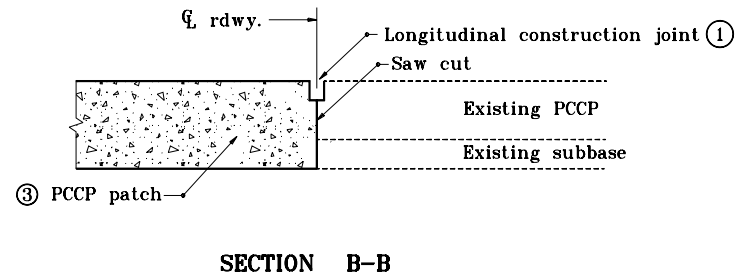
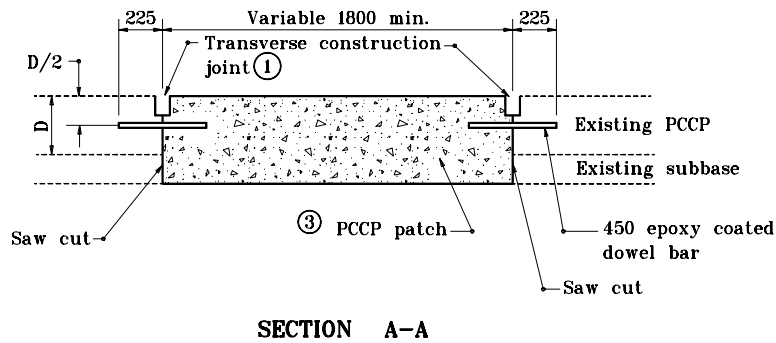


DOWEL BAR SIZES	
Pavement Thickness, D	Minimum Dowel Bar Diameter
Less than 225	25
225 through 300	32
Greater than 300	38




**NOTES**

- ① See Standard Drawing 503-CCPJ-06 for joint seal details.
2. Saw cuts and joint seal shall be omitted if PCCP is to be overlaid.
- ③ The bottom of the PCCP patch shall be located at the bottom of the existing PCCP subbase or 150 below the bottom of the existing PCCP, whichever is lower.

All dimensions are in mm unless otherwise specified.

INDIANA DEPARTMENT OF TRANSPORTATION  
**CONCRETE PAVEMENT  
 PATCH DETAILS**  
 SEPTEMBER 1999  
 STANDARD DRAWING NO. 506-CCPP-01



/s/ Anthony L. Uremovich 9-01-99  
 DESIGN STANDARDS ENGINEER DATE

/s/ Donald W. Lucas 9-01-99  
 CHIEF HIGHWAY ENGINEER DATE

Source Sheet: **CCPJ6**

DESIGN STANDARDS ENGINEER