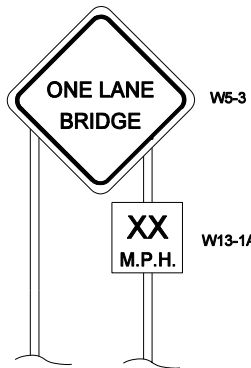


W5-2

W13-1

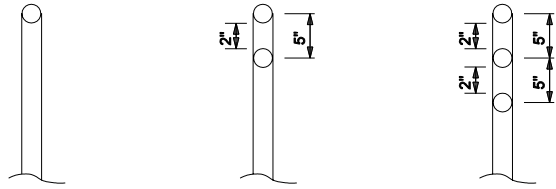
**SIGNAGE REQUIRED AT NARROW BRIDGE
ON TWO LANE ROADWAY**



W5-3

W13-1A

**SIGNAGE REQUIRED AT ONE LANE BRIDGE
ON TWO LANE ROADWAY**

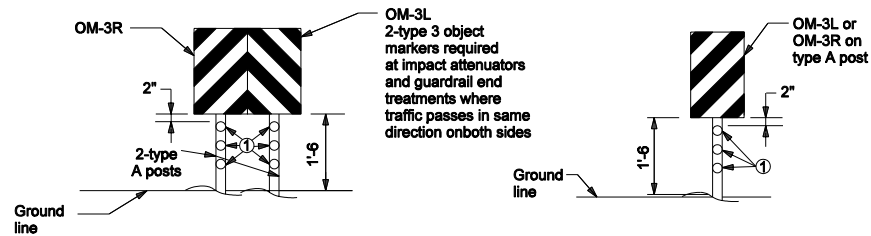


D-1 delineator post with one 3" dia. white delineator

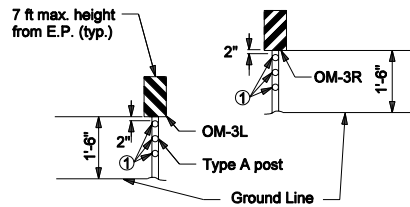
D-2 delineator post with two 3" dia. white delineators

D-3 delineator post with three 3" dia. white delineators

DELINEATORS WITH POSTS



**TYPE 3 OBJECT MARKERS
PLACEMENT AT GUARDRAIL END TREATMENTS
AND IMPACT ATTENUATORS ②**

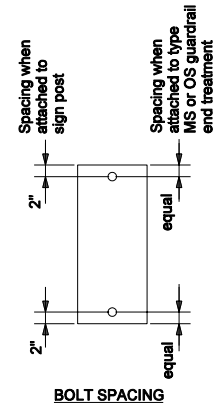


Type 3 object marker (R or L) shall be installed in line with the inner edge of the obstruction.

**TYPE 3 OBJECT MARKER
PLACEMENT AT ONE-LANE OR NARROW
BRIDGE ON TWO LANE ROADWAY**

NOTES

- ① Delineators:
OM-3L: 3 amber buttons on 5" centers
OM-3R: 3 white buttons on 5" centers
- ② Diagonal stripes similar in design to the Type 3 object marker, that have been applied by the manufacturer of approved impact attenuators or guardrail end treatments will be permitted in lieu of the object markers shown herein.




INDIANA DEPARTMENT OF TRANSPORTATION

PLACEMENT OF TRAFFIC CONTROL DEVICES

MARCH 2005

STANDARD DRAWING NO. E 808-MKNB-03



/s/ Richard L. VarCleave 3-01-05
DESIGN STANDARDS ENGINEER DATE

/s/ Richard K. Smutzer 3-01-05
CHIEF HIGHWAY ENGINEER DATE

DESIGN STANDARDS ENGINEER