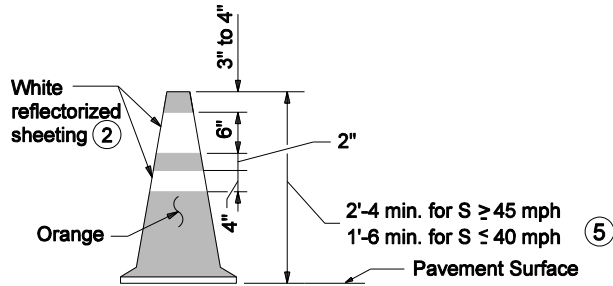


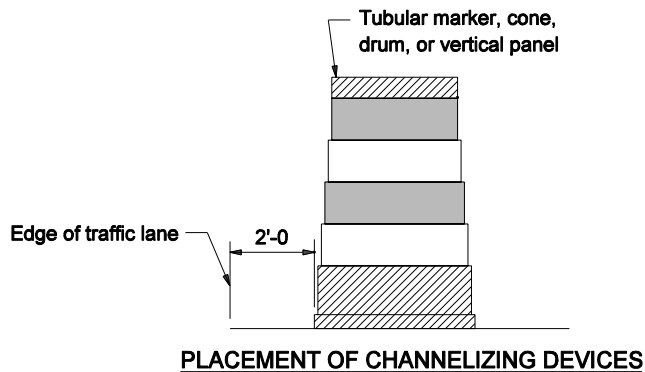
DIRECTION INDICATOR BARRICADE

Use: X

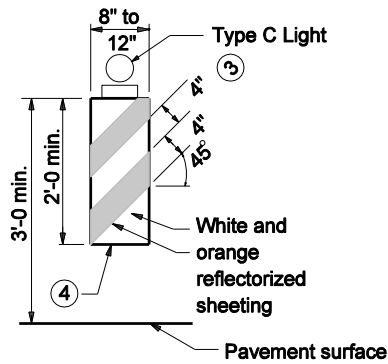


CONE

Use: O X ● X



PLACEMENT OF CHANNELIZING DEVICES

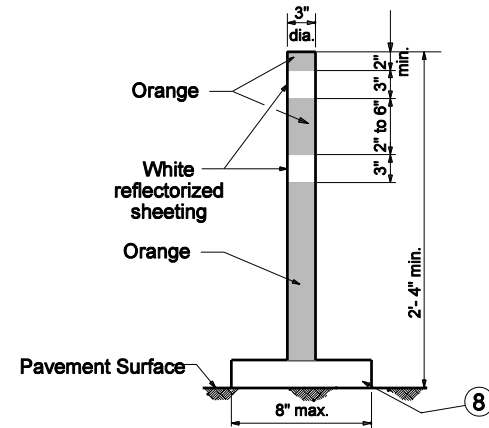


VERTICAL PANEL 9

Use: O O O X

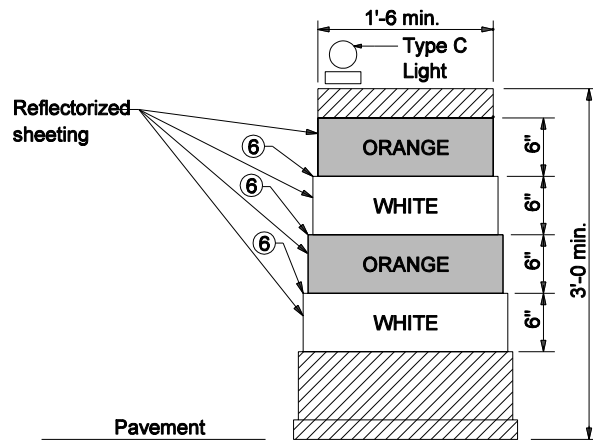
GENERAL NOTES

1. For additional notes and legends see Standard Drawing E 801-TCLG-01 or E 801-TCDV-02.
2. A Type C warning light will be required on tapers where there is a reduction in the number of lanes and a flashing arrow sign is used..



FLEXIBLE TUBULAR MARKER

Use: O X ●



DRUM 9

Use: O X

INDIANA DEPARTMENT OF TRANSPORTATION	
CHANNELIZING DEVICES	
SEPTEMBER 2005	
STANDARD DRAWING NO. E 801-TCDV-01	
	/s/ Richard L. VanCleave 9-01-05 DESIGN STANDARDS ENGINEER DATE
	/s/ Richard K. Smutzer 9-01-05 CHIEF HIGHWAY ENGINEER DATE
DESIGN STANDARDS ENGINEER	