
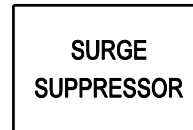
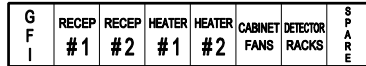
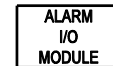

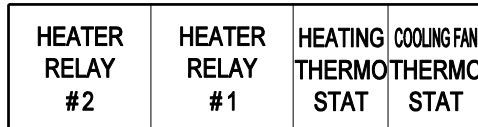


Above tags are one each for a total of 4 tags.  
RACK A, RACK B, RACK C, and RACK D



HEATER 1 and HEATER 2 are 1 tag Each.



**NOTES:**

- See Standard Drawings 809-ITCS-01 thru -06A for additional ITS cabinet details.


All dimensions are in mm unless otherwise specified

INDIANA DEPARTMENT OF TRANSPORTATION

**ENGRAVED TAG DETAIL**

MARCH 2006

STANDARD DRAWING NO. 809-ITSC-07



/s/ Richard L. VanCleave 3-01-06  
DESIGN STANDARDS ENGINEER DATE

/s/ Richard K. Smutzer 3-01-06  
CHIEF HIGHWAY ENGINEER DATE

DESIGN STANDARDS ENGINEER