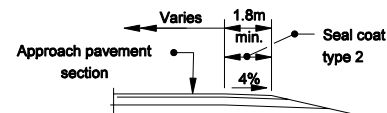



**NOTES :**

- 1 90 kg/m HMA Surface Type A on  
150 kg/m HMA intermediate Type A on  
200 compacted aggregate base #53
2. See General Notes on Standard  
Drawing 610-PRAP-04.
3. See Table on Standard Drawing  
610-PRAP-05 for computed values.
4. See Standard Drawing 610 - PRAP - 07  
for pay limit details.

**PUBLIC ROAD APPROACH TYPE "B"**

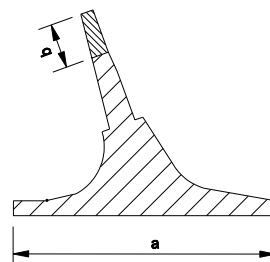


**SECTION B-B**



**SECTION A-A MINIMUM PAVEMENT SECTION**

For ADT ≤ 1000 (7)



**PAY LIMITS**

All Dimension are in mm unless otherwise specified

INDIANA DEPARTMENT OF TRANSPORTATION	
<b>PUBLIC ROAD APPROACH TYPE B</b>	
<b>MARCH 2006</b>	
<b>STANDARD DRAWING NO. 610-PRAP-03</b>	
	<i>/s/ Richard L. VanCleave</i> 3-01-06 <small>DESIGN STANDARDS ENGINEER DATE</small>
	<i>/s/ Richard K. Smutzer</i> 3-01-06 <small>CHIEF HIGHWAY ENGINEER DATE</small>
<small>DESIGN STANDARDS ENGINEER</small>	