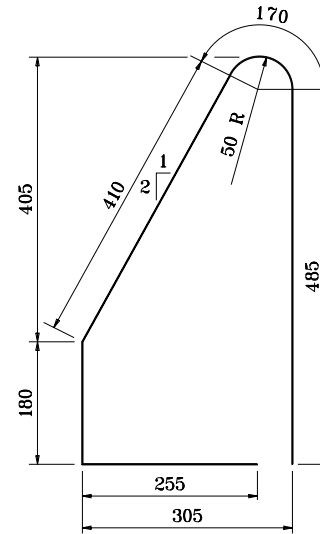
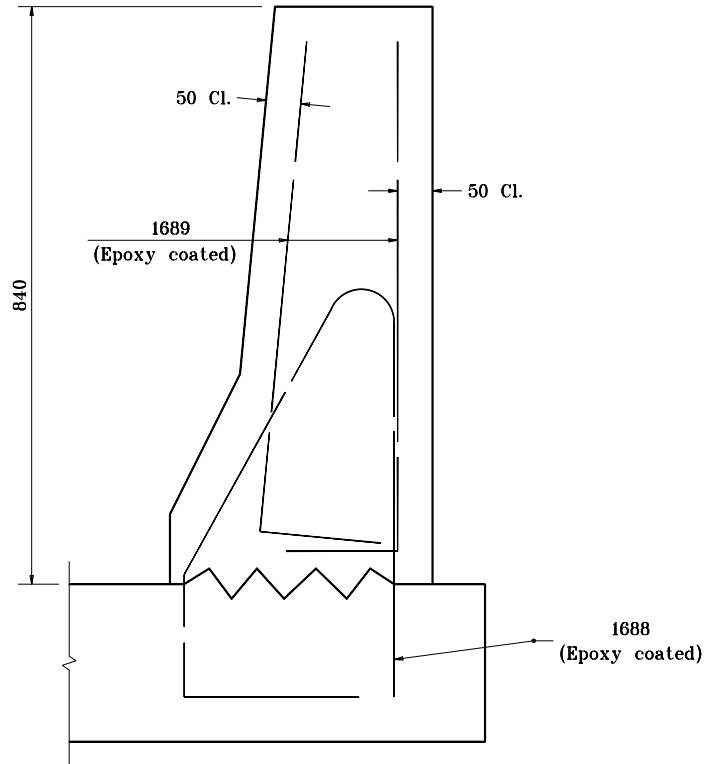
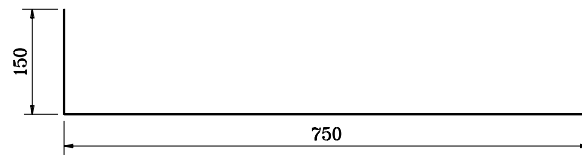


**GENERAL NOTES**

1. The optional vertical railing reinforcement shown may be used for bridge railing in lieu of that shown on the plans. Longitudinal reinforcing shall be as shown on the plans.
2. Vertical reinforcing lengths shown are for an 840 railing height. If a higher rail is used, these lengths shall be increased accordingly.



**1688 x 1500**



**1689 x 900**


All dimensions are in mm unless otherwise specified.

INDIANA DEPARTMENT OF TRANSPORTATION

**OPTIONAL RAILING VERTICAL REINFORCEMENT SPLICE**

SEPTEMBER 1997

STANDARD DRAWING NO. **724-BJTS-06**



/s/ Anthony L. Uremovich 9-01-97  
DESIGN STANDARDS ENGINEER DATE

/s/ Donald W. Lucas 9-01-97  
CHIEF HIGHWAY ENGINEER DATE

Source Sheet: **C-3**

DESIGN STANDARDS ENGINEER