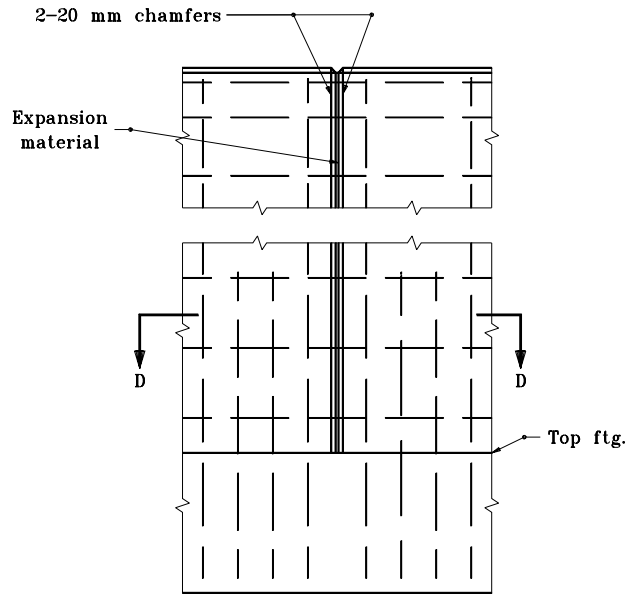
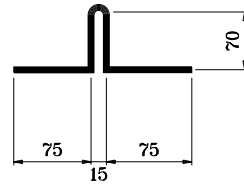


GENERAL NOTES

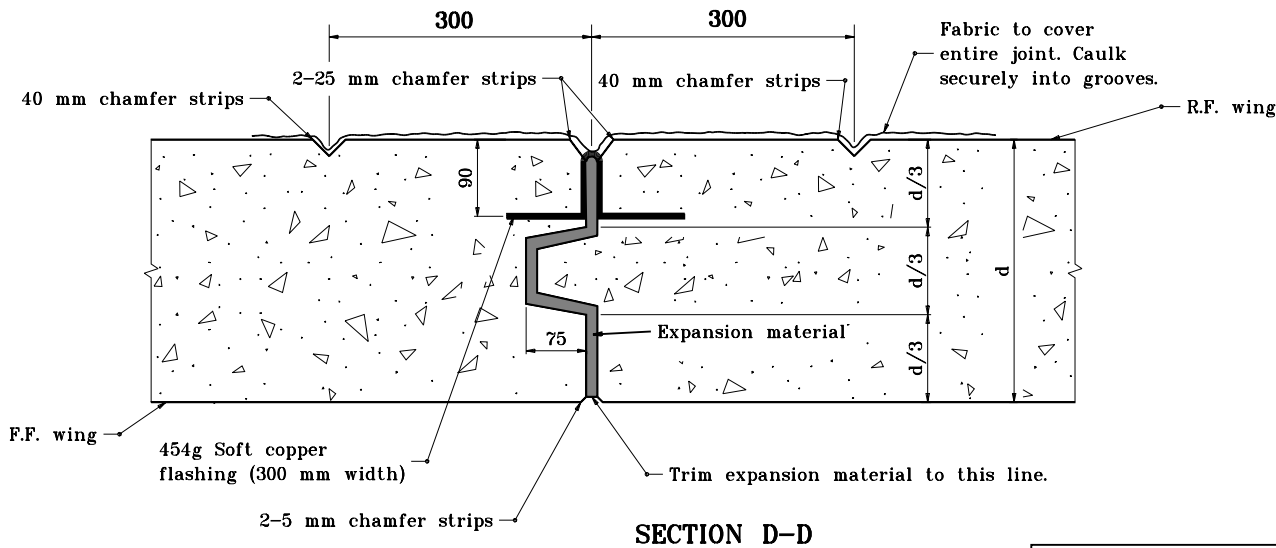
1. Expansion material in joints is preformed joint filler. Copper flashing is to be lapped 50 mm and soldered, subject to approval.



FRONT FACE



**BENDING DIAGRAM FOR
COPPER FLASHING**



SECTION D-D


All dimensions are in mm unless otherwise specified.

INDIANA DEPARTMENT OF TRANSPORTATION

**EXPANSION JOINT
TYPICAL DETAILS**

SEPTEMBER 1994

STANDARD DRAWING NO. 724-BJTS-03



/s/ Anthony L. Uremovich 9/30/94
DESIGN STANDARDS ENGINEER DATE

/s/ Donald W. Lucas 9/30/94
CHIEF HIGHWAY ENGINEER DATE

Source Sheet: C-3