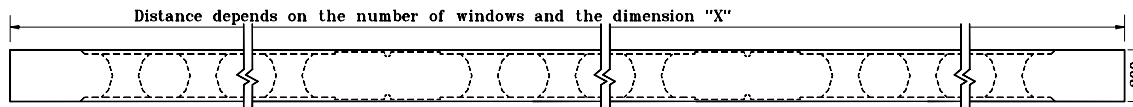
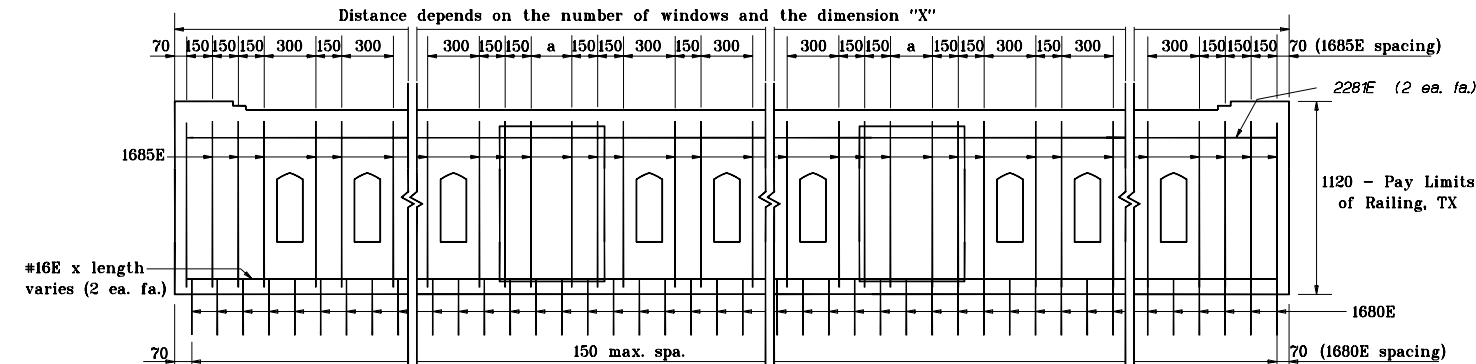
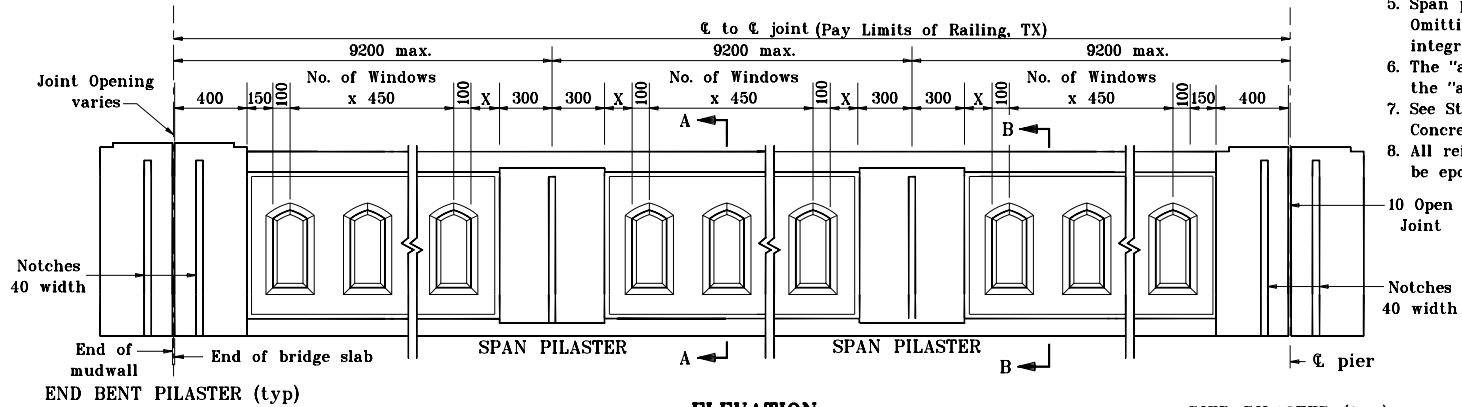


NOTES:

1. See Standard Drawing 706-BRTX-03 for General Notes and Sections A-A and B-B.
2. Spacing of windows to be as shown.
3. Select the number of windows and adjust the "X" dimension to fit the span length.
4. Span pilasters may be omitted for short spans. X \leq 200 mm
5. Span pilasters are for aesthetic purposes only. Omitting span pilasters does not decrease the integrity of the railing.
6. The "a" dimension = $2x + 90$. Space bars in the "a" dimension equally at \leq 150 mm.
7. See Standard Drawing 706-TTXX-01 for Concrete Bridge Railing Transition, TTXX
8. All reinforcing bars designated "E" shall be epoxy coated.



All dimensions are in mm unless otherwise specified.

INDIANA DEPARTMENT OF TRANSPORTATION	
RAILING, TX (TYPICAL PANEL)	
JANUARY 2001	
STANDARD DRAWING NO. 706-BRTX-01	
	/s/ Anthony L. Uremovich 1-02-01 DESIGN STANDARDS ENGINEER DATE
	/s/ Firooz Zandi 1-02-01 CHIEF HIGHWAY ENGINEER DATE
DESIGN STANDARDS ENGINEER	