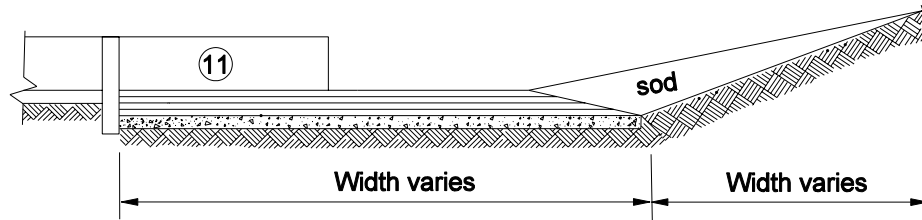
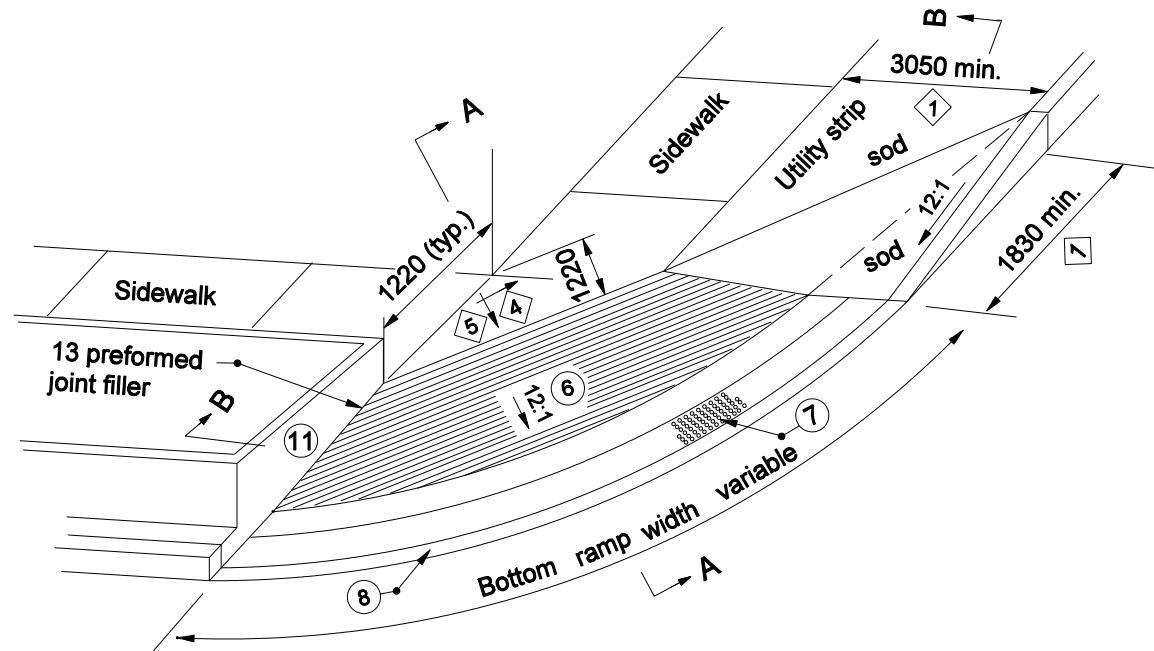
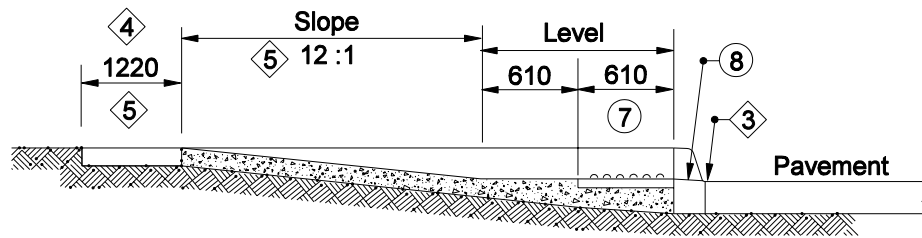


**NOTES :**

- ⑥ See Standard Drawing 604-SWCR-02 for groove details.
- ⑦ See Standard Drawing 604-SWCR-02 for details of detectable warning surface.
- ⑧ See Standard Drawing 604-SWCR-02 for alternate curb construction.
- 9. See Standard Drawing 604-SWCR-02 for typical ramp construction detail.
- 10. See Standard Drawing 604-SWCR-01 and -02 for Plan Location and General Notes respectively.
- ⑪ Street furnishing such as planter, signal base, etc.



**SECTION B-B**



**SECTION A-A**

All Dimension are in mm unless otherwise specified

INDIANA DEPARTMENT OF TRANSPORTATION

**SIDEWALK CURB RAMPS  
TYPE E**

SEPTEMBER 2005

STANDARD DRAWING NO. 604-SWCR-07

	/s/ Richard L. VanCleave	9-01-05
	DESIGN STANDARDS ENGINEER	DATE
	/s/ Richard K. Smutzer	9-01-05
	CHIEF HIGHWAY ENGINEER	DATE

DESIGN STANDARDS ENGINEER