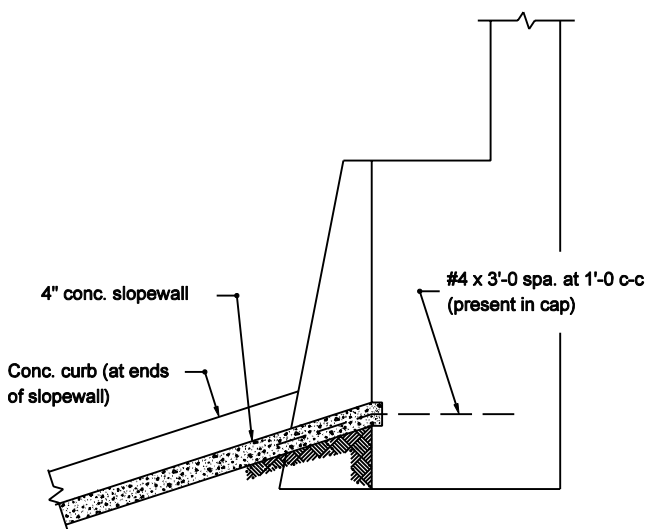


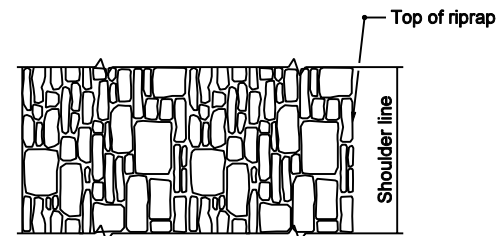
**SECTION THROUGH CONCRETE SLOPEWALL**



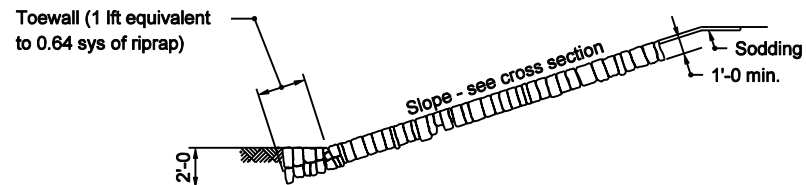
**TYPICAL SECTION THROUGH SLOPEWALL AT STRUCTURES WITHOUT BERMS**

**GENERAL NOTES**

1. See Section F-F on Standard Drawing E 616-SWCO-03 for Section C-C.
2. When hand-laid riprap is used under a structure, drainage configuration similar to that shown for precast concrete riprap shall be used. See Standard Drawing E 616-SWRR-02 for such configuration.
- ③ Toewall is not required adjacent to piers or bents.



**PLAN**



**SECTION THROUGH HAND-LAID RIPRAP**

INDIANA DEPARTMENT OF TRANSPORTATION	
<b>CONCRETE AND RIPRAP SLOPEWALL DETAILS</b>	
SEPTEMBER 2003	
STANDARD DRAWING NO. E 616-SWCO-04	
	/s/ Richard L. VanCleave 9-02-03 DESIGN STANDARDS ENGINEER DATE
	/s/ Richard K. Smutzer 9-02-03 CHIEF HIGHWAY ENGINEER DATE
DESIGN STANDARDS ENGINEER	