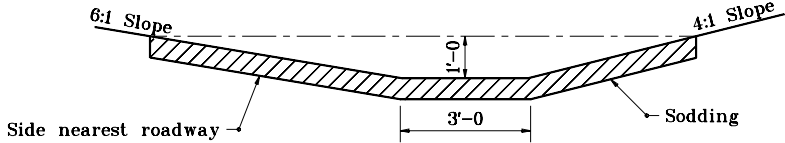
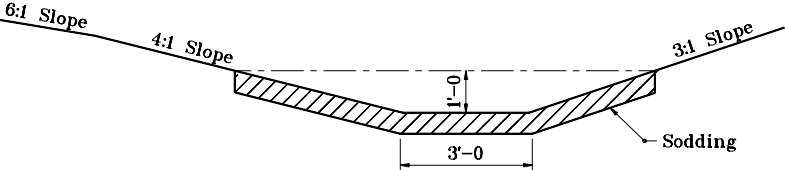


**GENERAL NOTES**

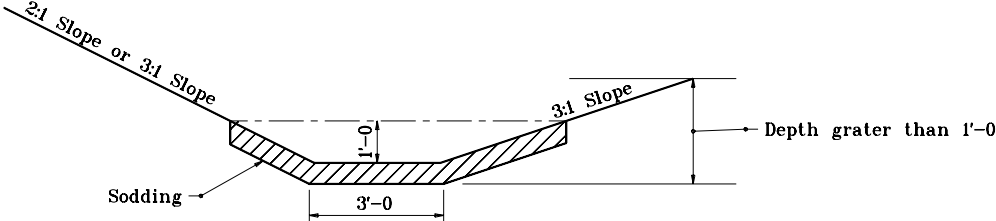
1. See Standard Drawing E 607-PSDT-02 for Section B-B.



**STANDARD 3' BOTTOM DITCH**  
(LOCATED WITHIN CLEAR ZONE)

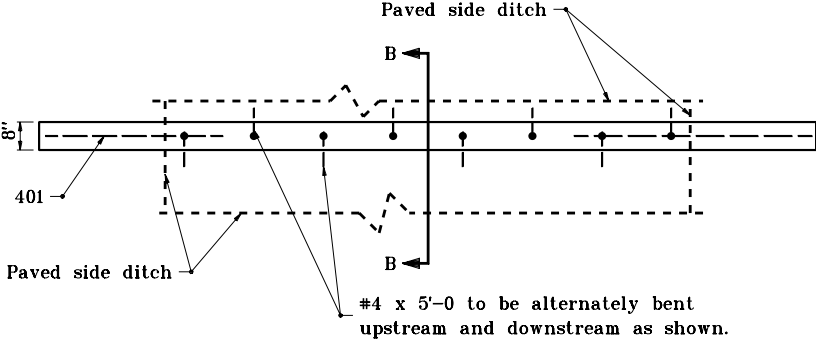


**SPECIAL 3' BOTTOM DITCH**  
(LOCATED BEYOND CLEAR ZONE)



**SPECIAL 3' BOTTOM DITCH**  
(LOCATED BEYOND CLEAR ZONE)

**SODDED DITCH DETAILS**



**PLAN VIEW OF LUG (TYPICAL FOR ALL TYPES)**

INDIANA DEPARTMENT OF TRANSPORTATION	
<b>P.S.D. LUGS &amp; SODDED DITCH DETAILS</b>	
SEPTEMBER 1997	
<b>STANDARD DRAWING NO. E 607-PSDT-06</b>	
	DETAILS PLACED IN THIS FORMAT 7-27-99
	/s/ Anthony L. Uremovich 7-27-99 DESIGN STANDARDS ENGINEER DATE
	/s/ Firooz Zandi 7-27-99 CHIEF HIGHWAY ENGINEER DATE
DESIGN STANDARDS ENGINEER	ORIGINALLY APPROVED 9-01-97