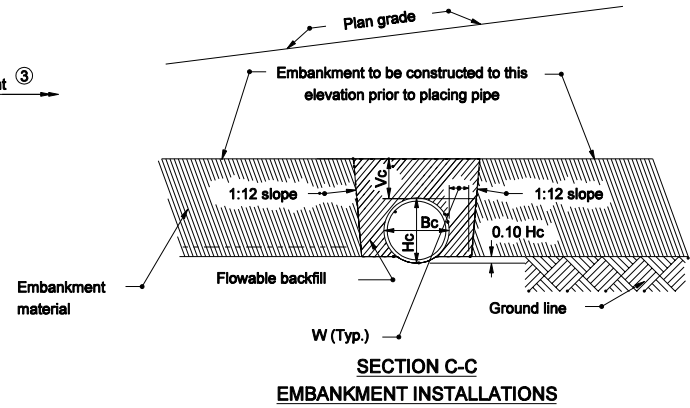
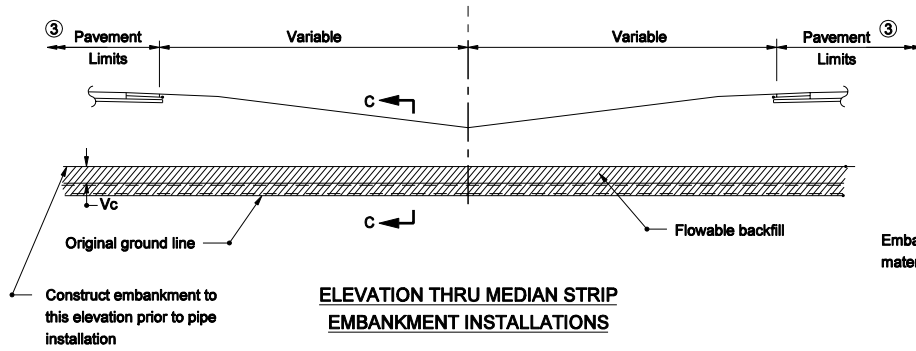


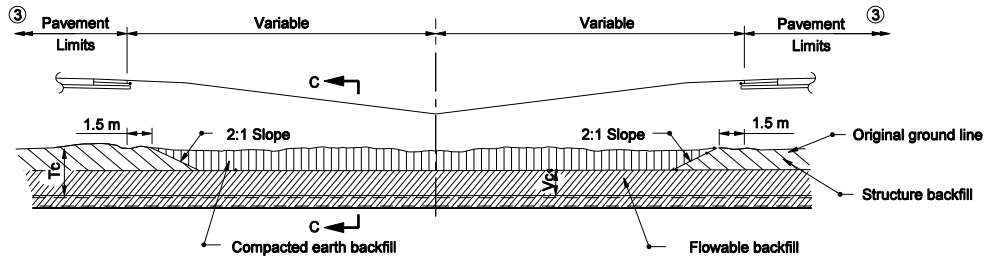
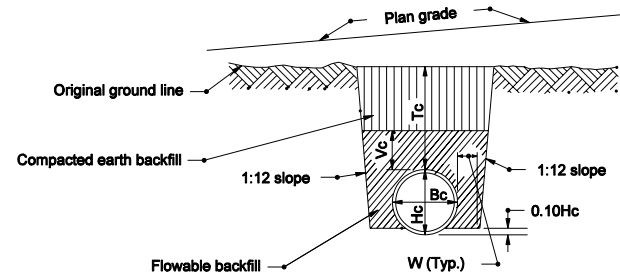
**NOTE**

1. Refer to Standard Drawing 715-BKFL-09 for general notes.



**LEGEND**

- Hc = Overall diameter or rise
- Bc = Overall diameter or span
- A = 200 min. for fill height up to 5.0 m  
= 300 min. for fill height of 5.0 m or more
- Vc = 300 for Bc ≤ 450  
= 500 for Bc > 450
- Tc = Trench cover depth
- W = 150 for Bc ≤ 525  
0.3 Bc for 525 < Bc ≤ 1050  
300 for Bc > 1050




All Dimension are in mm unless otherwise specified

INDIANA DEPARTMENT OF TRANSPORTATION

**PIPE STRUCTURE BACKFILL  
MEDIAN INSTALLATIONS**

MARCH 2005

STANDARD DRAWING NO. 715-BKFL-06



/s/ Richard L. VanCleave 3-01-05  
DESIGN STANDARDS ENGINEER DATE

/s/ Richard K. Smutzer 3-01-05  
CHIEF HIGHWAY ENGINEER DATE

DESIGN STANDARDS ENGINEER