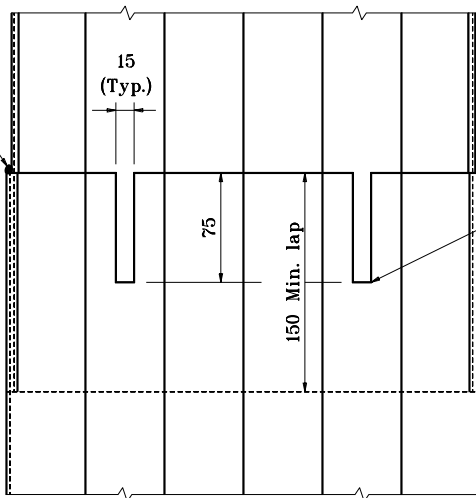
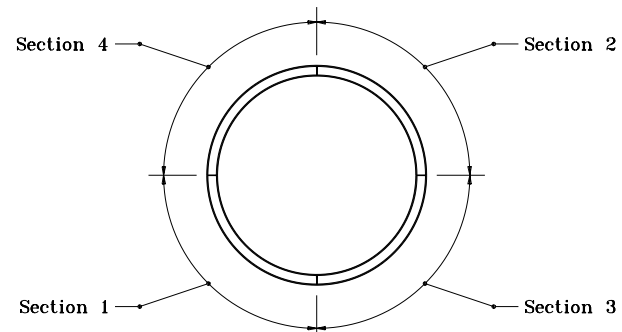


Continuous weld



FOR FLUTED SHELLS

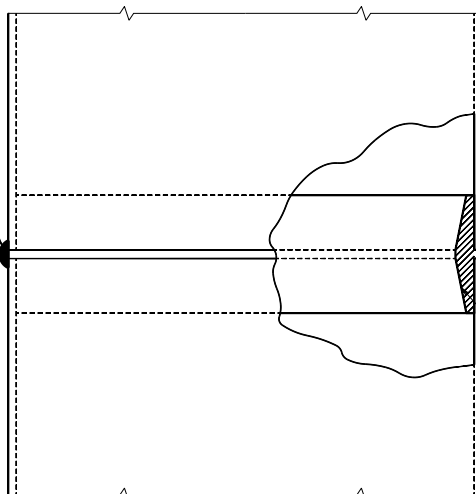
Burn four equally spaced slots in lower section before inserting extension



Completion of Sections 1, 2, 3 & 4 constitutes one pass.

WELDING SEQUENCE

Continuous weld



FOR ROUNDED PIPE

Continuous weld

Electric type wedge split chill ring for line welding

All dimensions are in mm unless otherwise specified.

INDIANA DEPARTMENT OF TRANSPORTATION	
SPLICING PILE SHELLS IN FIELD	
SEPTEMBER 1994	
STANDARD DRAWING NO. 701-BPIL-04	
	/s/ Anthony L. Uremovich 9-30-94 DESIGN STANDARDS ENGINEER DATE
	/s/ Donald W. Lucas 9-30-94 CHIEF HIGHWAY ENGINEER DATE