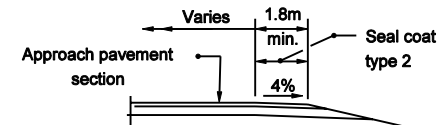


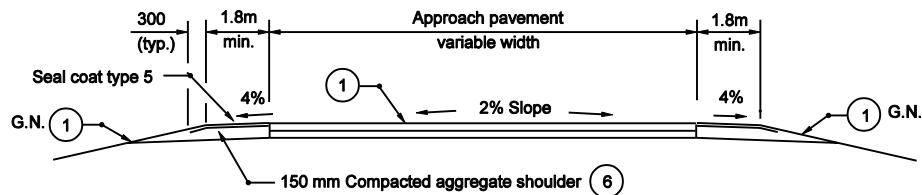
NOTES :

- ① 90 kg/m HMA Surface Type A on 150 kg/m HMA intermediate Type A on 200 compacted aggregate base #53
- 2. See General Notes on Standard Drawing 610-PRAP-04.
- 3. See Table on Standard Drawing 610-PRAP-05 for computed values.
- 4. G.N. - See General Notes

PUBLIC ROAD APPROACH TYPE "B"

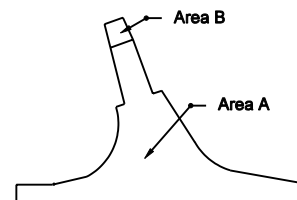


SECTION B-B



SECTION A-A MINIMUM PAVEMENT SECTION

For ADT ≤ 1000 ⑦



PAY LIMITS FOR HMA FOR APPROACHES

All Dimension are in mm unless otherwise specified	
INDIANA DEPARTMENT OF TRANSPORTATION	
PUBLIC ROAD APPROACH TYPE B	
MARCH 2003	
STANDARD DRAWING NO. 610-PRAP-03	
	/s/ Richard L. VanCleave 3-03-03 DESIGN STANDARDS ENGINEER DATE
	/s/ Richard K. Smutzer 3-03-03 CHIEF HIGHWAY ENGINEER DATE
DESIGN STANDARDS ENGINEER	