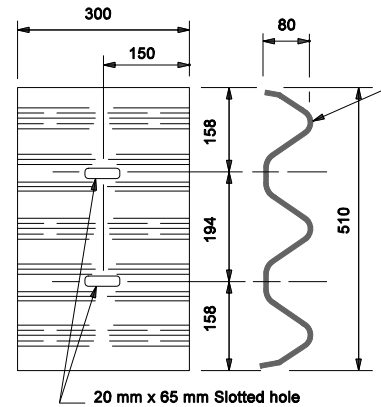
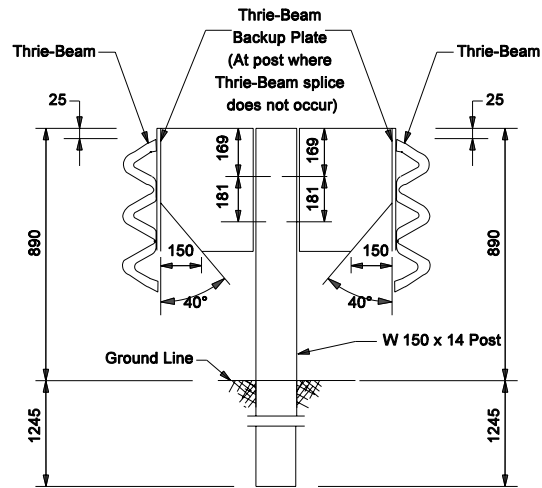


THRIE BEAM GUARDRAIL

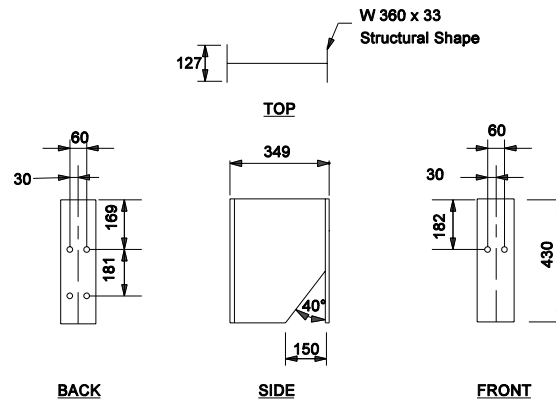


Cross section dimensions shall conform to those shown on Standard Drawing 601-TGBC-01.

**THRIE BEAM GUARDRAIL BACK-UP PLATE
AT LOCATIONS WITHOUT SPLICE**



DOUBLE FACED THRIE BEAM GUARDRAIL



**THRIE BEAM GUARDRAIL BLOCKOUT
(STEEL ONLY)**

Notes:

1. For Thrie Beam rail section details, see Standard Drawing 601-TBGC-01.
2. For W 360x33 post hole pattern details, see Standard Drawings 601-TTGB-03 and 601-TTGB-04.
3. Typical post spacing for Thrie Beam Guardrail and Double Faced Thrie Beam Guardrail is 1905.
4. Only the blockout material shown may be used.


All Dimension are in mm unless otherwise specified

INDIANA DEPARTMENT OF TRANSPORTATION

**THRIE BEAM
GUARDRAIL DETAILS**

MARCH 2005

STANDARD DRAWING NO. 601-MTGR-01



/s/ Richard L. VanCleave 3-01-05
DESIGN STANDARDS ENGINEER DATE

/s/ Richard K. Smutzer 3-01-05
CHIEF HIGHWAY ENGINEER DATE

DESIGN STANDARDS ENGINEER