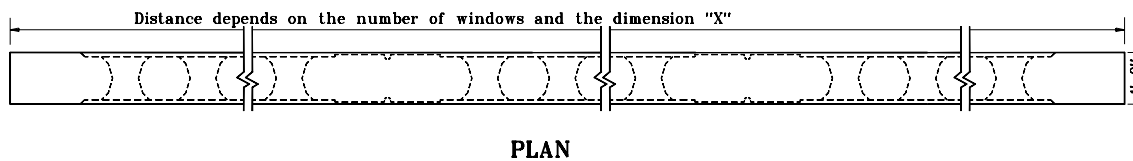
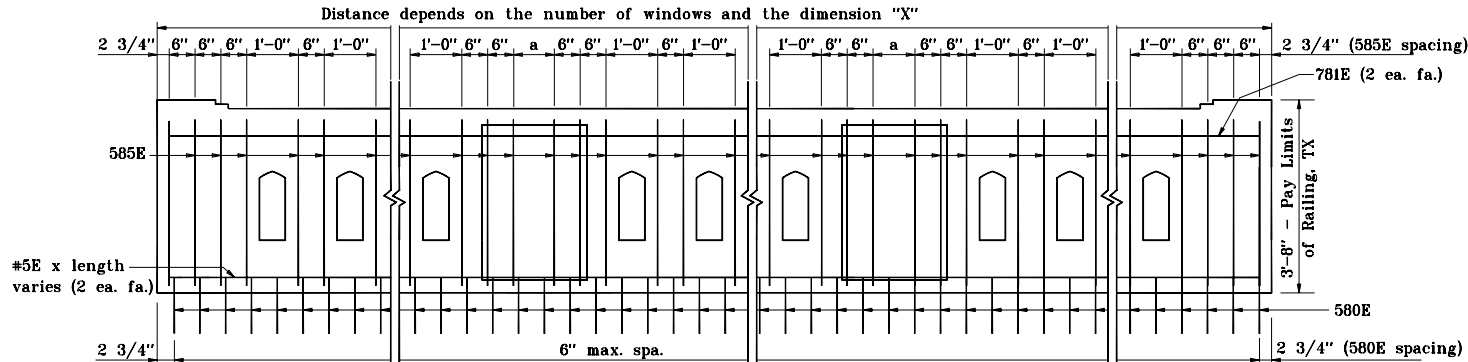
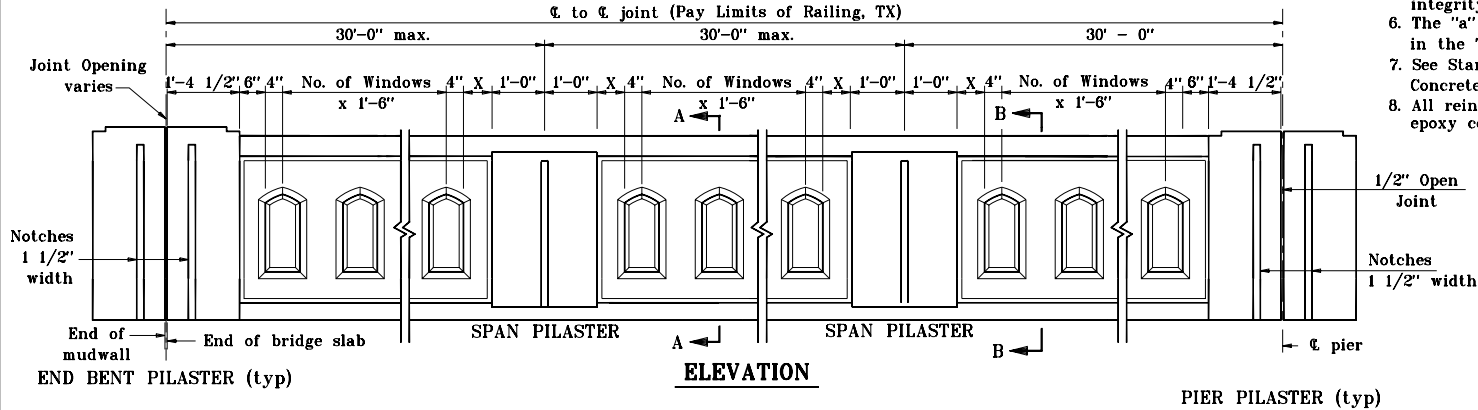


NOTES:


1. See Standard Drawing E 706-BRTX-03 for General Notes and Sections A-A and B-B.
2. Spacing of windows to be as shown.
3. Select the number of windows and adjust the "X" dimension to fit the span length.
4. Span pilasters may be omitted for short spans. $X \leq 2'-0"$
5. Span pilasters are for aesthetic purposes only. Omitting span pilasters does not decrease the integrity of the railing.
6. The "a" dimension = $2x + 3 \frac{1}{2}'$. Space bars in the "a" dimension equally at $\frac{1}{2}'$.
7. See Standard Drawing E 706-TTXX-01 for Concrete Bridge Railing Transition, TTXX
8. All reinforcing bars designated "E" shall be epoxy coated.



INDIANA DEPARTMENT OF TRANSPORTATION

**RAILING, TX
(TYPICAL PANEL)
JANUARY 2001**

STANDARD DRAWING NO. **E 706-BRTX-01**



/s/ Anthony L. Uremovich 1-02-01
DESIGN STANDARDS ENGINEER DATE

/s/ Firooz Zandi 1-02-01
CHIEF HIGHWAY ENGINEER DATE

DESIGN STANDARDS ENGINEER