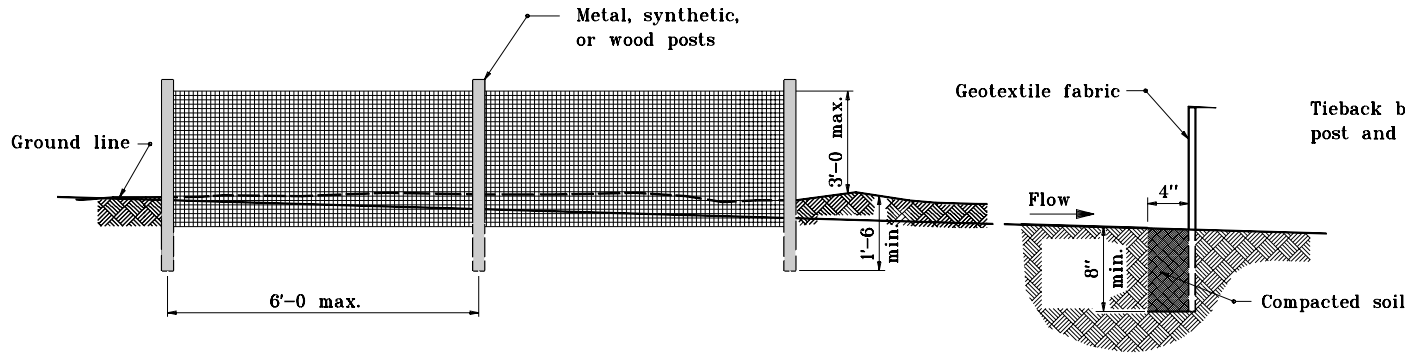
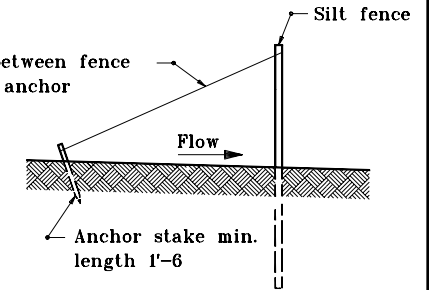


GENERAL NOTES

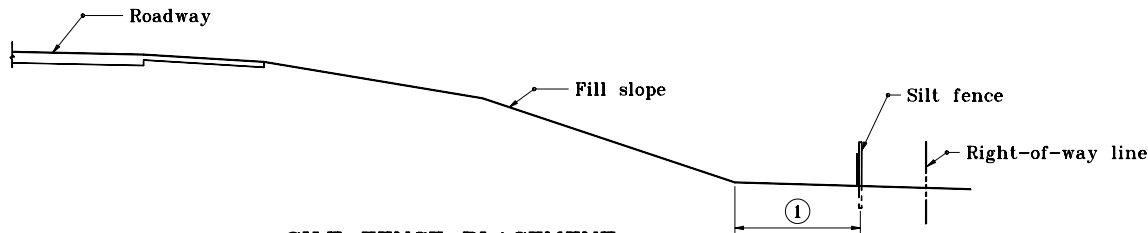
- ① Dimensions will vary based on right-of-way availability. Silt fence shall be placed as close as possible to edge of construction limits.
- ② The spacing of the tiebacks shall equal the spacing of the posts. Additional post depth or tiebacks may be required in unstable soils.



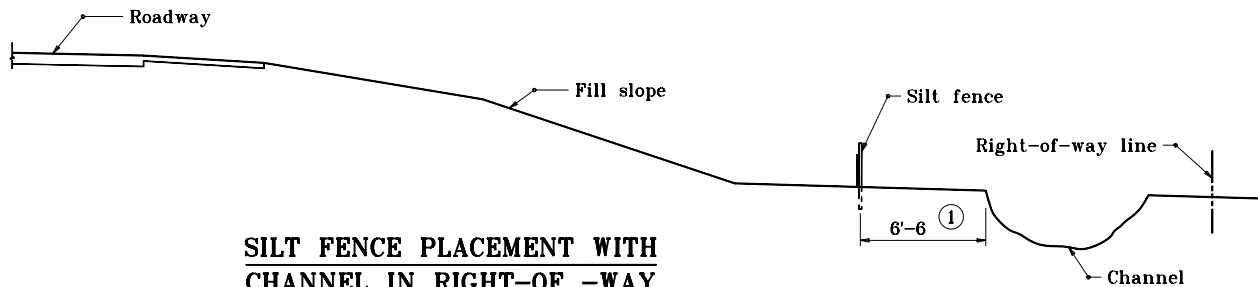
EMBEDMENT DETAIL



TIEBACK DETAIL ②



**SILT FENCE PLACEMENT
RELATIVE TO R/W LINE**



**SILT FENCE PLACEMENT WITH
CHANNEL IN RIGHT-OF -WAY**

INDIANA DEPARTMENT OF TRANSPORTATION	
TEMPORARY SILT FENCE	
MARCH 2002	
STANDARD DRAWING NO. E 205-TECP-02	
	/s/ Richard L. VanCleave 3-01-02 DESIGN STANDARDS ENGINEER DATE
	/s/ Richard K. Smutzer 3-01-02 CHIEF HIGHWAY ENGINEER DATE
DESIGN STANDARDS ENGINEER	