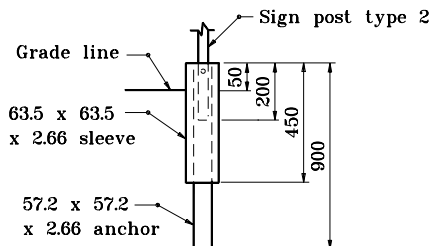


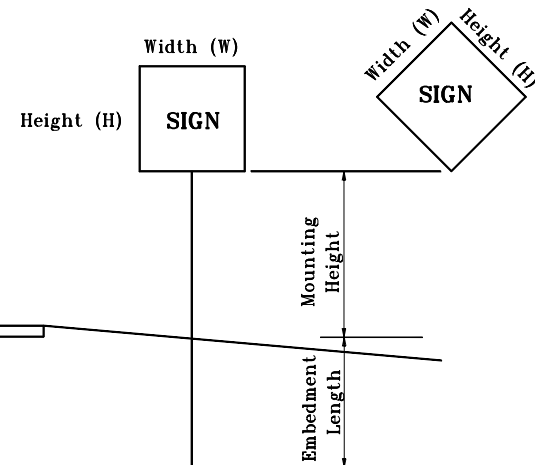
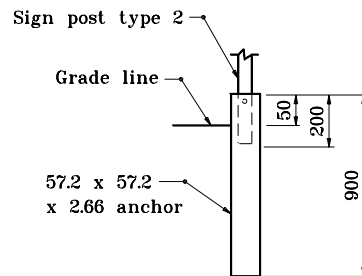
**SQUARE POST**

**1.90 Thickness**



**SQUARE POST**

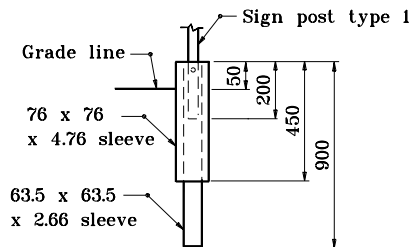
**1.90 Thickness**



**REINFORCED ANCHOR BASE**

**SQUARE POST**

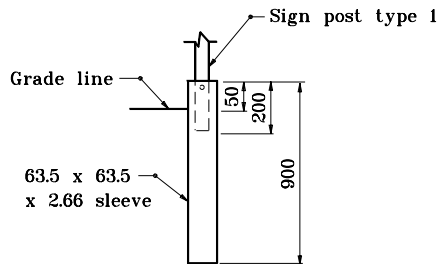
**2.66 Thickness**



**UNREINFORCED ANCHOR BASE**

**SQUARE POST**

**2.66 Thickness**



POST	TYPE	WALL THICKNESS	NO. OF POSTS PERMITTED IN 2.1 m PATH	EMBEDMENT LENGTH
U-CHANNEL	A , B		1 OR 2	1.2 m
SQUARE	1	2.66	1	ANCHOR BASE
	2	1.90	1 OR 2	

**REINFORCED ANCHOR BASE**

**UNREINFORCED ANCHOR BASE**

**GENERAL NOTES:**

1. See Standard Sheet 802-SNGS-09 for sign size and mounting height table.


All dimensions are in mm unless otherwise specified.

INDIANA DEPARTMENT OF TRANSPORTATION

**STEEL SIGN POSTS**

MAY 1997

STANDARD DRAWING NO. 802-SNGS-10



/s/ Anthony L. Uremovich 5-01-97  
DESIGN STANDARDS ENGINEER DATE

/s/ Donald W. Lucas 5-01-97  
CHIEF HIGHWAY ENGINEER DATE

Source Sheet: **MT4A**