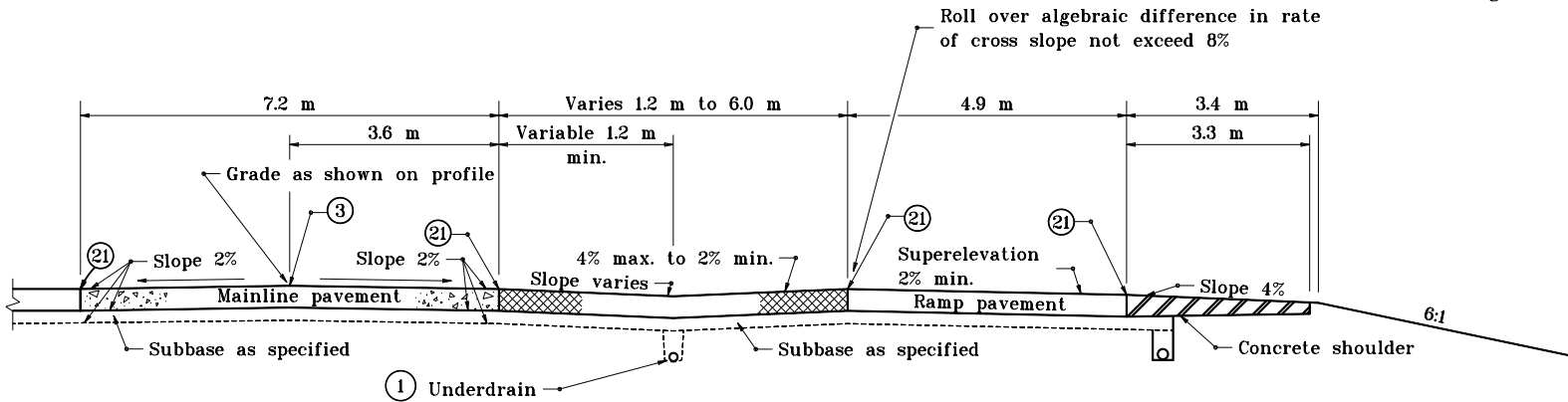
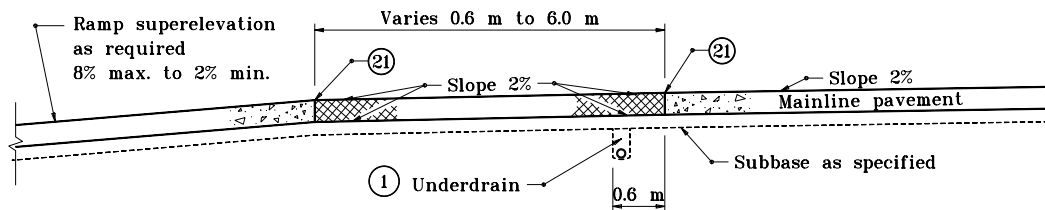


GENERAL NOTES

- ① For underdrain details see Standard Drawing 718-UNDR-01.



SECTION A-A



SECTION B-B

LEGEND

- Ⓐ Pavement type and thickness as specified for the mainline.
- Ⓑ Pavement type and thickness as specified for ramps.
- ③ Longitudinal joint
- Ⓐ Longitudinal construction joint
- ▨ Concrete shoulder (Thickness of mainline pavement)
- ▩ Concrete shoulder (Thickness as specified on Typical Sections)


All dimensions are in mm unless otherwise specified.

INDIANA DEPARTMENT OF TRANSPORTATION

**RAMP CROSS SECTIONS
CONCRETE SHOULDERS**

APRIL 1995

STANDARD DRAWING NO. **501-RECS-03**



/s/ Anthony L. Uremovich 4-03-95
DESIGN STANDARDS ENGINEER DATE

/s/ Donald W. Lucas 4-03-95
CHIEF HIGHWAY ENGINEER DATE

Source Sheet: **MV5**

DESIGN STANDARDS ENGINEER