

**COMMON CONSTRUCTION WAGE SCALE**

20112184

Date: October 12, 2011

City: Jeffersonville

County: Clark

**Project Description and Scope:** Town of Clarksville (IDOL 20112184 Scales of wages adopted in these meetings apply to any public works for building, heavy/highway and utility construction projects covered by the Indiana Common Construction Wage Act for which each awarding government agency awards bids not later than three (3) months after the date the committee adopts a wage scale.

We the undersigned common construction wage committee, appointed pursuant to Indiana Code 5-16-7 *et seq.*, do hereby fix and determine the following common construction wage scale to apply on the above referenced project.

<u>Classification</u>	<u>Class</u>	<u>Hourly Rate</u>	<u>Fringes</u>	<u>Total:</u>
<b>Insulators/</b>				
<b>Mechanical Insulators</b>	Skilled	\$24.37	\$10.85	\$35.22
	Semiskilled	\$13.75	\$5.93	\$19.68
	Unskilled	\$10.50	\$5.93	\$16.43
<b>Asbestos Workers/</b>				
<b>Asbestos Abatement</b>	Skilled	\$22.33	\$9.49	\$31.82
	Semiskilled	N/A	N/A	
	Unskilled	N/A	N/A	
<b>Boilermakers</b>				
	Skilled	\$33.65	\$20.36	\$54.01
	Semiskilled	\$26.92	\$20.36	\$47.28
	Unskilled	\$23.56	\$20.36	\$43.92
<b>Bricklayers</b>				
	Skilled	\$24.11	\$10.30	\$34.41
	Semiskilled	\$18.08	\$10.30	\$28.38
	Unskilled	\$12.06	\$10.30	\$22.36

**Carpenters**

Skilled	\$22.75	\$14.97	\$37.72
Semiskilled	\$18.20	\$14.97	\$33.17
Unskilled	\$13.65	\$14.97	\$28.62

**Carpet Layers**

Skilled	\$22.75	\$14.97	\$37.72
Semiskilled	\$18.20	\$14.97	\$33.17
Unskilled	\$13.65	\$14.97	\$28.62

**Carpenters Heavy Highway  
and Utility**

Skilled	\$23.47	\$15.60	\$39.07
Semiskilled	\$18.77	\$15.60	\$34.37
Unskilled	\$14.08	\$15.60	\$28.28

**Cement Masons**

Skilled	\$23.58	\$10.26	\$33.84
Semiskilled	\$18.86	\$10.26	\$29.12
Unskilled	\$14.15	\$10.26	\$24.41

**Drywall Installers**

Skilled	\$22.75	\$14.97	\$37.72
Semiskilled	\$18.20	\$14.97	\$33.17
Unskilled	\$13.65	\$14.97	\$28.62

**Electricians**

Skilled	\$29.27	\$13.33	\$42.60
Semiskilled	\$20.49	\$13.33	\$33.82
Unskilled	\$13.17	\$13.33	\$26.50

**Elevator Constructors**

Skilled	\$38.19	\$21.79	\$59.98
Semiskilled	\$26.73	\$21.79	\$48.52
Unskilled	\$21.00	\$21.79	\$42.79

**Glaziers**

Skilled	\$26.78	\$11.17	\$37.95
Semiskilled	\$18.75	\$11.17	\$29.92
Unskilled	\$13.39	\$11.17	\$24.56

**Iron Workers**

Skilled	\$25.77	\$18.70	\$44.47
---------	---------	---------	---------

	Semiskilled	\$20.62	\$18.70	\$39.32
	Unskilled	\$15.46	\$18.70	\$34.16
<b>Laborers</b>	Skilled	\$19.40	\$11.05	\$30.45
	Semiskilled	\$18.90	\$11.05	\$29.95
	Unskilled	<b>\$18.40</b>	<b>\$11.05</b>	<b>\$29.45</b>
<b>Laborers Abatement</b>	Skilled	\$19.40	\$11.05	\$30.45
<b>Laborers Utility</b>	Skilled	\$23.82	\$11.21	\$35.03
	Semiskilled	\$23.32	\$11.21	\$34.53
	Unskilled	\$22.82	\$11.21	\$34.03
<b>Laborers Heavy Highway</b>	Skilled	\$23.62	\$11.21	\$34.83
	Semiskilled	\$23.12	\$11.21	\$34.33
	Unskilled	\$22.62	\$11.21	\$33.83
<b>Millwrights</b>	Skilled	\$24.40	\$16.72	\$41.12
	Semiskilled	\$19.52	\$16.72	\$36.24
	Unskilled	\$14.64	\$16.72	\$31.36
<b>Operating Engineers</b>	Skilled	\$28.68	\$13.05	\$41.73
	Semiskilled	\$21.51	\$13.05	\$34.56
	Unskilled	\$18.64	\$13.05	\$31.69
<b>Operating Engineers Heavy Highway</b>	Skilled	\$28.90	\$13.00	41.90
	Semiskilled	\$21.68	\$13.00	34.68
	Unskilled	\$18.78	\$13.00	31.78
<b>Painters/Brush/Roll</b>	Skilled	\$18.50	\$10.67	\$29.17
	Semiskilled	\$14.80	\$10.67	\$25.47
	Unskilled	\$7.40	\$10.67	\$18.07
<b>Painters/Spray/Sandblast</b>				

Skilled	\$19.50	\$10.67	\$30.17
Semiskilled	\$15.60	\$10.67	\$26.27
Unskilled	\$7.80	\$10.67	\$18.47

**Pipefitters & Steamfitters**

Skilled	\$31.00	\$16.48	\$47.48
Semiskilled	\$20.15	\$16.48	\$36.63
Unskilled	\$14.57	\$16.48	\$31.05

**Plasterers**

Skilled	\$25.04	\$12.59	\$37.63
Semiskilled	\$17.60	\$12.59	30.19
Unskilled	\$8.80	\$12.59	21.36

**Plumbers**

Skilled	\$31.00	\$16.48	\$47.48
Semiskilled	\$20.15	\$16.48	\$36.63
Unskilled	\$14.57	\$16.48	\$31.05

**Pointer/Caulker/Cleaners**

Skilled	\$27.45	\$10.07	\$37.52
Semiskilled	\$23.33	\$10.07	\$33.40
Unskilled	\$15.10	\$10.07	\$25.17

**Roofers**

Skilled	\$21.28	\$7.35	\$28.63
Semiskilled	\$18.09	\$7.35	\$25.44
Unskilled	\$12.77	\$7.35	\$19.62

**Sheet Metal Workers**

Skilled	\$28.15	\$16.53	\$44.68
Semiskilled	\$19.14	\$12.63	\$31.77
Unskilled	\$13.51	\$10.53	\$24.04

**Sound and Communication  
Workers**


	Skilled	\$29.27	\$13.08	\$42.35
	Semiskilled	\$18.15	\$9.60	\$25.49
	Unskilled	\$11.71	\$8.02	\$18.27
<b>Sprinkler Fitters</b>				
	Skilled	\$31.29	\$12.75	\$44.04
	Semiskilled	\$20.34	\$12.75	\$33.09
	Unskilled	\$15.65	\$6.81	\$22.46
<b>Stone Masons</b>				
	Skilled	\$24.11	\$10.30	\$34.41
	Semiskilled	\$18.08	\$10.30	\$28.38
	Unskilled	\$12.06	\$10.30	\$22.36
<b>Teamsters</b>				
	Skilled	\$19.56	\$13.47	\$33.03
	Semiskilled	N/A	N/A	
	Unskilled	N/A	N/A	
<b>Technical Engineers</b>				
	Skilled	\$17.70	\$10.25	\$27.95
	Semiskilled	N/A	N/A	
	Unskilled	N/A	N/A	
<b>Tile, Marble Setters</b>				
	Skilled	\$22.64	\$6.10	\$28.74
	Semiskilled	\$15.85	\$6.10	\$21.95
	Unskilled	\$11.32	\$6.10	\$17.42
<b>Terrazzo Setters</b>				
	Skilled	\$22.64	\$6.10	\$28.74
	Semiskilled	\$15.85	\$6.10	\$21.95
	Unskilled	\$11.32	\$6.10	\$17.42
<b>Tile, Marble, Terrazzo Finishers</b>				
	Skilled	\$15.42	\$5.42	\$20.84
	Semiskilled	\$11.57	\$5.42	\$16.99
	Unskilled	\$7.71	\$5.42	\$13.13
<b>Truck Mechanics</b>				


express as a percentage of the journeymen hourly rate which is the skilled hourly rate in this wage scale.

Any worker who is not registered or otherwise employed in a bona fide apprenticeship program registered with the U.S. Department of Labor, Bureau of Apprenticeship and Training and has twelve or more months of cumulative experience in the construction trades shall be paid at the skilled wage rate on this wage determination for the classification of work actually performed by the worker regardless of how the employer classifies such a worker.


Disputes regarding the appropriate classification of workers and the amounts said workers should be paid may be submitted to the Indiana Department of Labor for investigation.

  
Indiana State AFL-CIO Representative

  
Awarding Agency Representative

  
Governor's Representative  
ABC

(NO)

  
Taxpayer Named by Appointing Agency

\_\_\_\_\_  
Taxpayers Named by County Legislative  
Body

10/12/11  
Date