


Indiana Department of Education

Grade 4 ELA Content Connectors



Indiana Department of Education

READING

Guiding Principle: *Students read a wide range of fiction, nonfiction, classic, and contemporary works, to build an understanding of texts, of themselves, and of the cultures of the United States and the world; to acquire new information; to respond to the needs and demands of society and the workplace. Students apply a wide range of strategies to comprehend, interpret, evaluate, and appreciate texts. They read a wide range of literature in many genres from a variety of time periods and cultures from around the world to build an understanding of the many dimensions (e.g., philosophical, ethical, aesthetic) of human experience. They draw on their prior experience, their interactions with other readers and writers, and reading skills that they have developed and refined.¹*


READING: Foundations

There are four key areas found in the Reading: Foundations section for grades K-5: Print Concepts, Phonological Awareness, Phonics, and Fluency. By demonstrating the skills listed in each section, students should be able to meet the Learning Outcome for Reading: Foundations.

Learning Outcome

4.RF.1 Apply foundational reading skills to demonstrate reading fluency and comprehension.

Indiana Academic Standards	Content Connector
4.RF.1: Apply foundational reading skills to demonstrate reading fluency and comprehension.	4.RF.1.a.1: Apply foundational reading skills to build fluency.
	4.RF.1.a.2: Apply foundational skills to build comprehension.
4.RF.4.2: Use the six major syllable patterns (CVC, CVr, V, VV, VCe, Cle) to read unknown words.	4.RF.4.2.a.1: Understand the six major syllable patterns.
4.RF.4.6: Use knowledge of all letter-sound correspondences, syllabication patterns, and morphology (e.g., roots and affixes) to read accurately unfamiliar multi-syllabic words in context.	
4.RF.5: Orally read grade-level appropriate or higher texts smoothly and accurately, with expression that connotes comprehension at the independent level.	4.RF.5.a.1: Read grade level appropriate text smoothly and accurately.
	4.RF.5.a.2: Read grade level appropriate text and demonstrate comprehension.



Indiana Department of Education

READING: *Literature*

There are three key areas found in the Reading: Literature section for grades K-5: Key Ideas and Textual Support, Structural Elements and Organization, and Synthesis and Connection of Ideas. By demonstrating the skills listed in each section, students should be able to meet the Learning Outcome for Reading: Literature.

Learning Outcome


4.RL.1: Read and comprehend a variety of literature within a range of complexity appropriate for grades 4-5. By the end of grade 4, students interact with texts proficiently and independently at the low end of the range and with scaffolding as needed at the high end.

Indiana Academic Standards	Content Connector
4.RL.1: Read and comprehend a variety of literature within a range of complexity appropriate for grades 4-5. By the end of grade 4, students interact with texts proficiently and independently at the low end of the range and with scaffolding as needed at the high end.	4.RL.1.a.1: Read a variety of grade level appropriate literature.
	4.RL.1.a.2: Comprehend a variety of grade level appropriate literature.
4.RL.2.1: Refer to details and examples in a text when explaining what a text says explicitly and when drawing inferences from the text.	4.RL.2.1.a.1: Refer to details and examples in a text when explaining what the text says explicitly.
	4.RL.2.1.a.2: Refer to details and examples in a text when drawing basic inferences from a work of literature.
4.RL.2.2: Paraphrase or retell the main events in a story, myth, legend, or novel; identify the theme and provide evidence for the interpretation.	4.RL.2.2.a.1: Paraphrase or retell the main events in story, myth, legend, or novel.
	4.RL.2.2.a.2: Identify the theme within a story, myth, legend, or novel.
	4.RL.2.2.a.3: Provide evidence for the interpretation of the theme.
4.RL.2.3: Describe a character, setting, or event in a story or play, drawing on specific details in the text, and how that impacts the plot.	4.RL.2.3.a.1: Describe a character, setting, or event in a story or play, drawing on specific details in the text.
	4.RL.2.3.a.2: Explain how a character, setting, or event impacts the plot.



Indiana Department of Education

<p>4.RL.3.1: Explain major differences between poems, plays, and prose, and refer to the structural elements of poems and drama.</p>	<p>4.RL.3.1.a.1: Explain major differences between poems, plays, and prose.</p>
	<p>4.RL.3.1.a.2: Refer to the structural elements of poems or drama.</p>
<p>Indiana Academic Standards</p>	<p>Content Connector</p>
<p>4.RL.3.2: Compare and contrast the point of view from which different stories are narrated, including the difference between first- and third-person narrations.</p>	<p>4.RL.3.2.a.1: Compare and contrast the point of view from which different stories are narrated.</p>
<p>4.RL.4.1: Describe how visual and multimedia presentations and representations can enhance the meaning of a text.</p>	<p>4.RL.4.1.a.1: Identify how visual and multimedia presentations and representations can enhance the meaning of a text.</p>
<p>4.RL.4.2: Compare and contrast the treatment of similar themes and topics and patterns of events in stories, myths, and traditional literature from different cultures.</p>	<p>4.RL.4.2.a.1: Compare the treatment of similar themes and topics in stories, myths, and traditional literature from different cultures.</p>



Indiana Department of Education

READING: *Nonfiction*

There are three key areas found in the Reading: Nonfiction section for grades K-5: Key Ideas and Textual Support, Structural Elements and Organization, and Synthesis and Connection of Ideas. By demonstrating the skills listed in each section, students should be able to meet the Learning Outcome for Reading: Nonfiction.

Learning Outcome

4.RN.1: Read and comprehend a variety of nonfiction within a range of complexity appropriate for grades 4-5. By the end of grade 4, students interact with texts proficiently and independently at the low end of the range and with scaffolding as needed at the high end.

Indiana Academic Standards	Content Connector
4.RN.1: Read and comprehend a variety of nonfiction within a range of complexity appropriate for grades 4-5. By the end of grade 4, students interact with texts proficiently and independently at the low end of the range and with scaffolding as needed at the high end.	4.RN.1.a.1: Read a variety of nonfiction grade level texts.
	4.RN.1.a.2: Comprehend a variety of nonfiction within a range of complexity.
4.RN.2.1: Refer to details and examples in a text when explaining what a text says explicitly and when drawing inferences from the text.	4.RN.2.1.a.1: Refer to details and examples in a text when explaining what the text says explicitly.
	4.RN.2.1.a.2: Refer to details and examples in a text when drawing inferences from the text.
4.RN.2.2: Determine the main idea of a text and explain how it is supported by key details; summarize the text.	4.RN.2.2.a.1: Determine the main idea of a text.
	4.RN.2.2.a.2: Explain how the main idea is supported by key details.
	4.RN.2.2.a.3: Summarize the text.
4.RN.2.3: Explain the relationships between events, procedures, ideas, or concepts in a historical, scientific, or technical text, based on specific information in the text.	4.RN.2.3.a.1: Explain the relationships between events, procedures, ideas, or concepts in a historical, scientific, or technical text, based on specific information in the text.




Indiana Department of Education

4.RN.3.1: Apply knowledge of text features to locate information and gain meaning from a text (e.g., charts, tables, graphs, headings, subheadings, font/format).	4.RN.3.1.a.1: Apply knowledge of text features to locate information and gain meaning from a text (e.g., charts, tables, graphs, headings, subheadings, font/format).
Indiana Academic Standards	Content Connector
4.RN.3.2: Describe the organizational structure (e.g., chronological, problem-solution, comparison/contrast, procedural, cause/effect, sequential, description) of events, ideas, concepts, or information in a text or part of a text.	4.RN.3.2.a.1: Describe the organizational structure (e.g., chronological, problem-solution, comparison/contrast, procedural, cause/effect, sequential, description) of events, ideas, concepts, or information in a text or part of a text.
4.RN.3.3: Compare and contrast a firsthand and secondhand account of the same event or topic; describe the differences in focus and the information provided in the accounts.	4.RN.3.3.a.1: Compare and contrast a firsthand and secondhand account of the same event or topic.
	4.RN.3.3.a.2: Describe the differences in focus and the information provided in firsthand and secondhand accounts.
4.RN.4.1: Distinguish between fact and opinion; explain how an author uses reasons and evidence to support a statement or position (claim) in a text.	4.RN.4.1.a.1: Distinguish between fact and opinion.
	4.RN.4.1.a.2: Explain how an author uses reasons and evidence to support a statement or position (claim) in a text.
4.RN.4.2: Combine information from two texts on the same topic in order to demonstrate knowledge about the subject.	4.RN.4.2.a.1: Combine information from two texts on the same topic in order to demonstrate knowledge about the subject.

READING: Vocabulary

There are two key areas found in the Reading: Vocabulary section for grades K-5: Vocabulary Building and Vocabulary in Literature and Nonfiction Texts. By demonstrating the skills listed in each section, students should be able to meet the Learning Outcome for Reading: Vocabulary.



Indiana Department of Education

Learning Outcome

4.RV.1: Build and use accurately general academic and content-specific words and phrases.

Indiana Academic Standards	Content Connector
4.RV.1: Build and use accurately general academic and content-specific words and phrases.	4.RV.1.a.1: Use general academic and content-specific words and phrases accurately.
4.RV.2.1: Apply context clues (e.g., word, phrase, sentence, and paragraph clues) and text features (e.g., charts, headings/subheadings, font/format) to determine the meanings of unknown words.	4.RV.2.1.a.1: Use context clues and text features to determine the meaning of unknown words.
4.RV.2.2: Identify relationships among words, including more complex homographs, homonyms, synonyms, antonyms, and multiple meanings.	4.RV.2.2.a.1: Identify relationships among words, including homographs, homonyms, synonyms, antonyms, and multiple meanings.
4.RV.2.4: Apply knowledge of word structure elements (e.g., suffixes, prefixes, common Greek and Latin affixes and roots), known words, and word patterns to determine meaning.	4.RV.2.4.a.1: Apply knowledge of word structure elements (e.g., suffixes, prefixes, common Greek and Latin affixes and roots), known words, and word patterns to determine meaning.
4.RV.2.5: Consult reference materials, both print and digital (e.g., dictionary), to find the pronunciation and clarify the precise meanings of words and phrases.	4.RV.2.5.a.1: Identify the appropriate reference materials, print or digital, to use to find the pronunciation and clarify the meanings of words and phrases.
4.RV.3.1: Determine how words and phrases provide meaning to works of literature, including figurative language (e.g., similes, metaphors, or hyperbole).	4.RV.3.1.a.1: Determine how words and phrases provide meaning to works of literature, including figurative language (e.g., similes, metaphors, or hyperbole).
4.RV.3.2: Determine the meanings of general academic and content-specific words and phrases in a nonfiction text relevant to a fourth grade topic or subject area.	4.RV.3.2.a.1: Determine the meaning of general academic and contentspecific words and phrases in a nonfiction text.
4.RV.3.3: Explain the meanings of proverbs, adages, and idioms in context.	4.RV.3.3.a.1: Explain the meanings of proverbs, adages, and idioms in context.



WRITING

Guiding Principle: *Students employ a wide range of strategies as they write and use different writing process elements appropriately to communicate with different audiences for a variety of purposes. Students apply knowledge of language structure, language conventions, media techniques, figurative language, and genre to create, critique, and discuss writing. Students conduct research on issues and interests by generating ideas and questions, and by posing problems. They gather, evaluate, and synthesize data from a variety of sources to communicate their discoveries in ways that suit their purpose and audience.ⁱⁱ*

WRITING

There are four key areas found in the Writing section for grades K-5: Writing Genres, the Writing Process, the Research Process, and Conventions of Standard English. By demonstrating the skills listed in each section, students should be able to meet the Learning Outcome for Writing.

Learning Outcome

4.W.1: Write routinely over a variety of time frames and for a range of discipline-specific tasks, purposes, and audiences; apply reading standards to support reflection and response to literature and nonfiction texts.

Indiana Academic Standards	Content Connector
4.W.1: Write routinely over a variety of time frames and for a range of discipline-specific tasks, purposes, and audiences; apply reading standards to support reflection and response to literature and nonfiction texts.	4.W.1.a.1: Write routinely over a variety of time frames for varying tasks, purposes, and audiences.
	4.W.1.a.2: Apply reading standards to write in response to literature and nonfiction texts.
4.W.2.1: Write legibly in print or cursive, forming letters and words that can be read by others.	4.W.2.1.a.1: Produce a written response in print, cursive, or digital format, using appropriate spacing and alignment.
	4.W.3.1.a.1: Introduce the topic or text within persuasive writing by stating an opinion.



Indiana Department of Education

- 4.W.3.1:** Write persuasive compositions in a variety of forms that –
- In an introductory statement, clearly state an opinion to a particular audience.
 - Support the opinion with facts and details from various sources, including

4.W.3.1.a.2: Support a given opinion with facts and details in a persuasive composition.

Indiana Academic Standards	Content Connector
<p>texts.</p> <ul style="list-style-type: none"> • Use an organizational structure to group related ideas that support the purpose. • Connect opinion and reasons using words and phrases. • Provide a concluding statement or section related to the position presented. 	<p>4.W.3.1.a.3: Use an organizational structure to group related ideas that support the purpose in a persuasive composition.</p> <p>4.W.3.1.a.4: Connect opinions and reasons using words and phrases in a persuasive composition.</p> <p>4.W.3.1.a.5: Provide a concluding statement or paragraph related to the position presented in a persuasive composition.</p> <p>4.W.3.1.a.6: Write persuasive compositions in a variety of formats.</p>
<p>4.W.3.2: Write informative compositions on a variety of topics that –</p> <ul style="list-style-type: none"> • Provide an introductory paragraph with a clear main idea. • Provide supporting paragraphs with topic and summary sentences. • Provide facts, specific details, and examples from various sources and texts to support ideas and extend explanations. • Connect ideas using words and phrases. • Include text features (e.g., formatting, pictures, graphics) and multimedia when useful to aid comprehension. • Use language and vocabulary appropriate for audience and topic. • Provide a concluding statement or section. 	<p>4.W.3.2.a.1: Provide an introductory paragraph with a clear main idea in an informative composition.</p> <p>4.W.3.2.a.2: Provide body paragraphs with topic and summary sentences in an informative composition.</p> <p>4.W.3.2.a.3: Provide evidence from various sources and texts to support ideas and extend explanations in an informative composition.</p> <p>4.W.3.2.a.4: Connect ideas using words and phrases in an informative composition.</p> <p>4.W.3.2.a.5: Include text features and multimedia when useful to aid comprehension in an informative composition.</p> <p>4.W.3.2.a.6: Use language and vocabulary appropriate for audience and topic in an informative composition.</p> <p>4.W.3.2.a.7: Provide a concluding statement or paragraph to support the information presented in an informative composition.</p>



Indiana Department of Education

	4.W.3.2.a.8: Write informative compositions on a variety of topics.
4.W.3.3: Write narrative compositions in a variety of forms that – <ul style="list-style-type: none"> Establish an introduction, with a context to allow the reader to imagine the world of the event or experience. Organize events that unfold naturally, using meaningful paragraphing and transitional words and phrases. Use dialogue and descriptive details to develop events and reveal characters’ personalities, feelings, and responses to situations. 	4.W.3.3.a.1: Create an introduction (e.g., situation, narrator, characters) in a narrative composition.
	4.W.3.3.a.2: Organize events using meaningful transitional words and phrases in a narrative composition.
	4.W.3.3.a.3: Use dialogue and descriptive details to develop events and reveal characters’ personalities, feelings, and responses to situations in a narrative composition.

Indiana Academic Standards	Content Connector
<ul style="list-style-type: none"> Employ vocabulary with sufficient sensory (sight, sound, smell, touch, taste) details to give clear pictures of ideas and events. Provide an ending that follows the narrated experiences or events. 	4.W.3.3.a.4: Utilize vocabulary with sensory details to give clear pictures of ideas and events in a narrative composition.
	4.W.3.3.a.5: Provide an ending that follows the narrated experiences or events in a narrative composition.
	4.W.3.3.a.6: Write narrative compositions in a variety of forms.
4.W.4: Apply the writing process to – <ul style="list-style-type: none"> Generate a draft by developing, selecting and organizing ideas relevant to topic, purpose, and genre; revise to improve writing, using appropriate reference materials (e.g., quality of ideas, organization, sentence fluency, word choice); edit writing for format and conventions (e.g., spelling, capitalization, usage, punctuation). Use technology to interact and collaborate with others to publish legible documents. 	4.W.4.a.1: Generate a draft by developing, organizing, and selecting ideas relevant to topic, purpose, and genre.
	4.W.4.a.2: Revise to improve writing, using appropriate reference materials (e.g., quality of ideas, organization, sentence fluency, word choice).
	4.W.4.a.3: Edit writing for format and conventions (e.g., spelling, capitalization, usage, punctuation).
	4.W.4.a.4: Use technology to interact and collaborate with others to publish legible documents.
4.W.5: Conduct short research on a topic.	4.W.5.a.1: Identify a specific topic or question of interest.



Indiana Department of Education

- Identify a specific question to address (e.g., what is the history of the Indy 500?).
- Use organizational features of print and digital sources efficiently to locate further information.
- Determine the reliability of the sources.
- Summarize and organize information in their own words, giving credit to the source.
- Present the research information, choosing from a variety of formats.

4.W.5.a.2: Use organizational features of print and digital sources efficiently to locate further information.

4.W.5.a.3: Determine the reliability of the sources.

4.W.5.a.4: Summarize relevant information in their own words, giving credit to the source.

4.W.5.a.5: Present the research information, choosing from a variety of formats.

4.W.6.1: Demonstrate command of English grammar and usage, focusing on:

4.W.6.1.a.1: Effectively use English grammar.

4.W.6.1a: Nouns/Pronouns – Writing sentences that include relative pronouns (e.g., who, which) and


4.W.6.1a.a.1: Write sentences using personal pronouns.

Indiana Academic Standards	Content Connector
reflexive pronouns (e.g., myself, ourselves) and explaining their functions in the sentence.	4.W.6.1a.a.2: Write sentences that include relative and reflexive pronouns.
4.W.6.1b: Verbs – <ul style="list-style-type: none"> • Writing sentences that use the progressive verb tenses. • Recognizing and correcting inappropriate shifts in verb tense. • Using modal auxiliaries (e.g., can, may, must). 	4.W.6.1b.a.1: Write sentences that use the progressive verb tenses.
	4.W.6.1b.a.2: Recognize inappropriate shifts in verb tense.
	4.W.6.1b.a.3: Correct inappropriate shifts in verb tense.
	4.W.6.1b.a.4: Use modal auxiliaries (e.g. can, may, must).
4.W.6.1c: Adjectives/ Adverbs –Writing sentences using relative adverbs (e.g., where, when) and explaining their functions in the sentence.	4.W.6.1c.a.1: Write sentences using adjectives.
	4.W.6.1c.a.2: Write sentences using relative adverbs (e.g. where, when).



Indiana Department of Education

<p>4.W.6.1d: Prepositions – Writing sentences that include prepositions, explaining their functions in the sentence.</p>	<p>4.W.6.1d.a.1: Write sentences that include prepositions.</p>
<p>4.W.6.1e: Usage – Writing correctly complete simple, compound, and complex declarative, interrogative, imperative, and exclamatory sentences, using coordinating and subordinating conjunctions (e.g., yet, nor, so).</p>	<p>4.W.6.1e.a.1: Correctly write simple sentences.</p>
	<p>4.W.6.1e.a.2: Correctly write compound sentences.</p>
	<p>4.W.6.1e.a.3: Correctly write complex sentence.</p>
	<p>4.W.6.1e.a.4: Use coordinating and subordinating conjunctions.</p>
<p>4.W.6.2: Demonstrate command of capitalization, punctuation, and spelling, focusing on:</p>	<p>4.W.6.2.a.1: Effectively use capitalization, punctuation, and spelling.</p>
<p>4.W.6.2a: Capitalization – Capitalizing names of magazines, newspapers, works of art, musical compositions, organizations, and the first word in quotations, when appropriate.</p>	<p>4.W.6.2a.a.1: Appropriately use capitalization.</p>
<p>4.W.6.2b: Punctuation –</p> <ul style="list-style-type: none"> • Correctly using apostrophes to form possessives and contractions. 	<p>4.W.6.2b.a.1: Correctly using apostrophes to form possessives and contractions.</p>
<p>Indiana Academic Standards</p>	<p>Content Connector</p>
<ul style="list-style-type: none"> • Correctly using quotation marks and commas to mark direct speech. • Using a comma before a coordinating conjunction in a compound sentence. 	<p>4.W.6.2b.a.2: Use quotation marks to indicate direct speech.</p>
	<p>4.W.6.2b.a.3: Use a comma before a coordinating conjunction in a compound sentence.</p>
<p>4.W.6.2c: Spelling – Using spelling patterns and generalizations (e.g., word families, positionbased spellings, syllable patterns, ending rules, meaningful word parts, homophones/homographs) in writing single and multi-syllable words.</p>	<p>4.W.6.2c.a.1: Use spelling patterns (e.g., word families, position-based spellings, syllable patterns) in writing single and multi-syllable words.</p>



Indiana Department of Education

Guiding Principle: *Students listen actively and communicate effectively for a variety of purposes, including for learning, enjoyment, persuasion, and the exchange of information and ideas. Students adjust their use of language to communicate effectively with a variety of audiences and for different purposes. Students develop an understanding of and respect for diversity in language use, patterns, and dialects.ⁱⁱⁱ*

SPEAKING AND LISTENING

There are three key areas found in the Speaking and Listening section for grades K-5: Discussion and Collaboration, Comprehension, and Presentation of Knowledge and Ideas. By demonstrating the skills listed in each section, students should be able to meet the Learning Outcome for Speaking and Listening.

Learning Outcome

4.SL.1: Listen actively and adjust the use of spoken language (e.g., conventions, style, vocabulary) to communicate effectively with a variety of audiences and for different purposes.

Indiana Academic Standards	Content Connector
4.SL.1: Listen actively and adjust the use of spoken language (e.g., conventions, style, vocabulary) to communicate effectively with a variety of audiences and for different purposes.	4.SL.1.a.1: Listen actively and adjust the use of language.
	4.SL.1.a.2: Adjust the use of language to communicate effectively with a variety of audiences and for different purposes.
4.SL.2.1: Engage effectively in a range of collaborative discussions (one-on-one, in groups, and teacher-led) on grade-appropriate topics and texts, building on others' ideas and expressing personal ideas clearly.	4.SL.2.1.a.1: Participate in collaborative discussions (one-on-one and in groups) on grade appropriate topics or texts by identifying key ideas of the discussion.
	4.SL.2.1.a.2: Participate in collaborative discussions (one-on-one and in groups) on grade appropriate topics or texts by adding relevant ideas and expressing personal ideas.
4.SL.2.2: Explore ideas under discussion by drawing on readings and other information.	
4.SL.2.3: Demonstrate knowledge and use of agreed-upon rules for discussions and carry out assigned roles.	4.SL.2.3.a.1: Demonstrate knowledge and use of agreed-upon rules for discussions



Indiana Department of Education

	4.SL.2.3.a.2: Identify and serve in roles for small group discussions or projects.
Indiana Academic Standards	Content Connector
<p>4.SL.2.4: Pose and respond to specific questions to clarify or follow up on information, and make comments that contribute to the discussion and link to the remarks of others.</p>	<p>4.SL.2.4.a.1: Ask questions to check understanding of information presented in collaborative discussions</p> <p>4.SL.2.4.a.2: Stay on topic in collaborative discussions</p> <p>4.SL.2.4.a.3: Link personal ideas and comments to the ideas shared by others in collaborative discussions.</p>
<p>4.SL.2.5: Review the key ideas expressed and explain personal ideas in reference to the discussion.</p>	
<p>4.SL.3.1: Summarize major ideas and supportive evidence from text read aloud or information presented in diverse media and formats, including visually, quantitatively, and orally.</p>	<p>4.SL.3.1.a.1: Summarize the main ideas and supporting details of a text read aloud.</p> <p>4.SL.3.1.a.2: Summarize the main ideas and supporting details of information presented in diverse media and formats, including visually, quantitatively</p>
<p>4.SL.3.2: Identify and use evidence a speaker provides to support particular points.</p>	<p>4.SL.3.2.a.1: Identify evidence a speaker provides.</p> <p>4.SL.3.2.a.2: Use evidence a speaker provides to support particular points.</p>

MEDIA LITERACY

Guiding Principle: *Students develop critical thinking about the messages received and created by media. Students recognize that media are a part of culture and function as agents of socialization and develop understanding that people use individual skills, beliefs, and experiences to construct their own meanings from media messages. Students develop media literacy skills in order to become more informed, reflective, and engaged participants in society.^{iv}*



Indiana Department of Education

MEDIA LITERACY

By demonstrating the skills listed in Media Literacy, students should be able to meet the Learning Outcome for Media Literacy.

Learning Outcome

4.ML.1: Identify how information found in electronic, print, and mass media is used to inform, persuade, entertain, and transmit culture.

Indiana Academic Standards	Content Connector
4. ML.1: Identify how information found in electronic, print, and mass media is used to inform, persuade, entertain, and transmit culture.	4ML.1.a.1: Identify how information can be found in electronic, print, and mass media is used to inform, persuade, entertain, and transmit culture.
4.ML.2.1: Recognize claims in print, image, and multimedia and identify evidence used to support these claims.	4.ML.2.1.a.1: Recognize claims in print, image, and multimedia.
	4.ML.2.1.a.2: Identify evidence used to support these claims.

ⁱ Adapted from Standards for the English Language. National Council of Teachers of English and International Reading Association, 1996. Available at <http://www.ncte.org/library/NCTEFiles/Resources/Books/Sample/StandardsDoc.pdf>. ⁱⁱ Ibid. ⁱⁱⁱ Ibid.

^{iv} Adapted from Standards for the English Language. National Council of Teachers of English and International Reading Association, 1996. Available at <http://www.ncte.org/library/NCTEFiles/Resources/Books/Sample/StandardsDoc.pdf>.