

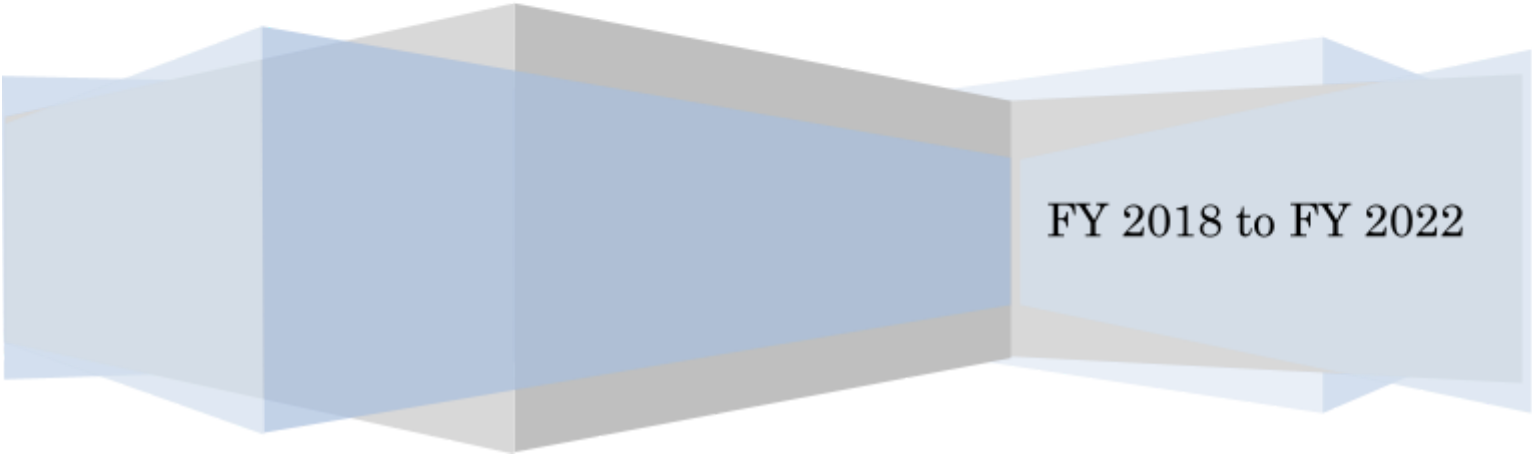


Indiana Department of Education

Dr. Katie Jenner, Secretary of Education

Indiana K-12 State Tuition Support Annual Report

Prepared by the Indiana Department of Education Office
of School Finance March 2023



FY 2018 to FY 2022

Contents

Indiana K-12 State Tuition Support	2
Recent History	2
Appropriation	3
State Tuition Support Funding	5
Average Daily Membership (ADM)	6
State Tuition Support Grants	12
Basic Grant	13
Complexity Grant (Fiscal Year 2019 and Prior)	14
School Complexity Calculations	16
Honors Diploma Grant	18
Special Education Grant	19
Career and Technical Education Grant	20
State Tuition Support Adjustments	22
Calculated State Tuition Support Amounts Exceeding the Amount Appropriated by the State Legislature	22
State Tuition Support for Certain Students	23
Other Adjustments	23
Additional Information	23
Appendices	

Indiana K-12 State Tuition Support

School funding follows a statutory formula created and revised by the Indiana General Assembly as part of the biennium budget process, located at [Indiana Code 20-43](#). State Tuition Support are distributions made to school corporations as a result of these statutory school funding calculations. The purpose of this report is to provide an overview of the State Tuition Support formula from fiscal years 2018 to 2022.

References made to the term “school corporation” in the Indiana state statute do not ordinarily include charter schools. Strictly with regard to State Tuition Support however, [Indiana Code 20-43-1-23](#) defines the term “school corporation” to encompass both charter schools and any local public school corporation established under Indiana law. For the purposes of this report, any references made to school corporations will reflect the definition found on Indiana Code 20-43-1-23 and will therefore include charter schools unless explicitly noted otherwise.

Recent History

Turnaround school payments were based on the applicable public school corporation’s State Tuition Support grant amounts from fiscal years 2013 to 2020. Choice Scholarships and Mitch Daniels Early Graduation Scholarships were not part of the State Tuition Support formula but have been paid from the tuition support appropriation since fiscal year 2012. Calculations for adult charter schools’ tuition were removed from the State Tuition Support formula in fiscal year 2014 and given a separate appropriation. Calculations for adult learner charter schools continue to be calculated by a separate appropriation.

Previously, all State Tuition Support grants were deposited in the school corporations’ general fund. Beginning in January 2019, the general fund was replaced in the chart of accounts with the Operations Fund for operational expenditures and the Education Fund for instructional expenditures. State Tuition Support grants are now deposited in the Education Fund.

In fiscal years 2017 to 2019, all school corporations received the full foundation amount for each student as part of the Basic Tuition Support Grant, with the exception of virtual charter schools that received 90 percent of the foundation amount for their virtual students. Beginning in fiscal year 2020, all school corporations received the full foundation amount for each nonvirtual student while receiving 85 percent of the foundation amount for each virtual student.

Also beginning in fiscal year 2020, the Complexity Grant was removed as a part of State Tuition Support. However, complexity related funding remained and was incorporated into the Basic Grant.

Appropriation

Per [Indiana Code 20-43-2](#), the maximum amount of tuition support allowed to be distributed by the Indiana Department of Education (IDOE) is the amount appropriated by the general assembly to be used on tuition support for any given year. If IDOE distributes less than what was appropriated by the general assembly, the excess amount will return to the state general fund. In the event that tuition support distributions are calculated to exceed the amount appropriated by the general assembly, the State Budget Agency shall transfer enough money from the tuition reserve account to the state general fund to cover the difference, up to \$25 million. For fiscal year 2019 only, the maximum amount allowed to be transferred was increased to \$75 million but reverted back to a maximum of \$25 million the following fiscal year and thereafter.

It is important to keep in mind that when the Indiana General Assembly appropriates funds for State Tuition Support, the appropriation supports three different programs:

- 1) State Tuition Support
- 2) Choice Scholarship program
- 3) The Mitch Daniels Early Graduation Scholarship program.

The school funding formula only applies to State Tuition Support while the other two programs operate under different parameters. For the purposes of this report, mentions made regarding the school funding formula will similarly only apply to State Tuition Support.

Table 1 below shows the State Tuition Support appropriations for fiscal years 2018 to 2022.

Table 1: State Tuition Support Appropriations				
FY2018	FY2019	FY2020	FY2021	FY2022
\$7,041,000,000	\$7,160,000,000	\$7,331,500,000	\$7,514,400,000	\$7,860,000,000

Table 2 below shows the actual State Tuition Support distributions broken down by grant, Choice Scholarship, and Mitch Daniels Early Graduation Scholarship from fiscal years 2018 to 2022.

State Tuition Support/Scholarship	FY2018	FY2019	FY2020	FY2021	FY2022
	\$5,428,623,21	\$5,495,779,93	\$6,358,491,28	\$6,395,545,72	\$6,707,868,01
Basic Grant	0	0	9	7	4
Honors Diploma Grant	\$28,673,200	\$29,412,400	\$30,320,900	\$30,644,800	\$29,154,700
Special Education Grant	\$566,487,796	\$582,207,430	\$595,303,817	\$589,529,564	\$622,804,726
Career and Technical Grant	\$113,863,650	\$120,936,610	\$137,601,790	\$133,134,060	\$168,118,070
Complexity Grant	\$768,522,710	\$763,399,098	Component within Basic Grant		
Subtotal: State Tuition Support	\$6,906,170,566	\$6,991,735,468	\$7,121,717,796	\$7,148,854,151	\$7,527,945,510
Choice Scholarships	\$153,967,952	\$161,445,100	\$172,776,490	\$170,685,144	\$241,371,212
Mitch Daniels Early Graduation Scholarship	\$1,108,000	\$1,048,000	\$1,360,000	\$1,044,000	\$772,000
Grand Total	\$7,061,246,518	\$7,154,228,568	\$7,295,854,286	\$7,320,583,295	\$7,770,088,721

Table 3 below shows State Tuition Support distribution percentages, broken down by grant, Choice Scholarship, and Mitch Daniels Early Graduation Scholarship from fiscal years 2018 to 2022.

State Tuition Support/Scholarship	FY2018	FY2019	FY2020	FY2021	FY2022
Basic Grant	76.88%	76.82%	87.15%	87.36%	86.33%
Honors Diploma Grant	0.41%	0.41%	0.42%	0.42%	0.38%
Special Education Grant	8.02%	8.14%	8.16%	8.05%	8.02%
Career and Technical Grant	1.61%	1.69%	1.89%	1.82%	2.16%
Complexity Grant	10.88%	10.67%	Component within Basic Grant		
Subtotal: State Tuition Support	97.80%	97.73%	97.61%	97.65%	96.88%
Choice Scholarships	2.18%	2.26%	2.37%	2.33%	3.11%
Mitch Daniels Early Graduation Scholarship	0.02%	0.01%	0.02%	0.01%	0.01%
	100.00%	100.00%	100.00%	100.00%	100.00%

Appendices B through F provide a breakdown of the State Tuition Support totals by school corporation from fiscal years 2018 to 2022.

State Tuition Support Funding

[Indiana Code 20-43-2-1](#) requires IDOE to distribute State Tuition Support funds on a schedule that provides at least 12 payments with one payment made at least every 40 days. The payment schedule was set by the State Budget Agency and the Governor's office. Local property taxes are not considered in the calculation of State Tuition Support, although school corporations still have the option to conduct operating referendums. This option is not available for charter schools.

Since 2003, the State Tuition Support formula has undergone several changes and incorporated a variety of grants including an Honors Diploma Grant, a Career and Technical Education Grant, a Special Education Grant, a Complexity Index Grant, an At-Risk Index Grant, a Growing Enrollment Grant, a Remediation Grant, a Primetime Grant, a Restoration Grant, a Small Schools Grant, and a Kindergarten Grant. As of 2021 however, most of these grants have now consolidated into what is known as the Basic Grant which joins the Honors Diploma Grant, the Special Education Grant, and the Career and Technical Education Grant as the four remaining grants used by the State Tuition Support formula.

The State Tuition Support formula has been based for many years on a foundation amount for every student, although "smoothing" methods have periodically been used to help transition school corporations when funding flows are significantly changed by the general assembly. In fiscal years 2017 to 2019, all school corporations received the full foundation amount for each student as part of the Basic Tuition Support Grant, with the exception of virtual charter schools that received 90 percent of the foundation amount. Beginning in fiscal year 2020, all school corporations received the full foundation amount for each nonvirtual student while receiving 85 percent of the foundation amount for each virtual student.

As of 2021, five types of schools are funded through the tuition support formula: (1) traditional public schools, (2) charter schools, (3) virtual charter schools, (4) innovation network schools, and (5) innovation network charter schools.

IDOE directly distributes State Tuition Support funding to the traditional public schools, charter schools, virtual charter schools, and two of the innovation network charter schools. Alternatively, State Tuition Support funding for the innovation network schools and all but two of the innovation network charter schools are distributed by the traditional public school corporations that they belong to. Likewise, the students for these schools are incorporated into the funding formula for the traditional public school corporation that is distributing their funds. Turnaround school students were previously funded by State Tuition Support, but as of fiscal year 2020 the turnaround school agreements have ended. For purposes of this report, the funding for turnaround schools, innovation network schools, and innovation network charter schools are not reported separately but instead included in the funding of the public school corporation to which they belong, unless the calculations for the school were performed separately as part of the school funding formula.

Average Daily Membership (ADM)

The school funding formula uses ADM to determine Basic Grant funding. ADM is a count of all kindergarten to grade 12 students who are enrolled and expected to attend an Indiana school corporation. As of fiscal year 2016, kindergarten students participating in a full-day kindergarten program counted as a full ADM, while kindergarten students who were not participating in a full-day kindergarten program counted as one-half student for ADM purposes.

Although similar to ADM in that it is a count of students being taught at a particular school corporation, the use and methodology between the October 1 Certified Pupil Enrollment Data (PE) count and the September/February ADM are different. For example, PE is the official federal count while ADM is the official state count.

For funding purposes, the ADM count is taken twice a year. The first count date is on the second Friday after Labor Day in September, as established by the State Board of Education and reflected in the Board's rule which can be found in 511 IAC 1-3-1. This September count day is referred to as the "fall" count. The second ADM count is taken some time in February and is referred to as the "spring" count.

During the 2018 and 2019 fiscal years, the school funding formula *only* used the fall count to determine Basic and Complexity Grant funding. School corporations were still required to submit a spring count during this time, although their spring membership data was used for informational purposes only. Prior to fiscal year 2018 and beginning again during fiscal year 2020 however, the school funding formula uses both the spring and fall counts to determine Basic Grant funding. The fall membership count is now used to calculate the Basic Grant funding for July to December while the spring membership count is used to calculate the Basic Grant funding for January to June.

The ADM is the sum of the following ADM types:

Resident Enrollment

- Resident Enrollees are students with legal settlement in the school corporation and who are enrolled in and attending the same school corporation. Foreign exchange students who resided in and attended the school corporation were also considered for resident enrollment. This does not include foreign exchange students enrolled and attending with an F-1 Visa. For charter schools, resident enrollment includes Indiana students who are enrolled in and attending an individual charter school, regardless of legal settlement.

Transfers Out

- Students are considered a Transfer Out if they have legal settlement in a school corporation but are enrolled in and attending a different school corporation. This term does not apply to charter schools. To be considered a Transfer Out, students must be attending a school corporation outside of their legal settlement for at least one of the following reasons:
 - There is an agreement between the corporation of legal settlement and the servicing corporation.
 - There is a “better accommodation” student transfer agreement under [Indiana Code 20-26-11-5](#) between the corporation of legal settlement and the student’s parent(s).
 - There is a “better accommodation” order by the State Board of Education.
 - Students are attending a special education or vocational education cooperative located outside of the student’s school corporation of legal settlement for the purposes of best meeting the educational interests of the student.
 - Students are placed in a school district by a parent under [Indiana Code 20-26-11-8\(b\)](#).
 - Students are placed in a school corporation by a physician under [Indiana Code 20-26-11-11.5](#).

Cash Transfers

- Students are considered a Cash Transfer if they have legal settlement in a school corporation but are enrolled in and attending a different school corporation based upon an agreement between the parent(s) and the enrolling school corporation. Students are cash transfers regardless of whether the parent(s) pay tuition to the enrolling school corporation. This term does not apply to charter schools.

State Obligations

- Students are considered a State Obligation if they are enrolled in and attending a school corporation as a result of one of the following state actions:
 - State placement into an institution located within the school corporation that is operated by the Division of Mental Health and Addiction or the Division of Disability, Aging, and Rehabilitative Services.
 - State placement by either of the above agencies into an institution, a home, a group home, a public or private facility, or an alternative family setting within the school corporation.
 - Students enrolled and attending the school corporation and who are children of state employees living on state property.

Placements In

- Students are considered a Placement In if they are enrolled and attending school in a school corporation as a result of a placement by an Indiana county welfare office, state court, state licensed child-placing agency, or by a parent or guardian in a state licensed private or public health facility, childcare facility, or foster home that is located within the school corporation. Their placement in the corporation is for non-educational reasons. This term does not apply to charter schools.

Dual Enrollment

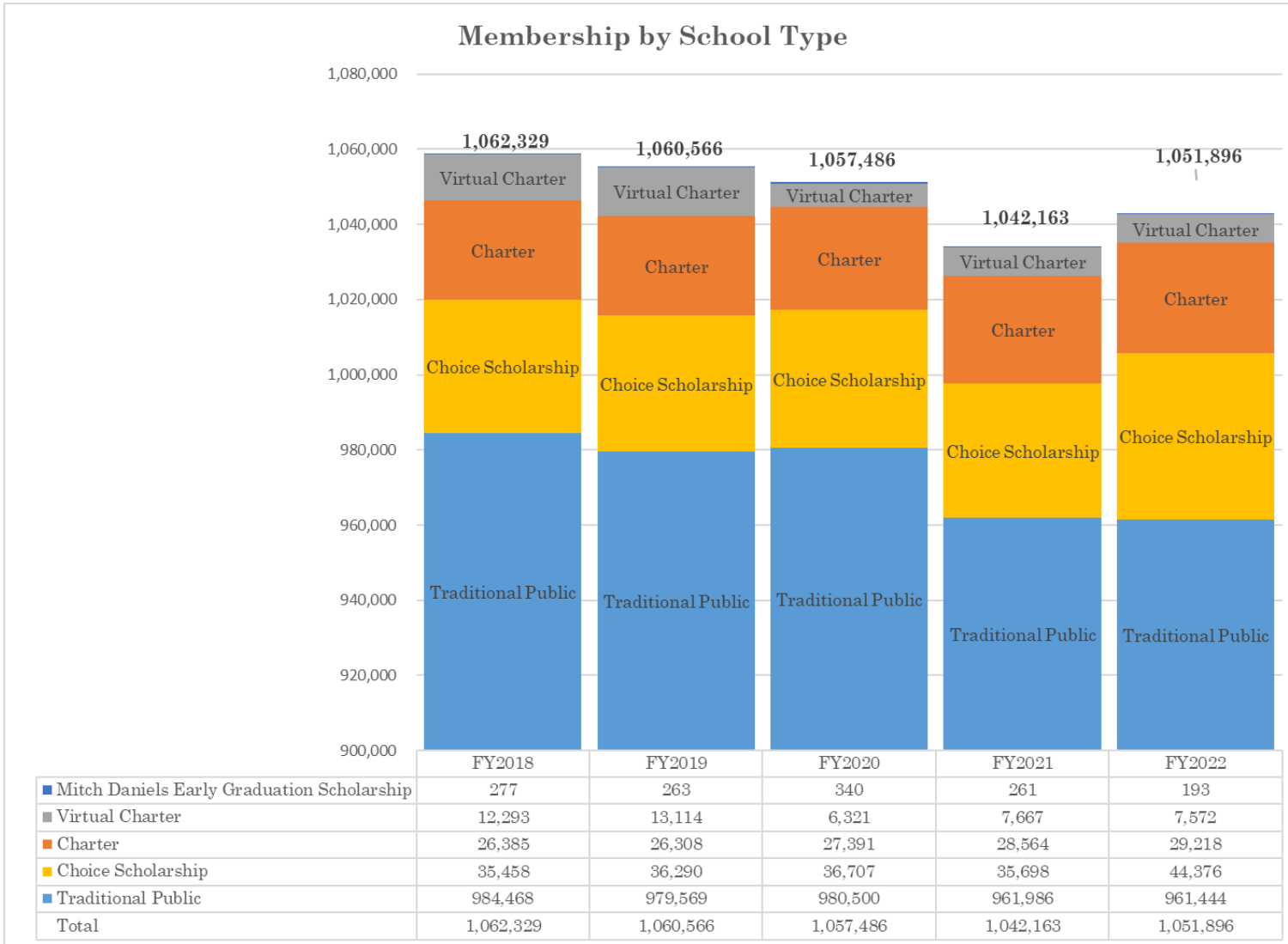
- Students are considered Dual Enrollment if they are enrolled full time as a home school or non-public student, but also enrolled in a charter school or the school corporation of legal settlement for less than 50 percent of the day. Dual Enrollment students are counted on a full-time equivalency basis depending on the number of instructional periods in a day that the student was taught by the school corporation.

The State Tuition Support formula is set by law, but the grant amounts distributed to a school corporation varies based on that school corporation's data and grant parameters. Since current data is often collected the same year of the tuition support distribution, estimated data is used until current data becomes available. As actual data becomes available, IDOE adjusts the grant distributions so that the amount the school corporation receives is the same amount that would have been received if the actual data had been available immediately. This reconciliation process occurs periodically throughout the school year as new current year student data is collected. Prior to fiscal year 2018, and again beginning in fiscal year 2020, IDOE recalculated and reconciled Basic and Complexity related funding in November and April, special education funding in February, and Career and Technical Education and Honors grant funding in December. During fiscal years 2018 and 2019, IDOE reconciled the Basic and Complexity Grants in November only. For all fiscal years, the statewide distribution of funds is required to fit within the tuition support appropriation.

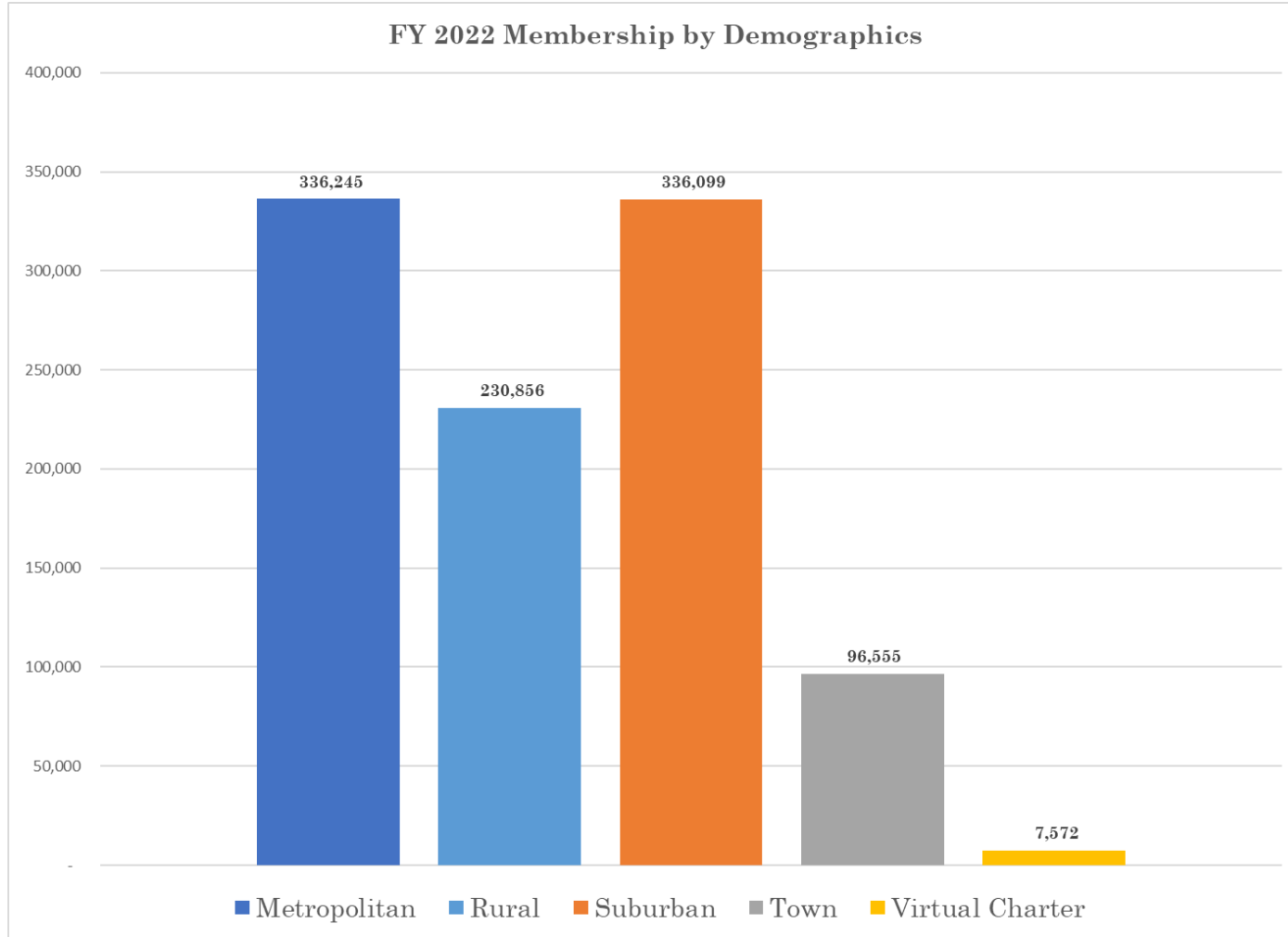
Table 4 below shows statewide membership counts for fiscal years 2018 to 2022.

Table 4: Average Daily Membership (ADM) and Scholarship Totals					
	FY2018	FY2019	FY2020	FY2021	FY2022
<i>School Corporation Fall ADM</i>	1,030,851	1,028,177	1,023,851	1,008,974	1,011,005
<i>School Corporation Spring ADM</i>	1,022,337	1,019,849	1,017,027	1,003,434	1,003,647
School Corporation Average ADM	1,026,594	1,024,013	1,020,439	1,006,204	1,007,326
Choice Scholarships	35,458	36,290	36,707	35,698	44,376
Mitch Daniels Early Graduation Scholarship	277	263	340	261	193
Total	1,062,329	1,060,566	1,057,486	1,042,163	1,051,895

The following chart shows statewide average membership counts for fiscal years 2018 to 2022.



The following chart shows the statewide average membership counts by Metropolitan, Suburban, Rural, Town, and Virtual Charter, as traditionally defined by IDOE for fiscal year 2022.



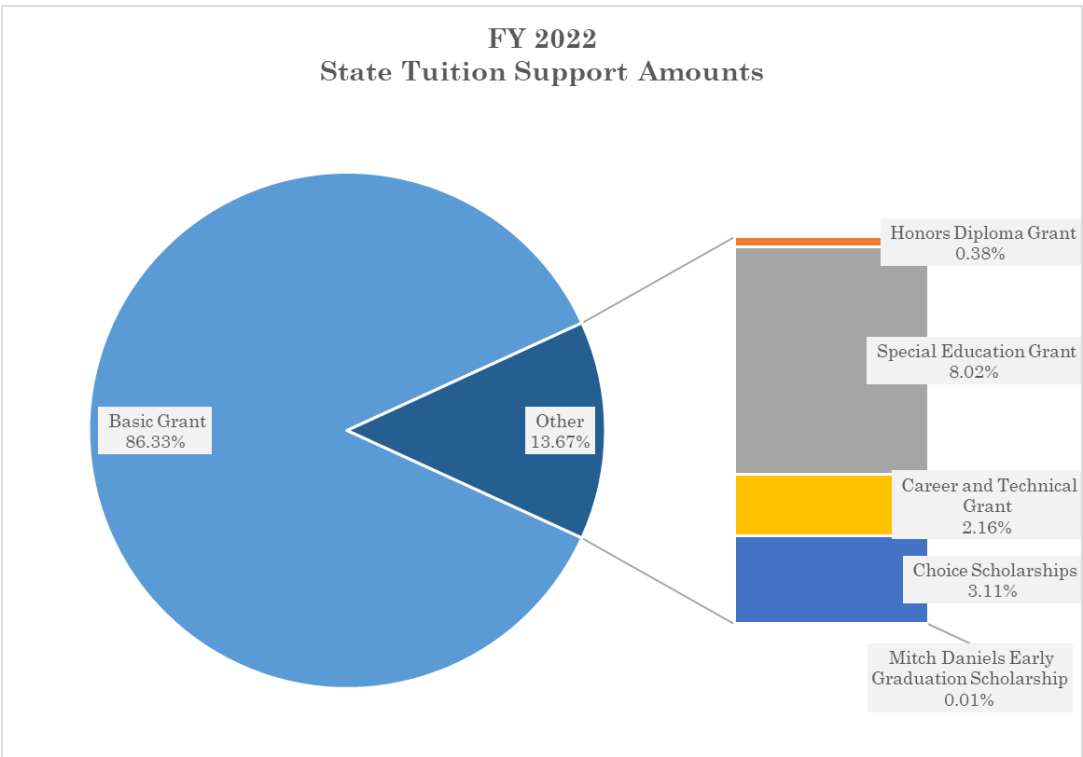
Appendix A provides a breakdown of the statewide totals for membership by school corporation from fiscal years 2018 through 2022.

State Tuition Support Grants

Previously, all State Tuition Support grants were deposited in the school corporations' general fund. Beginning in January 2019, the general fund was replaced in the chart of accounts with the Operations Fund for operational expenditures and the Education Fund for instructional expenditures. State Tuition Support grants are now deposited in the Education Fund.

State Tuition Support currently distributes funds from four grants: The Basic Grant, the Honors Diploma Grant, the Special Education Grant, and the Career and Technical Education Grant. Although the Complexity Grant became part of the Basic Grant in fiscal year 2020 along with the calculations for foundation and English language learners, distributions for the Complexity Grant have been included in this report to reflect data available for fiscal years 2018 to 2019.

The following chart shows the breakdown of State Tuition Support by grant, as well as Choice Scholarship and Mitch Daniels Early Graduation Scholarship percentages for fiscal year 2022.



Basic Grant

The Basic Grant is currently composed of several calculations including a foundation component and a complexity component.

The foundation component has been used as the basis of the State Tuition Support formula for many years and calculated by multiplying a fiscal year’s foundation amount by a school corporation’s ADM. In fiscal years 2018 and 2019, only the fall count was used to calculate the Basic Grant. Starting in fiscal year 2020, both the fall and the spring counts were used to calculate the Basic Grant. Charter schools are funded identically to traditional public schools with the exception of specifically virtual charter schools who previously received 90 percent of the foundation amount per student. Beginning in fiscal year 2020,

traditional public schools, charter schools, and virtual charter schools now all receive 85 percent of the foundation amount for virtual students. All nonvirtual students continue to receive the full foundation amount.

Table 5 below shows the foundation amount for fiscal years 2018 to 2022.

Table 5: Foundation Amounts				
FY2018	FY2019	FY2020	FY2021	FY2022
\$5,273	\$5,352	\$5,548	\$5,703	\$5,995

The complexity component has been included within the Basic Grant calculation since the beginning of fiscal year 2020 when the Complexity Grant was removed as its own separate State Tuition Support distribution. Complexity related funding is intended to be used to assist students who may need additional services in order to maximize their learning potential. Historically, complexity funding has been determined by a range of demographic characteristics including but not limited to the percentage of students enrolled in and attending a school corporation who receive free or reduced priced lunch benefits, curricular material assistance, or who live below the federal poverty level. Today, complexity funding is determined by the percentage of students enrolled in or attending a school corporation who receive Supplemental Nutrition Assistance Program (SNAP), Temporary Assistance for Needy Families (TANF), or who received foster care services. This percentage is known as the Complexity Index and is multiplied by a complexity multiplier to calculate the complexity amount a school corporation can expect to receive per student. In fiscal year 2022, the complexity multiplier was \$3,775. More information regarding complexity can be found in the following *Complexity Grant (Fiscal Year 2019 and Prior)* section.

Between fiscal years 2018 and 2021, an augmentation of \$128 per ADM for school corporations with a complexity percentage that decreased by more than 45 percent from the previous fiscal year and with a previous fiscal year percentage of English Language Learners (ELL) that was at least 18 percent was added to the complexity amount. In fiscal year 2022, this section was not included in statute.

Beginning in fiscal year 2022, a school corporation that includes innovation network charter schools has a separate calculation of the complexity index. The specific calculations for fiscal year 2022 are shown in Appendix H.

Starting in fiscal year 2020, IDOE reconciled the Basic Grant in November for the fall count and in April for the spring count. Between fiscal year 2018 and fiscal year 2019, the reconciliation process occurred in November only. Specific data collection requirements for membership counts were provided in the DOE-ME Membership Report layout.

Table 6 below shows the statewide Basic Grant distribution amounts for fiscal years 2018 to 2022.

Table 6: Basic Grant Totals				
FY2018	FY2019	FY2020	FY2021	FY2022
\$5,428,623,210	\$5,495,779,930	\$6,358,491,289	\$6,395,545,727	\$6,707,868,014

Tables 7 and 8 below shows the statewide funding and the funding per student for the Basic Grant by school type for fiscal years 2018 to 2022.

Table 7: FY2022 Basic Grant by School Type		
School Type	No. of Corps	FY 2022 Basic Grant
Traditional Public	290	\$6,448,704,830
Charter	79	\$215,869,460
Virtual Charter	3	\$43,293,724
Total	372	\$6,707,868,014

Table 8: FY2022 Basic Grant per Avg. ADM by School Type		
School Type	No. of Corps	FY2022 Basic Grant per Avg. ADM
Traditional Public	290	\$6,644
Charter	79	\$7,388
Virtual Charter	3	\$5,718
Total	372	\$6,659

Complexity Grant (Fiscal Year 2019 and Prior)

The Complexity Grant was previously included within State Tuition Support as its own grant distribution. Beginning in fiscal year 2020 however, the Complexity Grant was removed with all complexity related distributions now calculated as a component within the Basic Grant.

Complexity funding is based on the percentage of students within a school corporation who participate in SNAP, TANF or foster care services. IDOE receives snapshot data for complexity qualifying students from the Family and Social Services Administration and from the Department of Child Services once every two years, on October 1. This coincides with the Certified Pupil Enrollment Data (PE) count day which occurs annually on October 1 and counts all kindergarten to grade 12 students. When calculating the complexity formula however, IDOE only uses the count data from every other PE count to reflect the date in which IDOE receives snapshot data on complexity qualifying students who participate in SNAP, TANF, or receive foster care services.

Table 9 below shows a breakdown of which count dates are used in complexity formula calculations from fiscal years 2018 to 2022.

Table 9: Complexity Formula Calculation Count Dates		
Fiscal Year	Pupil Enrollment Count Date	Complexity Snapshot Date
FY 18 Complexity Formula	October 1st, 2016	October 1st, 2016
FY 19 Complexity Formula	October 1st, 2016	October 1st, 2016
FY 20 Complexity Formula	October 1st, 2018	October 1st, 2018
FY 21 Complexity Formula	October 1st, 2018	October 1st, 2018
FY 22 Complexity Formula	October 1st, 2020	October 1st, 2020

State statute covering Complexity Grants can be found in [Indiana Code 20-43-13](#) and the funding formula can be summarized by the equation below:

$$(\text{Complexity Index} \times \text{Complexity Multiplier}) \times \begin{matrix} \text{A school} \\ \text{corporation's} \\ \text{total ADM} \end{matrix} = \begin{matrix} \text{A school corporation's total} \\ \text{complexity distribution} \end{matrix}$$

The first step in calculating the complexity formula is to find a school corporation's "Complexity Index," which is the percentage of complexity qualifying students being served at a school corporation. The complexity index is the result of totaling the number of complexity qualifying students at a school corporation according to its complexity snapshot and dividing it by the total number of students enrolled at a school corporation according to its PE count. See below:

$$\frac{\text{Total number of students enrolled at a school corporation who receive SNAP, TANF, or foster care services according to its complexity snapshot}}{\text{Total number of students enrolled at a school corporation according to its PE count}} = \text{A school corporation's Complexity Index}$$

A complexity multiplier is then applied to a school corporation’s complexity index to calculate the amount of complexity funding a school corporation would receive per student. This is then multiplied by a school corporation’s ADM to calculate the total amount of complexity funding a school corporation will receive.

Table 10 below shows the complexity multipliers from fiscal years 2018 to 2022.

Table 10: Complexity Multiplier Amounts	
Fiscal Year	Complexity Multiplier
FY 18 Complexity Formula	\$3,539.00
FY 19 Complexity Formula	\$3,539.00
FY 20 Complexity Formula	\$3,650.00
FY 21 Complexity Formula	\$3,675.00
FY 22 Complexity Formula	\$3,775.00

In fiscal year 2017 and starting again in fiscal year 2020, IDOE reconciled the complexity distributions in November for the fall count and in April for the spring count. From fiscal year 2018 and fiscal year 2019, the reconciliation process occurred in November only. Specific data collection requirements for membership counts were provided in the DOE-ME Membership Report layout.

Table 11 below shows the Complexity Grant distribution amounts for fiscal years 2018 to 2022.

Table 11: Complexity Grant Totals				
FY2018	FY2019	FY2020	FY2021	FY2022
\$768,522,710	\$763,399,098	Part of Tuition Support	Part of Tuition Support	Part of Tuition Support

School Complexity Calculations

In the following tables, school corporations were categorized as “High Complexity,” “Mid Complexity,” and “Low Complexity” based on their complexity percentage. School corporations were divided into four equal parts. The first part/quartile was made up of the school corporations that were within the top 25 percent of the highest complexity percentages and were labeled “High Complexity.” The middle two parts/quartiles, i.e., the middle 50 percent, were combined and labeled as “Mid Complexity.” The school corporations with the lowest 25 percent of complexity percentages were labeled “Low Complexity.”

Tables 12 and 13 below show the basic grant distribution by complexity and the basic grant per average ADM by complexity.

Complexity	No. of Corps	FY2022 Basic Grant
High Complexity	93	\$1,699,784,704
Mid Complexity	187	\$3,097,004,412
Low Complexity	92	\$1,911,078,898
Total	372	\$6,707,868,014

Complexity	No. of Corps	FY2022 Avg ADM	FY2022 Basic Grant per Avg ADM
High Complexity	93	234,528	\$7,248
Mid Complexity	187	467,137	\$6,630
Low Complexity	92	305,661	\$6,252
Total	372	1,007,326	\$6,659

Honors Diploma Grant

[Indiana Code 20-43-10-2](#) limited use of Honors Diploma Award monies for: (1) staff training, program development, equipment and supply expenditures, or other expenses related to the school’s honors diploma program; or (2) programs for high ability students. The Honors Diploma Grant is based on the number of students who received an Academic Honors diploma or a Core 40 diploma with Technical Honors. These grants are amplified if the student who received an Academic Honors diploma or a Core 40 diploma with Technical Honors participated in SNAP, TANF, or received foster care services.

IDOE reconciles the Honors grant in December based on students who graduated with a Core 40 with Technical Honors or Academic Honors diploma in the prior school year. Specific data collection requirements are found in the DOE-GR Graduate Report layout.

Table 14 below shows the amounts distributed for the Honors Grant for fiscal years 2018 to 2022.

Table 14: Honors Grant Totals				
FY2018	FY2019	FY2020	FY2021	FY2022
\$28,673,200	\$29,412,400	\$30,320,900	\$30,644,800	\$29,154,700

Table 15 below shows the distribution breakdowns for the Honors Grant for fiscal years 2018 to 2022.

Table 15: Fiscal Years 2018 to 2022 Honors Grant Distribution		
Qualification	Qualified for SNAP, TANF, or Foster Care Services?	FYs 2018-2022 Distribution per Qualifying Student
Received an Academic Honors Diploma in the previous school year	Yes	\$1,500
Received a Core 40 Diploma in the previous school year	Yes	\$1,500
Received an Academic Honors Diploma in the previous school year	No	\$1,100
Received a Core 40 Diploma in the previous school year	No	\$1,100

Special Education Grant

The Special Education Grant provides additional funding to school corporations based on the number of special education students they serve. Twice a year, public school corporations report information on students with an Individualized Education Program (IEP) and non-public schools report information on students with an Individual Service Plan (ISP). The first collection of data occurs on December 1 and is used for funding purposes when calculating the Special Education Grant distributions. The second collection of data is in April and provides an updated count summary that is sent to the State Budget Committee as required by law.

IDOE reconciles the Special Education Grant in February based on the number of students and type of exceptionality reported in December. The reconciliation schedule, set by law, adjusts the February payment for any underpayment of special education

funds. For an overpayment of special education funds, IDOE adjusts the February through May special education grant payments. Specific data collection requirements can be found in [Data Exchange Knowledge Hub](#).

Table 16 below shows the amounts distributed for the Special Education Grant for fiscal years 2018 to 2022.

Table 16: Special Education Grant Totals				
FY2018	FY2019	FY2020	FY2021	FY2022
\$566,487,796	\$582,207,430	\$595,303,817	\$589,529,564	\$622,804,726

Table 17 below shows the distribution breakdowns for the Special Education Grant for fiscal years 2018 to 2022.

Table 17: Fiscal Years 2018-2022 Special Education Grant Distribution Breakdown					
Qualification	FY 2018 Distribution per Qualifying Student	FY 2019 Distribution per Qualifying Student	FY 2020 Distribution per Qualifying Student	FY 2021 Distribution per Qualifying Student	FY 2022 Distribution per Qualifying Student
Students in severe disabilities programs	\$8,976	\$9,156	\$9,156	\$9,156	\$9,614
Students in mild and moderate disabilities programs	\$2,300	\$2,300	\$2,300	\$2,300	\$2,415
Students in communication disorders or in homebound programs	\$500	\$500	\$500	\$500	\$500
Students in special education preschool programs	\$2,750	\$2,750	\$2,875	\$3,000	\$3,150

Career and Technical Education Grant

The Career and Technical Education (CTE) Grant provides additional funding for career and technical education courses. Grant amounts are based on the number of students, number of credit hours, and the rating given to the courses. The ratings consisted of more than moderate/moderate/less than moderate need and high/moderate/less than moderate wage in fiscal year 2018. In fiscal year 2019, the course ratings funding was changed from the need/wage categories and divided into three categories: high value program, moderate value program, and less than moderate program. In fiscal year 2021, the course ratings were expanded from the three categories into six by adding level 1 and level 2 to each of the three categories.

IDOE reconciled the Career and Technical Education Grant in November for any over or underpayment of funds. Information concerning the collection of career and technical education data was based on guidance provided by staff in the Department of Workforce Development and the State Board of Education.

Table 18 below shows the amounts distributed for the Career and Technical Education Grant for fiscal years 2018 to 2022.

Table 18: Career and Technical Education Grant Totals				
FY2018	FY2019	FY2020	FY2021	FY2022
\$113,863,650	\$120,936,610	\$137,601,790	\$133,134,060	\$168,118,070

Table 19 below shows the distribution breakdowns for the Career and Technical Education Grant for fiscal years 2019 to 2022.

Table 19: Fiscal Years 2019-2022 Career and Technical Education Grant Distribution Breakdown			
Program Classification	FY 2019 Distribution per Qualifying Student	FY 2020 Distribution per Qualifying Student	FY 2021-FY 2022 Distribution per Qualifying Student
Introductory CTE course	\$300.00	\$300.00	\$300.00
Foundational CTE course	\$150.00	\$150.00	
Apprenticeship, cooperative education program, or work based learning	\$150.00	\$150.00	
Area participation count	\$150.00	\$150.00	\$150.00
High Value	\$680.00	\$680.00	
Moderate Value Program	\$400.00	\$400.00	
Less than moderate value program	\$200.00	\$200.00	
Planning for College and Career Course			\$150.00
Apprenticeship Program			\$500.00
Work based learning Course			\$500.00
Less than moderate value level 2 program			\$300.00
Less than moderate value level 1 program			\$200.00
Moderate value level 2 program			\$600.00
Moderate value level 1 program			\$400.00
High Value level 2 program			\$1,020.00
High value level 1 program			\$680.00

State Tuition Support Adjustments

State Tuition Support is the sum of all the previously described grants including the Basic Grant, the Complexity Grant through fiscal year 2019, the Honors Diploma Grant, the Special Education Grant, and the Career and Technical Education Grant. The amount of State Tuition Support a school corporation receives will vary depending on a school corporation's school funding formula results. Despite what the school funding formula may calculate, the actual State Tuition Support distribution received by school corporations are still subject to adjustments.

Calculated State Tuition Support Amounts Exceeding the Amount Appropriated by the State Legislature

Per [Indiana Code 20-43](#), the maximum amount of State Tuition Support allowed to be distributed by IDOE is the amount appropriated by the general assembly to be used on State Tuition Support for any given year. Under [Indiana Code 20-43-2-1](#), if IDOE distributes less than what was appropriated by the general assembly, the excess amount will return to the state general fund. If the State Tuition Support distributions are calculated to exceed the amount appropriated by the general assembly however, [Indiana Code 20-43-2-2](#) allows the State Budget Agency to transfer enough money from the tuition reserve account to the state general fund to cover the difference, up to \$25 million. For fiscal year 2019 only, the maximum amount allowed to be transferred was increased to \$75 million but reverted back to a maximum of \$25 million the following fiscal year and thereafter.

In the event that the amount appropriated to be used for State Tuition Support plus the amount transferred by the State Budget Agency is still less than the amount calculated to be distributed as State Tuition Support, IDOE will proportionately reduce the monthly State Tuition Support payments made to school corporations so that the total reductions equal the amount of the excess.

The proportionately reduced amount is determined by a formula found in [Indiana Code 20-43-2-4](#) as illustrated below:

$$\begin{array}{ccc} \text{Amount of Tuition Support that} & & \\ \text{exceeds the combined amount of} & & \\ \text{the annual appropriation and the} & & \\ \text{amount transferred by the State} & & \\ \text{Budget Agency} & \times \frac{\text{Projected Tuition Support}}{\text{Projected Tuition Support}} & = \text{The amount reduced from a school} \\ & & \text{corporation's tuition support} \\ & & \text{payments} \end{array}$$

State Tuition Support for Certain Students

Per [Indiana Code 20-26-11-31](#), adjustments are applied in cases in which a nonpublic alternative school enters into a contract with another school corporation to provide alternative education services for qualifying students. In these instances, a qualifying student is a student who had:

- 1) Dropped out of high school;
- 2) Been expelled; or
- 3) Been sent to the non-public alternative school due to the students' lack of success in the public school environment.

In applicable cases, the non-public alternative school would receive whichever distribution is higher between the State Tuition Support that would have been received by the school corporation where the student legally resides or the State Tuition Support that would have been received by the school corporation where the student is enrolled for ADM purposes.

Other Adjustments

School corporations are also subject to “other adjustments,” which can further alter the actual State Tuition Support distribution a school corporation will receive. Other adjustments are adjustments made to the gross State Tuition Support payments made to a school corporation on a monthly basis. Other adjustments can increase or decrease a school corporation's actual payment. Other adjustments are specific to a school corporation based on the type of adjustment. Although not every school corporation will have an adjusted payment, general adjustment types include:

- 1) Repayment of common school or veteran loans;
- 2) Medicaid recovery;
- 3) Adjustments to correct incorrect data; or
- 4) Other statutorily or contractually required adjustments.

Additional Information

Every biennium budget session, the State Tuition Support formula is updated and members of the Indiana General Assembly appropriate funds for the ensuing two fiscal years. The Office of School Finance will annually update this report to reflect actual spending based on the preceding fiscal year's formula output as a result of legislative changes. Because it provides the primary operating revenue for school corporations, the State Tuition Support formula provides the school governing body the majority of its operating funds to implement the programs and services it feels provide the greatest benefit to students.

Data used in this report was pulled from the State Aid Application Center. For additional information related to State Tuition Support and other school finance topics, please view our website at in.gov/doe/. For questions concerning this report, please email SchoolFinance@doe.in.gov.

Appendix A: FY2018 to FY2022 ADM by School Corporation

Corp	Corp Name	FY18 Fall ADM	FY19 Fall ADM	FY20 Fall NonVirtual ADM	FY20 Fall Virtual ADM	FY20 Spring NonVirtual ADM	FY20 Spring Virtual ADM	FY21 Sept 2020 NonVirtual ADM	FY21 Sept 2020 Virtual ADM	FY21 Feb 2021 NonVirtual ADM	FY21 Feb 2021 Virtual ADM	FY22 Sept 2021 NonVirtual ADM	FY22 Sept 2021 Virtual ADM	FY22 Feb 2022 NonVirtual ADM	FY22 Feb 2022 Virtual ADM
3490	Western School Corp	2,629.00	2,665.00	2,609.00	-	2,582.00	-	2,556.00	1.00	2,539.00	3.00	2,556.00	1.00	2,539.00	3.00
8355	Western Wayne Schools	953.00	871.00	821.00	-	818.00	-	795.00	1.00	786.00	1.00	795.00	1.00	786.00	1.00
3030	Westfield-Washington Schools	7,834.05	8,029.05	8,335.73	-	8,309.78	-	8,360.00	6.00	8,351.00	6.00	8,360.00	6.00	8,351.00	6.00
4525	Westview School Corporation	2,207.00	2,218.00	2,271.00	-	2,231.00	-	2,105.00	-	2,063.00	-	2,105.00	-	2,063.00	-
2980	White River Valley Sch Dist	769.00	768.00	750.00	-	767.00	-	769.00	-	762.00	-	769.00	-	762.00	-
4760	Whiting School City	1,162.00	1,203.00	1,209.00	-	1,200.00	-	1,166.00	1.00	1,153.00	1.00	1,166.00	1.00	1,153.00	1.00
4455	Whitko Community School Corp	1,348.00	1,321.00	1,287.00	3.00	1,284.00	-	1,236.36	-	1,232.36	-	1,236.36	-	1,232.36	-
8965	Whitley Co Cons Schools	3,537.00	3,519.00	3,570.00	-	3,520.00	-	3,472.00	-	3,464.00	-	3,472.00	-	3,464.00	-
9845	Xavier School of Excellence	191.00	-	-	-	-	-	-	-	-	-	-	-	-	-
1910	Yorktown Community Schools	2,597.00	2,650.00	2,693.00	-	2,675.00	-	2,700.00	1.00	2,657.00	-	2,700.00	1.00	2,657.00	-
0630	Zionsville Community Schools	6,796.02	6,981.64	7,141.00	-	7,160.00	-	7,241.00	3.00	7,279.00	1.00	7,241.00	3.00	7,279.00	1.00
0935	Borden-Henryville School Corporation	0.00	0.00	0.00	0.00	0.00	0.00	1737.44	1.00	1709.43	0.00	1737.44	1.00	1709.43	0.00
0945	Silver Creek School Corporation	0.00	0.00	0.00	0.00	0.00	0.00	2790.98	2.00	2809.98	2.00	2790.98	2.00	2809.98	2.00
8940	James & Rosemary Phalen Leadership Academy High School	0.00	0.00	0.00	0.00	0.00	0.00	329.00	4.00	321.00	4.00	329.00	4.00	321.00	4.00
8960	Purdue Polytechnic South Bend	0.00	0.00	0.00	0.00	0.00	0.00	28.00	0.00	37.00	1.00	28.00	0.00	37.00	1.00
8970	GEO Next Generation Academy - Indianapolis	0.00	0.00	0.00	0.00	0.00	0.00	99.00	3.00	89.00	2.00	99.00	3.00	89.00	2.00
8990	HIM by HER Collegiate School for the Arts	0.00	0.00	0.00	0.00	0.00	0.00	58.00	0.00	58.00	0.00	58.00	0.00	58.00	0.00
9000	Phalen Virtual Leadership Academy	0.00	0.00	0.00	0.00	0.00	0.00	38.00	0.00	0.00	56.00	38.00	0.00	0.00	56.00
9140	BELIEVE Circle City High School	0.00	0.00	0.00	0.00	0.00	0.00	53.00	0.00	53.00	0.00	53.00	0.00	53.00	0.00
9170	Rooted School Inc.	0.00	0.00	0.00	0.00	0.00	0.00	58.00	0.00	57.00	0.00	58.00	0.00	57.00	0.00
9651	Hope Academy	0.00	0.00	0.00	0.00	0.00	0.00	21.00	0.00	26.00	0.00	21.00	0.00	26.00	0.00
	Statewide	1,030,851.32	1,028,177.31	1,012,086.79	11,764.44	1,004,235.69	12,791.14	996,271.72	12,702.00	985,332.89	18,101.00	996,271.72	12,702.00	985,332.89	18,101.00

Appendix B: FY2018 State Tuition Support by School Corporation

Corp	Name	FY18 Basic Grant	FY18 Complexity Grant	FY18 Special Education Grant	FY18 Career and Technical Grant	FY18 Honors Grant	FY18 Tuition Support
9545	21st Century Charter Sch of Gary	\$4,956,620.00	\$2,090,475.00	\$298,856.00	\$0.00	\$6,700.00	\$7,352,651.00
9970	Ace Preparatory Academy	\$427,113.00	\$95,544.00	\$15,576.00	\$0.00	\$0.00	\$538,233.00
15	Adams Central Community Schools	\$6,744,167.00	\$314,583.00	\$502,010.00	\$166,850.00	\$47,300.00	\$7,774,910.00
5265	Alexandria Com School Corp	\$7,961,175.00	\$1,211,841.00	\$900,848.00	\$113,700.00	\$47,800.00	\$10,235,364.00
5275	Anderson Community School Corp	\$35,956,587.00	\$10,714,831.00	\$5,287,334.00	\$1,033,550.00	\$110,200.00	\$53,102,502.00
9790	Anderson Preparatory Academy	\$3,923,112.00	\$774,898.00	\$419,992.00	\$28,750.00	\$21,400.00	\$5,168,152.00
9615	Andrew J Brown Academy	\$3,427,450.00	\$1,045,512.00	\$165,504.00	\$0.00	\$0.00	\$4,638,466.00
5470	Argos Community Schools	\$3,147,032.00	\$255,779.00	\$366,174.00	\$82,950.00	\$18,700.00	\$3,870,635.00
9685	Aspire Charter Academy	\$3,670,008.00	\$1,431,825.00	\$231,112.00	\$0.00	\$0.00	\$5,332,945.00
2435	Attica Consolidated Sch Corp	\$3,221,803.00	\$400,034.00	\$322,886.00	\$129,950.00	\$7,700.00	\$4,082,373.00
3315	Avon Community School Corp	\$50,238,508.00	\$2,407,409.00	\$4,622,996.00	\$1,119,400.00	\$422,800.00	\$58,811,113.00
9645	Avondale Meadows Academy	\$2,409,761.00	\$644,018.00	\$202,704.00	\$0.00	\$0.00	\$3,256,483.00
1315	Barr-Reeve Com Schools Inc	\$4,492,596.00	\$157,995.00	\$296,986.00	\$97,550.00	\$39,600.00	\$5,084,727.00
365	Bartholomew Con School Corp	\$59,631,619.00	\$6,151,341.00	\$5,268,240.00	\$1,679,650.00	\$443,600.00	\$73,174,450.00
6895	Batesville Community Sch Corp	\$11,595,327.00	\$764,218.00	\$1,054,942.00	\$214,750.00	\$111,900.00	\$13,741,137.00
2260	Baugo Community Schools	\$9,965,970.00	\$781,250.00	\$726,840.00	\$238,150.00	\$65,500.00	\$11,777,710.00
5380	Beech Grove City Schools	\$16,952,695.00	\$3,552,189.00	\$1,935,562.00	\$790,200.00	\$53,100.00	\$23,283,746.00
395	Benton Community School Corp	\$9,654,863.00	\$1,302,464.00	\$1,265,882.00	\$221,050.00	\$61,400.00	\$12,505,659.00
515	Blackford County Schools	\$8,779,545.00	\$1,649,299.00	\$817,538.00	\$206,700.00	\$50,000.00	\$11,503,082.00
2920	Bloomfield School District	\$4,461,643.00	\$535,406.00	\$368,542.00	\$106,000.00	\$31,200.00	\$5,502,791.00
3405	Blue River Valley Schools	\$3,427,450.00	\$413,836.00	\$214,682.00	\$103,400.00	\$18,700.00	\$4,178,068.00
5480	Bremen Public Schools	\$7,844,537.00	\$565,973.00	\$717,114.00	\$261,850.00	\$31,200.00	\$9,420,674.00
670	Brown County School Corporation	\$9,907,334.00	\$1,247,426.00	\$1,601,176.00	\$261,250.00	\$54,400.00	\$13,071,586.00
3305	Brownsburg Community Sch Corp	\$45,716,910.00	\$2,196,891.00	\$4,115,552.00	\$761,900.00	\$405,200.00	\$53,196,453.00
3695	Brownstown Cnt Com Sch Corp	\$8,420,981.00	\$714,386.00	\$751,384.00	\$253,650.00	\$49,900.00	\$10,190,301.00
9620	Burriss Laboratory School	\$3,532,910.00	\$224,544.00	\$302,072.00	\$0.00	\$14,300.00	\$4,073,826.00
3455	C A Beard Memorial School Corp	\$5,758,116.00	\$773,693.00	\$705,226.00	\$162,500.00	\$33,800.00	\$7,433,335.00
9725	Canaan Community Academy	\$543,119.00	\$90,109.00	\$134,356.00	\$0.00	\$0.00	\$767,584.00
6340	Cannelton City Schools	\$1,281,339.00	\$318,364.00	\$206,560.00	\$21,800.00	\$5,200.00	\$1,833,263.00
9880	Career Academy at South Bend	\$1,587,173.00	\$218,695.00	\$344,500.00	\$247,900.00	\$6,600.00	\$2,404,868.00
9965	Career Academy Middle School	\$1,729,544.00	\$340,343.00	\$235,816.00	\$0.00	\$0.00	\$2,305,703.00
3060	Carmel Clay Schools	\$84,545,647.00	\$1,509,412.00	\$7,626,658.00	\$1,100,900.00	\$787,000.00	\$95,569,617.00
9710	Carpe Diem Northwest	\$1,170,606.00	\$275,451.00	\$186,908.00	\$0.00	\$1,500.00	\$1,634,465.00
750	Carroll Consolidated Sch Corp	\$5,726,478.00	\$480,425.00	\$353,816.00	\$133,350.00	\$49,700.00	\$6,743,769.00
2650	Caston School Corporation	\$3,543,456.00	\$351,973.00	\$220,032.00	\$88,450.00	\$22,000.00	\$4,225,911.00
4205	Center Grove Com Sch Corp	\$43,634,075.00	\$1,774,657.00	\$4,734,372.00	\$949,250.00	\$286,600.00	\$51,378,954.00
8360	Centerville-Abington Com Schs	\$9,127,563.00	\$980,161.00	\$669,356.00	\$159,750.00	\$57,400.00	\$10,994,230.00
6055	Central Noble Com School Corp	\$6,296,753.00	\$554,886.00	\$698,108.00	\$186,750.00	\$34,200.00	\$7,770,697.00
9445	Charles A Tindley Accelerated Schl	\$1,576,627.00	\$213,220.00	\$86,128.00	\$5,000.00	\$23,700.00	\$1,904,675.00
9310	Charter School of the Dunes	\$2,958,153.00	\$1,196,389.00	\$207,684.00	\$0.00	\$0.00	\$4,362,226.00
9380	Christel House Academy	\$3,480,180.00	\$732,019.00	\$190,380.00	\$48,050.00	\$35,800.00	\$4,486,429.00
9395	Christel House Academy West	\$1,703,179.00	\$496,105.00	\$51,300.00	\$0.00	\$0.00	\$2,250,584.00
9150	Circle City Preparatory Academy	\$411,294.00	\$166,287.00	\$25,726.00	\$0.00	\$0.00	\$603,307.00
4145	Clark-Pleasant Com School Corp	\$34,517,691.00	\$3,150,648.00	\$3,284,738.00	\$660,850.00	\$187,900.00	\$41,801,827.00
1000	Clarksville Com School Corp	\$7,229,072.00	\$1,121,253.00	\$942,876.00	\$99,450.00	\$35,400.00	\$9,428,051.00
1125	Clay Community Schools	\$21,703,457.00	\$3,458,065.00	\$2,408,526.00	\$372,350.00	\$122,700.00	\$28,065,098.00
1150	Clinton Central School Corp	\$4,779,975.00	\$557,887.00	\$393,290.00	\$131,600.00	\$25,700.00	\$5,888,452.00
1160	Clinton Prairie School Corp	\$6,369,784.00	\$727,627.00	\$508,098.00	\$109,300.00	\$32,000.00	\$7,746,809.00
6750	Cloverdale Community Schools	\$5,826,665.00	\$951,836.00	\$613,430.00	\$187,800.00	\$32,000.00	\$7,611,731.00
9320	Community Montessori Inc	\$2,857,966.00	\$102,622.00	\$495,108.00	\$13,850.00	\$20,600.00	\$3,490,146.00

Note that tuition support calculations for school corporations 5385 and 4690 may include innovation network charter schools as well as turnaround academies.

Appendix B: FY2018 State Tuition Support by School Corporation

Corp	Name	FY18 Basic Grant	FY18 Complexity Grant	FY18 Special Education Grant	FY18 Career and Technical Grant	FY18 Honors Grant	FY18 Tuition Support
1170	Community Schools of Frankfort	\$16,399,715.00	\$2,840,855.00	\$1,340,820.00	\$478,400.00	\$43,100.00	\$21,102,890.00
2270	Concord Community Schools	\$27,759,234.00	\$3,185,863.00	\$2,498,196.00	\$711,550.00	\$146,700.00	\$34,301,543.00
2440	Covington Community Sch Corp	\$4,692,970.00	\$398,435.00	\$379,664.00	\$139,750.00	\$27,900.00	\$5,638,719.00
1900	Cowan Community School Corp	\$4,318,587.00	\$582,587.00	\$296,166.00	\$59,550.00	\$16,500.00	\$5,273,390.00
1300	Crawford Co Com School Corp	\$7,719,672.00	\$1,181,814.00	\$1,040,348.00	\$293,450.00	\$42,300.00	\$10,277,584.00
5855	Crawfordsville Com Schools	\$12,813,548.00	\$2,145,668.00	\$1,627,258.00	\$193,900.00	\$60,300.00	\$16,840,674.00
3710	Crothersville Community Schools	\$2,341,212.00	\$337,520.00	\$204,908.00	\$39,200.00	\$16,200.00	\$2,939,040.00
4660	Crown Point Community Sch Corp	\$44,569,242.00	\$2,431,910.00	\$3,663,086.00	\$823,750.00	\$344,900.00	\$51,832,888.00
5455	Culver Community Schools Corp	\$3,939,458.00	\$614,198.00	\$356,390.00	\$131,300.00	\$9,600.00	\$5,050,946.00
1940	Daleville Community Schools	\$4,998,804.00	\$566,316.00	\$287,066.00	\$35,550.00	\$43,800.00	\$5,931,536.00
9920	Damar Charter Academy	\$1,028,235.00	\$319,794.00	\$1,262,816.00	\$0.00	\$0.00	\$2,610,845.00
3325	Danville Community School Corp	\$13,065,809.00	\$807,637.00	\$1,344,440.00	\$292,250.00	\$86,600.00	\$15,596,736.00
1655	Decatur County Com Schools	\$10,456,359.00	\$1,188,114.00	\$1,264,298.00	\$342,000.00	\$70,600.00	\$13,321,371.00
1835	DeKalb Co Ctl United Sch Dist	\$18,408,043.00	\$1,761,768.00	\$1,860,426.00	\$341,450.00	\$84,100.00	\$22,455,787.00
1805	DeKalb Co Eastern Com Sch Dist	\$7,672,215.00	\$821,304.00	\$749,762.00	\$159,350.00	\$43,700.00	\$9,446,331.00
1875	Delaware Community School Corp	\$14,073,637.00	\$1,477,292.00	\$1,245,176.00	\$227,600.00	\$98,700.00	\$17,122,405.00
755	Delphi Community School Corp	\$7,511,389.00	\$751,153.00	\$453,592.00	\$290,600.00	\$47,700.00	\$9,054,434.00
9870	Discovery Charter School	\$2,810,509.00	\$142,039.00	\$226,564.00	\$0.00	\$0.00	\$3,179,112.00
9795	Dr Robert H Faulkner Academy	\$448,205.00	\$140,390.00	\$10,400.00	\$0.00	\$0.00	\$598,995.00
9950	Dugger Ch Sch	\$1,835,004.00	\$418,613.00	\$176,184.00	\$0.00	\$3,700.00	\$2,433,501.00
6470	Duneland School Corporation	\$30,794,320.00	\$2,250,736.00	\$3,313,570.00	\$514,550.00	\$192,000.00	\$37,065,176.00
255	East Allen County Schools	\$51,084,191.00	\$8,190,812.00	\$4,006,318.00	\$703,750.00	\$291,200.00	\$64,276,271.00
9595	East Chicago Lighthouse Charter	\$2,631,227.00	\$1,051,628.00	\$143,604.00	\$0.00	\$0.00	\$3,826,459.00
9555	East Chicago Urban Enterprise Acad	\$2,214,660.00	\$686,263.00	\$104,004.00	\$0.00	\$0.00	\$3,004,927.00
2725	East Gibson School Corporation	\$4,592,783.00	\$527,103.00	\$707,952.00	\$128,150.00	\$28,300.00	\$5,984,288.00
6060	East Noble School Corp	\$19,076,659.00	\$2,250,850.00	\$2,385,774.00	\$558,450.00	\$110,700.00	\$24,382,433.00
6510	East Porter County School Corp	\$13,430,331.00	\$606,619.00	\$1,436,648.00	\$386,150.00	\$98,300.00	\$15,958,048.00
8215	East Washington School Corp	\$7,519,298.00	\$989,644.00	\$783,480.00	\$259,050.00	\$44,500.00	\$9,595,972.00
2815	Eastbrook Community Sch Corp	\$8,512,889.00	\$864,447.00	\$827,040.00	\$221,550.00	\$45,500.00	\$10,471,426.00
2940	Eastern Greene Schools	\$6,027,039.00	\$749,145.00	\$598,300.00	\$199,050.00	\$33,800.00	\$7,607,334.00
3145	Eastern Hancock Co Com Sch Corp	\$6,406,695.00	\$536,192.00	\$724,764.00	\$208,450.00	\$47,700.00	\$7,923,801.00
3480	Eastern Howard School Corp	\$7,851,497.00	\$692,415.00	\$575,674.00	\$107,500.00	\$54,700.00	\$9,281,786.00
6620	Eastern Pulaski Com Sch Corp	\$6,786,351.00	\$847,168.00	\$588,424.00	\$124,000.00	\$31,200.00	\$8,377,143.00
4215	Edinburgh Community Sch Corp	\$4,308,041.00	\$695,953.00	\$474,196.00	\$79,900.00	\$22,400.00	\$5,580,490.00
2305	Elkhart Community Schools	\$66,293,843.00	\$11,968,723.00	\$6,044,506.00	\$1,213,000.00	\$229,100.00	\$85,749,172.00
5280	Elwood Community School Corp	\$7,767,129.00	\$1,608,192.00	\$857,962.00	\$242,750.00	\$30,500.00	\$10,506,533.00
5910	Eminence Community School Corp	\$1,898,280.00	\$258,376.00	\$297,592.00	\$89,850.00	\$7,000.00	\$2,551,098.00
7995	Evansville Vanderburgh Sch Corp	\$117,009,188.00	\$22,185,146.00	\$11,499,140.00	\$2,043,600.00	\$453,400.00	\$153,190,474.00
2155	Fairfield Community Schools	\$11,368,061.00	\$453,968.00	\$898,348.00	\$187,300.00	\$78,200.00	\$12,985,877.00
2395	Fayette County School Corp	\$17,359,665.00	\$3,363,653.00	\$1,876,964.00	\$546,450.00	\$74,700.00	\$23,221,432.00
370	Flat Rock-Hawcreek School Corp	\$4,661,332.00	\$522,143.00	\$449,238.00	\$140,500.00	\$18,700.00	\$5,791,913.00
235	Fort Wayne Community Schools	\$150,756,757.00	\$34,452,193.00	\$16,918,970.00	\$1,958,050.00	\$566,500.00	\$204,652,470.00
4225	Franklin Community School Corp	\$26,876,428.00	\$2,723,780.00	\$2,773,168.00	\$560,950.00	\$113,000.00	\$33,047,326.00
2475	Franklin County Com Sch Corp	\$12,238,633.00	\$1,362,706.00	\$1,156,542.00	\$320,000.00	\$89,200.00	\$15,167,081.00
5310	Franklin Township Com Sch Corp	\$49,025,718.00	\$3,895,838.00	\$5,931,750.00	\$794,700.00	\$235,300.00	\$59,883,306.00
5245	Frankton-Lapel Community Schs	\$15,990,373.00	\$1,400,530.00	\$1,426,868.00	\$205,050.00	\$93,600.00	\$19,116,421.00
7605	Fremont Community Schools	\$5,038,510.00	\$499,131.00	\$470,070.00	\$59,200.00	\$36,700.00	\$6,103,611.00
8525	Frontier School Corporation	\$3,554,002.00	\$229,463.00	\$345,364.00	\$131,100.00	\$35,600.00	\$4,295,529.00
1820	Garrett-Keyser-Butler Com	\$9,428,124.00	\$1,061,160.00	\$977,964.00	\$350,650.00	\$46,000.00	\$11,863,898.00
4690	Gary Community School Corp	\$27,815,075.00	\$11,510,841.00	\$3,202,708.00	\$319,450.00	\$67,600.00	\$42,915,674.00

Note that tuition support calculations for school corporations 5385 and 4690 may include innovation network charter schools as well as turnaround academies.

Appendix B: FY2018 State Tuition Support by School Corporation

Corp	Name	FY18 Basic Grant	FY18 Complexity Grant	FY18 Special Education Grant	FY18 Career and Technical Grant	FY18 Honors Grant	FY18 Tuition Support
9535	Gary Lighthouse Charter School	\$8,115,147.00	\$3,235,778.00	\$502,016.00	\$0.00	\$25,200.00	\$11,878,141.00
9885	Gary Middle College	\$268,923.00	\$56,349.00	\$42,900.00	\$1,500.00	\$0.00	\$369,672.00
9665	Geist Montessori Academy	\$1,966,829.00	\$87,782.00	\$270,968.00	\$0.00	\$0.00	\$2,325,579.00
2315	Goshen Community Schools	\$34,654,156.00	\$4,250,901.00	\$3,037,624.00	\$438,200.00	\$160,000.00	\$42,540,881.00
1010	Greater Clark County Schools	\$53,337,186.00	\$7,034,176.00	\$5,908,108.00	\$1,357,400.00	\$253,400.00	\$67,890,270.00
2120	Greater Jasper Con Schs	\$16,493,944.00	\$813,655.00	\$1,573,616.00	\$542,800.00	\$151,900.00	\$19,575,915.00
6755	Greencastle Community Sch Corp	\$9,813,738.00	\$1,272,510.00	\$1,054,236.00	\$247,300.00	\$43,300.00	\$12,431,084.00
3125	Greenfield-Central Com Schools	\$23,868,920.00	\$2,308,446.00	\$2,655,590.00	\$482,400.00	\$139,300.00	\$29,454,656.00
1730	Greensburg Community Schools	\$11,336,950.00	\$1,462,430.00	\$1,347,546.00	\$292,000.00	\$77,100.00	\$14,516,026.00
4245	Greenwood Community Sch Corp	\$21,113,092.00	\$2,526,524.00	\$2,478,844.00	\$350,250.00	\$104,800.00	\$26,573,510.00
4700	Griffith Public Schools	\$12,739,568.00	\$1,875,058.00	\$1,072,198.00	\$275,750.00	\$65,400.00	\$16,027,974.00
7610	Hamilton Community Schools	\$1,486,986.00	\$115,668.00	\$176,458.00	\$46,250.00	\$8,800.00	\$1,834,162.00
3025	Hamilton Heights School Corp	\$11,914,976.00	\$866,045.00	\$1,266,118.00	\$250,000.00	\$71,500.00	\$14,368,639.00
3005	Hamilton Southeastern Schools	\$112,567,951.00	\$2,697,105.00	\$9,392,568.00	\$1,149,900.00	\$822,200.00	\$126,629,724.00
9705	Hammond Academy of Science & Tech	\$2,836,874.00	\$409,165.00	\$81,152.00	\$52,400.00	\$30,600.00	\$3,410,191.00
4580	Hanover Community School Corp	\$12,017,167.00	\$652,500.00	\$938,012.00	\$478,850.00	\$76,000.00	\$14,162,529.00
9990	Heritage Inst of Arts and Tech	\$1,196,971.00	\$341,265.00	\$39,928.00	\$0.00	\$0.00	\$1,578,164.00
9805	Hoosier Academy - Indianapolis	\$1,033,508.00	\$148,856.00	\$138,184.00	\$0.00	\$3,300.00	\$1,323,848.00
9865	Hoosier Academy Virtual	\$7,958,539.00	\$1,807,186.00	\$791,496.00	\$176,800.00	\$12,500.00	\$10,746,521.00
9655	Hope Academy	\$142,371.00	\$19,111.00	\$13,800.00	\$0.00	\$1,100.00	\$176,382.00
3625	Huntington Co Com Sch Corp	\$26,884,865.00	\$3,228,070.00	\$2,920,220.00	\$637,100.00	\$146,400.00	\$33,816,655.00
9625	IN Acad for Sci Math Humanities	\$1,692,633.00	\$51,687.00	\$9,700.00	\$0.00	\$164,400.00	\$1,918,420.00
9905	IN Connections Academy	\$21,350,904.00	\$2,862,759.00	\$2,870,416.00	\$0.00	\$36,400.00	\$27,120,479.00
9035	IN Connections Career Academy HS Virtual Charter School	\$322,708.00	\$36,772.00	\$67,080.00	\$0.00	\$0.00	\$426,560.00
9490	Indiana College Preparatory School	\$1,297,158.00	\$458,716.00	\$36,276.00	\$0.00	\$0.00	\$1,792,150.00
9785	Indiana Math and Science Academy	\$3,105,797.00	\$791,893.00	\$183,332.00	\$0.00	\$0.00	\$4,081,022.00
9895	Indiana Math Science Academy	\$3,556,639.00	\$894,670.00	\$352,344.00	\$6,300.00	\$5,200.00	\$4,815,153.00
9155	Indiana Virtual Pathways Academy	\$14,104,220.00	\$2,325,501.00	\$539,384.00	\$0.00	\$0.00	\$16,969,105.00
9890	Indiana Virtual School	\$16,045,212.00	\$2,614,426.00	\$998,856.00	\$0.00	\$3,300.00	\$19,661,794.00
9780	Indianapolis Acad of Excel -Chlng Fnd Aca	\$690,763.00	\$246,593.00	\$64,928.00	\$0.00	\$0.00	\$1,002,284.00
9770	Indianapolis Lighthouse East	\$1,982,648.00	\$746,901.00	\$324,996.00	\$0.00	\$0.00	\$3,054,545.00
9670	Indianapolis Metropolitan High Sch	\$1,497,532.00	\$502,538.00	\$270,068.00	\$52,500.00	\$0.00	\$2,322,638.00
5385	Indianapolis Public Schools	\$164,580,876.00	\$51,860,611.00	\$20,251,014.00	\$1,409,450.00	\$349,100.00	\$238,451,051.00
9575	Indpls Lighthouse Charter School	\$4,856,433.00	\$1,832,118.00	\$210,104.00	\$104,750.00	\$39,700.00	\$7,043,105.00
9120	Insight School of IN	\$3,720,629.00	\$806,015.00	\$399,740.00	\$0.00	\$0.00	\$4,926,384.00
9735	Inspire Academy	\$1,044,054.00	\$342,302.00	\$204,640.00	\$0.00	\$0.00	\$1,590,996.00
9330	Irvington Community School	\$5,331,003.00	\$834,368.00	\$543,056.00	\$0.00	\$24,200.00	\$6,732,627.00
6900	Jac-Cen-Del Community Sch Corp	\$4,434,593.00	\$506,862.00	\$427,444.00	\$122,100.00	\$25,700.00	\$5,516,699.00
3945	Jay School Corp	\$17,221,882.00	\$2,147,591.00	\$2,637,592.00	\$957,650.00	\$131,900.00	\$23,096,615.00
4015	Jennings County Schools	\$22,061,599.00	\$3,481,072.00	\$2,694,632.00	\$483,250.00	\$97,400.00	\$28,817,953.00
7150	John Glenn School Corporation	\$10,166,344.00	\$805,827.00	\$804,390.00	\$181,250.00	\$55,900.00	\$12,013,711.00
9495	Joshua Academy	\$986,051.00	\$296,814.00	\$20,300.00	\$0.00	\$0.00	\$1,303,165.00
3785	Kankakee Valley School Corp	\$17,759,464.00	\$1,694,946.00	\$1,924,630.00	\$523,950.00	\$111,000.00	\$22,013,990.00
9400	KIPP Indpls College Preparatory	\$1,597,719.00	\$666,661.00	\$176,156.00	\$0.00	\$0.00	\$2,440,536.00
9410	KIPP Indy Unite Elementary	\$2,119,746.00	\$900,271.00	\$94,604.00	\$0.00	\$0.00	\$3,114,621.00
7525	Knox Community School Corp	\$9,720,090.00	\$1,755,515.00	\$643,778.00	\$441,900.00	\$35,600.00	\$12,596,883.00
3500	Kokomo-Center Twp Con Sch Corp	\$30,255,999.00	\$7,704,292.00	\$3,488,066.00	\$881,050.00	\$125,000.00	\$42,454,407.00
7855	Lafayette School Corporation	\$39,258,381.00	\$8,215,447.00	\$5,747,130.00	\$580,700.00	\$124,000.00	\$53,925,658.00
4615	Lake Central School Corp	\$49,587,292.00	\$2,306,331.00	\$4,507,498.00	\$967,700.00	\$320,300.00	\$57,689,121.00
4650	Lake Ridge Schools	\$9,860,510.00	\$3,354,630.00	\$1,042,394.00	\$998,600.00	\$19,900.00	\$15,276,034.00

Note that tuition support calculations for school corporations 5385 and 4690 may include innovation network charter schools as well as turnaround academies.

Appendix B: FY2018 State Tuition Support by School Corporation

Corp	Name	FY18 Basic Grant	FY18 Complexity Grant	FY18 Special Education Grant	FY18 Career and Technical Grant	FY18 Honors Grant	FY18 Tuition Support
4680	Lake Station Community Schools	\$6,491,063.00	\$1,666,368.00	\$718,212.00	\$90,600.00	\$24,500.00	\$8,990,743.00
4535	Lakeland School Corporation	\$10,153,162.00	\$920,620.00	\$1,240,638.00	\$352,700.00	\$46,300.00	\$12,713,420.00
3160	Lanesville Community School Corp	\$4,061,686.00	\$116,674.00	\$274,656.00	\$164,200.00	\$38,500.00	\$4,655,716.00
4945	LaPorte Community School Corp	\$31,991,291.00	\$5,170,237.00	\$3,321,784.00	\$627,950.00	\$169,400.00	\$41,280,662.00
1620	Lawrenceburg Com School Corp	\$10,804,377.00	\$1,476,386.00	\$1,010,410.00	\$154,000.00	\$66,800.00	\$13,511,973.00
665	Lebanon Community School Corp	\$18,376,405.00	\$1,989,377.00	\$2,486,980.00	\$518,550.00	\$89,200.00	\$23,460,512.00
815	Lewis Cass School Corp	\$6,914,221.00	\$759,188.00	\$527,730.00	\$197,050.00	\$38,200.00	\$8,436,389.00
1895	Liberty-Perry Com School Corp	\$6,475,244.00	\$966,092.00	\$580,952.00	\$94,600.00	\$41,200.00	\$8,158,088.00
2950	Linton-Stockton School Corp	\$7,456,022.00	\$973,808.00	\$520,780.00	\$205,250.00	\$17,600.00	\$9,173,460.00
875	Logansport Community Sch Corp	\$21,909,315.00	\$3,534,991.00	\$1,904,992.00	\$820,050.00	\$93,900.00	\$28,263,248.00
5525	Loogootee Community Sch Corp	\$4,313,314.00	\$421,205.00	\$437,044.00	\$111,850.00	\$34,500.00	\$5,317,913.00
8445	M S D Bluffton-Harrison	\$8,425,569.00	\$924,000.00	\$841,246.00	\$129,650.00	\$48,800.00	\$10,369,265.00
6460	M S D Boone Township	\$5,942,671.00	\$516,110.00	\$694,316.00	\$134,800.00	\$17,600.00	\$7,305,497.00
5300	M S D Decatur Township	\$35,397,649.00	\$6,274,305.00	\$3,906,774.00	\$483,550.00	\$105,700.00	\$46,167,978.00
5330	M S D Lawrence Township	\$83,126,209.00	\$14,667,291.00	\$8,950,502.00	\$2,326,900.00	\$334,500.00	\$109,405,402.00
5925	M S D Martinsville Schools	\$23,665,224.00	\$3,230,597.00	\$2,420,068.00	\$844,500.00	\$116,500.00	\$30,276,889.00
6590	M S D Mount Vernon	\$10,722,171.00	\$1,611,965.00	\$1,618,622.00	\$177,050.00	\$57,300.00	\$14,187,108.00
6600	M S D North Posey Co Schools	\$7,414,523.00	\$616,068.00	\$841,254.00	\$221,150.00	\$73,100.00	\$9,166,095.00
4860	M S D of New Durham Township	\$4,756,246.00	\$568,531.00	\$402,744.00	\$141,350.00	\$12,100.00	\$5,880,971.00
5340	M S D Perry Township	\$85,947,264.00	\$15,522,666.00	\$8,997,004.00	\$752,750.00	\$359,500.00	\$111,579,184.00
5350	M S D Pike Township	\$59,015,416.00	\$10,353,607.00	\$5,390,856.00	\$1,048,750.00	\$174,700.00	\$75,983,329.00
2960	M S D Shakamak Schools	\$4,081,302.00	\$718,489.00	\$378,996.00	\$92,650.00	\$32,400.00	\$5,303,837.00
125	M S D Southwest Allen County	\$38,709,093.00	\$1,371,739.00	\$3,000,304.00	\$598,500.00	\$286,500.00	\$43,966,136.00
7615	M S D Steuben County	\$14,432,201.00	\$1,535,265.00	\$1,601,148.00	\$271,250.00	\$68,600.00	\$17,908,464.00
8050	M S D Wabash County Schools	\$11,139,213.00	\$1,390,553.00	\$934,516.00	\$380,600.00	\$51,800.00	\$13,896,682.00
8115	M S D Warren County	\$7,002,544.00	\$786,269.00	\$648,870.00	\$225,350.00	\$36,700.00	\$8,699,733.00
5360	M S D Warren Township	\$63,318,184.00	\$14,814,270.00	\$6,831,222.00	\$1,823,700.00	\$163,800.00	\$86,951,176.00
5370	M S D Washington Township	\$59,271,209.00	\$9,595,012.00	\$6,660,506.00	\$1,116,800.00	\$360,300.00	\$77,003,827.00
5375	M S D Wayne Township	\$86,035,692.00	\$18,749,189.00	\$9,807,698.00	\$1,781,750.00	\$450,400.00	\$116,824,729.00
5615	Maconaquah School Corp	\$11,590,054.00	\$1,842,781.00	\$1,126,640.00	\$228,350.00	\$46,300.00	\$14,834,125.00
3995	Madison Consolidated Schools	\$14,047,694.00	\$2,047,798.00	\$1,437,416.00	\$387,450.00	\$82,700.00	\$18,003,058.00
2825	Madison-Grant United Sch Corp	\$6,100,861.00	\$894,268.00	\$670,908.00	\$135,250.00	\$41,500.00	\$7,842,787.00
8045	Manchester Community Schools	\$8,357,705.00	\$856,550.00	\$754,668.00	\$264,850.00	\$44,800.00	\$10,278,573.00
9915	Marion Academy	\$1,276,066.00	\$382,914.00	\$459,140.00	\$0.00	\$0.00	\$2,118,120.00
2865	Marion Community Schools	\$18,508,230.00	\$5,804,733.00	\$2,063,958.00	\$501,250.00	\$98,900.00	\$26,977,071.00
9955	Mays Community Academy	\$954,413.00	\$174,361.00	\$323,276.00	\$0.00	\$0.00	\$1,452,050.00
3640	Medora Community School Corp	\$922,775.00	\$233,053.00	\$110,252.00	\$24,350.00	\$6,600.00	\$1,297,030.00
4600	Merrillville Community School	\$33,693,468.00	\$6,107,892.00	\$3,341,566.00	\$1,088,100.00	\$120,000.00	\$44,351,026.00
4925	Michigan City Area Schools	\$28,706,212.00	\$8,525,358.00	\$3,855,350.00	\$580,250.00	\$102,000.00	\$41,769,170.00
2275	Middlebury Community Schools	\$24,117,120.00	\$1,053,735.00	\$1,816,668.00	\$476,500.00	\$132,800.00	\$27,596,823.00
6910	Milan Community Schools	\$6,106,134.00	\$695,460.00	\$585,350.00	\$138,650.00	\$31,200.00	\$7,556,794.00
3335	Mill Creek Community Sch Corp	\$8,020,233.00	\$483,921.00	\$890,768.00	\$132,350.00	\$61,700.00	\$9,588,972.00
2855	Mississinewa Community School Corp	\$12,576,105.00	\$2,482,356.00	\$1,593,048.00	\$232,650.00	\$58,900.00	\$16,943,059.00
5085	Mitchell Community Schools	\$8,357,705.00	\$1,245,826.00	\$1,045,846.00	\$83,250.00	\$37,800.00	\$10,770,427.00
6820	Monroe Central School Corp	\$5,584,107.00	\$796,781.00	\$547,152.00	\$128,950.00	\$18,000.00	\$7,074,990.00
5740	Monroe County Com Sch Corp	\$56,784,937.00	\$6,509,430.00	\$6,217,098.00	\$823,500.00	\$467,900.00	\$70,802,865.00
5900	Monroe-Gregg School District	\$7,856,770.00	\$727,165.00	\$975,116.00	\$201,850.00	\$48,500.00	\$9,809,401.00
5930	Mooreville Con School Corp	\$23,027,191.00	\$2,499,059.00	\$2,342,256.00	\$550,000.00	\$153,500.00	\$28,572,006.00
3135	Mt Vernon Community Sch Corp	\$20,997,086.00	\$1,140,086.00	\$2,240,102.00	\$470,300.00	\$108,200.00	\$24,955,774.00
1970	Muncie Community Schools	\$26,966,122.00	\$8,705,358.00	\$3,706,970.00	\$333,850.00	\$94,400.00	\$39,806,700.00

Note that tuition support calculations for school corporations 5385 and 4690 may include innovation network charter schools as well as turnaround academies.

Appendix B: FY2018 State Tuition Support by School Corporation

Corp	Name	FY18 Basic Grant	FY18 Complexity Grant	FY18 Special Education Grant	FY18 Career and Technical Grant	FY18 Honors Grant	FY18 Tuition Support
9730	Neighbors New Vista High School	\$1,028,235.00	\$171,077.00	\$140,456.00	\$27,300.00	\$0.00	\$1,367,068.00
8305	Nettle Creek School Corp	\$5,681,974.00	\$563,251.00	\$630,406.00	\$164,150.00	\$45,500.00	\$7,085,281.00
2400	New Albany-Floyd Co Con Sch	\$60,394,675.00	\$7,738,032.00	\$6,986,470.00	\$1,072,300.00	\$380,000.00	\$76,571,477.00
3445	New Castle Community Sch Corp	\$16,393,757.00	\$3,223,815.00	\$1,840,074.00	\$358,600.00	\$102,500.00	\$21,918,746.00
4805	New Prairie United School Corp	\$15,838,194.00	\$1,390,385.00	\$1,526,104.00	\$316,300.00	\$93,400.00	\$19,164,383.00
9930	Nexus Academy of Indianapolis	\$94,914.00	\$17,149.00	\$6,900.00	\$0.00	\$7,700.00	\$126,663.00
4255	Nineveh-Hensley-Jackson United	\$9,665,409.00	\$646,756.00	\$875,734.00	\$288,450.00	\$54,000.00	\$11,530,349.00
3070	Noblesville Schools	\$54,949,775.00	\$2,681,211.00	\$6,256,446.00	\$903,450.00	\$300,100.00	\$65,090,982.00
25	North Adams Community Schools	\$9,074,833.00	\$1,258,929.00	\$871,118.00	\$220,000.00	\$76,500.00	\$11,501,380.00
6375	North Central Parke Con Sch Corp	\$6,306,508.00	\$1,100,487.00	\$678,524.00	\$251,100.00	\$37,500.00	\$8,374,119.00
1375	North Daviess Com Schools	\$6,380,330.00	\$580,231.00	\$535,042.00	\$122,950.00	\$28,600.00	\$7,647,153.00
2735	North Gibson School Corp	\$10,610,647.00	\$1,796,023.00	\$1,696,112.00	\$135,350.00	\$34,900.00	\$14,273,032.00
3180	North Harrison Com School Corp	\$11,595,011.00	\$1,331,502.00	\$1,236,796.00	\$285,600.00	\$60,200.00	\$14,509,109.00
7515	North Judson-San Pierre Sch Corp	\$5,422,015.00	\$986,173.00	\$535,146.00	\$138,500.00	\$22,800.00	\$7,104,634.00
4315	North Knox School Corp	\$7,097,458.00	\$1,280,907.00	\$471,012.00	\$153,450.00	\$29,000.00	\$9,031,827.00
5075	North Lawrence Com Schools	\$25,528,122.00	\$3,241,631.00	\$3,374,478.00	\$706,900.00	\$137,400.00	\$32,988,531.00
5620	North Miami Community Schools	\$4,687,697.00	\$415,928.00	\$425,662.00	\$165,900.00	\$33,400.00	\$5,728,587.00
5835	North Montgomery Com Sch Corp	\$9,850,544.00	\$819,801.00	\$1,076,116.00	\$301,650.00	\$78,900.00	\$12,127,011.00
5945	North Newton School Corp	\$7,255,648.00	\$950,555.00	\$692,456.00	\$178,200.00	\$28,700.00	\$9,105,559.00
6715	North Putnam Community Schools	\$7,250,375.00	\$818,964.00	\$1,068,392.00	\$256,700.00	\$50,000.00	\$9,444,431.00
7385	North Spencer County Sch Corp	\$10,095,211.00	\$633,511.00	\$1,057,422.00	\$247,450.00	\$69,400.00	\$12,102,994.00
8010	North Vermillion Com Sch Corp	\$4,023,299.00	\$616,199.00	\$247,008.00	\$133,150.00	\$19,900.00	\$5,039,556.00
3295	North West Hendricks Schools	\$10,013,427.00	\$340,738.00	\$905,656.00	\$187,200.00	\$61,700.00	\$11,508,721.00
8515	North White School Corp	\$4,650,786.00	\$563,413.00	\$371,388.00	\$76,900.00	\$17,600.00	\$5,680,087.00
2040	Northeast Dubois Co Sch Corp	\$4,392,409.00	\$142,976.00	\$703,548.00	\$129,100.00	\$20,600.00	\$5,388,633.00
7645	Northeast School Corp	\$4,497,869.00	\$727,225.00	\$568,332.00	\$148,400.00	\$22,500.00	\$5,964,326.00
8375	Northeastern Wayne Schools	\$6,670,345.00	\$588,250.00	\$660,656.00	\$104,500.00	\$48,100.00	\$8,071,851.00
8435	Northern Wells Com Schools	\$12,989,614.00	\$845,643.00	\$1,098,206.00	\$258,700.00	\$78,500.00	\$15,270,663.00
225	Northwest Allen County Schools	\$39,763,482.00	\$1,128,882.00	\$3,147,558.00	\$877,350.00	\$301,900.00	\$45,219,172.00
7350	Northwestern Con School Corp	\$7,698,580.00	\$651,029.00	\$725,764.00	\$171,000.00	\$45,900.00	\$9,292,273.00
3470	Northwestern School Corp	\$9,644,475.00	\$600,690.00	\$666,326.00	\$127,200.00	\$94,300.00	\$11,132,991.00
5625	Oak Hill United School Corp	\$9,049,312.00	\$993,022.00	\$833,584.00	\$155,150.00	\$27,600.00	\$11,058,668.00
9640	Options Charter Sch - Noblesville	\$1,481,713.00	\$136,538.00	\$726,516.00	\$10,900.00	\$2,200.00	\$2,357,867.00
9325	Options Charter School - Carmel	\$943,867.00	\$43,203.00	\$229,044.00	\$15,000.00	\$0.00	\$1,231,114.00
7495	Oregon-Davis School Corp	\$2,926,515.00	\$492,807.00	\$289,286.00	\$77,700.00	\$14,000.00	\$3,800,308.00
6145	Orleans Community Schools	\$4,344,952.00	\$510,905.00	\$422,114.00	\$89,800.00	\$26,500.00	\$5,394,271.00
9030	Otwell Miller Academy Charter School	\$305,834.00	\$65,006.00	\$36,476.00	\$0.00	\$0.00	\$407,316.00
6155	Paoli Community School Corp	\$7,467,992.00	\$1,193,406.00	\$884,670.00	\$308,850.00	\$37,500.00	\$9,892,418.00
9680	Paramount School of Excellence Inc	\$4,018,026.00	\$1,387,732.00	\$352,590.00	\$0.00	\$0.00	\$5,758,348.00
7175	Penn-Harris-Madison Sch Corp	\$58,785,355.00	\$3,606,052.00	\$5,228,360.00	\$1,892,750.00	\$428,600.00	\$69,941,117.00
6325	Perry Central Com Schools Corp	\$6,248,505.00	\$595,925.00	\$658,884.00	\$306,550.00	\$46,600.00	\$7,856,464.00
5635	Peru Community Schools	\$10,713,576.00	\$2,027,716.00	\$1,117,288.00	\$323,500.00	\$51,100.00	\$14,233,180.00
9045	Phalen Academy MS Charter School	\$632,760.00	\$231,960.00	\$66,176.00	\$0.00	\$0.00	\$930,896.00
9925	Phalen Ldrshp Acad - IN Inc	\$1,436,893.00	\$401,278.00	\$42,352.00	\$0.00	\$0.00	\$1,880,523.00
6445	Pike County School Corp	\$9,238,296.00	\$1,037,307.00	\$1,099,524.00	\$377,800.00	\$71,000.00	\$11,823,927.00
775	Pioneer Regional School Corp	\$5,059,549.00	\$424,808.00	\$341,162.00	\$128,600.00	\$13,200.00	\$5,967,319.00
3330	Plainfield Community Sch Corp	\$28,584,933.00	\$1,857,126.00	\$2,888,710.00	\$610,600.00	\$214,500.00	\$34,155,869.00
5485	Plymouth Community School Corp	\$18,516,878.00	\$1,886,523.00	\$1,499,742.00	\$684,450.00	\$55,100.00	\$22,642,693.00
6550	Portage Township Schools	\$40,370,088.00	\$6,061,026.00	\$4,660,350.00	\$810,700.00	\$187,900.00	\$52,090,064.00
6520	Porter Township School Corp	\$7,318,924.00	\$318,796.00	\$919,302.00	\$148,600.00	\$42,200.00	\$8,747,822.00

Note that tuition support calculations for school corporations 5385 and 4690 may include innovation network charter schools as well as turnaround academies.

Appendix B: FY2018 State Tuition Support by School Corporation

Corp	Name	FY18 Basic Grant	FY18 Complexity Grant	FY18 Special Education Grant	FY18 Career and Technical Grant	FY18 Honors Grant	FY18 Tuition Support
4515	Prairie Heights Com Sch Corp	\$6,849,627.00	\$648,656.00	\$867,776.00	\$196,200.00	\$34,100.00	\$8,596,359.00
6825	Randolph Central School Corp	\$7,772,402.00	\$1,189,356.00	\$842,186.00	\$88,350.00	\$34,200.00	\$9,926,494.00
6835	Randolph Eastern School Corp	\$4,587,510.00	\$832,547.00	\$386,912.00	\$132,400.00	\$23,100.00	\$5,962,469.00
6805	Randolph Southern School Corp	\$2,857,966.00	\$438,489.00	\$232,310.00	\$56,150.00	\$15,800.00	\$3,600,715.00
9690	Renaissance Academy Charter School	\$1,360,434.00	\$85,006.00	\$59,952.00	\$0.00	\$0.00	\$1,505,392.00
3815	Rensselaer Central School Corp	\$8,184,540.00	\$1,150,259.00	\$961,228.00	\$272,600.00	\$53,300.00	\$10,621,927.00
5705	Richland-Bean Blossom C S C	\$14,424,292.00	\$1,386,297.00	\$1,659,972.00	\$144,050.00	\$77,500.00	\$17,692,111.00
8385	Richmond Community Schools	\$24,735,643.00	\$6,627,304.00	\$3,606,424.00	\$529,300.00	\$101,800.00	\$35,600,471.00
6080	Rising Sun-Ohio Co Com	\$4,197,308.00	\$366,216.00	\$409,990.00	\$103,700.00	\$19,100.00	\$5,096,314.00
4590	River Forest Community Sch Corp	\$8,605,536.00	\$2,398,044.00	\$743,406.00	\$121,400.00	\$21,800.00	\$11,890,186.00
2645	Rochester Community Sch Corp	\$9,276,473.00	\$1,322,386.00	\$902,246.00	\$275,100.00	\$51,800.00	\$11,828,005.00
9875	Rock Creek Community Academy	\$2,436,126.00	\$148,297.00	\$424,140.00	\$11,250.00	\$20,200.00	\$3,040,013.00
1180	Rossville Con School District	\$5,178,086.00	\$388,538.00	\$361,062.00	\$126,800.00	\$52,800.00	\$6,107,286.00
9465	Rural Community Schools Inc	\$928,048.00	\$181,690.00	\$256,092.00	\$0.00	\$0.00	\$1,365,830.00
6995	Rush County Schools	\$10,909,837.00	\$1,345,822.00	\$1,115,260.00	\$310,850.00	\$30,800.00	\$13,712,569.00
8205	Salem Community Schools	\$9,978,994.00	\$1,532,371.00	\$1,254,564.00	\$179,400.00	\$36,000.00	\$12,981,329.00
4670	School City of East Chicago	\$22,167,692.00	\$8,493,846.00	\$2,773,474.00	\$367,600.00	\$39,000.00	\$33,841,612.00
4710	School City of Hammond	\$68,886,472.00	\$18,169,803.00	\$7,212,520.00	\$980,650.00	\$150,800.00	\$95,400,245.00
4730	School City of Hobart	\$21,120,632.00	\$2,473,593.00	\$1,987,854.00	\$1,607,800.00	\$92,600.00	\$27,282,479.00
7200	School City of Mishawaka	\$27,329,959.00	\$5,365,234.00	\$3,288,934.00	\$784,700.00	\$86,100.00	\$36,854,927.00
4720	School Town of Highland	\$17,095,066.00	\$1,618,893.00	\$1,367,274.00	\$354,850.00	\$88,100.00	\$20,524,183.00
4740	School Town of Munster	\$21,086,832.00	\$642,523.00	\$1,727,746.00	\$352,800.00	\$224,500.00	\$24,034,401.00
5400	School Town of Speedway	\$9,781,415.00	\$1,687,160.00	\$1,066,096.00	\$152,500.00	\$43,900.00	\$12,731,071.00
7230	Scott County School District 1	\$6,301,235.00	\$1,193,877.00	\$834,642.00	\$51,650.00	\$38,300.00	\$8,419,704.00
7255	Scott County School District 2	\$13,983,996.00	\$2,217,788.00	\$1,546,812.00	\$258,850.00	\$60,700.00	\$18,068,146.00
9485	SE Neighborhood Sch of Excellence	\$3,142,708.00	\$1,093,642.00	\$177,306.00	\$0.00	\$0.00	\$4,413,656.00
9985	Seven Oaks Classical School	\$1,175,879.00	\$147,028.00	\$184,888.00	\$0.00	\$0.00	\$1,507,795.00
3675	Seymour Community Schools	\$24,598,545.00	\$3,060,846.00	\$2,918,838.00	\$538,300.00	\$122,200.00	\$31,238,729.00
7285	Shelby Eastern Schools	\$5,966,400.00	\$507,761.00	\$701,116.00	\$137,850.00	\$24,600.00	\$7,337,727.00
7365	Shelbyville Central Schools	\$20,185,044.00	\$2,850,367.00	\$2,229,026.00	\$625,500.00	\$133,000.00	\$26,022,937.00
3435	Shenandoah School Corporation	\$7,419,111.00	\$683,661.00	\$587,816.00	\$233,950.00	\$40,800.00	\$8,965,338.00
3055	Sheridan Community Schools	\$5,710,659.00	\$486,754.00	\$856,926.00	\$103,350.00	\$29,400.00	\$7,187,089.00
5520	Shoals Community School Corp	\$3,016,156.00	\$442,110.00	\$484,096.00	\$41,200.00	\$13,600.00	\$3,997,162.00
9315	Signature School Inc	\$1,929,918.00	\$365,916.00	\$31,528.00	\$0.00	\$85,200.00	\$2,412,562.00
9760	Smith Academy for Excellence	\$395,475.00	\$140,091.00	\$66,252.00	\$0.00	\$0.00	\$601,818.00
8625	Smith-Green Community Schools	\$6,232,686.00	\$289,886.00	\$571,130.00	\$102,750.00	\$40,000.00	\$7,236,452.00
35	South Adams Schools	\$6,453,045.00	\$698,588.00	\$631,036.00	\$120,400.00	\$33,400.00	\$7,936,469.00
7205	South Bend Community Sch Corp	\$88,595,522.00	\$22,958,052.00	\$11,363,814.00	\$1,470,700.00	\$323,300.00	\$124,711,388.00
4940	South Central Com School Corp	\$4,845,887.00	\$348,972.00	\$404,392.00	\$176,800.00	\$47,700.00	\$5,823,751.00
1600	South Dearborn Com School Corp	\$12,913,577.00	\$1,836,530.00	\$1,416,924.00	\$290,800.00	\$49,300.00	\$16,507,131.00
2765	South Gibson School Corp	\$10,596,304.00	\$722,550.00	\$1,093,954.00	\$153,950.00	\$73,700.00	\$12,640,458.00
3190	South Harrison Com Schools	\$15,928,467.00	\$1,938,180.00	\$1,760,056.00	\$378,750.00	\$55,100.00	\$20,060,553.00
3415	South Henry School Corp	\$4,292,222.00	\$480,219.00	\$403,220.00	\$181,700.00	\$40,100.00	\$5,397,461.00
4325	South Knox School Corp	\$6,601,796.00	\$499,798.00	\$431,596.00	\$123,150.00	\$41,500.00	\$7,697,840.00
5255	South Madison Com Sch Corp	\$23,549,218.00	\$1,572,613.00	\$2,478,914.00	\$322,300.00	\$122,900.00	\$28,045,945.00
5845	South Montgomery Com Sch Corp	\$8,642,447.00	\$852,657.00	\$1,014,974.00	\$287,450.00	\$39,700.00	\$10,837,228.00
5995	South Newton School Corp	\$4,646,937.00	\$746,956.00	\$571,606.00	\$155,150.00	\$15,400.00	\$6,136,049.00
6705	South Putnam Community Schools	\$5,921,579.00	\$579,850.00	\$644,960.00	\$238,600.00	\$25,700.00	\$7,410,689.00
6865	South Ripley Com Sch Corp	\$6,232,686.00	\$1,022,773.00	\$651,696.00	\$245,900.00	\$27,900.00	\$8,180,955.00
7445	South Spencer County Sch Corp	\$6,401,158.00	\$808,114.00	\$819,362.00	\$144,600.00	\$42,300.00	\$8,215,534.00

Note that tuition support calculations for school corporations 5385 and 4690 may include innovation network charter schools as well as turnaround academies.

Appendix B: FY2018 State Tuition Support by School Corporation

Corp	Name	FY18 Basic Grant	FY18 Complexity Grant	FY18 Special Education Grant	FY18 Career and Technical Grant	FY18 Honors Grant	FY18 Tuition Support
8020	South Vermillion Com Sch Corp	\$9,001,011.00	\$1,495,161.00	\$917,568.00	\$300,850.00	\$54,400.00	\$11,768,990.00
2100	Southeast Dubois Co Sch Corp	\$6,738,894.00	\$181,361.00	\$663,138.00	\$231,100.00	\$57,200.00	\$7,871,693.00
2455	Southeast Fountain School Corp	\$5,452,282.00	\$857,010.00	\$418,766.00	\$163,700.00	\$46,400.00	\$6,938,158.00
3115	Southern Hancock Co Com Sch Corp	\$18,908,978.00	\$1,012,722.00	\$1,854,574.00	\$265,350.00	\$126,600.00	\$22,168,224.00
8425	Southern Wells Com Schools	\$4,630,274.00	\$403,685.00	\$311,836.00	\$96,500.00	\$28,300.00	\$5,470,595.00
2110	Southwest Dubois Co Sch Corp	\$9,106,471.00	\$705,307.00	\$823,968.00	\$144,450.00	\$37,900.00	\$10,818,096.00
6260	Southwest Parke Com Sch Corp	\$5,273,000.00	\$977,830.00	\$515,368.00	\$256,800.00	\$29,400.00	\$7,052,398.00
7715	Southwest School Corp	\$8,953,554.00	\$1,217,466.00	\$813,142.00	\$280,700.00	\$49,600.00	\$11,314,462.00
7360	Southwestern Con Sch Shelby Co	\$3,079,432.00	\$277,569.00	\$252,088.00	\$86,200.00	\$32,400.00	\$3,727,689.00
4000	Southwestern-Jefferson Co Con	\$7,028,909.00	\$1,181,265.00	\$738,394.00	\$149,300.00	\$27,200.00	\$9,125,068.00
6195	Spencer-Owen Community Schools	\$12,932,823.00	\$1,978,160.00	\$1,784,540.00	\$527,950.00	\$71,700.00	\$17,295,173.00
6160	Springs Valley Com School Corp	\$4,524,234.00	\$645,860.00	\$467,470.00	\$142,400.00	\$14,700.00	\$5,794,664.00
9980	Steel City Academy/Global Leadership Acad	\$1,587,173.00	\$623,696.00	\$128,576.00	\$0.00	\$0.00	\$2,339,445.00
9960	Success Academy Primary School	\$3,411,631.00	\$1,055,794.00	\$427,504.00	\$0.00	\$0.00	\$4,894,929.00
1560	Sunman-Dearborn Com Sch Corp	\$20,000,489.00	\$955,760.00	\$1,946,784.00	\$562,650.00	\$179,000.00	\$23,644,683.00
7775	Switzerland County School Corp	\$7,693,307.00	\$1,197,387.00	\$889,964.00	\$269,700.00	\$27,900.00	\$10,078,258.00
3460	Taylor Community School Corp	\$6,686,164.00	\$1,324,692.00	\$716,848.00	\$105,550.00	\$24,700.00	\$8,857,954.00
6350	Tell City-Troy Twp School Corp	\$7,508,067.00	\$975,565.00	\$1,019,182.00	\$274,050.00	\$30,800.00	\$9,807,664.00
9835	The Bloomington Project School	\$1,471,167.00	\$95,876.00	\$271,344.00	\$0.00	\$0.00	\$1,838,387.00
9460	Thea Bowman Leadership Academy	\$5,795,027.00	\$1,829,560.00	\$360,516.00	\$4,800.00	\$17,700.00	\$8,007,603.00
9740	Thurgood Marshall Leadership Academy	\$822,588.00	\$412,297.00	\$51,428.00	\$0.00	\$0.00	\$1,286,313.00
9350	Timothy L Johnson Academy	\$1,655,722.00	\$763,092.00	\$71,904.00	\$0.00	\$0.00	\$2,490,718.00
9940	Tindley Collegiate Academy	\$1,128,422.00	\$236,519.00	\$47,276.00	\$0.00	\$0.00	\$1,412,217.00
9425	Tindley Genesis Academy	\$1,334,069.00	\$331,645.00	\$60,904.00	\$0.00	\$0.00	\$1,726,618.00
9745	Tindley Preparatory Academy	\$759,312.00	\$148,298.00	\$56,452.00	\$0.00	\$0.00	\$964,062.00
9945	Tindley Renaissance Academy	\$2,625,954.00	\$638,172.00	\$127,932.00	\$0.00	\$0.00	\$3,392,058.00
9430	Tindley Summit Academy	\$1,471,167.00	\$474,239.00	\$72,928.00	\$0.00	\$0.00	\$2,018,334.00
7865	Tippecanoe School Corp	\$71,313,950.00	\$5,834,409.00	\$8,036,432.00	\$947,300.00	\$348,600.00	\$86,480,691.00
4445	Tippecanoe Valley School Corp	\$9,735,171.00	\$1,029,735.00	\$1,040,752.00	\$260,300.00	\$59,200.00	\$12,125,158.00
7945	Tipton Community School Corp	\$8,183,696.00	\$748,638.00	\$672,402.00	\$272,200.00	\$51,700.00	\$9,928,636.00
7935	Tri-Central Community Schools	\$3,960,708.00	\$349,824.00	\$325,714.00	\$50,750.00	\$37,100.00	\$4,724,096.00
8535	Tri-County School Corp	\$3,796,560.00	\$407,441.00	\$390,366.00	\$186,200.00	\$23,200.00	\$4,803,767.00
4645	Tri-Creek School Corporation	\$17,341,737.00	\$1,203,463.00	\$1,396,914.00	\$928,350.00	\$117,200.00	\$20,987,664.00
5495	Triton School Corporation	\$4,793,842.00	\$487,112.00	\$374,672.00	\$101,500.00	\$22,400.00	\$5,779,526.00
4915	Tri-Township Cons School Corp	\$1,935,191.00	\$205,601.00	\$187,632.00	\$32,250.00	\$5,900.00	\$2,366,574.00
8565	Twin Lakes School Corp	\$12,607,743.00	\$1,240,499.00	\$950,918.00	\$451,650.00	\$72,800.00	\$15,323,610.00
7950	Union Co/Clg Corner Joint Sch Dist	\$7,144,915.00	\$726,009.00	\$728,052.00	\$165,500.00	\$34,900.00	\$8,799,376.00
6795	Union School Corporation	\$4,239,492.00	\$933,565.00	\$622,580.00	\$40,600.00	\$13,300.00	\$5,849,537.00
6530	Union Township School Corp	\$7,656,396.00	\$522,604.00	\$773,532.00	\$164,200.00	\$57,700.00	\$9,174,432.00
7215	Union-North United School Corp	\$6,227,413.00	\$751,069.00	\$576,956.00	\$132,300.00	\$33,900.00	\$7,721,638.00
6560	Valparaiso Community Schools	\$33,105,212.00	\$2,359,617.00	\$3,613,922.00	\$454,000.00	\$248,500.00	\$39,781,251.00
8030	Vigo County School Corp	\$76,321,402.00	\$14,624,240.00	\$8,818,654.00	\$2,164,650.00	\$394,100.00	\$102,323,046.00
4335	Vincennes Community Sch Corp	\$14,200,189.00	\$2,965,909.00	\$1,379,328.00	\$216,900.00	\$70,600.00	\$18,832,926.00
9935	Vision Academy	\$2,351,758.00	\$848,546.00	\$198,930.00	\$0.00	\$0.00	\$3,399,234.00
8060	Wabash City Schools	\$8,014,960.00	\$1,334,606.00	\$972,478.00	\$196,700.00	\$27,600.00	\$10,546,344.00
2285	Wa-Nee Community Schools	\$16,132,427.00	\$797,963.00	\$1,419,680.00	\$456,750.00	\$81,500.00	\$18,888,320.00
8130	Warrick County School Corp	\$53,771,470.00	\$3,720,765.00	\$5,931,142.00	\$862,100.00	\$293,600.00	\$64,579,077.00
4415	Warsaw Community Schools	\$36,759,138.00	\$3,779,576.00	\$3,897,460.00	\$1,225,350.00	\$260,800.00	\$45,922,324.00
1405	Washington Com Schools	\$13,720,662.00	\$2,469,771.00	\$1,833,184.00	\$293,300.00	\$60,300.00	\$18,377,217.00
4345	Wawasee Community School Corp	\$15,961,898.00	\$1,597,280.00	\$1,943,608.00	\$589,800.00	\$92,800.00	\$20,185,386.00

Note that tuition support calculations for school corporations 5385 and 4690 may include innovation network charter schools as well as turnaround academies.

Appendix B: FY2018 State Tuition Support by School Corporation

Corp	Name	FY18 Basic Grant	FY18 Complexity Grant	FY18 Special Education Grant	FY18 Career and Technical Grant	FY18 Honors Grant	FY18 Tuition Support
1885	Wes-Del Community Schools	\$4,666,605.00	\$648,015.00	\$432,496.00	\$47,300.00	\$36,500.00	\$5,830,916.00
6630	West Central School Corp	\$4,086,575.00	\$536,478.00	\$434,592.00	\$175,350.00	\$26,100.00	\$5,259,095.00
940	West Clark Community Schools	\$24,693,459.00	\$1,559,533.00	\$2,575,450.00	\$630,700.00	\$177,600.00	\$29,636,742.00
7875	West Lafayette Com School Corp	\$12,220,178.00	\$583,964.00	\$1,013,190.00	\$108,050.00	\$126,900.00	\$14,052,282.00
6065	West Noble School Corporation	\$12,536,399.00	\$1,525,171.00	\$993,036.00	\$237,400.00	\$63,300.00	\$15,355,306.00
8220	West Washington School Corp	\$4,192,035.00	\$634,442.00	\$420,420.00	\$136,550.00	\$22,400.00	\$5,405,847.00
615	Western Boone Co Com Sch Dist	\$8,779,545.00	\$688,827.00	\$887,466.00	\$202,100.00	\$72,700.00	\$10,630,638.00
3490	Western School Corp	\$13,862,717.00	\$1,299,778.00	\$993,010.00	\$161,250.00	\$106,600.00	\$16,423,355.00
8355	Western Wayne Schools	\$5,025,169.00	\$649,241.00	\$482,724.00	\$171,600.00	\$39,400.00	\$6,368,134.00
3030	Westfield-Washington Schools	\$41,308,946.00	\$1,372,369.00	\$4,299,344.00	\$1,125,700.00	\$294,100.00	\$48,400,459.00
4525	Westview School Corporation	\$11,637,511.00	\$676,159.00	\$1,134,036.00	\$160,950.00	\$44,400.00	\$13,653,056.00
2980	White River Valley Sch Dist	\$4,054,937.00	\$659,963.00	\$351,438.00	\$172,500.00	\$25,800.00	\$5,264,638.00
4760	Whiting School City	\$6,127,226.00	\$1,052,342.00	\$615,512.00	\$155,400.00	\$40,400.00	\$7,990,880.00
4455	Whitko Community School Corp	\$7,108,004.00	\$720,358.00	\$1,155,976.00	\$152,550.00	\$61,300.00	\$9,198,188.00
8665	Whitley Co Cons Schools	\$18,650,601.00	\$1,255,494.00	\$2,053,700.00	\$842,050.00	\$116,700.00	\$22,918,545.00
9845	Xavier School of Excellence	\$1,007,143.00	\$325,334.00	\$87,304.00	\$0.00	\$0.00	\$1,419,781.00
1910	Yorktown Community Schools	\$13,693,981.00	\$1,520,154.00	\$907,588.00	\$228,000.00	\$103,200.00	\$16,452,923.00
630	Zionsville Community Schools	\$35,835,413.00	\$283,802.00	\$3,528,616.00	\$198,100.00	\$327,500.00	\$40,173,431.00
	Statewide	\$5,428,623,210.00	\$768,522,710.00	\$566,487,796.00	\$113,863,650.00	\$28,673,200.00	\$6,906,170,566.00

Appendix C: FY2019 State Tuition Support by School Corporation

Corp	Name	FY19 Basic Grant	FY19 Complexity Grant	FY19 Special Education Grant	FY19 Career and Technical Grant	FY19 Honors Grant	FY19 Tuition Support
9545	21st Century Charter Sch of Gary	\$4,779,336.00	\$1,985,952.00	\$250,312.00	\$30,870.00	\$3,700.00	\$7,050,170.00
9970	Ace Preparatory Academy	\$481,680.00	\$106,160.00	\$35,112.00	\$0.00	\$0.00	\$622,952.00
0015	Adams Central Community Schools	\$6,914,784.00	\$317,780.00	\$515,610.00	\$152,540.00	\$33,800.00	\$7,934,514.00
5265	Alexandria Com School Corp	\$8,140,392.00	\$1,220,831.00	\$992,788.00	\$135,580.00	\$58,000.00	\$10,547,591.00
9065	Allegiant Preparatory Academy Charter School	\$208,728.00	\$85,794.00	\$21,112.00	\$0.00	\$0.00	\$315,634.00
5275	Anderson Community School Corp	\$35,938,680.00	\$10,551,414.00	\$5,257,870.00	\$1,213,270.00	\$103,300.00	\$53,064,534.00
9790	Anderson Preparatory Academy	\$4,030,056.00	\$784,272.00	\$563,448.00	\$42,110.00	\$20,200.00	\$5,440,086.00
9615	Andrew J Brown Academy	\$3,617,952.00	\$1,087,332.00	\$179,180.00	\$0.00	\$0.00	\$4,884,464.00
5470	Argos Community Schools	\$3,284,255.00	\$262,992.00	\$373,132.00	\$142,120.00	\$14,300.00	\$4,076,799.00
9685	Aspire Charter Academy	\$3,783,864.00	\$1,454,455.00	\$324,908.00	\$0.00	\$0.00	\$5,563,227.00
2435	Attica Consolidated Sch Corp	\$3,227,256.00	\$394,796.00	\$382,078.00	\$139,660.00	\$16,900.00	\$4,160,690.00
3315	Avon Community School Corp	\$52,176,648.00	\$2,463,377.00	\$5,133,532.00	\$1,177,810.00	\$445,500.00	\$61,396,867.00
9645	Avondale Meadows Academy	\$2,365,584.00	\$622,880.00	\$211,880.00	\$0.00	\$0.00	\$3,200,344.00
1315	Barr-Reeve Com Schools Inc	\$4,988,064.00	\$172,830.00	\$276,748.00	\$117,630.00	\$30,800.00	\$5,586,072.00
0365	Bartholomew Con School Corp	\$60,596,950.00	\$6,158,652.00	\$5,289,522.00	\$1,633,300.00	\$446,900.00	\$74,125,324.00
6895	Batesville Community Sch Corp	\$11,480,843.00	\$745,504.00	\$1,118,058.00	\$261,890.00	\$102,800.00	\$13,709,095.00
2260	Baugo Community Schools	\$10,089,162.00	\$779,233.00	\$737,614.00	\$331,920.00	\$43,300.00	\$11,981,229.00
5380	Beech Grove City Schools	\$16,232,616.00	\$3,351,101.00	\$1,972,660.00	\$587,250.00	\$37,900.00	\$22,181,527.00
0395	Benton Community School Corp	\$9,392,760.00	\$1,248,402.00	\$1,237,062.00	\$269,420.00	\$69,100.00	\$12,216,744.00
0515	Blackford County Schools	\$8,445,938.00	\$1,563,209.00	\$729,668.00	\$225,590.00	\$43,100.00	\$11,007,505.00
2920	Bloomfield School District	\$4,367,232.00	\$516,340.00	\$326,840.00	\$126,150.00	\$18,000.00	\$5,354,562.00
9835	Bloomington Project School	\$1,493,208.00	\$95,876.00	\$272,208.00	\$0.00	\$0.00	\$1,861,292.00
3405	Blue River Valley Schools	\$3,500,208.00	\$416,382.00	\$210,086.00	\$93,970.00	\$13,200.00	\$4,233,846.00
5480	Bremen Public Schools	\$7,986,683.00	\$567,723.00	\$707,360.00	\$288,730.00	\$34,100.00	\$9,584,596.00
0670	Brown County School Corporation	\$9,559,903.00	\$1,185,914.00	\$1,418,848.00	\$272,650.00	\$61,000.00	\$12,498,315.00
3305	Brownsburg Community Sch Corp	\$47,750,544.00	\$2,260,746.00	\$4,275,424.00	\$1,131,800.00	\$431,200.00	\$55,849,714.00
3695	Brownstown Cnt Com Sch Corp	\$8,493,624.00	\$709,913.00	\$787,598.00	\$241,530.00	\$58,800.00	\$10,291,465.00
9620	Burriss Laboratory School	\$3,580,488.00	\$224,209.00	\$381,424.00	\$0.00	\$33,400.00	\$4,219,521.00
3455	C A Beard Memorial School Corp	\$5,586,953.00	\$739,614.00	\$710,056.00	\$155,080.00	\$42,600.00	\$7,234,303.00
9725	Canaan Community Academy	\$663,648.00	\$108,480.00	\$161,860.00	\$0.00	\$0.00	\$933,988.00
6340	Cannelton City Schools	\$1,364,760.00	\$334,086.00	\$217,760.00	\$26,770.00	\$1,100.00	\$1,944,476.00
9880	Career Academy at South Bend	\$1,632,360.00	\$221,601.00	\$376,756.00	\$298,880.00	\$16,600.00	\$2,546,197.00
9965	Career Academy Middle School	\$1,862,496.00	\$361,095.00	\$289,464.00	\$0.00	\$0.00	\$2,513,055.00
3060	Carmel Clay Schools	\$86,762,610.00	\$1,526,127.00	\$8,198,956.00	\$1,279,360.00	\$753,200.00	\$98,520,253.00
0750	Carroll Consolidated Sch Corp	\$5,828,328.00	\$481,752.00	\$350,540.00	\$119,320.00	\$34,500.00	\$6,814,440.00
2650	Caston School Corporation	\$3,580,488.00	\$350,402.00	\$264,766.00	\$61,770.00	\$19,800.00	\$4,277,226.00
4205	Center Grove Com Sch Corp	\$45,085,248.00	\$1,806,611.00	\$4,952,970.00	\$955,100.00	\$304,800.00	\$53,104,729.00
8360	Centerville-Abington Com Schs	\$9,317,832.00	\$985,824.00	\$728,930.00	\$156,090.00	\$75,700.00	\$11,264,376.00
6055	Central Noble Com School Corp	\$6,561,713.00	\$569,699.00	\$748,234.00	\$173,470.00	\$30,800.00	\$8,083,916.00
9445	Charles A Tindley Accelerated Schl	\$1,257,720.00	\$167,581.00	\$68,856.00	\$0.00	\$41,100.00	\$1,535,257.00
9310	Charter School of the Dunes	\$3,248,664.00	\$1,294,488.00	\$296,152.00	\$0.00	\$0.00	\$4,839,304.00
9380	Christel House Academy South	\$3,553,728.00	\$736,456.00	\$204,692.00	\$0.00	\$21,700.00	\$4,516,576.00
9395	Christel House Academy West	\$2,017,704.00	\$579,046.00	\$105,768.00	\$0.00	\$0.00	\$2,702,518.00
9150	Circle City Preparatory Academy	\$701,112.00	\$279,278.00	\$44,712.00	\$0.00	\$0.00	\$1,025,102.00
4145	Clark-Pleasant Com School Corp	\$35,502,974.00	\$3,192,747.00	\$3,369,548.00	\$810,690.00	\$185,300.00	\$43,061,259.00
1000	Clarksville Com School Corp	\$7,110,078.00	\$1,086,519.00	\$927,406.00	\$175,790.00	\$46,000.00	\$9,345,793.00
1125	Clay Community Schools	\$21,962,574.00	\$3,447,697.00	\$2,442,130.00	\$366,910.00	\$80,200.00	\$28,299,511.00
1150	Clinton Central School Corp	\$4,683,000.00	\$538,501.00	\$418,684.00	\$138,190.00	\$21,700.00	\$5,800,075.00
1160	Clinton Prairie School Corp	\$6,722,112.00	\$756,539.00	\$543,638.00	\$158,690.00	\$27,500.00	\$8,208,479.00
6750	Cloverdale Community Schools	\$5,774,808.00	\$929,440.00	\$572,288.00	\$271,250.00	\$37,800.00	\$7,585,586.00

Note that tuition support calculations for school corporations 5385 and 4690 may include innovation network charter schools as well as turnaround academies.

Appendix C: FY2019 State Tuition Support by School Corporation

Corp	Name	FY19 Basic Grant	FY19 Complexity Grant	FY19 Special Education Grant	FY19 Career and Technical Grant	FY19 Honors Grant	FY19 Tuition Support
9320	Community Montessori Inc	\$2,900,784.00	\$102,622.00	\$479,980.00	\$33,330.00	\$18,700.00	\$3,535,416.00
1170	Community Schools of Frankfort	\$16,731,529.00	\$2,855,552.00	\$1,387,458.00	\$561,130.00	\$61,000.00	\$21,596,669.00
2270	Concord Community Schools	\$28,587,708.00	\$3,232,516.00	\$2,451,684.00	\$655,120.00	\$157,500.00	\$35,084,528.00
2440	Covington Community Sch Corp	\$4,522,440.00	\$378,290.00	\$413,228.00	\$159,710.00	\$32,300.00	\$5,505,968.00
1900	Cowan Community School Corp	\$4,335,120.00	\$576,185.00	\$298,346.00	\$52,240.00	\$23,500.00	\$5,285,391.00
1300	Crawford Co Com School Corp	\$7,682,635.00	\$1,158,783.00	\$1,114,012.00	\$168,050.00	\$35,600.00	\$10,159,080.00
5855	Crawfordsville Com Schools	\$13,139,160.00	\$2,167,716.00	\$1,744,664.00	\$192,090.00	\$54,700.00	\$17,298,330.00
3710	Crothersville Community Schools	\$2,199,672.00	\$312,434.00	\$161,436.00	\$66,400.00	\$5,500.00	\$2,745,442.00
4660	Crown Point Community Sch Corp	\$46,203,923.00	\$2,483,893.00	\$3,926,682.00	\$940,650.00	\$343,200.00	\$53,898,348.00
5455	Culver Community Schools Corp	\$4,106,750.00	\$630,830.00	\$326,116.00	\$96,040.00	\$12,100.00	\$5,171,836.00
1940	Daleville Community Schools	\$5,153,976.00	\$575,277.00	\$310,058.00	\$54,870.00	\$37,100.00	\$6,131,281.00
9920	Damar Charter Academy	\$1,038,288.00	\$318,154.00	\$1,317,920.00	\$0.00	\$0.00	\$2,674,362.00
3325	Danville Community School Corp	\$13,498,654.00	\$822,076.00	\$1,430,384.00	\$298,650.00	\$85,500.00	\$16,135,264.00
1655	Decatur County Com Schools	\$10,431,048.00	\$1,167,743.00	\$1,241,082.00	\$358,680.00	\$72,400.00	\$13,270,953.00
1835	DeKalb Co Ctl United Sch Dist	\$18,876,504.00	\$1,779,936.00	\$1,887,984.00	\$423,590.00	\$98,000.00	\$23,066,014.00
1805	DeKalb Co Eastern Com Sch Dist	\$7,578,432.00	\$799,290.00	\$731,560.00	\$139,240.00	\$46,600.00	\$9,295,122.00
1875	Delaware Community School Corp	\$14,241,672.00	\$1,472,864.00	\$1,185,100.00	\$268,510.00	\$85,800.00	\$17,253,946.00
0755	Delphi Community School Corp	\$7,431,252.00	\$732,170.00	\$555,100.00	\$342,790.00	\$43,300.00	\$9,104,612.00
9870	Discovery Charter School	\$2,857,968.00	\$142,306.00	\$230,384.00	\$0.00	\$0.00	\$3,230,658.00
9795	Dr Robert H Faulkner Academy	\$497,736.00	\$153,603.00	\$8,100.00	\$0.00	\$0.00	\$659,439.00
9950	Dugger Ch Sch	\$2,130,096.00	\$478,758.00	\$265,772.00	\$0.00	\$7,000.00	\$2,881,626.00
6470	Duneland School Corporation	\$31,426,944.00	\$2,263,069.00	\$3,279,608.00	\$640,760.00	\$222,700.00	\$37,833,081.00
0255	East Allen County Schools	\$52,432,152.00	\$8,282,850.00	\$4,122,734.00	\$831,510.00	\$270,100.00	\$65,939,346.00
9595	East Chicago Lighthouse Charter	\$2,649,240.00	\$1,043,198.00	\$169,736.00	\$0.00	\$0.00	\$3,862,174.00
9555	East Chicago Urban Enterprise Acad	\$2,221,080.00	\$678,093.00	\$87,112.00	\$0.00	\$0.00	\$2,986,285.00
2725	East Gibson School Corporation	\$4,575,960.00	\$517,420.00	\$687,962.00	\$90,260.00	\$23,900.00	\$5,895,502.00
6060	East Noble School Corp	\$19,107,068.00	\$2,221,161.00	\$2,370,670.00	\$561,680.00	\$76,800.00	\$24,337,379.00
6510	East Porter County School Corp	\$13,428,168.00	\$597,569.00	\$1,448,012.00	\$390,270.00	\$95,700.00	\$15,959,719.00
8215	East Washington School Corp	\$7,567,728.00	\$981,316.00	\$881,316.00	\$198,420.00	\$37,100.00	\$9,665,880.00
2815	Eastbrook Community Sch Corp	\$8,665,049.00	\$866,910.00	\$771,554.00	\$268,780.00	\$44,000.00	\$10,616,293.00
2940	Eastern Greene Schools	\$6,149,448.00	\$753,078.00	\$615,512.00	\$132,690.00	\$36,400.00	\$7,687,128.00
3145	Eastern Hancock Co Com Sch Corp	\$6,400,992.00	\$527,807.00	\$735,934.00	\$165,650.00	\$48,500.00	\$7,878,883.00
3480	Eastern Howard School Corp	\$8,022,648.00	\$697,065.00	\$584,088.00	\$116,160.00	\$40,000.00	\$9,459,961.00
6620	Eastern Pulaski Com Sch Corp	\$6,600,408.00	\$811,793.00	\$557,644.00	\$128,200.00	\$36,300.00	\$8,134,345.00
4215	Edinburgh Community Sch Corp	\$4,410,048.00	\$701,916.00	\$523,088.00	\$78,740.00	\$23,100.00	\$5,736,892.00
2305	Elkhart Community Schools	\$65,313,239.00	\$11,617,629.00	\$5,816,142.00	\$1,686,410.00	\$222,300.00	\$84,655,720.00
5280	Elwood Community School Corp	\$7,642,656.00	\$1,559,062.00	\$826,616.00	\$267,200.00	\$30,800.00	\$10,326,334.00
5910	Eminence Community School Corp	\$1,857,679.00	\$249,117.00	\$305,458.00	\$111,090.00	\$5,500.00	\$2,528,844.00
7995	Evansville Vanderburgh Sch Corp	\$117,835,359.00	\$22,012,006.00	\$12,086,458.00	\$2,324,730.00	\$493,100.00	\$154,751,653.00
2155	Fairfield Community Schools	\$11,699,526.00	\$460,308.00	\$761,666.00	\$233,240.00	\$90,300.00	\$13,245,040.00
2395	Fayette County School Corp	\$17,396,997.00	\$3,321,130.00	\$2,108,062.00	\$509,100.00	\$69,500.00	\$23,404,789.00
0370	Flat Rock-Hawcreek School Corp	\$4,832,856.00	\$533,366.00	\$435,184.00	\$182,620.00	\$35,600.00	\$6,019,626.00
0235	Fort Wayne Community Schools	\$152,731,094.00	\$34,388,182.00	\$17,326,972.00	\$2,063,040.00	\$536,900.00	\$207,046,188.00
4225	Franklin Community School Corp	\$27,005,015.00	\$2,696,414.00	\$2,983,686.00	\$617,670.00	\$110,500.00	\$33,413,285.00
2475	Franklin County Com Sch Corp	\$11,897,496.00	\$1,305,168.00	\$1,136,428.00	\$319,160.00	\$89,900.00	\$14,748,152.00
5310	Franklin Township Com Sch Corp	\$51,122,304.00	\$4,002,479.00	\$6,255,542.00	\$785,290.00	\$247,800.00	\$62,413,415.00
5245	Frankton-Lapel Community Schs	\$16,227,264.00	\$1,400,299.00	\$1,525,506.00	\$273,390.00	\$88,500.00	\$19,514,959.00
7605	Fremont Community Schools	\$5,212,848.00	\$508,779.00	\$413,240.00	\$52,410.00	\$30,800.00	\$6,218,077.00
8525	Frontier School Corporation	\$3,565,395.00	\$226,801.00	\$286,310.00	\$190,700.00	\$23,500.00	\$4,292,706.00
1820	Garrett-Keyser-Butler Com	\$9,440,928.00	\$1,046,916.00	\$1,052,358.00	\$299,600.00	\$48,800.00	\$11,888,602.00

Note that tuition support calculations for school corporations 5385 and 4690 may include innovation network charter schools as well as turnaround academies.

Appendix C: FY2019 State Tuition Support by School Corporation

Corp	Name	FY19 Basic Grant	FY19 Complexity Grant	FY19 Special Education Grant	FY19 Career and Technical Grant	FY19 Honors Grant	FY19 Tuition Support
4690	Gary Community School Corp	\$27,059,712.00	\$11,032,950.00	\$3,266,724.00	\$216,510.00	\$41,200.00	\$41,617,096.00
9535	Gary Lighthouse Charter School	\$7,610,544.00	\$2,989,783.00	\$497,128.00	\$0.00	\$40,800.00	\$11,138,255.00
9885	Gary Middle College	\$781,392.00	\$161,312.00	\$32,700.00	\$0.00	\$0.00	\$975,404.00
9070	Gary Middle College West	\$396,048.00	\$74,533.00	\$34,500.00	\$0.00	\$0.00	\$505,081.00
9665	Geist Montessori Academy	\$2,028,408.00	\$89,194.00	\$313,420.00	\$0.00	\$0.00	\$2,431,022.00
2315	Goshen Community Schools	\$34,948,560.00	\$4,223,735.00	\$3,112,294.00	\$891,360.00	\$144,500.00	\$43,320,449.00
1010	Greater Clark County Schools	\$54,033,524.00	\$7,020,825.00	\$5,917,364.00	\$1,723,510.00	\$303,900.00	\$68,999,123.00
2120	Greater Jasper Con Schs	\$16,746,408.00	\$813,915.00	\$1,590,740.00	\$587,810.00	\$152,200.00	\$19,891,073.00
6755	Greencastle Community Sch Corp	\$9,859,080.00	\$1,259,520.00	\$1,086,166.00	\$280,650.00	\$38,900.00	\$12,524,316.00
3125	Greenfield-Central Com Schools	\$23,866,602.00	\$2,274,150.00	\$2,761,220.00	\$483,590.00	\$152,600.00	\$29,538,162.00
1730	Greensburg Community Schools	\$11,405,112.00	\$1,449,506.00	\$1,412,274.00	\$321,040.00	\$69,700.00	\$14,657,632.00
4245	Greenwood Community Sch Corp	\$21,348,593.00	\$2,516,996.00	\$2,719,884.00	\$349,690.00	\$117,800.00	\$27,052,963.00
4700	Griffith Public Schools	\$12,909,024.00	\$1,871,953.00	\$1,103,462.00	\$286,230.00	\$71,300.00	\$16,241,969.00
7610	Hamilton Community Schools	\$1,536,024.00	\$117,719.00	\$158,792.00	\$30,680.00	\$3,300.00	\$1,846,515.00
3025	Hamilton Heights School Corp	\$11,988,534.00	\$858,529.00	\$1,316,888.00	\$265,290.00	\$78,600.00	\$14,507,841.00
3005	Hamilton Southeastern Schools	\$114,985,686.00	\$2,714,367.00	\$9,438,768.00	\$1,440,040.00	\$940,800.00	\$129,519,661.00
9705	Hammond Academy of Science & Tech	\$2,959,656.00	\$420,573.00	\$154,848.00	\$89,520.00	\$22,800.00	\$3,647,397.00
4580	Hanover Community School Corp	\$12,744,504.00	\$681,779.00	\$1,006,790.00	\$532,230.00	\$64,200.00	\$15,029,503.00
9990	Heritage Inst of Arts and Tech	\$861,672.00	\$242,043.00	\$62,074.00	\$0.00	\$0.00	\$1,165,789.00
9805	Hoosier Academy - Indianapolis	\$990,120.00	\$140,502.00	\$113,848.00	\$0.00	\$1,100.00	\$1,245,570.00
9655	Hope Academy	\$144,504.00	\$19,111.00	\$6,900.00	\$0.00	\$0.00	\$170,515.00
3625	Huntington Co Com Sch Corp	\$26,796,554.00	\$3,169,974.00	\$3,205,040.00	\$702,870.00	\$156,700.00	\$34,031,138.00
9625	IN Acad for Sci Math Humanities	\$1,643,064.00	\$49,433.00	\$32,268.00	\$0.00	\$154,900.00	\$1,879,665.00
9505	IN Agriculture and Technology Ch School	\$690,408.00	\$35,107.00	\$74,668.00	\$2,190.00	\$0.00	\$802,373.00
9035	IN Connections Career Academy HS Virtual Charter School	\$1,488,391.00	\$167,095.00	\$330,744.00	\$2,190.00	\$0.00	\$1,988,420.00
9905	Indiana Connections Academy	\$23,053,205.00	\$3,045,380.00	\$3,918,040.00	\$0.00	\$33,400.00	\$30,050,025.00
9785	Indiana Math and Science Academy	\$3,034,584.00	\$762,314.00	\$138,312.00	\$0.00	\$0.00	\$3,935,210.00
9895	Indiana Math Science Academy North	\$3,687,528.00	\$913,903.00	\$325,834.00	\$23,800.00	\$6,700.00	\$4,957,765.00
9155	Indiana Virtual Pathways Academy	\$30,018,298.00	\$4,876,353.00	\$890,160.00	\$0.00	\$2,200.00	\$35,787,011.00
9890	Indiana Virtual School	\$4,758,998.00	\$763,991.00	\$417,452.00	\$2,190.00	\$12,100.00	\$5,954,731.00
9780	Indianapolis Acad of Excel -Chlng Fnd Aca	\$781,392.00	\$274,829.00	\$66,012.00	\$0.00	\$0.00	\$1,122,233.00
9770	Indianapolis Lighthouse East	\$1,921,368.00	\$713,132.00	\$219,316.00	\$12,750.00	\$0.00	\$2,866,566.00
9670	Indianapolis Metropolitan High School	\$1,252,368.00	\$414,063.00	\$212,360.00	\$0.00	\$2,200.00	\$1,880,991.00
5385	Indianapolis Public Schools	\$164,343,864.00	\$51,173,830.00	\$20,638,254.00	\$1,755,210.00	\$344,100.00	\$238,255,258.00
9575	Indpls Lighthouse Charter School	\$4,757,928.00	\$1,768,461.00	\$216,180.00	\$50,970.00	\$33,400.00	\$6,826,939.00
9120	Insight School of Indiana	\$3,906,425.00	\$833,773.00	\$504,088.00	\$0.00	\$1,100.00	\$5,245,386.00
9735	Inspire Academy	\$931,248.00	\$300,811.00	\$246,264.00	\$0.00	\$0.00	\$1,478,323.00
9330	Irvington Community School	\$5,277,072.00	\$813,736.00	\$470,244.00	\$0.00	\$17,700.00	\$6,578,752.00
6900	Jac-Cen-Del Community Sch Corp	\$4,377,936.00	\$493,000.00	\$402,652.00	\$168,200.00	\$32,700.00	\$5,474,488.00
3945	Jay School Corp	\$16,751,653.00	\$2,058,118.00	\$2,501,302.00	\$979,310.00	\$91,800.00	\$22,382,183.00
4015	Jennings County Schools	\$22,288,939.00	\$3,465,030.00	\$2,632,582.00	\$529,960.00	\$82,600.00	\$28,999,111.00
7150	John Glenn School Corporation	\$10,489,920.00	\$819,202.00	\$765,648.00	\$177,890.00	\$40,700.00	\$12,293,360.00
9495	Joshua Academy	\$1,073,076.00	\$318,242.00	\$22,100.00	\$0.00	\$0.00	\$1,413,418.00
3785	Kankakee Valley School Corp	\$17,736,528.00	\$1,667,771.00	\$1,971,630.00	\$625,830.00	\$129,600.00	\$22,131,359.00
9400	KIPP Indpls College Preparatory	\$1,578,840.00	\$649,059.00	\$152,968.00	\$0.00	\$0.00	\$2,380,867.00
9410	KIPP Indy Unite Elementary	\$2,718,816.00	\$1,137,656.00	\$108,868.00	\$0.00	\$0.00	\$3,965,340.00
7525	Knox Community School Corp	\$9,598,116.00	\$1,707,898.00	\$654,050.00	\$368,130.00	\$45,500.00	\$12,373,694.00
3500	Kokomo School Corporation	\$30,312,765.00	\$7,604,811.00	\$3,279,692.00	\$738,340.00	\$108,300.00	\$42,043,908.00
7855	Lafayette School Corporation	\$40,214,553.00	\$8,291,321.00	\$6,120,258.00	\$661,150.00	\$109,200.00	\$55,396,482.00
4615	Lake Central School Corp	\$50,624,568.00	\$2,319,820.00	\$5,074,152.00	\$1,266,120.00	\$338,600.00	\$59,623,260.00

Note that tuition support calculations for school corporations 5385 and 4690 may include innovation network charter schools as well as turnaround academies.

Appendix C: FY2019 State Tuition Support by School Corporation

Corp	Name	FY19 Basic Grant	FY19 Complexity Grant	FY19 Special Education Grant	FY19 Career and Technical Grant	FY19 Honors Grant	FY19 Tuition Support
4650	Lake Ridge Schools	\$9,687,120.00	\$3,246,995.00	\$1,054,920.00	\$1,236,310.00	\$32,900.00	\$15,258,245.00
4680	Lake Station Community Schools	\$6,481,272.00	\$1,639,294.00	\$731,148.00	\$83,840.00	\$26,900.00	\$8,962,454.00
4535	Lakeland School Corporation	\$9,992,184.00	\$892,650.00	\$1,249,690.00	\$388,620.00	\$47,400.00	\$12,570,544.00
3160	Lanesville Community School Corp	\$4,090,534.00	\$115,769.00	\$297,654.00	\$144,720.00	\$39,600.00	\$4,688,277.00
4945	LaPorte Community School Corp	\$32,069,184.00	\$5,106,322.00	\$3,418,230.00	\$561,110.00	\$202,000.00	\$41,356,846.00
1620	Lawrenceburg Com School Corp	\$10,911,229.00	\$1,468,979.00	\$1,083,672.00	\$280,750.00	\$80,100.00	\$13,824,730.00
0665	Lebanon Community School Corp	\$18,378,768.00	\$1,960,265.00	\$2,470,358.00	\$601,330.00	\$100,300.00	\$23,511,021.00
0815	Lewis Cass School Corp	\$7,163,652.00	\$774,965.00	\$523,124.00	\$177,540.00	\$46,600.00	\$8,685,881.00
1895	Liberty-Perry Com School Corp	\$6,395,640.00	\$940,130.00	\$620,768.00	\$96,920.00	\$37,200.00	\$8,090,658.00
2950	Linton-Stockton School Corp	\$7,337,592.00	\$944,194.00	\$559,230.00	\$231,130.00	\$24,200.00	\$9,096,346.00
0875	Logansport Community Sch Corp	\$22,405,773.00	\$3,561,731.00	\$1,942,408.00	\$939,000.00	\$105,500.00	\$28,954,412.00
5525	Loogootee Community Sch Corp	\$4,506,384.00	\$433,563.00	\$515,456.00	\$125,990.00	\$30,500.00	\$5,611,893.00
8445	M S D Bluffton-Harrison	\$8,645,942.00	\$934,172.00	\$891,964.00	\$189,150.00	\$47,700.00	\$10,708,928.00
6460	M S D Boone Township	\$6,144,096.00	\$525,727.00	\$736,008.00	\$148,510.00	\$27,500.00	\$7,581,841.00
5300	M S D Decatur Township	\$35,596,206.00	\$6,216,367.00	\$4,141,774.00	\$597,920.00	\$113,600.00	\$46,665,867.00
5330	M S D Lawrence Township	\$83,305,218.00	\$14,481,909.00	\$8,980,276.00	\$2,439,020.00	\$417,700.00	\$109,624,123.00
5925	M S D Martinsville Schools	\$23,018,952.00	\$3,095,989.00	\$2,414,140.00	\$773,730.00	\$125,600.00	\$29,428,411.00
6590	M S D Mount Vernon	\$10,626,771.00	\$1,574,041.00	\$1,585,890.00	\$208,590.00	\$55,400.00	\$14,050,692.00
6600	M S D North Posey Co Schools	\$7,471,392.00	\$611,629.00	\$841,780.00	\$264,570.00	\$60,600.00	\$9,249,971.00
4860	M S D of New Durham Township	\$4,800,744.00	\$565,379.00	\$467,676.00	\$134,300.00	\$21,300.00	\$5,989,399.00
5340	M S D Perry Township	\$87,778,955.00	\$15,619,471.00	\$9,441,564.00	\$988,690.00	\$279,700.00	\$114,108,380.00
5350	M S D Pike Township	\$59,262,696.00	\$10,243,522.00	\$5,249,824.00	\$1,084,690.00	\$206,900.00	\$76,047,632.00
2960	M S D Shakamak Schools	\$3,997,944.00	\$693,425.00	\$397,270.00	\$105,010.00	\$16,900.00	\$5,210,549.00
0125	M S D Southwest Allen County Schools	\$39,741,276.00	\$1,387,529.00	\$3,064,200.00	\$893,390.00	\$346,900.00	\$45,433,295.00
7615	M S D Steuben County	\$14,643,072.00	\$1,534,704.00	\$1,546,982.00	\$277,130.00	\$84,400.00	\$18,086,288.00
8050	M S D Wabash County Schools	\$10,768,224.00	\$1,324,399.00	\$1,057,544.00	\$317,200.00	\$47,300.00	\$13,514,667.00
8115	M S D Warren County	\$7,219,848.00	\$798,702.00	\$689,900.00	\$264,730.00	\$39,300.00	\$9,012,480.00
5360	M S D Warren Township	\$63,565,704.00	\$14,652,655.00	\$6,894,104.00	\$1,674,740.00	\$154,500.00	\$86,941,703.00
5370	M S D Washington Township	\$59,259,913.00	\$9,451,580.00	\$6,772,776.00	\$926,420.00	\$349,900.00	\$76,760,589.00
5375	M S D Wayne Township	\$88,152,524.00	\$18,926,933.00	\$10,221,204.00	\$1,779,970.00	\$413,200.00	\$119,493,831.00
5615	Maconaquah School Corp	\$11,255,256.00	\$1,763,134.00	\$1,117,728.00	\$319,690.00	\$54,000.00	\$14,509,808.00
3995	Madison Consolidated Schools	\$13,814,368.00	\$1,984,060.00	\$1,491,196.00	\$475,650.00	\$102,500.00	\$17,867,774.00
2825	Madison-Grant United Sch Corp	\$5,876,496.00	\$848,666.00	\$618,724.00	\$169,690.00	\$47,700.00	\$7,561,276.00
8045	Manchester Community Schools	\$8,408,688.00	\$849,054.00	\$857,232.00	\$253,160.00	\$44,400.00	\$10,412,534.00
9915	Marion Academy	\$904,488.00	\$267,407.00	\$180,872.00	\$0.00	\$0.00	\$1,352,767.00
2865	Marion Community Schools	\$19,213,680.00	\$5,937,034.00	\$2,139,364.00	\$499,980.00	\$95,200.00	\$27,885,258.00
9955	Mays Community Academy	\$1,134,624.00	\$204,224.00	\$378,480.00	\$0.00	\$0.00	\$1,717,328.00
3640	Medora Community School Corp	\$813,504.00	\$202,423.00	\$95,762.00	\$25,450.00	\$11,100.00	\$1,148,239.00
4600	Merrillville Community School	\$33,892,236.00	\$6,053,234.00	\$3,499,956.00	\$1,163,710.00	\$116,400.00	\$44,725,536.00
4925	Michigan City Area Schools	\$29,232,624.00	\$8,553,547.00	\$4,025,692.00	\$609,190.00	\$102,400.00	\$42,523,453.00
2275	Middlebury Community Schools	\$24,480,904.00	\$1,053,841.00	\$1,915,406.00	\$552,800.00	\$148,900.00	\$28,151,851.00
6910	Milan Community Schools	\$5,780,160.00	\$648,616.00	\$639,200.00	\$193,720.00	\$48,100.00	\$7,309,796.00
3335	Mill Creek Community Sch Corp	\$7,787,160.00	\$462,923.00	\$921,532.00	\$122,370.00	\$85,200.00	\$9,379,185.00
2855	Mississinewa Community School Corp	\$12,379,176.00	\$2,407,417.00	\$1,744,548.00	\$285,000.00	\$76,900.00	\$16,892,141.00
5085	Mitchell Community Schools	\$8,300,952.00	\$1,219,102.00	\$1,076,588.00	\$143,440.00	\$37,800.00	\$10,777,882.00
6820	Monroe Central School Corp	\$5,726,640.00	\$805,057.00	\$672,148.00	\$128,360.00	\$34,500.00	\$7,366,705.00
5740	Monroe County Com Sch Corp	\$58,334,124.00	\$6,588,312.00	\$6,384,978.00	\$1,037,470.00	\$452,800.00	\$72,797,684.00
5900	Monroe-Gregg School District	\$7,995,888.00	\$729,117.00	\$986,822.00	\$215,240.00	\$131,600.00	\$9,958,667.00
5930	Mooresville Con School Corp	\$23,591,616.00	\$2,522,522.00	\$2,482,542.00	\$556,000.00	\$159,300.00	\$29,311,980.00
3135	Mt Vernon Community Sch Corp	\$22,055,592.00	\$1,179,884.00	\$2,166,320.00	\$497,620.00	\$123,300.00	\$26,022,716.00

Note that tuition support calculations for school corporations 5385 and 4690 may include innovation network charter schools as well as turnaround academies.

Appendix C: FY2019 State Tuition Support by School Corporation

Corp	Name	FY19 Basic Grant	FY19 Complexity Grant	FY19 Special Education Grant	FY19 Career and Technical Grant	FY19 Honors Grant	FY19 Tuition Support
1970	Muncie Community Schools	\$27,113,232.00	\$8,623,649.00	\$3,668,058.00	\$304,070.00	\$89,200.00	\$39,798,209.00
9730	Neighbors New Vista High School	\$1,230,960.00	\$201,784.00	\$181,848.00	\$46,500.00	\$0.00	\$1,661,092.00
8305	Nettle Creek School Corp	\$5,904,755.00	\$576,695.00	\$638,818.00	\$184,930.00	\$26,400.00	\$7,331,598.00
2400	New Albany-Floyd Co Con Sch	\$62,012,232.00	\$7,828,002.00	\$7,380,774.00	\$1,098,280.00	\$413,600.00	\$78,732,888.00
3445	New Castle Community Sch Corp	\$16,425,288.00	\$3,182,338.00	\$1,873,362.00	\$314,500.00	\$80,900.00	\$21,876,388.00
4805	New Prairie United School Corp	\$16,136,280.00	\$1,395,644.00	\$1,585,486.00	\$419,200.00	\$86,300.00	\$19,622,910.00
4255	Nineveh-Hensley-Jackson United	\$9,976,449.00	\$657,715.00	\$923,216.00	\$231,330.00	\$66,100.00	\$11,854,810.00
3070	Noblesville Schools	\$55,918,873.00	\$2,688,223.00	\$6,653,786.00	\$989,480.00	\$312,600.00	\$66,562,962.00
0025	North Adams Community Schools	\$9,157,272.00	\$1,251,614.00	\$851,334.00	\$273,540.00	\$73,800.00	\$11,607,560.00
6375	North Central Parke Con Sch Corp	\$6,085,224.00	\$1,046,199.00	\$663,644.00	\$167,810.00	\$43,700.00	\$8,006,577.00
1375	North Daviess Com Schools	\$6,358,176.00	\$569,682.00	\$466,728.00	\$87,470.00	\$33,400.00	\$7,515,456.00
2735	North Gibson School Corp	\$10,695,597.00	\$1,783,679.00	\$1,634,998.00	\$132,800.00	\$48,500.00	\$14,295,574.00
3180	North Harrison Com School Corp	\$11,506,800.00	\$1,301,868.00	\$1,261,882.00	\$429,990.00	\$68,700.00	\$14,569,240.00
7515	North Judson-San Pierre Sch Corp	\$5,437,578.00	\$974,406.00	\$558,300.00	\$167,420.00	\$17,600.00	\$7,155,304.00
4315	North Knox School Corp	\$7,193,088.00	\$1,279,004.00	\$568,258.00	\$164,550.00	\$44,100.00	\$9,249,000.00
5075	North Lawrence Com Schools	\$24,977,784.00	\$3,124,930.00	\$3,306,046.00	\$710,240.00	\$172,900.00	\$32,291,900.00
5620	North Miami Community Schools	\$4,592,016.00	\$401,424.00	\$410,684.00	\$171,620.00	\$30,500.00	\$5,606,244.00
5835	North Montgomery Com Sch Corp	\$9,638,952.00	\$790,351.00	\$1,100,090.00	\$302,300.00	\$73,400.00	\$11,905,093.00
5945	North Newton School Corp	\$6,718,152.00	\$867,146.00	\$665,474.00	\$160,140.00	\$48,900.00	\$8,459,812.00
6715	North Putnam Community Schools	\$7,203,792.00	\$801,691.00	\$1,068,228.00	\$303,680.00	\$47,800.00	\$9,425,191.00
7385	North Spencer County Sch Corp	\$10,401,612.00	\$643,104.00	\$1,157,738.00	\$293,260.00	\$88,000.00	\$12,583,714.00
8010	North Vermillion Com Sch Corp	\$4,014,000.00	\$605,700.00	\$311,078.00	\$149,990.00	\$28,300.00	\$5,109,068.00
3295	North West Hendricks Schools	\$9,865,770.00	\$330,758.00	\$933,256.00	\$184,070.00	\$93,900.00	\$11,407,754.00
8515	North White School Corp	\$4,586,664.00	\$547,443.00	\$315,028.00	\$98,480.00	\$29,000.00	\$5,576,615.00
2040	Northeast Dubois Co Sch Corp	\$4,383,288.00	\$140,573.00	\$730,838.00	\$158,000.00	\$34,100.00	\$5,446,799.00
7645	Northeast School Corp	\$4,452,864.00	\$709,322.00	\$597,504.00	\$150,260.00	\$20,200.00	\$5,930,150.00
8375	Northeastern Wayne Schools	\$6,995,064.00	\$607,781.00	\$679,680.00	\$103,210.00	\$50,300.00	\$8,436,035.00
8435	Northern Wells Com Schools	\$13,302,985.00	\$853,260.00	\$1,091,086.00	\$329,930.00	\$88,000.00	\$15,665,261.00
0225	Northwest Allen County Schools	\$41,143,339.00	\$1,150,814.00	\$3,395,234.00	\$880,350.00	\$313,200.00	\$46,882,937.00
7350	Northwestern Con School Corp	\$7,888,848.00	\$657,271.00	\$790,476.00	\$144,580.00	\$57,300.00	\$9,538,475.00
3470	Northwestern School Corp	\$9,749,043.00	\$598,240.00	\$620,814.00	\$171,510.00	\$80,400.00	\$11,220,007.00
5625	Oak Hill United School Corp	\$9,136,934.00	\$987,837.00	\$857,404.00	\$176,460.00	\$38,200.00	\$11,196,835.00
9640	Options Charter Sch - Noblesville	\$1,600,248.00	\$145,284.00	\$972,672.00	\$32,490.00	\$0.00	\$2,750,694.00
9325	Options Charter School - Carmel	\$1,086,456.00	\$48,996.00	\$275,020.00	\$39,040.00	\$0.00	\$1,449,512.00
7495	Oregon-Davis School Corp	\$2,745,576.00	\$455,513.00	\$256,316.00	\$79,200.00	\$19,500.00	\$3,556,105.00
6145	Orleans Community Schools	\$4,586,664.00	\$531,366.00	\$481,746.00	\$101,570.00	\$22,800.00	\$5,724,146.00
9030	Otwell Miller Academy Charter School	\$470,976.00	\$98,630.00	\$34,856.00	\$0.00	\$0.00	\$604,462.00
6155	Paoli Community School Corp	\$7,246,608.00	\$1,140,935.00	\$900,188.00	\$235,230.00	\$31,900.00	\$9,554,861.00
9060	Paramount School of Excellence II	\$545,904.00	\$161,213.00	\$79,548.00	\$0.00	\$0.00	\$786,665.00
9680	Paramount School of Excellence Inc	\$4,329,768.00	\$1,473,327.00	\$355,728.00	\$0.00	\$0.00	\$6,158,823.00
7175	Penn-Harris-Madison Sch Corp	\$59,860,675.00	\$3,617,813.00	\$5,165,230.00	\$1,569,690.00	\$493,200.00	\$70,706,608.00
6325	Perry Central Com Schools Corp	\$6,433,104.00	\$604,474.00	\$720,960.00	\$284,740.00	\$43,700.00	\$8,086,978.00
5635	Peru Community Schools	\$10,493,613.00	\$1,956,769.00	\$1,116,092.00	\$351,290.00	\$53,300.00	\$13,971,064.00
9045	Phalen Academy MS Charter School	\$1,391,520.00	\$502,580.00	\$124,856.00	\$0.00	\$0.00	\$2,018,956.00
9925	Phalen Ldrshp Acad - IN Inc	\$1,139,976.00	\$313,660.00	\$10,900.00	\$0.00	\$0.00	\$1,464,536.00
6445	Pike County School Corp	\$9,098,400.00	\$1,006,519.00	\$1,138,638.00	\$425,890.00	\$74,200.00	\$11,743,647.00
9085	pilotED Schools	\$422,808.00	\$154,580.00	\$11,400.00	\$0.00	\$0.00	\$588,788.00
0775	Pioneer Regional School Corp	\$4,950,600.00	\$409,525.00	\$347,972.00	\$137,560.00	\$27,900.00	\$5,873,557.00
3330	Plainfield Community Sch Corp	\$29,762,472.00	\$1,905,087.00	\$3,060,184.00	\$744,470.00	\$193,700.00	\$35,665,913.00
5485	Plymouth Community School Corp	\$18,568,496.00	\$1,863,858.00	\$1,543,470.00	\$718,750.00	\$61,300.00	\$22,755,874.00

Note that tuition support calculations for school corporations 5385 and 4690 may include innovation network charter schools as well as turnaround academies.

Appendix C: FY2019 State Tuition Support by School Corporation

Corp	Name	FY19 Basic Grant	FY19 Complexity Grant	FY19 Special Education Grant	FY19 Career and Technical Grant	FY19 Honors Grant	FY19 Tuition Support
6550	Portage Township Schools	\$40,086,480.00	\$5,929,608.00	\$4,796,684.00	\$978,690.00	\$182,100.00	\$51,973,562.00
6520	Porter Township School Corp	\$7,626,600.00	\$327,294.00	\$930,394.00	\$120,750.00	\$45,100.00	\$9,050,138.00
4515	Prairie Heights Com Sch Corp	\$7,003,092.00	\$653,399.00	\$997,004.00	\$199,150.00	\$42,900.00	\$8,895,545.00
6825	Randolph Central School Corp	\$7,637,304.00	\$1,151,432.00	\$813,354.00	\$117,700.00	\$22,800.00	\$9,742,590.00
6835	Randolph Eastern School Corp	\$4,575,960.00	\$818,192.00	\$403,634.00	\$149,250.00	\$23,500.00	\$5,970,536.00
6805	Randolph Southern School Corp	\$2,708,112.00	\$409,364.00	\$266,854.00	\$53,190.00	\$15,400.00	\$3,452,920.00
9690	Renaissance Academy Charter	\$1,225,608.00	\$75,451.00	\$31,256.00	\$0.00	\$0.00	\$1,332,315.00
3815	Rensselaer Central School Corp	\$8,313,369.00	\$1,151,119.00	\$1,044,904.00	\$313,420.00	\$61,300.00	\$10,884,112.00
5705	Richland-Bean Blossom C S C	\$13,896,468.00	\$1,315,854.00	\$1,719,938.00	\$216,630.00	\$97,300.00	\$17,246,190.00
8385	Richmond Community Schools	\$24,624,552.00	\$6,500,155.00	\$3,790,716.00	\$521,620.00	\$69,600.00	\$35,506,643.00
6080	Rising Sun-Ohio Co Com	\$4,265,544.00	\$366,676.00	\$442,134.00	\$158,760.00	\$24,600.00	\$5,257,714.00
4590	River Forest Community Sch Corp	\$8,889,672.00	\$2,440,657.00	\$737,124.00	\$102,750.00	\$10,000.00	\$12,180,203.00
2645	Rochester Community Sch Corp	\$9,115,794.00	\$1,280,299.00	\$947,994.00	\$306,920.00	\$59,500.00	\$11,710,507.00
9875	Rock Creek Community Academy	\$2,788,392.00	\$167,236.00	\$451,452.00	\$6,570.00	\$9,900.00	\$3,423,550.00
1180	Rossville Con School District	\$5,196,792.00	\$384,186.00	\$400,040.00	\$196,720.00	\$35,600.00	\$6,213,338.00
9465	Rural Community Schools Inc	\$695,760.00	\$134,203.00	\$168,260.00	\$0.00	\$0.00	\$998,223.00
6995	Rush County Schools	\$10,859,208.00	\$1,319,804.00	\$1,094,448.00	\$250,650.00	\$41,500.00	\$13,565,610.00
8205	Salem Community Schools	\$9,735,288.00	\$1,472,881.00	\$1,156,322.00	\$170,960.00	\$52,900.00	\$12,588,351.00
4670	School City of East Chicago	\$20,027,184.00	\$7,560,412.00	\$2,767,588.00	\$267,230.00	\$38,400.00	\$30,660,814.00
4710	School City of Hammond	\$67,001,688.00	\$17,411,801.00	\$6,821,256.00	\$959,150.00	\$174,100.00	\$92,367,995.00
4730	School City of Hobart	\$21,559,836.00	\$2,487,700.00	\$2,054,700.00	\$1,155,330.00	\$97,800.00	\$27,355,426.00
7200	School City of Mishawaka	\$27,848,115.00	\$5,386,258.00	\$3,513,306.00	\$775,210.00	\$73,100.00	\$37,595,989.00
4720	School Town of Highland	\$17,592,024.00	\$1,641,363.00	\$1,463,186.00	\$380,620.00	\$107,600.00	\$21,184,793.00
4740	School Town of Munster	\$21,932,603.00	\$658,429.00	\$1,754,166.00	\$498,390.00	\$227,900.00	\$25,071,488.00
5400	School Town of Speedway	\$9,617,544.00	\$1,634,407.00	\$1,046,164.00	\$176,270.00	\$52,900.00	\$12,527,285.00
7230	Scott County School District 1	\$6,524,088.00	\$1,217,854.00	\$842,002.00	\$72,070.00	\$36,500.00	\$8,692,514.00
7255	Scott County School District 2	\$13,802,808.00	\$2,156,740.00	\$1,601,810.00	\$272,380.00	\$62,100.00	\$17,895,838.00
9485	SE Neighborhood Sch of Excellence	\$3,184,440.00	\$1,091,807.00	\$204,204.00	\$0.00	\$0.00	\$4,480,451.00
9985	Seven Oaks Classical School	\$1,744,752.00	\$214,938.00	\$273,220.00	\$0.00	\$0.00	\$2,232,910.00
3675	Seymour Community Schools	\$25,887,624.00	\$3,173,701.00	\$3,106,270.00	\$607,910.00	\$103,100.00	\$32,878,605.00
7285	Shelby Eastern Schools	\$5,967,480.00	\$500,356.00	\$611,392.00	\$123,460.00	\$36,300.00	\$7,238,988.00
7365	Shelbyville Central Schools	\$20,755,056.00	\$2,887,598.00	\$2,372,166.00	\$664,950.00	\$115,400.00	\$26,795,170.00
3435	Shenandoah School Corporation	\$7,562,376.00	\$686,577.00	\$585,408.00	\$240,260.00	\$37,800.00	\$9,112,421.00
3055	Sheridan Community Schools	\$5,592,840.00	\$469,675.00	\$817,514.00	\$60,750.00	\$26,400.00	\$6,967,179.00
5520	Shoals Community School Corp	\$3,296,832.00	\$476,119.00	\$499,458.00	\$47,300.00	\$15,800.00	\$4,335,509.00
9315	Signature School Inc	\$2,097,984.00	\$391,910.00	\$27,512.00	\$0.00	\$66,100.00	\$2,583,506.00
9760	Smith Academy for Excellence	\$465,624.00	\$162,506.00	\$64,356.00	\$0.00	\$0.00	\$692,486.00
8625	Smith-Green Community Schools	\$6,149,448.00	\$281,792.00	\$646,660.00	\$126,640.00	\$41,800.00	\$7,246,340.00
0035	South Adams Schools	\$6,472,655.00	\$690,368.00	\$731,264.00	\$175,470.00	\$35,600.00	\$8,105,357.00
7205	South Bend Community Sch Corp	\$88,791,821.00	\$22,669,288.00	\$11,214,876.00	\$1,512,860.00	\$336,000.00	\$124,524,845.00
4940	South Central Com School Corp	\$4,881,024.00	\$346,314.00	\$367,134.00	\$173,610.00	\$43,700.00	\$5,811,782.00
1600	South Dearborn Com School Corp	\$12,421,992.00	\$1,740,541.00	\$1,377,538.00	\$286,550.00	\$47,000.00	\$15,873,621.00
2765	South Gibson School Corp	\$10,842,189.00	\$728,404.00	\$1,112,674.00	\$214,470.00	\$69,700.00	\$12,967,437.00
3190	South Harrison Com Schools	\$15,953,456.00	\$1,912,567.00	\$1,784,418.00	\$543,960.00	\$81,500.00	\$20,275,901.00
3415	South Henry School Corp	\$4,014,000.00	\$442,463.00	\$339,690.00	\$158,530.00	\$26,100.00	\$4,980,783.00
4325	South Knox School Corp	\$6,684,648.00	\$498,601.00	\$448,276.00	\$111,550.00	\$48,100.00	\$7,791,175.00
5255	South Madison Com Sch Corp	\$23,324,016.00	\$1,534,583.00	\$2,328,088.00	\$342,940.00	\$156,000.00	\$27,685,627.00
5845	South Montgomery Com Sch Corp	\$8,889,672.00	\$864,102.00	\$932,046.00	\$314,930.00	\$48,100.00	\$11,048,850.00
5995	South Newton School Corp	\$4,468,920.00	\$707,738.00	\$487,176.00	\$159,670.00	\$22,400.00	\$5,845,904.00
6705	South Putnam Community Schools	\$5,699,880.00	\$549,902.00	\$562,576.00	\$298,810.00	\$37,800.00	\$7,148,968.00

Note that tuition support calculations for school corporations 5385 and 4690 may include innovation network charter schools as well as turnaround academies.

Appendix C: FY2019 State Tuition Support by School Corporation

Corp	Name	FY19 Basic Grant	FY19 Complexity Grant	FY19 Special Education Grant	FY19 Career and Technical Grant	FY19 Honors Grant	FY19 Tuition Support
6865	South Ripley Com Sch Corp	\$5,972,832.00	\$965,664.00	\$684,594.00	\$238,610.00	\$46,000.00	\$7,907,700.00
7445	South Spencer County Sch Corp	\$6,256,060.00	\$778,138.00	\$785,610.00	\$126,150.00	\$24,600.00	\$7,970,558.00
8020	South Vermillion Com Sch Corp	\$8,793,336.00	\$1,439,104.00	\$946,932.00	\$297,960.00	\$52,200.00	\$11,529,532.00
2100	Southeast Dubois Co Sch Corp	\$6,750,371.00	\$178,988.00	\$649,542.00	\$229,740.00	\$44,000.00	\$7,852,641.00
2455	Southeast Fountain School Corp	\$5,592,840.00	\$866,127.00	\$576,430.00	\$200,110.00	\$43,400.00	\$7,278,907.00
3115	Southern Hancock Co Com Sch Corp	\$19,615,080.00	\$1,035,033.00	\$2,054,884.00	\$253,080.00	\$150,100.00	\$23,108,177.00
8425	Southern Wells Com Schools	\$4,628,463.00	\$397,570.00	\$276,304.00	\$122,970.00	\$25,700.00	\$5,451,007.00
2110	Southwest Dubois Co Sch Corp	\$9,200,088.00	\$702,040.00	\$852,988.00	\$214,290.00	\$44,400.00	\$11,013,806.00
6260	Southwest Parke Com Sch Corp	\$5,373,408.00	\$981,741.00	\$541,426.00	\$187,330.00	\$35,000.00	\$7,118,905.00
7715	Southwest School Corp	\$9,200,088.00	\$1,232,523.00	\$887,520.00	\$224,820.00	\$49,200.00	\$11,594,151.00
7360	Southwestern Con Sch Shelby Co	\$3,248,664.00	\$288,501.00	\$260,640.00	\$81,570.00	\$27,900.00	\$3,907,275.00
4000	Southwestern-Jefferson Co Con	\$7,059,395.00	\$1,168,876.00	\$738,790.00	\$162,870.00	\$37,900.00	\$9,167,831.00
6195	Spencer-Owen Community Schools	\$12,667,702.00	\$1,909,008.00	\$1,825,034.00	\$370,550.00	\$56,500.00	\$16,828,794.00
6160	Springs Valley Com School Corp	\$4,463,568.00	\$627,794.00	\$457,370.00	\$155,300.00	\$30,900.00	\$5,734,932.00
9980	Steel City Academy/Global Leadership Acad	\$2,392,344.00	\$926,220.00	\$224,292.00	\$0.00	\$0.00	\$3,542,856.00
9960	Success Academy Primary School	\$3,270,072.00	\$997,048.00	\$348,364.00	\$0.00	\$0.00	\$4,615,484.00
1560	Sunman-Dearborn Com Sch Corp	\$19,659,127.00	\$925,581.00	\$2,013,472.00	\$532,590.00	\$161,000.00	\$23,291,770.00
7775	Switzerland County School Corp	\$7,878,144.00	\$1,208,056.00	\$908,458.00	\$421,760.00	\$31,900.00	\$10,448,318.00
3460	Taylor Community School Corp	\$6,722,112.00	\$1,312,156.00	\$687,988.00	\$100,050.00	\$37,500.00	\$8,859,806.00
6350	Tell City-Troy Twp School Corp	\$7,536,258.00	\$964,773.00	\$1,002,450.00	\$231,470.00	\$29,400.00	\$9,764,351.00
9460	Thea Bowman Leadership Academy	\$5,748,048.00	\$1,787,942.00	\$321,996.00	\$750.00	\$20,700.00	\$7,879,436.00
9740	Thurgood Marshall Leadership Academy	\$620,832.00	\$306,580.00	\$15,500.00	\$0.00	\$0.00	\$942,912.00
9350	Timothy L Johnson Academy	\$1,675,176.00	\$760,662.00	\$67,180.00	\$0.00	\$0.00	\$2,503,018.00
9195	Timothy L Johnson Leadership Academy MS	\$283,656.00	\$107,682.00	\$21,656.00	\$0.00	\$0.00	\$412,994.00
9940	Tindley Collegiate Academy	\$1,503,912.00	\$310,570.00	\$113,380.00	\$0.00	\$0.00	\$1,927,862.00
9425	Tindley Genesis Academy	\$1,156,032.00	\$283,144.00	\$55,412.00	\$0.00	\$0.00	\$1,494,588.00
9945	Tindley Renaissance Academy	\$2,194,320.00	\$525,403.00	\$94,880.00	\$0.00	\$0.00	\$2,814,603.00
9430	Tindley Summit Academy	\$1,386,168.00	\$440,243.00	\$53,656.00	\$0.00	\$0.00	\$1,880,067.00
7865	Tippecanoe School Corp	\$73,114,956.00	\$5,893,459.00	\$8,165,970.00	\$1,082,170.00	\$363,600.00	\$88,620,155.00
4445	Tippecanoe Valley School Corp	\$9,549,092.00	\$995,143.00	\$1,097,336.00	\$363,240.00	\$58,000.00	\$12,062,811.00
7945	Tipton Community School Corp	\$8,199,264.00	\$738,991.00	\$683,374.00	\$207,710.00	\$43,300.00	\$9,872,639.00
7935	Tri-Central Community Schools	\$4,024,704.00	\$350,229.00	\$312,428.00	\$52,950.00	\$24,200.00	\$4,764,511.00
8535	Tri-County School Corp	\$3,462,744.00	\$366,131.00	\$338,696.00	\$194,770.00	\$41,200.00	\$4,403,541.00
4645	Tri-Creek School Corp	\$17,594,700.00	\$1,202,995.00	\$1,500,640.00	\$877,490.00	\$131,700.00	\$21,307,525.00
5495	Triton School Corporation	\$4,940,592.00	\$494,613.00	\$381,570.00	\$105,290.00	\$34,500.00	\$5,956,565.00
4915	Tri-Township Cons School Corp	\$1,980,240.00	\$207,281.00	\$219,854.00	\$70,570.00	\$4,400.00	\$2,482,345.00
8565	Twin Lakes School Corp	\$12,652,128.00	\$1,226,490.00	\$936,134.00	\$510,570.00	\$77,500.00	\$15,402,822.00
7950	Union Co-Clg Corner Joint Sch Dist	\$6,930,840.00	\$693,861.00	\$779,218.00	\$162,530.00	\$40,700.00	\$8,607,149.00
6795	Union School Corporation	\$17,517,096.00	\$3,800,444.00	\$2,228,428.00	\$24,260.00	\$12,500.00	\$23,582,728.00
6530	Union Township School Corp	\$7,835,328.00	\$526,923.00	\$848,040.00	\$222,470.00	\$61,300.00	\$9,494,061.00
7215	Union-North United School Corp	\$6,438,510.00	\$765,066.00	\$590,918.00	\$145,180.00	\$22,400.00	\$7,962,074.00
6560	Valparaiso Community Schools	\$33,825,603.00	\$2,375,376.00	\$3,909,158.00	\$476,060.00	\$289,500.00	\$40,875,697.00
9080	Vanguard Collegiate of Indianapolis	\$326,472.00	\$102,262.00	\$28,256.00	\$0.00	\$0.00	\$456,990.00
8030	Vigo County School Corp	\$76,870,776.00	\$14,512,088.00	\$8,795,726.00	\$2,070,600.00	\$380,000.00	\$102,629,190.00
4335	Vincennes Community Sch Corp	\$14,536,032.00	\$2,991,239.00	\$1,530,910.00	\$188,660.00	\$70,900.00	\$19,317,741.00
9935	Vision Academy	\$2,285,304.00	\$812,397.00	\$254,636.00	\$0.00	\$0.00	\$3,352,337.00
8060	Wabash City Schools	\$8,264,130.00	\$1,355,784.00	\$1,066,810.00	\$260,960.00	\$43,700.00	\$10,991,384.00
2285	Wa-Nee Community Schools	\$16,392,106.00	\$798,840.00	\$1,566,502.00	\$310,670.00	\$116,300.00	\$19,184,418.00
8130	Warrick County School Corp	\$54,290,688.00	\$3,701,241.00	\$5,962,802.00	\$778,170.00	\$301,200.00	\$65,034,101.00
4415	Warsaw Community Schools	\$36,974,078.00	\$3,745,560.00	\$3,935,462.00	\$1,138,050.00	\$253,600.00	\$46,046,750.00

Note that tuition support calculations for school corporations 5385 and 4690 may include innovation network charter schools as well as turnaround academies.

Appendix C: FY2019 State Tuition Support by School Corporation

Corp	Name	FY19 Basic Grant	FY19 Complexity Grant	FY19 Special Education Grant	FY19 Career and Technical Grant	FY19 Honors Grant	FY19 Tuition Support
1405	Washington Com Schools	\$13,759,029.00	\$2,440,120.00	\$1,916,010.00	\$277,540.00	\$64,000.00	\$18,456,699.00
4345	Wawasee Community School Corp	\$15,820,566.00	\$1,559,768.00	\$1,854,920.00	\$571,620.00	\$84,000.00	\$19,890,874.00
1885	Wes-Del Community Schools	\$4,677,648.00	\$639,960.00	\$448,976.00	\$49,210.00	\$32,000.00	\$5,847,794.00
6630	West Central School Corp	\$4,040,760.00	\$522,634.00	\$407,652.00	\$162,930.00	\$23,500.00	\$5,157,476.00
0940	West Clark Community Schools	\$24,415,824.00	\$1,519,237.00	\$2,711,380.00	\$611,250.00	\$171,000.00	\$29,428,691.00
7875	West Lafayette Com School Corp	\$12,529,032.00	\$589,885.00	\$1,026,046.00	\$120,720.00	\$114,400.00	\$14,380,083.00
6065	West Noble School Corporation	\$12,287,817.00	\$1,472,862.00	\$1,050,646.00	\$250,600.00	\$35,600.00	\$15,097,525.00
8220	West Washington School Corp	\$4,522,440.00	\$674,344.00	\$505,420.00	\$192,000.00	\$27,600.00	\$5,921,804.00
0615	Western Boone Co Com Sch Dist	\$8,889,672.00	\$687,172.00	\$821,366.00	\$223,000.00	\$81,100.00	\$10,702,310.00
3490	Western School Corp	\$14,263,080.00	\$1,317,576.00	\$1,067,284.00	\$150,990.00	\$127,600.00	\$16,926,530.00
8355	Western Wayne Schools	\$4,661,592.00	\$593,377.00	\$503,232.00	\$169,460.00	\$44,900.00	\$5,972,561.00
3030	Westfield-Washington Schools	\$42,971,476.00	\$1,406,529.00	\$4,499,730.00	\$1,250,870.00	\$326,200.00	\$50,454,805.00
4525	Westview School Corporation	\$11,870,736.00	\$679,529.00	\$1,114,060.00	\$166,850.00	\$48,800.00	\$13,879,975.00
2980	White River Valley Sch Dist	\$4,110,336.00	\$659,105.00	\$366,302.00	\$170,670.00	\$23,900.00	\$5,330,313.00
4760	Whiting School City	\$6,438,456.00	\$1,089,473.00	\$589,098.00	\$194,330.00	\$46,700.00	\$8,358,057.00
4455	Whitko Community School Corp	\$7,069,992.00	\$705,929.00	\$1,150,970.00	\$164,980.00	\$42,200.00	\$9,134,071.00
8665	Whitley Co Cons Schools	\$18,833,688.00	\$1,249,104.00	\$2,046,944.00	\$735,880.00	\$90,600.00	\$22,956,216.00
1910	Yorktown Community Schools	\$14,182,800.00	\$1,551,178.00	\$987,382.00	\$246,150.00	\$96,900.00	\$17,064,410.00
0630	Zionsville Community Schools	\$37,365,737.00	\$291,553.00	\$3,500,422.00	\$186,530.00	\$334,800.00	\$41,679,042.00
	Statewide	\$5,495,779,930.00	\$763,399,098.00	\$582,207,430.00	\$120,936,610.00	\$29,412,400.00	\$6,991,735,468.00

Appendix D: FY2020 State Tuition Support by School Corporation

Corp	Name	FY20 Basic Grant	FY20 Special Education Grant	FY20 Career and Technical Grant	FY20 Honors Grant	FY20 Tuition Support
9545	21st Century Charter Sch of Gary	\$9,195,861.00	\$336,348.00	\$116,870.00	\$7,000.00	\$9,656,079.00
9970	Ace Preparatory Academy	\$1,061,055.00	\$34,931.00	\$0.00	\$0.00	\$1,095,986.00
15	Adams Central Community Schools	\$7,384,214.00	\$540,086.00	\$158,330.00	\$52,800.00	\$8,135,430.00
5265	Alexandria Com School Corp	\$9,759,937.00	\$1,033,718.00	\$188,090.00	\$37,100.00	\$11,018,845.00
9065	Allegiant Preparatory Academy Charter School	\$535,454.00	\$27,212.00	\$0.00	\$0.00	\$562,666.00
5275	Anderson Community School Corp	\$46,377,875.00	\$5,241,938.00	\$1,162,730.00	\$81,600.00	\$52,864,143.00
9790	Anderson Preparatory Academy	\$5,012,128.00	\$652,860.00	\$56,540.00	\$22,100.00	\$5,743,628.00
9615	Andrew J Brown Academy	\$4,945,936.00	\$206,224.00	\$0.00	\$0.00	\$5,152,160.00
5470	Argos Community Schools	\$3,346,976.00	\$341,139.00	\$111,180.00	\$19,100.00	\$3,818,395.00
9685	Aspire Charter Academy	\$4,853,149.00	\$357,676.00	\$0.00	\$0.00	\$5,210,825.00
2435	Attica Consolidated Sch Corp	\$3,506,470.00	\$396,315.00	\$155,450.00	\$25,000.00	\$4,083,235.00
3315	Avon Community School Corp	\$56,930,556.00	\$5,333,074.00	\$1,132,460.00	\$523,300.00	\$63,919,390.00
9645	Avondale Meadows Academy	\$2,977,952.00	\$203,136.00	\$0.00	\$0.00	\$3,181,088.00
1315	Barr-Reeve Com Schools Inc	\$5,554,527.00	\$316,935.00	\$154,890.00	\$25,300.00	\$6,051,652.00
365	Bartholomew Con School Corp	\$67,572,363.00	\$5,473,957.00	\$1,872,200.00	\$445,200.00	\$75,363,720.00
6895	Batesville Community Sch Corp	\$12,643,960.00	\$1,179,457.00	\$359,350.00	\$119,300.00	\$14,302,067.00
2260	Baugo Community Schools	\$11,323,591.00	\$787,208.00	\$382,520.00	\$68,300.00	\$12,561,619.00
5380	Beech Grove City Schools	\$19,664,403.00	\$2,044,920.00	\$800,500.00	\$44,500.00	\$22,554,323.00
395	Benton Community School Corp	\$10,613,441.00	\$1,157,783.00	\$249,070.00	\$65,300.00	\$12,085,594.00
515	Blackford County Schools	\$10,156,107.00	\$799,043.00	\$227,020.00	\$51,100.00	\$11,233,270.00
2920	Bloomfield School District	\$4,953,945.00	\$326,665.00	\$155,900.00	\$27,500.00	\$5,464,010.00
3405	Blue River Valley Schools	\$3,782,584.00	\$221,173.00	\$153,860.00	\$23,900.00	\$4,181,517.00
5480	Bremen Public Schools	\$8,518,088.00	\$709,560.00	\$287,780.00	\$40,000.00	\$9,555,428.00
670	Brown County School Corporation	\$10,734,372.00	\$1,376,760.00	\$238,360.00	\$44,800.00	\$12,394,292.00
3305	Brownsburg Community Sch Corp	\$53,083,268.00	\$4,404,996.00	\$1,208,410.00	\$528,000.00	\$59,224,674.00
3695	Brownstown Cnt Com Sch Corp	\$9,317,929.00	\$810,410.00	\$271,060.00	\$64,600.00	\$10,463,999.00
9620	Burriss Laboratory School	\$3,897,681.00	\$443,504.00	\$3,240.00	\$21,300.00	\$4,365,725.00
3455	C A Beard Memorial School Corp	\$6,325,244.00	\$659,932.00	\$175,860.00	\$37,500.00	\$7,198,536.00
9725	Canaan Community Academy	\$921,644.00	\$151,204.00	\$0.00	\$0.00	\$1,072,848.00
6340	Cannelton City Schools	\$1,721,059.00	\$181,198.00	\$23,300.00	\$7,400.00	\$1,932,957.00
9880	Career Academy at South Bend	\$2,069,734.00	\$347,288.00	\$278,660.00	\$19,500.00	\$2,715,182.00
9965	Career Academy Middle School	\$2,333,377.00	\$372,200.00	\$0.00	\$0.00	\$2,705,577.00
3060	Carmel Clay Schools	\$92,979,593.00	\$8,614,757.00	\$1,758,440.00	\$815,600.00	\$104,168,390.00
750	Carrroll Consolidated Sch Corp	\$6,359,432.00	\$460,526.00	\$185,120.00	\$35,300.00	\$7,040,378.00
2650	Caston School Corporation	\$4,151,415.00	\$303,491.00	\$88,900.00	\$22,800.00	\$4,566,606.00
4205	Center Grove Com Sch Corp	\$50,317,506.00	\$5,111,341.00	\$973,400.00	\$287,500.00	\$56,689,747.00
8360	Centerville-Abington Com Schs	\$10,483,722.00	\$693,301.00	\$245,060.00	\$68,700.00	\$11,490,783.00
6055	Central Noble Com School Corp	\$7,400,845.00	\$844,107.00	\$180,200.00	\$49,900.00	\$8,475,052.00
9445	Charles A Tindley Accelerated Schl	\$2,161,057.00	\$137,792.00	\$41,480.00	\$35,800.00	\$2,376,129.00
9310	Charter School of the Dunes	\$4,957,415.00	\$233,804.00	\$0.00	\$0.00	\$5,191,219.00
9380	Christel House Academy	\$4,419,142.00	\$261,072.00	\$0.00	\$12,500.00	\$4,692,714.00
9395	Christel House Academy West	\$3,069,810.00	\$145,280.00	\$0.00	\$0.00	\$3,215,090.00
9150	Circle City Preparatory Academy	\$1,343,542.00	\$67,324.00	\$0.00	\$0.00	\$1,410,866.00
4145	Clark-Pleasant Com School Corp	\$40,079,583.00	\$3,318,113.00	\$1,177,230.00	\$158,200.00	\$44,733,126.00
1000	Clarksville Com School Corp	\$8,453,009.00	\$873,570.00	\$208,720.00	\$18,000.00	\$9,553,299.00

Appendix D: FY2020 State Tuition Support by School Corporation

Corp	Name	FY20 Basic Grant	FY20 Special Education Grant	FY20 Career and Technical Grant	FY20 Honors Grant	FY20 Tuition Support
1125	Clay Community Schools	\$25,538,161.00	\$2,384,245.00	\$438,230.00	\$100,900.00	\$28,461,536.00
1150	Clinton Central School Corp	\$5,275,230.00	\$500,670.00	\$143,290.00	\$20,200.00	\$5,939,390.00
1160	Clinton Prairie School Corp	\$7,355,102.00	\$542,925.00	\$142,010.00	\$39,700.00	\$8,079,737.00
6750	Cloverdale Community Schools	\$6,611,657.00	\$617,456.00	\$279,860.00	\$41,800.00	\$7,550,773.00
9320	Community Montessori Inc	\$3,048,564.00	\$564,640.00	\$62,150.00	\$21,300.00	\$3,696,654.00
1170	Community Schools of Frankfort	\$20,032,018.00	\$1,492,312.00	\$572,930.00	\$89,700.00	\$22,186,960.00
2270	Concord Community Schools	\$31,545,764.00	\$2,351,521.00	\$657,770.00	\$153,700.00	\$34,708,755.00
2440	Covington Community Sch Corp	\$4,909,379.00	\$428,609.00	\$189,900.00	\$42,900.00	\$5,570,788.00
1900	Cowan Community School Corp	\$4,975,998.00	\$272,597.00	\$113,430.00	\$33,400.00	\$5,395,425.00
1300	Crawford Co Com School Corp	\$8,982,333.00	\$1,176,524.00	\$216,460.00	\$41,200.00	\$10,416,517.00
5855	Crawfordsville Com Schools	\$15,646,383.00	\$1,819,531.00	\$283,120.00	\$58,400.00	\$17,807,434.00
3710	Crothersville Community Schools	\$2,627,364.00	\$180,742.00	\$56,660.00	\$15,500.00	\$2,880,266.00
4660	Crown Point Community Sch Corp	\$50,583,871.00	\$4,283,687.00	\$970,190.00	\$388,700.00	\$56,226,448.00
5455	Culver Community Schools Corp	\$4,795,771.00	\$415,983.00	\$179,470.00	\$10,300.00	\$5,401,524.00
1940	Daleville Community Schools	\$5,994,008.00	\$297,821.00	\$77,250.00	\$25,000.00	\$6,394,079.00
9920	Damar Charter Academy	\$1,441,338.00	\$1,421,648.00	\$0.00	\$1,500.00	\$2,864,486.00
3325	Danville Community School Corp	\$14,395,780.00	\$1,517,328.00	\$303,270.00	\$81,400.00	\$16,297,778.00
1655	Decatur County Com Schools	\$11,669,498.00	\$1,165,364.00	\$431,110.00	\$75,600.00	\$13,341,572.00
1835	DeKalb Co Ctl United Sch Dist	\$20,829,612.00	\$1,926,041.00	\$493,170.00	\$113,800.00	\$23,362,623.00
1805	DeKalb Co Eastern Com Sch Dist	\$8,258,236.00	\$731,110.00	\$170,030.00	\$45,500.00	\$9,204,876.00
1875	Delaware Community School Corp	\$16,198,238.00	\$1,144,590.00	\$267,130.00	\$93,200.00	\$17,703,158.00
755	Delphi Community School Corp	\$8,428,227.00	\$543,200.00	\$349,580.00	\$30,800.00	\$9,351,807.00
9870	Discovery Charter School	\$3,072,138.00	\$230,428.00	\$0.00	\$0.00	\$3,302,566.00
9795	Dr Robert H Faulkner Academy	\$56,559.67	\$675.00	\$0.00	\$0.00	\$57,234.67
9950	Dugger Ch Sch	\$3,372,136.00	\$386,964.00	\$0.00	\$7,400.00	\$3,766,500.00
6470	Duneland School Corporation	\$34,314,628.00	\$3,377,127.00	\$703,130.00	\$221,200.00	\$38,616,085.00
8690	Dynamic Minds Academy	\$683,109.00	\$1,162,376.00	\$0.00	\$0.00	\$1,845,485.00
255	East Allen County Schools	\$62,269,338.00	\$4,280,360.00	\$1,135,920.00	\$322,700.00	\$68,008,318.00
9595	East Chicago Lighthouse Charter	\$3,815,166.00	\$186,024.00	\$0.00	\$0.00	\$4,001,190.00
9555	East Chicago Urban Enterprise Acad	\$2,903,207.00	\$110,024.00	\$0.00	\$0.00	\$3,013,231.00
2725	East Gibson School Corporation	\$4,956,665.00	\$637,313.00	\$96,800.00	\$18,000.00	\$5,708,778.00
6060	East Noble School Corp	\$21,227,174.00	\$2,450,955.00	\$524,170.00	\$85,500.00	\$24,287,799.00
6510	East Porter County School Corp	\$14,190,526.00	\$1,434,600.00	\$386,020.00	\$100,500.00	\$16,111,646.00
8215	East Washington School Corp	\$8,618,481.00	\$815,836.00	\$267,900.00	\$34,900.00	\$9,737,117.00
2815	Eastbrook Community Sch Corp	\$9,596,762.00	\$759,123.00	\$263,700.00	\$56,600.00	\$10,676,185.00
2940	Eastern Greene Schools	\$6,666,278.00	\$572,963.00	\$107,260.00	\$48,200.00	\$7,394,701.00
3145	Eastern Hancock Co Com Sch Corp	\$7,014,481.00	\$805,315.00	\$172,920.00	\$43,300.00	\$8,036,016.00
3480	Eastern Howard School Corp	\$9,305,545.00	\$655,381.00	\$133,040.00	\$55,000.00	\$10,148,966.00
6620	Eastern Pulaski Com Sch Corp	\$7,203,358.00	\$497,533.00	\$129,050.00	\$33,800.00	\$7,863,741.00
4215	Edinburgh Community Sch Corp	\$5,150,607.00	\$532,051.00	\$93,550.00	\$18,700.00	\$5,794,908.00
2305	Elkhart Community Schools	\$77,740,044.00	\$6,161,686.00	\$1,612,860.00	\$249,100.00	\$85,763,690.00
5280	Elwood Community School Corp	\$9,103,985.00	\$830,779.00	\$288,700.00	\$25,400.00	\$10,248,864.00
5910	Eminence Community School Corp	\$2,088,998.00	\$284,077.00	\$111,740.00	\$8,100.00	\$2,492,915.00
7995	Evansville Vanderburgh Sch Corp	\$142,514,384.00	\$12,442,726.00	\$3,032,680.00	\$508,600.00	\$158,498,390.00
2155	Fairfield Community Schools	\$12,523,336.00	\$810,671.00	\$301,940.00	\$60,900.00	\$13,696,847.00

Appendix D: FY2020 State Tuition Support by School Corporation

Corp	Name	FY20 Basic Grant	FY20 Special Education Grant	FY20 Career and Technical Grant	FY20 Honors Grant	FY20 Tuition Support
2395	Fayette County School Corp	\$20,618,720.00	\$2,153,111.00	\$525,620.00	\$87,000.00	\$23,384,451.00
370	Flat Rock-Hawcreek School Corp	\$5,741,412.00	\$460,208.00	\$162,410.00	\$28,600.00	\$6,392,630.00
235	Fort Wayne Community Schools	\$190,269,279.00	\$17,424,330.00	\$3,332,090.00	\$608,700.00	\$211,634,399.00
4225	Franklin Community School Corp	\$30,364,747.00	\$3,006,594.00	\$585,800.00	\$132,500.00	\$34,089,641.00
2475	Franklin County Com Sch Corp	\$12,981,254.00	\$1,157,379.00	\$322,310.00	\$80,400.00	\$14,541,343.00
5310	Franklin Township Com Sch Corp	\$59,676,777.00	\$6,497,548.00	\$1,095,290.00	\$285,900.00	\$67,555,515.00
5245	Frankton-Lapel Community Schs	\$17,910,544.00	\$1,605,031.00	\$306,260.00	\$96,500.00	\$19,918,335.00
7605	Fremont Community Schools	\$5,834,931.00	\$457,870.00	\$59,010.00	\$28,300.00	\$6,380,111.00
8525	Frontier School Corporation	\$3,839,747.00	\$265,492.00	\$154,110.00	\$26,400.00	\$4,285,749.00
1820	Garrett-Keyser-Butler Com	\$10,772,227.00	\$1,128,776.00	\$343,120.00	\$47,700.00	\$12,291,823.00
4690	Gary Community School Corp	\$36,853,607.00	\$3,073,694.00	\$170,970.00	\$54,800.00	\$40,153,071.00
9535	Gary Lighthouse Charter School	\$10,263,546.00	\$478,028.00	\$0.00	\$38,600.00	\$10,780,174.00
9885	Gary Middle College	\$768,467.00	\$55,656.00	\$0.00	\$0.00	\$824,123.00
9070	Gary Middle College West	\$602,691.00	\$23,500.00	\$0.00	\$2,600.00	\$628,791.00
9665	Geist Montessori Academy	\$2,051,129.00	\$211,716.00	\$0.00	\$0.00	\$2,262,845.00
2315	Goshen Community Schools	\$39,984,617.00	\$3,035,558.00	\$977,510.00	\$134,300.00	\$44,131,985.00
1010	Greater Clark County Schools	\$62,434,432.00	\$6,208,340.00	\$1,723,640.00	\$298,900.00	\$70,665,312.00
2120	Greater Jasper Con Schs	\$18,255,402.00	\$1,611,360.00	\$738,680.00	\$150,000.00	\$20,755,442.00
6755	Greencastle Community Sch Corp	\$10,968,973.00	\$1,195,764.00	\$207,720.00	\$42,900.00	\$12,415,357.00
3125	Greenfield-Central Com Schools	\$26,351,704.00	\$2,733,539.00	\$621,020.00	\$165,800.00	\$29,872,063.00
1730	Greensburg Community Schools	\$13,007,536.00	\$1,478,824.00	\$375,210.00	\$63,100.00	\$14,924,670.00
4245	Greenwood Community Sch Corp	\$24,278,636.00	\$2,937,142.00	\$399,290.00	\$98,500.00	\$27,713,568.00
4700	Griffith Public Schools	\$13,997,356.00	\$1,127,049.00	\$218,970.00	\$59,100.00	\$15,402,475.00
7610	Hamilton Community Schools	\$1,730,695.00	\$151,230.00	\$27,790.00	\$4,400.00	\$1,914,115.00
3025	Hamilton Heights School Corp	\$13,228,695.00	\$1,338,714.00	\$257,490.00	\$82,200.00	\$14,907,099.00
3005	Hamilton Southeastern Schools	\$123,689,893.00	\$9,523,897.00	\$1,514,270.00	\$965,500.00	\$135,693,560.00
9705	Hammond Academy of Science & Tech	\$3,622,859.00	\$160,948.00	\$85,580.00	\$22,400.00	\$3,891,787.00
4580	Hanover Community School Corp	\$14,266,268.00	\$1,148,119.00	\$421,390.00	\$66,500.00	\$15,902,277.00
9990	Heritage Inst of Arts and Tech	\$1,685,716.00	\$66,556.00	\$0.00	\$0.00	\$1,752,272.00
9805	Hoosier Academy - Indianapolis	\$796,251.00	\$70,824.00	\$0.00	\$1,100.00	\$868,175.00
9655	Hope Academy	\$180,675.00	\$23,500.00	\$0.00	\$0.00	\$204,175.00
3625	Huntington Co Com Sch Corp	\$30,386,238.00	\$3,236,064.00	\$716,630.00	\$116,700.00	\$34,455,632.00
9625	IN Acad for Sci Math Humanities	\$1,306,443.00	\$31,268.00	\$0.00	\$170,600.00	\$1,508,311.00
9505	IN Agriculture and Technology School Ch School	\$1,180,309.00	\$159,004.00	\$4,080.00	\$0.00	\$1,343,393.00
9905	IN Connections Academy	\$27,312,044.00	\$4,089,176.00	\$0.00	\$63,500.00	\$31,464,720.00
9035	IN Connections Career Academy HS Virtual Charter School	\$1,861,352.00	\$205,784.00	\$2,720.00	\$3,300.00	\$2,073,156.00
9785	Indiana Math and Science Academy	\$3,893,889.00	\$148,212.00	\$0.00	\$0.00	\$4,042,101.00
9895	Indiana Math Science Academy	\$4,848,112.00	\$230,348.00	\$14,380.00	\$11,800.00	\$5,104,640.00
9670	Indianapolis Metropolitan High Sch	\$1,955,150.00	\$258,184.00	\$68,140.00	\$2,200.00	\$2,283,674.00
5385	Indianapolis Public Schools	\$224,588,447.00	\$21,420,169.00	\$3,152,110.00	\$336,800.00	\$249,497,526.00
9120	Insight School of IN	\$4,912,987.00	\$638,056.00	\$0.00	\$0.00	\$5,551,043.00
9735	Inspire Academy	\$1,252,482.00	\$268,932.00	\$0.00	\$0.00	\$1,521,414.00
8675	Invent Learning Hub	\$862,088.00	\$43,287.00	\$0.00	\$0.00	\$905,375.00
9330	Irvington Community School	\$6,667,672.00	\$479,432.00	\$0.00	\$22,800.00	\$7,169,904.00
6900	Jac-Cen-Del Community Sch Corp	\$4,924,132.00	\$401,577.00	\$160,690.00	\$30,900.00	\$5,517,299.00

Appendix D: FY2020 State Tuition Support by School Corporation

Corp	Name	FY20 Basic Grant	FY20 Special Education Grant	FY20 Career and Technical Grant	FY20 Honors Grant	FY20 Tuition Support
3945	Jay School Corp	\$19,242,331.00	\$2,728,231.00	\$950,090.00	\$113,400.00	\$23,034,052.00
4015	Jennings County Schools	\$25,915,911.00	\$2,805,968.00	\$507,220.00	\$110,600.00	\$29,339,699.00
7150	John Glenn School Corporation	\$11,875,946.00	\$806,686.00	\$239,440.00	\$44,800.00	\$12,966,872.00
9495	Joshua Academy	\$1,681,226.00	\$17,500.00	\$0.00	\$0.00	\$1,698,726.00
3785	Kankakee Valley School Corp	\$20,024,419.00	\$2,034,603.00	\$640,840.00	\$91,000.00	\$22,790,862.00
9400	KIPP Indpls College Preparatory	\$2,279,158.00	\$140,268.00	\$0.00	\$0.00	\$2,419,426.00
9410	KIPP Indy Unite Elementary	\$4,870,933.00	\$167,480.00	\$0.00	\$0.00	\$5,038,413.00
7525	Knox Community School Corp	\$11,331,749.00	\$678,581.00	\$472,890.00	\$49,200.00	\$12,532,420.00
3500	Kokomo-Center Twp Con Sch Corp	\$37,103,970.00	\$3,076,410.00	\$918,940.00	\$131,800.00	\$41,231,120.00
7855	Lafayette School Corporation	\$49,397,147.00	\$6,116,148.00	\$790,430.00	\$131,300.00	\$56,435,025.00
4615	Lake Central School Corp	\$54,166,429.00	\$5,131,403.00	\$1,416,930.00	\$357,300.00	\$61,072,062.00
4650	Lake Ridge Schools	\$12,337,768.00	\$976,159.00	\$1,525,150.00	\$30,300.00	\$14,869,377.00
4680	Lake Station Community Schools	\$8,418,763.00	\$707,924.00	\$124,210.00	\$12,100.00	\$9,262,997.00
4535	Lakeland School Corporation	\$10,138,454.00	\$1,156,117.00	\$552,600.00	\$51,400.00	\$11,898,571.00
3160	Lanesville Community School Corp	\$4,268,555.00	\$286,354.00	\$154,860.00	\$32,300.00	\$4,742,069.00
4945	LaPorte Community School Corp	\$37,911,751.00	\$3,670,765.00	\$749,420.00	\$180,700.00	\$42,512,636.00
1620	Lawrenceburg Com School Corp	\$12,661,478.00	\$1,122,828.00	\$317,300.00	\$81,200.00	\$14,182,806.00
665	Lebanon Community School Corp	\$20,399,511.00	\$2,524,952.00	\$561,020.00	\$97,600.00	\$23,583,083.00
815	Lewis Cass School Corp	\$8,066,747.00	\$513,062.00	\$231,600.00	\$35,600.00	\$8,847,009.00
1895	Liberty-Perry Com School Corp	\$7,678,893.00	\$607,356.00	\$122,390.00	\$46,700.00	\$8,455,339.00
2950	Linton-Stockton School Corp	\$8,393,791.00	\$596,398.00	\$241,660.00	\$26,800.00	\$9,258,649.00
875	Logansport Community Sch Corp	\$26,584,419.00	\$2,119,417.00	\$1,139,070.00	\$76,800.00	\$29,919,706.00
5525	Loogootee Community Sch Corp	\$4,750,177.00	\$468,425.00	\$106,080.00	\$39,600.00	\$5,364,282.00
8445	M S D Bluffton-Harrison	\$9,975,639.00	\$901,164.00	\$146,500.00	\$56,500.00	\$11,079,803.00
6460	M S D Boone Township	\$6,649,541.00	\$708,872.00	\$200,790.00	\$33,800.00	\$7,593,003.00
5300	M S D Decatur Township	\$43,072,598.00	\$4,510,039.00	\$634,880.00	\$114,200.00	\$48,331,717.00
5330	M S D Lawrence Township	\$100,776,628.00	\$8,761,740.00	\$2,776,160.00	\$416,700.00	\$112,731,228.00
5925	M S D Martinsville Schools	\$26,183,154.00	\$2,574,425.00	\$871,340.00	\$157,200.00	\$29,786,119.00
6590	M S D Mount Vernon	\$12,611,631.00	\$1,666,132.00	\$173,950.00	\$55,800.00	\$14,507,513.00
6600	M S D North Posey Co Schools	\$8,292,975.00	\$865,892.00	\$236,510.00	\$55,800.00	\$9,451,177.00
4860	M S D of New Durham Township	\$5,422,856.00	\$547,975.00	\$164,130.00	\$34,900.00	\$6,169,861.00
5340	M S D Perry Township	\$107,286,407.00	\$9,935,724.00	\$1,378,040.00	\$379,300.00	\$118,979,471.00
5350	M S D Pike Township	\$72,095,890.00	\$5,432,000.00	\$1,352,000.00	\$183,300.00	\$79,063,190.00
2960	M S D Shakamak Schools	\$4,610,196.00	\$396,358.00	\$173,510.00	\$30,200.00	\$5,210,264.00
125	M S D Southwest Allen County	\$43,590,153.00	\$3,077,619.00	\$890,710.00	\$316,500.00	\$47,874,982.00
7615	M S D Steuben County	\$16,040,672.00	\$1,557,507.00	\$281,200.00	\$79,600.00	\$17,958,979.00
8050	M S D Wabash County Schools	\$12,851,488.00	\$1,145,643.00	\$416,610.00	\$59,800.00	\$14,473,541.00
8115	M S D Warren County	\$7,960,429.00	\$637,069.00	\$247,390.00	\$52,800.00	\$8,897,688.00
5360	M S D Warren Township	\$77,693,102.00	\$6,777,114.00	\$1,895,950.00	\$194,800.00	\$86,560,966.00
5370	M S D Washington Township	\$69,825,667.00	\$6,701,296.00	\$1,085,690.00	\$343,700.00	\$77,956,353.00
5375	M S D Wayne Township	\$111,564,048.00	\$10,179,164.00	\$1,922,360.00	\$451,100.00	\$124,116,672.00
5615	Maconaquah School Corp	\$13,129,631.00	\$1,134,708.00	\$442,230.00	\$38,600.00	\$14,745,169.00
3995	Madison Consolidated Schools	\$15,956,737.00	\$1,515,665.00	\$516,500.00	\$97,400.00	\$18,086,302.00
2825	Madison-Grant United Sch Corp	\$6,713,579.00	\$619,467.00	\$219,690.00	\$38,600.00	\$7,591,336.00
8045	Manchester Community Schools	\$9,116,367.00	\$841,250.00	\$248,240.00	\$44,000.00	\$10,249,857.00

Appendix D: FY2020 State Tuition Support by School Corporation

Corp	Name	FY20 Basic Grant	FY20 Special Education Grant	FY20 Career and Technical Grant	FY20 Honors Grant	FY20 Tuition Support
9915	Marion Academy	\$93,523.17	\$15,072.67	\$0.00	\$0.00	\$108,595.84
2865	Marion Community Schools	\$25,709,435.00	\$2,064,559.00	\$678,440.00	\$81,500.00	\$28,533,934.00
9955	Mays Community Academy	\$1,406,161.00	\$315,044.00	\$0.00	\$0.00	\$1,721,205.00
3640	Medora Community School Corp	\$959,651.00	\$99,324.00	\$25,050.00	\$4,400.00	\$1,088,425.00
4600	Merrillville Community School	\$39,957,446.00	\$3,566,799.00	\$1,311,240.00	\$99,100.00	\$44,934,585.00
4925	Michigan City Area Schools	\$38,078,538.00	\$4,155,547.00	\$842,540.00	\$108,600.00	\$43,185,225.00
2275	Middlebury Community Schools	\$25,495,561.00	\$1,926,644.00	\$563,850.00	\$134,200.00	\$28,120,255.00
6910	Milan Community Schools	\$6,222,325.00	\$648,469.00	\$215,840.00	\$49,500.00	\$7,136,134.00
3335	Mill Creek Community Sch Corp	\$8,677,561.00	\$1,016,782.00	\$176,270.00	\$73,000.00	\$9,943,613.00
2855	Mississinewa Community School Corp	\$15,313,366.00	\$1,792,277.00	\$385,880.00	\$43,800.00	\$17,535,323.00
5085	Mitchell Community Schools	\$9,430,928.00	\$1,020,471.00	\$173,730.00	\$40,400.00	\$10,665,529.00
6820	Monroe Central School Corp	\$6,572,424.00	\$673,267.00	\$136,610.00	\$40,400.00	\$7,422,701.00
5740	Monroe County Com Sch Corp	\$66,162,931.00	\$6,456,908.00	\$793,800.00	\$459,700.00	\$73,873,339.00
5900	Monroe-Gregg School District	\$8,907,150.00	\$918,262.00	\$220,150.00	\$31,900.00	\$10,077,462.00
5930	Mooresville Con School Corp	\$26,564,115.00	\$2,372,721.00	\$600,020.00	\$136,500.00	\$29,673,356.00
3135	Mt Vernon Community Sch Corp	\$24,329,506.00	\$2,184,852.00	\$469,440.00	\$148,200.00	\$27,131,998.00
1970	Muncie Community Schools	\$35,030,627.00	\$3,716,891.00	\$278,150.00	\$93,200.00	\$39,118,868.00
9730	Neighbors New Vista High School	\$1,503,179.00	\$132,512.00	\$55,500.00	\$0.00	\$1,691,191.00
8305	Nettle Creek School Corp	\$6,687,153.00	\$658,430.00	\$232,430.00	\$42,600.00	\$7,620,613.00
2400	New Albany-Floyd Co Con Sch	\$71,551,641.00	\$7,627,806.00	\$1,224,920.00	\$411,200.00	\$80,815,567.00
3445	New Castle Community Sch Corp	\$19,526,391.00	\$2,024,947.00	\$329,520.00	\$86,100.00	\$21,966,958.00
4805	New Prairie United School Corp	\$17,641,871.00	\$1,626,642.00	\$491,660.00	\$81,100.00	\$19,841,273.00
4255	Nineveh-Hensley-Jackson United	\$11,412,310.00	\$858,955.00	\$235,760.00	\$76,800.00	\$12,583,825.00
3070	Noblesville Schools	\$60,362,795.00	\$6,785,623.00	\$1,009,320.00	\$340,800.00	\$68,498,538.00
25	North Adams Community Schools	\$10,371,046.00	\$1,029,981.00	\$318,340.00	\$104,300.00	\$11,823,667.00
6375	North Central Parke Con Sch Corp	\$7,148,817.00	\$592,420.00	\$228,030.00	\$43,000.00	\$8,012,267.00
1375	North Daviess Com Schools	\$7,038,270.00	\$500,609.00	\$117,080.00	\$41,200.00	\$7,697,159.00
2735	North Gibson School Corp	\$12,458,559.00	\$1,592,287.00	\$275,610.00	\$36,700.00	\$14,363,156.00
3180	North Harrison Com School Corp	\$12,986,189.00	\$1,276,026.00	\$491,460.00	\$92,200.00	\$14,845,875.00
7515	North Judson-San Pierre Sch Corp	\$6,395,950.00	\$544,801.00	\$183,500.00	\$31,900.00	\$7,156,151.00
4315	North Knox School Corp	\$8,488,819.00	\$654,983.00	\$201,750.00	\$30,500.00	\$9,376,052.00
5075	North Lawrence Com Schools	\$28,053,340.00	\$3,566,286.00	\$805,150.00	\$139,800.00	\$32,564,576.00
5620	North Miami Community Schools	\$4,956,329.00	\$414,190.00	\$174,710.00	\$27,500.00	\$5,572,729.00
5835	North Montgomery Com Sch Corp	\$10,683,592.00	\$985,899.00	\$320,180.00	\$63,100.00	\$12,052,771.00
5945	North Newton School Corp	\$7,179,102.00	\$650,893.00	\$151,640.00	\$33,100.00	\$8,014,735.00
6715	North Putnam Community Schools	\$8,016,822.00	\$993,462.00	\$256,490.00	\$51,000.00	\$9,317,774.00
7385	North Spencer County Sch Corp	\$11,357,432.00	\$1,244,212.00	\$294,700.00	\$78,500.00	\$12,974,844.00
8010	North Vermillion Com Sch Corp	\$4,732,985.00	\$360,516.00	\$215,100.00	\$26,400.00	\$5,335,001.00
3295	North West Hendricks Schools	\$10,411,457.00	\$987,969.00	\$219,800.00	\$71,500.00	\$11,690,726.00
8515	North White School Corp	\$5,424,520.00	\$346,328.00	\$170,250.00	\$27,200.00	\$5,968,298.00
2040	Northeast Dubois Co Sch Corp	\$4,611,080.00	\$708,820.00	\$187,660.00	\$30,800.00	\$5,538,360.00
7645	Northeast School Corp	\$5,100,150.00	\$585,861.00	\$186,290.00	\$34,500.00	\$5,906,801.00
8375	Northeastern Wayne Schools	\$7,723,056.00	\$663,981.00	\$109,210.00	\$52,500.00	\$8,548,747.00
8435	Northern Wells Com Schools	\$14,365,169.00	\$1,135,842.00	\$375,710.00	\$86,200.00	\$15,962,921.00
225	Northwest Allen County Schools	\$44,318,970.00	\$3,517,623.00	\$886,320.00	\$324,300.00	\$49,047,213.00

Appendix D: FY2020 State Tuition Support by School Corporation

Corp	Name	FY20 Basic Grant	FY20 Special Education Grant	FY20 Career and Technical Grant	FY20 Honors Grant	FY20 Tuition Support
7350	Northwestern Con School Corp	\$8,799,010.00	\$820,107.00	\$205,270.00	\$52,900.00	\$9,877,287.00
3470	Northwestern School Corp	\$10,850,212.00	\$703,950.00	\$214,330.00	\$60,900.00	\$11,829,392.00
5625	Oak Hill United School Corp	\$10,222,051.00	\$891,242.00	\$162,260.00	\$40,700.00	\$11,316,253.00
9640	Options Charter Sch - Noblesville	\$2,040,349.00	\$631,388.00	\$79,400.00	\$1,100.00	\$2,752,237.00
9325	Options Charter School - Carmel	\$1,386,600.00	\$318,788.00	\$57,370.00	\$3,300.00	\$1,766,058.00
7495	Oregon-Davis School Corp	\$3,218,133.00	\$226,510.00	\$70,540.00	\$12,500.00	\$3,527,683.00
6145	Orleans Community Schools	\$5,344,286.00	\$530,114.00	\$162,210.00	\$27,200.00	\$6,063,810.00
9030	Otwell Miller Academy Charter School	\$624,901.00	\$46,612.00	\$0.00	\$0.00	\$671,513.00
6155	Paoli Community School Corp	\$8,348,185.00	\$903,520.00	\$247,690.00	\$44,000.00	\$9,543,395.00
9165	Paramount Englewood	\$697,670.00	\$35,956.00	\$0.00	\$0.00	\$733,626.00
9060	Paramount School of Excellence II	\$922,385.00	\$106,848.00	\$0.00	\$0.00	\$1,029,233.00
9680	Paramount School of Excellence Inc	\$5,802,017.00	\$386,096.00	\$0.00	\$0.00	\$6,188,113.00
7175	Penn-Harris-Madison Sch Corp	\$65,366,425.00	\$5,100,106.00	\$1,594,650.00	\$474,500.00	\$72,535,681.00
6325	Perry Central Com Schools Corp	\$7,207,875.00	\$782,047.00	\$342,610.00	\$47,400.00	\$8,379,932.00
5635	Peru Community Schools	\$12,528,519.00	\$1,127,961.00	\$348,640.00	\$50,400.00	\$14,055,520.00
9045	Phalen Academy MS Charter School	\$3,344,805.00	\$196,768.00	\$0.00	\$0.00	\$3,541,573.00
9925	Phalen Ldrshp Acad - IN Inc	\$2,413,069.00	\$53,156.00	\$0.00	\$0.00	\$2,466,225.00
6445	Pike County School Corp	\$10,287,902.00	\$1,094,969.00	\$438,260.00	\$56,900.00	\$11,878,031.00
9085	pilotED Schools	\$1,180,310.00	\$14,500.00	\$0.00	\$0.00	\$1,194,810.00
775	Pioneer Regional School Corp	\$5,722,542.00	\$386,759.00	\$166,670.00	\$36,300.00	\$6,312,271.00
3330	Plainfield Community Sch Corp	\$32,324,324.00	\$3,289,299.00	\$782,080.00	\$266,800.00	\$36,662,503.00
5485	Plymouth Community School Corp	\$20,503,087.00	\$1,508,189.00	\$703,750.00	\$73,000.00	\$22,788,026.00
6550	Portage Township Schools	\$46,164,920.00	\$4,944,806.00	\$1,012,090.00	\$199,500.00	\$52,321,316.00
6520	Porter Township School Corp	\$8,343,174.00	\$904,763.00	\$199,880.00	\$43,300.00	\$9,491,117.00
4515	Prairie Heights Com Sch Corp	\$8,202,251.00	\$1,026,424.00	\$182,760.00	\$47,300.00	\$9,458,735.00
8635	Purdue Polytech	\$413,472.00	\$78,092.00	\$53,110.00	\$0.00	\$544,674.00
6825	Randolph Central School Corp	\$8,518,382.00	\$869,585.00	\$147,210.00	\$45,200.00	\$9,580,377.00
6835	Randolph Eastern School Corp	\$5,589,919.00	\$403,453.00	\$168,040.00	\$12,100.00	\$6,173,512.00
6805	Randolph Southern School Corp	\$3,041,766.00	\$301,560.00	\$78,910.00	\$12,100.00	\$3,434,336.00
9690	Renaissance Academy Charter School	\$1,441,605.00	\$62,024.00	\$0.00	\$0.00	\$1,503,629.00
3815	Rensselaer Central School Corp	\$9,510,383.00	\$1,052,517.00	\$360,160.00	\$51,500.00	\$10,974,560.00
5705	Richland-Bean Blossom C S C	\$15,872,397.00	\$1,751,818.00	\$192,440.00	\$73,400.00	\$17,890,055.00
8385	Richmond Community Schools	\$31,378,936.00	\$3,851,300.00	\$519,470.00	\$97,600.00	\$35,847,306.00
6080	Rising Sun-Ohio Co Com	\$4,896,469.00	\$482,615.00	\$223,230.00	\$20,900.00	\$5,623,214.00
4590	River Forest Community Sch Corp	\$10,918,974.00	\$723,331.00	\$166,290.00	\$17,400.00	\$11,825,995.00
2645	Rochester Community Sch Corp	\$10,524,308.00	\$1,013,561.00	\$327,070.00	\$48,400.00	\$11,913,339.00
9875	Rock Creek Community Academy	\$3,322,515.00	\$446,483.00	\$31,680.00	\$18,000.00	\$3,818,678.00
1180	Rossville Con School District	\$5,750,456.00	\$420,721.00	\$176,070.00	\$41,100.00	\$6,388,347.00
9465	Rural Community Schools Inc	\$613,017.00	\$129,323.00	\$0.00	\$0.00	\$742,340.00
6995	Rush County Schools	\$12,001,256.00	\$1,091,986.00	\$301,050.00	\$36,300.00	\$13,430,592.00
8205	Salem Community Schools	\$11,214,843.00	\$1,185,215.00	\$168,010.00	\$45,900.00	\$12,613,968.00
4670	School City of East Chicago	\$27,790,660.00	\$2,886,284.00	\$416,060.00	\$45,400.00	\$31,138,404.00
4710	School City of Hammond	\$83,862,210.00	\$6,904,458.00	\$1,248,200.00	\$200,700.00	\$92,215,568.00
4730	School City of Hobart	\$24,846,121.00	\$2,137,893.00	\$1,249,860.00	\$83,700.00	\$28,317,574.00
7200	School City of Mishawaka	\$33,593,575.00	\$3,349,287.00	\$902,860.00	\$89,900.00	\$37,935,622.00

Appendix D: FY2020 State Tuition Support by School Corporation

Corp	Name	FY20 Basic Grant	FY20 Special Education Grant	FY20 Career and Technical Grant	FY20 Honors Grant	FY20 Tuition Support
4720	School Town of Highland	\$19,256,267.00	\$1,555,628.00	\$463,170.00	\$89,500.00	\$21,364,565.00
4740	School Town of Munster	\$23,609,053.00	\$1,854,120.00	\$487,810.00	\$232,900.00	\$26,183,883.00
5400	School Town of Speedway	\$11,846,367.00	\$1,008,659.00	\$179,310.00	\$78,000.00	\$13,112,336.00
7230	Scott County School District 1	\$7,855,939.00	\$800,485.00	\$112,650.00	\$34,100.00	\$8,803,174.00
7255	Scott County School District 2	\$16,338,421.00	\$1,665,172.00	\$356,320.00	\$70,500.00	\$18,430,413.00
9485	SE Neighborhood Sch of Excellence	\$4,449,989.00	\$244,972.00	\$0.00	\$0.00	\$4,694,961.00
9985	Seven Oaks Classical School	\$2,104,905.00	\$199,884.00	\$0.00	\$0.00	\$2,304,789.00
3675	Seymour Community Schools	\$31,835,725.00	\$3,177,575.00	\$731,190.00	\$146,800.00	\$35,891,290.00
7285	Shelby Eastern Schools	\$6,589,277.00	\$609,742.00	\$151,000.00	\$33,000.00	\$7,383,019.00
7365	Shelbyville Central Schools	\$24,126,976.00	\$2,550,520.00	\$705,620.00	\$107,600.00	\$27,490,716.00
3435	Shenandoah School Corporation	\$8,059,141.00	\$585,434.00	\$294,780.00	\$44,000.00	\$8,983,355.00
3055	Sheridan Community Schools	\$6,193,538.00	\$804,239.00	\$63,770.00	\$31,900.00	\$7,093,447.00
5520	Shoals Community School Corp	\$3,886,805.00	\$459,458.00	\$80,300.00	\$26,400.00	\$4,452,963.00
9315	Signature School Inc	\$2,559,469.00	\$11,456.00	\$0.00	\$81,400.00	\$2,652,325.00
9760	Smith Academy for Excellence	\$623,882.00	\$57,456.00	\$0.00	\$0.00	\$681,338.00
8625	Smith-Green Community Schools	\$6,723,494.00	\$648,822.00	\$138,500.00	\$27,500.00	\$7,538,316.00
35	South Adams Schools	\$7,492,565.00	\$675,328.00	\$145,010.00	\$27,900.00	\$8,340,803.00
7205	South Bend Community Sch Corp	\$109,004,109.00	\$11,353,938.00	\$1,737,800.00	\$339,000.00	\$122,434,847.00
4940	South Central Com School Corp	\$5,464,226.00	\$439,752.00	\$183,150.00	\$49,500.00	\$6,136,628.00
1600	South Dearborn Com School Corp	\$13,778,213.00	\$1,405,401.00	\$375,480.00	\$72,300.00	\$15,631,394.00
2765	South Gibson School Corp	\$12,004,675.00	\$1,200,899.00	\$220,870.00	\$88,400.00	\$13,514,844.00
3190	South Harrison Com Schools	\$18,795,473.00	\$1,815,655.00	\$588,880.00	\$77,100.00	\$21,277,108.00
3415	South Henry School Corp	\$4,490,047.00	\$371,127.00	\$140,920.00	\$26,400.00	\$5,028,494.00
4325	South Knox School Corp	\$7,477,269.00	\$430,520.00	\$194,140.00	\$45,500.00	\$8,147,429.00
5255	South Madison Com Sch Corp	\$25,366,982.00	\$2,358,870.00	\$490,860.00	\$130,900.00	\$28,347,612.00
5845	South Montgomery Com Sch Corp	\$9,751,099.00	\$944,153.00	\$329,580.00	\$33,000.00	\$11,057,832.00
5995	South Newton School Corp	\$5,142,753.00	\$508,069.00	\$194,030.00	\$21,700.00	\$5,866,552.00
6705	South Putnam Community Schools	\$6,414,530.00	\$653,950.00	\$285,580.00	\$23,100.00	\$7,377,160.00
6865	South Ripley Com Sch Corp	\$7,228,541.00	\$722,450.00	\$229,890.00	\$27,200.00	\$8,208,081.00
7445	South Spencer County Sch Corp	\$7,055,113.00	\$823,135.00	\$139,200.00	\$35,300.00	\$8,052,748.00
8020	South Vermillion Com Sch Corp	\$10,584,480.00	\$896,159.00	\$388,830.00	\$40,000.00	\$11,909,469.00
2100	Southeast Dubois Co Sch Corp	\$7,080,160.00	\$652,730.00	\$265,420.00	\$38,500.00	\$8,036,810.00
2455	Southeast Fountain School Corp	\$6,533,977.00	\$622,604.00	\$244,600.00	\$38,900.00	\$7,440,081.00
3115	Southern Hancock Co Com Sch Corp	\$21,224,464.00	\$2,048,855.00	\$386,160.00	\$161,000.00	\$23,820,479.00
8425	Southern Wells Com Schools	\$5,142,082.00	\$274,698.00	\$127,750.00	\$18,700.00	\$5,563,230.00
2110	Southwest Dubois Co Sch Corp	\$10,403,989.00	\$822,759.00	\$282,820.00	\$45,900.00	\$11,555,468.00
6260	Southwest Parke Com Sch Corp	\$6,368,271.00	\$548,376.00	\$193,730.00	\$34,200.00	\$7,144,577.00
7715	Southwest School Corp	\$10,711,051.00	\$990,925.00	\$324,600.00	\$68,000.00	\$12,094,576.00
7360	Southwestern Con Sch Shelby Co	\$3,272,548.00	\$248,278.00	\$86,580.00	\$37,200.00	\$3,644,606.00
4000	Southwestern-Jefferson Co Con	\$8,025,015.00	\$698,960.00	\$219,920.00	\$39,300.00	\$8,983,195.00
6195	Spencer-Owen Community Schools	\$14,092,730.00	\$1,952,906.00	\$333,510.00	\$74,200.00	\$16,453,346.00
6160	Springs Valley Com School Corp	\$5,436,715.00	\$503,119.00	\$192,340.00	\$24,200.00	\$6,156,374.00
9980	Steel City Academy/Global Leadership Acad	\$3,545,041.00	\$199,404.00	\$0.00	\$0.00	\$3,744,445.00
9960	Success Academy Primary School	\$4,376,679.00	\$336,695.00	\$0.00	\$0.00	\$4,713,374.00
1560	Sunman-Dearborn Com Sch Corp	\$21,009,086.00	\$2,096,897.00	\$588,000.00	\$174,200.00	\$23,868,183.00

Appendix D: FY2020 State Tuition Support by School Corporation

Corp	Name	FY20 Basic Grant	FY20 Special Education Grant	FY20 Career and Technical Grant	FY20 Honors Grant	FY20 Tuition Support
7775	Switzerland County School Corp	\$9,086,048.00	\$948,639.00	\$299,090.00	\$25,300.00	\$10,359,077.00
3460	Taylor Community School Corp	\$8,188,609.00	\$685,719.00	\$84,260.00	\$29,100.00	\$8,987,688.00
6350	Tell City-Troy Twp School Corp	\$8,505,169.00	\$1,043,900.00	\$267,160.00	\$38,900.00	\$9,855,129.00
9835	The Bloomington Project School	\$1,624,575.00	\$290,064.00	\$0.00	\$0.00	\$1,914,639.00
9460	Thea Bowman Leadership Academy	\$7,586,677.00	\$317,660.00	\$0.00	\$1,100.00	\$7,905,437.00
9350	Timothy L Johnson Academy	\$2,930,461.00	\$72,724.00	\$0.00	\$0.00	\$3,003,185.00
9195	Timothy L Johnson Leadership Academy MS	\$733,773.00	\$38,168.00	\$0.00	\$0.00	\$771,941.00
9425	Tindley Genesis Academy	\$3,080,942.00	\$101,099.00	\$0.00	\$0.00	\$3,182,041.00
9430	Tindley Summit Academy	\$2,065,622.00	\$98,380.00	\$0.00	\$0.00	\$2,164,002.00
7865	Tippecanoe School Corp	\$81,266,691.00	\$8,689,264.00	\$1,086,680.00	\$349,400.00	\$91,392,035.00
4445	Tippecanoe Valley School Corp	\$10,664,904.00	\$1,109,581.00	\$414,070.00	\$57,300.00	\$12,245,855.00
7945	Tipton Community School Corp	\$8,758,702.00	\$665,756.00	\$217,120.00	\$46,200.00	\$9,687,778.00
7935	Tri-Central Community Schools	\$4,541,307.00	\$344,834.00	\$76,770.00	\$19,800.00	\$4,982,711.00
8535	Tri-County School Corp	\$4,192,030.00	\$379,689.00	\$216,970.00	\$37,500.00	\$4,826,189.00
4645	Tri-Creek School Corporation	\$19,092,407.00	\$1,562,801.00	\$927,460.00	\$151,500.00	\$21,734,168.00
5495	Triton School Corporation	\$5,497,063.00	\$415,207.00	\$144,440.00	\$35,600.00	\$6,092,310.00
4915	Tri-Township Cons School Corp	\$2,087,787.00	\$170,936.00	\$55,360.00	\$5,500.00	\$2,319,583.00
8565	Twin Lakes School Corp	\$13,920,563.00	\$996,400.00	\$531,600.00	\$81,100.00	\$15,529,663.00
7950	Union Co/Clg Corner Joint Sch Dist	\$7,725,032.00	\$755,713.00	\$153,240.00	\$37,500.00	\$8,671,485.00
6795	Union School Corporation	\$27,036,034.00	\$2,882,976.00	\$26,790.00	\$1,100.00	\$29,946,900.00
6530	Union Township School Corp	\$8,657,435.00	\$855,909.00	\$240,440.00	\$76,700.00	\$9,830,484.00
7215	Union-North United School Corp	\$7,881,664.00	\$695,892.00	\$168,980.00	\$34,100.00	\$8,780,636.00
6560	Valparaiso Community Schools	\$36,971,485.00	\$4,119,186.00	\$608,460.00	\$263,500.00	\$41,962,631.00
9080	Vanguard Collegiate of Indianapolis	\$563,968.00	\$53,968.00	\$0.00	\$0.00	\$617,936.00
9575	Victory College Preparatory Academy	\$6,919,009.00	\$215,136.00	\$71,100.00	\$24,800.00	\$7,230,045.00
8030	Vigo County School Corp	\$91,518,094.00	\$8,977,767.00	\$2,130,240.00	\$354,700.00	\$102,980,801.00
4335	Vincennes Community Sch Corp	\$17,556,174.00	\$1,559,560.00	\$212,870.00	\$45,500.00	\$19,374,104.00
9935	Vision Academy	\$3,242,099.00	\$259,692.00	\$0.00	\$0.00	\$3,501,791.00
8060	Wabash City Schools	\$9,522,039.00	\$1,092,703.00	\$309,750.00	\$54,300.00	\$10,978,792.00
2285	Wa-Nee Community Schools	\$17,727,790.00	\$1,478,367.00	\$352,450.00	\$107,500.00	\$19,666,107.00
8130	Warrick County School Corp	\$59,052,269.00	\$6,371,952.00	\$933,510.00	\$314,000.00	\$66,671,731.00
4415	Warsaw Community Schools	\$41,490,304.00	\$4,097,031.00	\$1,125,350.00	\$248,500.00	\$46,961,185.00
1405	Washington Com Schools	\$15,955,466.00	\$1,889,474.00	\$352,360.00	\$47,500.00	\$18,244,800.00
4345	Wawasee Community School Corp	\$17,291,315.00	\$1,778,422.00	\$606,170.00	\$96,200.00	\$19,772,107.00
1885	Wes-Del Community Schools	\$5,258,676.00	\$411,814.00	\$88,590.00	\$29,800.00	\$5,788,880.00
6630	West Central School Corp	\$4,458,324.00	\$374,440.00	\$188,140.00	\$24,600.00	\$5,045,504.00
940	West Clark Community Schools	\$26,429,202.00	\$2,782,957.00	\$765,380.00	\$187,200.00	\$30,164,739.00
7875	West Lafayette Com School Corp	\$13,380,549.00	\$1,061,057.00	\$146,930.00	\$147,400.00	\$14,735,936.00
6065	West Noble School Corporation	\$13,772,373.00	\$1,103,265.00	\$370,270.00	\$54,300.00	\$15,300,208.00
8220	West Washington School Corp	\$5,513,691.00	\$505,764.00	\$253,360.00	\$19,100.00	\$6,291,915.00
615	Western Boone Co Com Sch Dist	\$9,857,704.00	\$889,221.00	\$230,210.00	\$81,800.00	\$11,058,935.00
3490	Western School Corp	\$15,578,346.00	\$993,860.00	\$231,880.00	\$112,700.00	\$16,916,786.00
8355	Western Wayne Schools	\$5,056,851.00	\$542,788.00	\$193,970.00	\$36,000.00	\$5,829,609.00
3030	Westfield-Washington Schools	\$47,496,132.00	\$4,519,521.00	\$1,218,800.00	\$319,800.00	\$53,554,253.00
4525	Westview School Corporation	\$13,145,592.00	\$1,081,673.00	\$131,540.00	\$51,700.00	\$14,410,505.00

Appendix D: FY2020 State Tuition Support by School Corporation

Corp	Name	FY20 Basic Grant	FY20 Special Education Grant	FY20 Career and Technical Grant	FY20 Honors Grant	FY20 Tuition Support
2980	White River Valley Sch Dist	\$4,810,316.00	\$404,277.00	\$226,410.00	\$40,000.00	\$5,481,003.00
4760	Whiting School City	\$7,697,707.00	\$556,392.00	\$200,770.00	\$49,600.00	\$8,504,469.00
4455	Whitko Community School Corp	\$7,745,951.00	\$1,255,393.00	\$150,870.00	\$39,300.00	\$9,191,514.00
8665	Whitley Co Cons Schools	\$20,711,876.00	\$2,136,492.00	\$783,800.00	\$102,700.00	\$23,734,868.00
1910	Yorktown Community Schools	\$16,287,827.00	\$1,014,381.00	\$268,210.00	\$93,700.00	\$17,664,118.00
630	Zionsville Community Schools	\$39,981,592.00	\$3,545,034.00	\$245,230.00	\$330,400.00	\$44,102,256.00
	Statewide	\$6,358,491,288.84	\$595,303,816.67	\$137,601,790.00	\$30,320,900.00	\$7,121,717,795.51

Appendix E: FY2021 State Tuition Support by School Corporation

Corp	Name	FY21 Basic Grant	FY21 Special Education Grant	FY21 Career and Technical Grant	FY21 Honors Grant	FY21 Tuition Support
9545	21st Century Charter Sch of Gary	\$ 9,854,523.00	\$ 426,404.00	\$ 108,930.00	\$ 13,400.00	\$ 10,403,257.00
9970	Ace Preparatory Academy	\$ 1,098,866.00	\$ 53,612.00	\$ -	\$ -	\$ 1,152,478.00
15	Adams Central Community Schools	\$ 7,613,751.00	\$ 580,292.00	\$ 142,990.00	\$ 57,600.00	\$ 8,394,633.00
5265	Alexandria Com School Corp	\$ 9,729,032.00	\$ 995,020.00	\$ 171,720.00	\$ 41,600.00	\$ 10,937,372.00
9065	Allegiant Preparatory Academy Charter School	\$ 858,644.00	\$ 34,312.00	\$ -	\$ -	\$ 892,956.00
5275	Anderson Community School Corp	\$ 45,352,446.00	\$ 5,128,860.00	\$ 1,039,540.00	\$ 72,600.00	\$ 51,593,446.00
9790	Anderson Preparatory Academy	\$ 5,538,179.00	\$ 667,360.00	\$ 43,220.00	\$ 16,200.00	\$ 6,264,959.00
9615	Andrew J Brown Academy	\$ 4,764,055.00	\$ 186,336.00	\$ -	\$ -	\$ 4,950,391.00
5470	Argos Community Schools	\$ 3,596,999.00	\$ 416,076.00	\$ 133,480.00	\$ 27,500.00	\$ 4,174,055.00
9685	Aspire Charter Academy	\$ 5,030,104.00	\$ 357,132.00	\$ -	\$ -	\$ 5,387,236.00
2435	Attica Consolidated Sch Corp	\$ 3,602,933.00	\$ 426,820.00	\$ 157,280.00	\$ 30,800.00	\$ 4,217,833.00
3315	Avon Community School Corp	\$ 58,784,886.00	\$ 5,540,684.00	\$ 941,710.00	\$ 450,600.00	\$ 65,717,880.00
9645	Avondale Meadows Academy	\$ 2,855,155.00	\$ 124,012.00	\$ -	\$ -	\$ 2,979,167.00
1315	Barr-Reeve Com Schools Inc	\$ 5,850,350.00	\$ 293,404.00	\$ 136,150.00	\$ 37,800.00	\$ 6,317,704.00
365	Bartholomew Con School Corp	\$ 69,651,472.00	\$ 5,415,672.00	\$ 1,974,040.00	\$ 405,400.00	\$ 77,446,584.00
6895	Batesville Community Sch Corp	\$ 12,738,565.00	\$ 1,073,672.00	\$ 366,200.00	\$ 100,500.00	\$ 14,278,937.00
2260	Baugo Community Schools	\$ 11,288,093.00	\$ 777,420.00	\$ 371,860.00	\$ 74,100.00	\$ 12,511,473.00
5380	Beech Grove City Schools	\$ 20,583,090.00	\$ 1,953,648.00	\$ 884,850.00	\$ 50,800.00	\$ 23,472,388.00
9140	BELIEVE Circle City High School	\$ 399,648.00	\$ 28,056.00	\$ -	\$ -	\$ 427,704.00
395	Benton Community School Corp	\$ 10,155,369.00	\$ 1,100,408.00	\$ 220,480.00	\$ 57,600.00	\$ 11,533,857.00
515	Blackford County Schools	\$ 9,972,654.00	\$ 750,456.00	\$ 228,390.00	\$ 49,200.00	\$ 11,000,700.00
2920	Bloomfield School District	\$ 5,005,036.00	\$ 334,396.00	\$ 178,570.00	\$ 29,000.00	\$ 5,547,002.00
3405	Blue River Valley Schools	\$ 3,714,679.00	\$ 221,380.00	\$ 203,810.00	\$ 11,000.00	\$ 4,150,869.00
935	Borden-Henryville School Corporation	\$ 10,410,864.00	\$ 1,060,464.00	\$ 314,530.00	\$ 71,500.00	\$ 11,857,358.00
5480	Bremen Public Schools	\$ 8,679,374.00	\$ 680,892.00	\$ 316,480.00	\$ 38,900.00	\$ 9,715,646.00
670	Brown County School Corporation	\$ 10,383,091.00	\$ 1,335,628.00	\$ 264,570.00	\$ 64,200.00	\$ 12,047,489.00
3305	Brownsburg Community Sch Corp	\$ 54,969,091.00	\$ 4,491,140.00	\$ 1,275,820.00	\$ 515,700.00	\$ 61,251,751.00
3695	Brownstown Cnt Com Sch Corp	\$ 9,153,631.00	\$ 793,160.00	\$ 203,510.00	\$ 67,100.00	\$ 10,217,401.00
9620	Burriss Laboratory School	\$ 4,011,628.00	\$ 464,160.00	\$ 34,510.00	\$ 36,700.00	\$ 4,546,998.00
3455	C A Beard Memorial School Corp	\$ 6,587,029.00	\$ 722,544.00	\$ 157,540.00	\$ 47,000.00	\$ 7,514,113.00
9725	Canaan Community Academy	\$ 883,565.00	\$ 129,292.00	\$ -	\$ -	\$ 1,012,857.00
6340	Cannelton City Schools	\$ 1,744,102.00	\$ 177,848.00	\$ 60,650.00	\$ 8,500.00	\$ 1,991,100.00
9880	Career Academy at South Bend	\$ 2,242,130.00	\$ 352,388.00	\$ 402,220.00	\$ 27,700.00	\$ 3,024,438.00
9965	Career Academy Middle School	\$ 2,406,711.00	\$ 397,044.00	\$ -	\$ -	\$ 2,803,755.00
3060	Carmel Clay Schools	\$ 94,243,272.00	\$ 8,799,700.00	\$ 1,452,680.00	\$ 829,200.00	\$ 105,324,852.00
750	Carroll Consolidated Sch Corp	\$ 6,196,943.00	\$ 438,864.00	\$ 178,110.00	\$ 30,800.00	\$ 6,844,717.00
2650	Caston School Corporation	\$ 4,172,930.00	\$ 272,516.00	\$ 83,990.00	\$ 18,700.00	\$ 4,548,136.00
4205	Center Grove Com Sch Corp	\$ 52,161,049.00	\$ 5,131,276.00	\$ 1,098,020.00	\$ 351,000.00	\$ 58,741,345.00
8360	Centerville-Abington Com Schs	\$ 10,768,878.00	\$ 773,312.00	\$ 212,160.00	\$ 50,700.00	\$ 11,805,050.00
6055	Central Noble Com School Corp	\$ 7,373,133.00	\$ 869,364.00	\$ 136,560.00	\$ 29,700.00	\$ 8,408,757.00
9445	Charles A Tindley Accelerated Schl	\$ 2,445,884.00	\$ 143,736.00	\$ 11,600.00	\$ 14,800.00	\$ 2,616,020.00
9310	Charter School of the Dunes	\$ 5,185,723.00	\$ 250,104.00	\$ -	\$ -	\$ 5,435,827.00
9395	Christel House Academy West	\$ 3,503,317.00	\$ 158,480.00	\$ -	\$ -	\$ 3,661,797.00
9150	Circle City Preparatory Academy	\$ 1,705,143.00	\$ 65,312.00	\$ -	\$ -	\$ 1,770,455.00
4145	Clark-Pleasant Com School Corp	\$ 41,198,088.00	\$ 3,625,416.00	\$ 1,104,050.00	\$ 148,300.00	\$ 46,075,854.00

Note that tuition support calculations for school corporation 5385 may include innovations network charter schools.

Appendix E: FY2021 State Tuition Support by School Corporation

Corp	Name	FY21 Basic Grant	FY21 Special Education Grant	FY21 Career and Technical Grant	FY21 Honors Grant	FY21 Tuition Support
1000	Clarksville Com School Corp	\$ 20,736,182.00	\$ 1,631,900.00	\$ 256,440.00	\$ 32,000.00	\$ 22,656,522.00
1125	Clay Community Schools	\$ 25,507,514.00	\$ 2,462,012.00	\$ 423,140.00	\$ 103,500.00	\$ 28,496,166.00
1150	Clinton Central School Corp	\$ 4,952,559.00	\$ 457,452.00	\$ 152,070.00	\$ 20,200.00	\$ 5,582,281.00
1160	Clinton Prairie School Corp	\$ 7,362,124.00	\$ 537,576.00	\$ 187,180.00	\$ 39,700.00	\$ 8,126,580.00
6750	Cloverdale Community Schools	\$ 7,012,036.00	\$ 689,692.00	\$ 225,940.00	\$ 46,300.00	\$ 7,973,968.00
9320	Community Montessori Inc	\$ 3,050,481.00	\$ 524,272.00	\$ 28,280.00	\$ 14,300.00	\$ 3,617,333.00
1170	Community Schools of Frankfort	\$ 19,698,161.00	\$ 1,470,276.00	\$ 582,970.00	\$ 65,400.00	\$ 21,816,807.00
2270	Concord Community Schools	\$ 32,471,227.00	\$ 2,418,908.00	\$ 695,760.00	\$ 142,500.00	\$ 35,728,395.00
2440	Covington Community Sch Corp	\$ 4,777,047.00	\$ 354,104.00	\$ 166,150.00	\$ 30,100.00	\$ 5,327,401.00
1900	Cowan Community School Corp	\$ 5,097,613.00	\$ 301,196.00	\$ 141,340.00	\$ 21,300.00	\$ 5,561,449.00
1300	Crawford Co Com School Corp	\$ 8,749,454.00	\$ 1,171,992.00	\$ 246,090.00	\$ 54,400.00	\$ 10,221,936.00
5855	Crawfordsville Com Schools	\$ 15,564,260.00	\$ 1,749,476.00	\$ 232,340.00	\$ 58,000.00	\$ 17,604,076.00
3710	Crothersville Community Schools	\$ 2,809,056.00	\$ 174,992.00	\$ 77,200.00	\$ 14,700.00	\$ 3,075,948.00
4660	Crown Point Community Sch Corp	\$ 51,415,179.00	\$ 4,296,876.00	\$ 1,007,800.00	\$ 395,700.00	\$ 57,115,555.00
5455	Culver Community Schools Corp	\$ 4,623,744.00	\$ 447,764.00	\$ 125,230.00	\$ 9,900.00	\$ 5,206,638.00
1940	Daleville Community Schools	\$ 6,312,834.00	\$ 293,940.00	\$ 85,270.00	\$ 31,200.00	\$ 6,723,244.00
9920	Damar Charter Academy	\$ 1,477,707.00	\$ 1,408,348.00	\$ -	\$ -	\$ 2,886,055.00
3325	Danville Community School Corp	\$ 14,737,128.00	\$ 1,516,896.00	\$ 293,770.00	\$ 109,000.00	\$ 16,656,794.00
1655	Decatur County Com Schools	\$ 11,456,983.00	\$ 1,033,372.00	\$ 350,980.00	\$ 91,100.00	\$ 12,932,435.00
1835	DeKalb Co Ctl United Sch Dist	\$ 20,523,320.00	\$ 1,850,448.00	\$ 376,140.00	\$ 99,900.00	\$ 22,849,808.00
1805	DeKalb Co Eastern Com Sch Dist	\$ 8,088,791.00	\$ 808,952.00	\$ 170,240.00	\$ 39,300.00	\$ 9,107,283.00
1875	Delaware Community School Corp	\$ 16,466,403.00	\$ 1,197,432.00	\$ 250,200.00	\$ 76,000.00	\$ 17,990,035.00
755	Delphi Community School Corp	\$ 8,650,948.00	\$ 528,044.00	\$ 363,360.00	\$ 38,900.00	\$ 9,581,252.00
9870	Discovery Charter School	\$ 2,864,344.00	\$ 192,604.00	\$ -	\$ -	\$ 3,056,948.00
9950	Dugger Ch Sch	\$ 3,660,840.00	\$ 436,632.00	\$ 172,300.00	\$ 17,700.00	\$ 4,287,472.00
6470	Duneland School Corporation	\$ 34,881,853.00	\$ 3,358,120.00	\$ 731,550.00	\$ 226,800.00	\$ 39,198,323.00
8690	Dynamic Minds Academy	\$ 629,532.00	\$ 975,756.00	\$ -	\$ -	\$ 1,605,288.00
255	East Allen County Schools	\$ 63,042,597.00	\$ 4,425,364.00	\$ 1,203,430.00	\$ 310,800.00	\$ 68,982,191.00
9595	East Chicago Lighthouse Charter	\$ 4,011,864.00	\$ 179,336.00	\$ -	\$ -	\$ 4,191,200.00
9555	East Chicago Urban Enterprise Acad	\$ 2,994,642.00	\$ 119,424.00	\$ -	\$ -	\$ 3,114,066.00
2725	East Gibson School Corporation	\$ 4,931,597.00	\$ 621,432.00	\$ 160,770.00	\$ 15,400.00	\$ 5,729,199.00
6060	East Noble School Corp	\$ 20,909,679.00	\$ 2,343,768.00	\$ 405,530.00	\$ 94,700.00	\$ 23,753,677.00
6510	East Porter County School Corp	\$ 14,238,467.00	\$ 1,377,432.00	\$ 444,830.00	\$ 99,800.00	\$ 16,160,529.00
8215	East Washington School Corp	\$ 8,740,301.00	\$ 850,704.00	\$ 255,930.00	\$ 31,900.00	\$ 9,878,835.00
2815	Eastbrook Community Sch Corp	\$ 9,815,971.00	\$ 831,328.00	\$ 169,450.00	\$ 50,600.00	\$ 10,867,349.00
2940	Eastern Greene Schools	\$ 6,679,950.00	\$ 559,800.00	\$ 141,800.00	\$ 38,200.00	\$ 7,419,750.00
3145	Eastern Hancock Co Com Sch Corp	\$ 6,845,784.00	\$ 744,472.00	\$ 212,350.00	\$ 42,200.00	\$ 7,844,806.00
3480	Eastern Howard School Corp	\$ 9,210,495.00	\$ 667,956.00	\$ 100,880.00	\$ 69,000.00	\$ 10,048,331.00
6620	Eastern Pulaski Com Sch Corp	\$ 6,947,260.00	\$ 510,364.00	\$ 140,150.00	\$ 46,700.00	\$ 7,644,474.00
4215	Edinburgh Community Sch Corp	\$ 5,157,850.00	\$ 559,088.00	\$ 105,800.00	\$ 26,800.00	\$ 5,849,538.00
2305	Elkhart Community Schools	\$ 75,427,784.00	\$ 6,035,900.00	\$ 1,438,920.00	\$ 227,600.00	\$ 83,130,204.00
5280	Elwood Community School Corp	\$ 9,071,793.00	\$ 865,772.00	\$ 257,450.00	\$ 37,500.00	\$ 10,232,515.00
5910	Eminence Community School Corp	\$ 2,101,753.00	\$ 302,252.00	\$ 92,290.00	\$ 11,400.00	\$ 2,507,695.00
7995	Evansville Vanderburgh Sch Corp	\$ 141,382,295.00	\$ 12,152,320.00	\$ 2,766,030.00	\$ 473,000.00	\$ 156,773,645.00
2155	Fairfield Community Schools	\$ 12,639,381.00	\$ 829,384.00	\$ 249,230.00	\$ 52,800.00	\$ 13,770,795.00

Note that tuition support calculations for school corporation 5385 may include innovations network charter schools.

Appendix E: FY2021 State Tuition Support by School Corporation

Corp	Name	FY21 Basic Grant	FY21 Special Education Grant	FY21 Career and Technical Grant	FY21 Honors Grant	FY21 Tuition Support
2395	Fayette County School Corp	\$ 20,315,772.00	\$ 2,032,520.00	\$ 534,010.00	\$ 76,500.00	\$ 22,958,802.00
370	Flat Rock-Hawcreek School Corp	\$ 5,967,030.00	\$ 474,964.00	\$ 205,120.00	\$ 31,900.00	\$ 6,679,014.00
235	Fort Wayne Community Schools	\$ 187,500,827.00	\$ 17,687,388.00	\$ 2,761,950.00	\$ 657,200.00	\$ 208,607,365.00
4225	Franklin Community School Corp	\$ 30,451,334.00	\$ 3,098,580.00	\$ 521,670.00	\$ 143,900.00	\$ 34,215,484.00
2475	Franklin County Com Sch Corp	\$ 12,621,311.00	\$ 1,137,192.00	\$ 395,630.00	\$ 77,000.00	\$ 14,231,133.00
5310	Franklin Township Com Sch Corp	\$ 63,086,998.00	\$ 6,585,816.00	\$ 1,081,330.00	\$ 297,700.00	\$ 71,051,844.00
5245	Frankton-Lapel Community Schs	\$ 18,043,682.00	\$ 1,625,124.00	\$ 292,080.00	\$ 84,100.00	\$ 20,044,986.00
7605	Fremont Community Schools	\$ 5,888,412.00	\$ 420,496.00	\$ 65,820.00	\$ 33,000.00	\$ 6,407,728.00
8525	Frontier School Corporation	\$ 3,778,550.00	\$ 298,092.00	\$ 189,300.00	\$ 34,100.00	\$ 4,300,042.00
1820	Garrett-Keyser-Butler Com	\$ 10,601,873.00	\$ 1,048,972.00	\$ 392,820.00	\$ 60,200.00	\$ 12,103,865.00
4690	Gary Community School Corp	\$ 34,376,844.00	\$ 2,734,544.00	\$ 209,440.00	\$ 36,200.00	\$ 37,357,028.00
9535	Gary Lighthouse Charter School	\$ 10,243,733.00	\$ 573,308.00	\$ -	\$ 46,500.00	\$ 10,863,541.00
9885	Gary Middle College	\$ 706,658.00	\$ 41,400.00	\$ -	\$ -	\$ 748,058.00
9070	Gary Middle College West	\$ 442,054.00	\$ 23,000.00	\$ -	\$ -	\$ 465,054.00
9665	Geist Montessori Academy	\$ 1,565,583.00	\$ 161,648.00	\$ -	\$ -	\$ 1,727,231.00
8970	GEO Next Generation Academy - Indianapolis	\$ 714,670.00	\$ 49,712.00	\$ -	\$ -	\$ 764,382.00
2315	Goshen Community Schools	\$ 39,006,716.00	\$ 3,173,200.00	\$ 746,690.00	\$ 156,100.00	\$ 43,082,706.00
1010	Greater Clark County Schools	\$ 65,011,522.00	\$ 6,375,972.00	\$ 1,936,030.00	\$ 347,400.00	\$ 73,670,924.00
2120	Greater Jasper Con Schs	\$ 18,791,007.00	\$ 1,659,028.00	\$ 772,020.00	\$ 140,100.00	\$ 21,362,155.00
6755	Greencastle Community Sch Corp	\$ 10,851,908.00	\$ 1,112,560.00	\$ 285,280.00	\$ 48,400.00	\$ 12,298,148.00
3125	Greenfield-Central Com Schools	\$ 26,342,874.00	\$ 2,746,212.00	\$ 576,920.00	\$ 140,900.00	\$ 29,806,906.00
1730	Greensburg Community Schools	\$ 13,079,471.00	\$ 1,568,640.00	\$ 316,450.00	\$ 73,400.00	\$ 15,037,961.00
4245	Greenwood Community Sch Corp	\$ 24,653,190.00	\$ 3,027,228.00	\$ 363,010.00	\$ 89,200.00	\$ 28,132,628.00
4700	Griffith Public Schools	\$ 12,670,826.00	\$ 1,057,880.00	\$ 331,370.00	\$ 48,500.00	\$ 14,108,576.00
7610	Hamilton Community Schools	\$ 1,912,939.00	\$ 181,180.00	\$ 33,300.00	\$ 2,200.00	\$ 2,129,619.00
3025	Hamilton Heights School Corp	\$ 13,256,643.00	\$ 1,366,544.00	\$ 254,020.00	\$ 75,600.00	\$ 14,952,807.00
3005	Hamilton Southeastern Schools	\$ 124,328,791.00	\$ 9,306,308.00	\$ 1,267,850.00	\$ 1,062,600.00	\$ 135,965,549.00
9705	Hammond Academy of Science & Tech	\$ 3,748,887.00	\$ 170,560.00	\$ 138,670.00	\$ 34,000.00	\$ 4,092,117.00
4580	Hanover Community School Corp	\$ 14,917,630.00	\$ 1,177,344.00	\$ 367,190.00	\$ 70,100.00	\$ 16,532,264.00
9990	Heritage Inst of Arts and Tech	\$ 1,491,784.00	\$ 66,556.00	\$ -	\$ -	\$ 1,558,340.00
8990	HIM by HER Collegiate School for the Arts	\$ 452,568.00	\$ 2,300.00	\$ -	\$ -	\$ 454,868.00
9805	Hoosier Academy - Indianapolis	\$ 875,176.00	\$ 80,980.00	\$ -	\$ -	\$ 956,156.00
9651	Hope Academy	\$ 124,144.83	\$ 25,597.67	\$ -	\$ 1,500.00	\$ 151,242.50
9655	Hope Academy	\$ 18,513.17	\$ 1,958.33	\$ -	\$ -	\$ 20,471.50
3625	Huntington Co Com Sch Corp	\$ 30,879,100.00	\$ 3,234,308.00	\$ 756,820.00	\$ 129,800.00	\$ 35,000,028.00
9625	IN Acad for Sci Math Humanities	\$ 1,095,314.00	\$ 39,924.00	\$ -	\$ 137,200.00	\$ 1,272,438.00
9505	IN Agriculture and Technology School Ch School	\$ 1,459,635.00	\$ 171,092.00	\$ 44,250.00	\$ -	\$ 1,674,977.00
9905	IN Connections Academy	\$ 35,878,845.00	\$ 4,243,240.00	\$ -	\$ 64,600.00	\$ 40,186,685.00
9035	IN Connections Career Academy HS Virtual Charter School	\$ 2,913,844.00	\$ 281,972.00	\$ 4,740.00	\$ 4,400.00	\$ 3,204,956.00
9785	Indiana Math and Science Academy	\$ 3,921,021.00	\$ 118,212.00	\$ -	\$ -	\$ 4,039,233.00
9895	Indiana Math Science Academy	\$ 5,176,560.00	\$ 263,072.00	\$ -	\$ 13,000.00	\$ 5,452,632.00
9670	Indianapolis Metropolitan High Sch	\$ 2,064,511.00	\$ 274,484.00	\$ 5,250.00	\$ 2,600.00	\$ 2,346,845.00
5385	Indianapolis Public Schools	\$ 219,148,433.00	\$ 19,758,740.00	\$ 1,996,770.00	\$ 359,100.00	\$ 241,263,043.00
9120	Insight School of IN	\$ 3,432,716.00	\$ 421,420.00	\$ 99,100.00	\$ 1,100.00	\$ 3,954,336.00
9735	Inspire Academy	\$ 1,002,640.00	\$ 163,028.00	\$ -	\$ -	\$ 1,165,668.00

Note that tuition support calculations for school corporation 5385 may include innovations network charter schools.

Appendix E: FY2021 State Tuition Support by School Corporation

Corp	Name	FY21 Basic Grant	FY21 Special Education Grant	FY21 Career and Technical Grant	FY21 Honors Grant	FY21 Tuition Support
8675	Invent Learning Hub	\$ 1,204,128.00	\$ 60,312.00	\$ -	\$ -	\$ 1,264,440.00
9330	Irvington Community School	\$ 6,785,846.00	\$ 444,696.00	\$ 40,290.00	\$ 13,600.00	\$ 7,284,432.00
6900	Jac-Cen-Del Community Sch Corp	\$ 4,824,602.00	\$ 422,896.00	\$ 253,180.00	\$ 48,100.00	\$ 5,548,778.00
8940	James & Rosemary Phalen Leadership Academy High School	\$ 2,442,704.00	\$ 160,056.00	\$ 90,340.00	\$ -	\$ 2,693,100.00
3945	Jay School Corp	\$ 18,521,277.00	\$ 2,586,164.00	\$ 466,580.00	\$ 117,400.00	\$ 21,691,421.00
4015	Jennings County Schools	\$ 24,993,008.00	\$ 2,812,868.00	\$ 355,830.00	\$ 95,200.00	\$ 28,256,906.00
7150	John Glenn School Corporation	\$ 12,079,124.00	\$ 773,456.00	\$ 278,070.00	\$ 55,400.00	\$ 13,186,050.00
9495	Joshua Academy	\$ 1,706,551.00	\$ 20,300.00	\$ -	\$ -	\$ 1,726,851.00
3785	Kankakee Valley School Corp	\$ 19,667,332.00	\$ 1,989,148.00	\$ 507,990.00	\$ 118,900.00	\$ 22,283,370.00
9400	KIPP Indpls College Preparatory	\$ 2,860,167.00	\$ 174,636.00	\$ -	\$ -	\$ 3,034,803.00
9410	KIPP Indy Unite Elementary	\$ 5,141,978.00	\$ 137,224.00	\$ -	\$ -	\$ 5,279,202.00
7525	Knox Community School Corp	\$ 11,085,630.00	\$ 628,844.00	\$ 379,800.00	\$ 58,800.00	\$ 12,153,074.00
3500	Kokomo-Center Twp Con Sch Corp	\$ 36,224,220.00	\$ 2,971,980.00	\$ 782,550.00	\$ 99,100.00	\$ 40,077,850.00
7855	Lafayette School Corporation	\$ 48,503,460.00	\$ 5,841,332.00	\$ 444,920.00	\$ 153,100.00	\$ 54,942,812.00
4615	Lake Central School Corp	\$ 54,333,230.00	\$ 5,084,824.00	\$ 1,104,720.00	\$ 313,700.00	\$ 60,836,474.00
4650	Lake Ridge Schools	\$ 11,970,092.00	\$ 1,013,932.00	\$ 1,262,010.00	\$ 34,700.00	\$ 14,280,734.00
4680	Lake Station Community Schools	\$ 8,180,962.00	\$ 714,312.00	\$ 121,440.00	\$ 8,100.00	\$ 9,024,814.00
4535	Lakeland School Corporation	\$ 9,948,779.00	\$ 1,088,924.00	\$ 406,680.00	\$ 51,500.00	\$ 11,495,883.00
3160	Lanesville Community School Corp	\$ 4,278,240.00	\$ 266,604.00	\$ 188,670.00	\$ 37,400.00	\$ 4,770,914.00
4945	LaPorte Community School Corp	\$ 36,942,337.00	\$ 3,739,888.00	\$ 684,790.00	\$ 160,700.00	\$ 41,527,715.00
1620	Lawrenceburg Com School Corp	\$ 12,866,000.00	\$ 1,191,016.00	\$ 367,470.00	\$ 93,300.00	\$ 14,517,786.00
665	Lebanon Community School Corp	\$ 20,238,134.00	\$ 2,572,464.00	\$ 543,960.00	\$ 94,600.00	\$ 23,449,158.00
815	Lewis Cass School Corp	\$ 7,899,212.00	\$ 537,112.00	\$ 192,630.00	\$ 47,700.00	\$ 8,676,654.00
1895	Liberty-Perry Com School Corp	\$ 7,924,591.00	\$ 675,304.00	\$ 148,360.00	\$ 40,800.00	\$ 8,789,055.00
2950	Linton-Stockton School Corp	\$ 8,416,918.00	\$ 627,060.00	\$ 247,840.00	\$ 44,000.00	\$ 9,335,818.00
875	Logansport Community Sch Corp	\$ 26,875,679.00	\$ 2,154,104.00	\$ 1,135,560.00	\$ 97,700.00	\$ 30,263,043.00
5525	Loogootee Community Sch Corp	\$ 4,640,063.00	\$ 498,388.00	\$ 149,730.00	\$ 41,100.00	\$ 5,329,281.00
8445	M S D Bluffton-Harrison	\$ 10,151,969.00	\$ 814,416.00	\$ 272,870.00	\$ 62,800.00	\$ 11,302,055.00
6460	M S D Boone Township	\$ 6,450,877.00	\$ 677,428.00	\$ 214,940.00	\$ 22,000.00	\$ 7,365,245.00
5300	M S D Decatur Township	\$ 43,874,579.00	\$ 4,328,556.00	\$ 831,830.00	\$ 149,000.00	\$ 49,183,965.00
5330	M S D Lawrence Township	\$ 101,134,418.00	\$ 8,439,564.00	\$ 2,651,210.00	\$ 452,700.00	\$ 112,677,892.00
5925	M S D Martinsville Schools	\$ 24,524,461.00	\$ 2,512,168.00	\$ 1,069,700.00	\$ 121,900.00	\$ 28,228,229.00
6590	M S D Mount Vernon	\$ 12,817,487.00	\$ 1,590,520.00	\$ 178,470.00	\$ 45,500.00	\$ 14,631,977.00
6600	M S D North Posey Co Schools	\$ 8,518,826.00	\$ 793,212.00	\$ 292,660.00	\$ 53,900.00	\$ 9,658,598.00
4860	M S D of New Durham Township	\$ 5,544,385.00	\$ 565,856.00	\$ 184,760.00	\$ 35,300.00	\$ 6,330,301.00
5340	M S D Perry Township	\$ 108,602,305.00	\$ 10,147,328.00	\$ 1,310,030.00	\$ 395,800.00	\$ 120,455,463.00
5350	M S D Pike Township	\$ 70,592,058.00	\$ 5,501,716.00	\$ 1,621,490.00	\$ 176,800.00	\$ 77,892,064.00
2960	M S D Shakamak Schools	\$ 4,297,255.00	\$ 401,564.00	\$ 143,850.00	\$ 30,600.00	\$ 4,873,269.00
125	M S D Southwest Allen County	\$ 44,948,304.00	\$ 3,051,756.00	\$ 637,930.00	\$ 358,700.00	\$ 48,996,690.00
7615	M S D Steuben County	\$ 15,685,435.00	\$ 1,421,236.00	\$ 305,270.00	\$ 98,700.00	\$ 17,510,641.00
8050	M S D Wabash County Schools	\$ 12,825,731.00	\$ 1,077,588.00	\$ 404,660.00	\$ 44,000.00	\$ 14,351,979.00
8115	M S D Warren County	\$ 8,063,249.00	\$ 696,368.00	\$ 311,400.00	\$ 52,100.00	\$ 9,123,117.00
5360	M S D Warren Township	\$ 77,867,238.00	\$ 6,586,008.00	\$ 1,878,440.00	\$ 202,400.00	\$ 86,534,086.00
5370	M S D Washington Township	\$ 69,591,017.00	\$ 6,213,888.00	\$ 789,560.00	\$ 295,000.00	\$ 76,889,465.00
5375	M S D Wayne Township	\$ 109,941,289.00	\$ 9,965,952.00	\$ 1,638,070.00	\$ 556,100.00	\$ 122,101,411.00

Note that tuition support calculations for school corporation 5385 may include innovations network charter schools.

Appendix E: FY2021 State Tuition Support by School Corporation

Corp	Name	FY21 Basic Grant	FY21 Special Education Grant	FY21 Career and Technical Grant	FY21 Honors Grant	FY21 Tuition Support
5615	Maconaquah School Corp	\$ 12,980,281.00	\$ 1,154,508.00	\$ 334,650.00	\$ 44,100.00	\$ 14,513,539.00
3995	Madison Consolidated Schools	\$ 16,004,535.00	\$ 1,490,816.00	\$ 455,140.00	\$ 84,800.00	\$ 18,035,291.00
2825	Madison-Grant United Sch Corp	\$ 6,702,233.00	\$ 602,080.00	\$ 222,310.00	\$ 38,900.00	\$ 7,565,523.00
8045	Manchester Community Schools	\$ 8,423,238.00	\$ 793,476.00	\$ 275,360.00	\$ 48,800.00	\$ 9,540,874.00
2865	Marion Community Schools	\$ 25,742,843.00	\$ 2,268,548.00	\$ 561,840.00	\$ 117,000.00	\$ 28,690,231.00
9955	Mays Community Academy	\$ 1,198,503.00	\$ 324,300.00	\$ -	\$ -	\$ 1,522,803.00
3640	Medora Community School Corp	\$ 1,110,819.00	\$ 103,368.00	\$ 31,530.00	\$ 1,100.00	\$ 1,246,817.00
4600	Merrillville Community School	\$ 39,037,729.00	\$ 3,555,748.00	\$ 1,052,790.00	\$ 110,900.00	\$ 43,757,167.00
4925	Michigan City Area Schools	\$ 37,680,091.00	\$ 4,089,228.00	\$ 652,140.00	\$ 100,300.00	\$ 42,521,759.00
2275	Middlebury Community Schools	\$ 25,622,431.00	\$ 1,861,208.00	\$ 584,090.00	\$ 132,800.00	\$ 28,200,529.00
6910	Milan Community Schools	\$ 6,086,748.00	\$ 618,732.00	\$ 209,700.00	\$ 41,900.00	\$ 6,957,080.00
3335	Mill Creek Community Sch Corp	\$ 8,803,649.00	\$ 1,092,100.00	\$ 142,090.00	\$ 58,700.00	\$ 10,096,539.00
2855	Mississinewa Community School Corp	\$ 15,275,135.00	\$ 1,756,516.00	\$ 391,300.00	\$ 90,900.00	\$ 17,513,851.00
5085	Mitchell Community Schools	\$ 9,429,562.00	\$ 960,904.00	\$ 243,540.00	\$ 48,800.00	\$ 10,682,806.00
6820	Monroe Central School Corp	\$ 6,721,414.00	\$ 627,056.00	\$ 192,740.00	\$ 34,100.00	\$ 7,575,310.00
5740	Monroe County Com Sch Corp	\$ 64,527,262.00	\$ 6,193,552.00	\$ 1,278,280.00	\$ 500,700.00	\$ 72,499,794.00
5900	Monroe-Gregg School District	\$ 9,004,847.00	\$ 861,776.00	\$ 159,190.00	\$ 37,400.00	\$ 10,063,213.00
5930	Mooresville Con School Corp	\$ 26,869,277.00	\$ 2,506,956.00	\$ 740,210.00	\$ 155,000.00	\$ 30,271,443.00
3135	Mt Vernon Community Sch Corp	\$ 25,580,766.00	\$ 2,147,360.00	\$ 452,850.00	\$ 144,200.00	\$ 28,325,176.00
1970	Muncie Community Schools	\$ 34,966,128.00	\$ 3,768,332.00	\$ 356,500.00	\$ 80,000.00	\$ 39,170,960.00
9730	Neighbors New Vista High School	\$ 1,278,640.00	\$ 94,168.00	\$ 34,910.00	\$ 1,100.00	\$ 1,408,818.00
8305	Nettle Creek School Corp	\$ 6,687,221.00	\$ 627,212.00	\$ 288,330.00	\$ 58,100.00	\$ 7,660,863.00
2400	New Albany-Floyd Co Con Sch	\$ 71,798,641.00	\$ 7,524,836.00	\$ 1,207,680.00	\$ 425,200.00	\$ 80,956,357.00
3445	New Castle Community Sch Corp	\$ 19,202,006.00	\$ 2,122,340.00	\$ 422,900.00	\$ 69,700.00	\$ 21,816,946.00
4805	New Prairie United School Corp	\$ 17,477,660.00	\$ 1,668,216.00	\$ 542,430.00	\$ 96,500.00	\$ 19,784,806.00
4255	Nineveh-Hensley-Jackson United	\$ 11,463,772.00	\$ 823,056.00	\$ 273,230.00	\$ 65,000.00	\$ 12,625,058.00
3070	Noblesville Schools	\$ 61,475,548.00	\$ 6,929,264.00	\$ 902,490.00	\$ 308,200.00	\$ 69,615,502.00
25	North Adams Community Schools	\$ 10,094,098.00	\$ 891,464.00	\$ 286,090.00	\$ 85,500.00	\$ 11,357,152.00
6375	North Central Parke Con Sch Corp	\$ 7,550,231.00	\$ 563,796.00	\$ 247,700.00	\$ 17,600.00	\$ 8,379,327.00
1375	North Daviess Com Schools	\$ 6,933,915.00	\$ 499,752.00	\$ 138,540.00	\$ 34,500.00	\$ 7,606,707.00
2735	North Gibson School Corp	\$ 12,335,355.00	\$ 1,482,020.00	\$ 340,670.00	\$ 41,200.00	\$ 14,199,245.00
3180	North Harrison Com School Corp	\$ 12,829,082.00	\$ 1,224,008.00	\$ 590,370.00	\$ 55,500.00	\$ 14,698,960.00
7515	North Judson-San Pierre Sch Corp	\$ 6,363,958.00	\$ 524,540.00	\$ 154,810.00	\$ 30,500.00	\$ 7,073,808.00
4315	North Knox School Corp	\$ 8,212,414.00	\$ 588,040.00	\$ 170,890.00	\$ 31,700.00	\$ 9,003,044.00
5075	North Lawrence Com Schools	\$ 26,784,884.00	\$ 3,312,440.00	\$ 716,850.00	\$ 166,400.00	\$ 30,980,574.00
5620	North Miami Community Schools	\$ 4,921,181.00	\$ 455,052.00	\$ 186,280.00	\$ 22,800.00	\$ 5,585,313.00
5835	North Montgomery Com Sch Corp	\$ 10,768,094.00	\$ 951,656.00	\$ 323,480.00	\$ 66,400.00	\$ 12,109,630.00
5945	North Newton School Corp	\$ 7,194,598.00	\$ 713,236.00	\$ 149,710.00	\$ 30,100.00	\$ 8,087,644.00
6715	North Putnam Community Schools	\$ 7,755,790.00	\$ 947,308.00	\$ 253,380.00	\$ 48,500.00	\$ 9,004,978.00
7385	North Spencer County Sch Corp	\$ 11,764,052.00	\$ 1,159,652.00	\$ 285,560.00	\$ 78,500.00	\$ 13,287,764.00
8010	North Vermillion Com Sch Corp	\$ 4,501,387.00	\$ 346,204.00	\$ 210,820.00	\$ 22,400.00	\$ 5,080,811.00
3295	North West Hendricks Schools	\$ 10,788,559.00	\$ 920,340.00	\$ 176,180.00	\$ 71,900.00	\$ 11,956,979.00
8515	North White School Corp	\$ 5,387,505.00	\$ 348,896.00	\$ 186,680.00	\$ 31,700.00	\$ 5,954,781.00
2040	Northeast Dubois Co Sch Corp	\$ 4,504,348.00	\$ 666,096.00	\$ 220,340.00	\$ 37,400.00	\$ 5,428,184.00
7645	Northeast School Corp	\$ 4,952,278.00	\$ 579,080.00	\$ 148,060.00	\$ 26,500.00	\$ 5,705,918.00

Note that tuition support calculations for school corporation 5385 may include innovations network charter schools.

Appendix E: FY2021 State Tuition Support by School Corporation

Corp	Name	FY21 Basic Grant	FY21 Special Education Grant	FY21 Career and Technical Grant	FY21 Honors Grant	FY21 Tuition Support
8375	Northeastern Wayne Schools	\$ 7,819,922.00	\$ 670,200.00	\$ 152,770.00	\$ 45,500.00	\$ 8,688,392.00
8435	Northern Wells Com Schools	\$ 14,464,171.00	\$ 1,085,212.00	\$ 324,350.00	\$ 84,700.00	\$ 15,958,433.00
225	Northwest Allen County Schools	\$ 45,757,499.00	\$ 3,629,380.00	\$ 867,360.00	\$ 365,300.00	\$ 50,619,539.00
7350	Northwestern Con School Corp	\$ 8,621,854.00	\$ 796,096.00	\$ 237,630.00	\$ 61,600.00	\$ 9,717,180.00
3470	Northwestern School Corp	\$ 10,892,753.00	\$ 659,608.00	\$ 195,940.00	\$ 88,000.00	\$ 11,836,301.00
5625	Oak Hill United School Corp	\$ 10,176,028.00	\$ 840,056.00	\$ 449,720.00	\$ 50,600.00	\$ 11,516,404.00
9325	Options Charter School	\$ 3,856,450.00	\$ 1,224,676.00	\$ 119,570.00	\$ 2,200.00	\$ 5,202,896.00
7495	Oregon-Davis School Corp	\$ 3,224,447.00	\$ 252,060.00	\$ 95,710.00	\$ 16,500.00	\$ 3,588,717.00
6145	Orleans Community Schools	\$ 5,473,841.00	\$ 608,424.00	\$ 176,960.00	\$ 15,400.00	\$ 6,274,625.00
9030	Otwell Miller Academy Charter School	\$ 731,803.00	\$ 42,456.00	\$ -	\$ -	\$ 774,259.00
6155	Paoli Community School Corp	\$ 7,969,829.00	\$ 828,152.00	\$ 225,210.00	\$ 42,200.00	\$ 9,065,391.00
9165	Paramount Englewood	\$ 1,253,243.00	\$ 108,736.00	\$ -	\$ -	\$ 1,361,979.00
9060	Paramount School of Excellence II	\$ 1,703,868.00	\$ 120,248.00	\$ -	\$ -	\$ 1,824,116.00
9680	Paramount School of Excellence Inc	\$ 6,108,031.00	\$ 386,096.00	\$ -	\$ -	\$ 6,494,127.00
7175	Penn-Harris-Madison Sch Corp	\$ 66,641,388.00	\$ 5,172,760.00	\$ 1,527,800.00	\$ 443,200.00	\$ 73,785,148.00
6325	Perry Central Com Schools Corp	\$ 7,628,678.00	\$ 870,352.00	\$ 308,450.00	\$ 33,000.00	\$ 8,840,480.00
5635	Peru Community Schools	\$ 12,826,319.00	\$ 1,108,524.00	\$ 430,000.00	\$ 53,300.00	\$ 14,418,143.00
9045	Phalen Academy MS Charter School	\$ 2,063,422.00	\$ 85,668.00	\$ -	\$ -	\$ 2,149,090.00
9925	Phalen Ldrshp Acad - IN Inc	\$ 2,151,883.00	\$ 43,500.00	\$ -	\$ -	\$ 2,195,383.00
9000	Phalen Virtual Leadership Academy	\$ 305,042.00	\$ 39,168.00	\$ -	\$ -	\$ 344,210.00
6445	Pike County School Corp	\$ 9,996,191.00	\$ 1,028,476.00	\$ 349,150.00	\$ 61,700.00	\$ 11,435,517.00
9085	pilotED Schools	\$ 1,403,887.00	\$ 39,668.00	\$ -	\$ -	\$ 1,443,555.00
775	Pioneer Regional School Corp	\$ 5,760,509.00	\$ 423,508.00	\$ 180,920.00	\$ 13,600.00	\$ 6,378,537.00
3330	Plainfield Community Sch Corp	\$ 32,971,182.00	\$ 3,361,604.00	\$ 816,560.00	\$ 224,600.00	\$ 37,373,946.00
5485	Plymouth Community School Corp	\$ 20,635,185.00	\$ 1,456,864.00	\$ 636,090.00	\$ 49,200.00	\$ 22,777,339.00
6550	Portage Township Schools	\$ 45,275,861.00	\$ 4,815,412.00	\$ 915,990.00	\$ 217,100.00	\$ 51,224,363.00
6520	Porter Township School Corp	\$ 8,094,425.00	\$ 731,792.00	\$ 204,750.00	\$ 47,700.00	\$ 9,078,667.00
4515	Prairie Heights Com Sch Corp	\$ 8,255,577.00	\$ 1,010,280.00	\$ 210,080.00	\$ 47,300.00	\$ 9,523,237.00
8635	Purdue Polytech	\$ 878,984.00	\$ 147,916.00	\$ 90,400.00	\$ -	\$ 1,117,300.00
8960	Purdue Polytechnic South Bend	\$ 205,733.00	\$ 52,680.00	\$ 22,200.00	\$ -	\$ 280,613.00
6825	Randolph Central School Corp	\$ 8,455,827.00	\$ 945,596.00	\$ 206,250.00	\$ 47,000.00	\$ 9,654,673.00
6835	Randolph Eastern School Corp	\$ 5,719,793.00	\$ 376,904.00	\$ 169,010.00	\$ 13,200.00	\$ 6,278,907.00
6805	Randolph Southern School Corp	\$ 2,987,968.00	\$ 275,636.00	\$ 61,770.00	\$ 11,000.00	\$ 3,336,374.00
9690	Renaissance Academy Charter School	\$ 1,501,209.00	\$ 61,868.00	\$ -	\$ -	\$ 1,563,077.00
3815	Rensselaer Central School Corp	\$ 9,051,421.00	\$ 924,344.00	\$ 266,590.00	\$ 41,900.00	\$ 10,284,255.00
5705	Richland-Bean Blossom C S C	\$ 15,701,501.00	\$ 1,568,084.00	\$ 304,950.00	\$ 81,400.00	\$ 17,655,935.00
8385	Richmond Community Schools	\$ 30,734,988.00	\$ 3,637,536.00	\$ 466,290.00	\$ 96,000.00	\$ 34,934,814.00
6080	Rising Sun-Ohio Co Com	\$ 5,045,900.00	\$ 543,176.00	\$ 194,300.00	\$ 16,500.00	\$ 5,799,876.00
4590	River Forest Community Sch Corp	\$ 11,186,712.00	\$ 819,992.00	\$ 145,370.00	\$ 19,600.00	\$ 12,171,674.00
2645	Rochester Community Sch Corp	\$ 10,624,610.00	\$ 1,021,460.00	\$ 278,980.00	\$ 45,200.00	\$ 11,970,250.00
9875	Rock Creek Community Academy	\$ 3,732,390.00	\$ 461,364.00	\$ 80,240.00	\$ 6,600.00	\$ 4,280,594.00
9170	Rooted School Inc.	\$ 429,944.00	\$ 20,700.00	\$ -	\$ -	\$ 450,644.00
1180	Rossville Con School District	\$ 5,536,198.00	\$ 379,396.00	\$ 195,540.00	\$ 37,800.00	\$ 6,148,934.00
9465	Rural Community Schools Inc	\$ 643,614.00	\$ 109,192.00	\$ -	\$ -	\$ 752,806.00
6995	Rush County Schools	\$ 11,928,796.00	\$ 1,105,068.00	\$ 403,550.00	\$ 48,100.00	\$ 13,485,514.00

Note that tuition support calculations for school corporation 5385 may include innovations network charter schools.

Appendix E: FY2021 State Tuition Support by School Corporation

Corp	Name	FY21 Basic Grant	FY21 Special Education Grant	FY21 Career and Technical Grant	FY21 Honors Grant	FY21 Tuition Support
8205	Salem Community Schools	\$ 11,098,542.00	\$ 1,142,728.00	\$ 159,500.00	\$ 41,600.00	\$ 12,442,370.00
4670	School City of East Chicago	\$ 26,251,308.00	\$ 2,460,784.00	\$ 308,620.00	\$ 38,800.00	\$ 29,059,512.00
4710	School City of Hammond	\$ 81,673,158.00	\$ 6,592,672.00	\$ 739,050.00	\$ 130,300.00	\$ 89,135,180.00
4730	School City of Hobart	\$ 24,759,288.00	\$ 2,193,388.00	\$ 945,730.00	\$ 114,000.00	\$ 28,012,406.00
7200	School City of Mishawaka	\$ 33,841,228.00	\$ 3,184,636.00	\$ 994,520.00	\$ 78,600.00	\$ 38,098,984.00
4720	School Town of Highland	\$ 19,026,723.00	\$ 1,546,672.00	\$ 475,470.00	\$ 108,300.00	\$ 21,157,165.00
4740	School Town of Munster	\$ 23,785,669.00	\$ 1,809,408.00	\$ 434,930.00	\$ 217,500.00	\$ 26,247,507.00
5400	School Town of Speedway	\$ 11,579,772.00	\$ 931,880.00	\$ 154,940.00	\$ 76,200.00	\$ 12,742,792.00
7230	Scott County School District 1	\$ 7,932,859.00	\$ 753,692.00	\$ 123,770.00	\$ 33,800.00	\$ 8,844,121.00
7255	Scott County School District 2	\$ 16,384,337.00	\$ 1,611,048.00	\$ 376,140.00	\$ 77,900.00	\$ 18,449,425.00
9485	SE Neighborhood Sch of Excellence	\$ 4,728,705.00	\$ 285,628.00	\$ -	\$ -	\$ 5,014,333.00
9985	Seven Oaks Classical School	\$ 2,466,051.00	\$ 173,716.00	\$ -	\$ -	\$ 2,639,767.00
3675	Seymour Community Schools	\$ 31,855,155.00	\$ 3,077,732.00	\$ 713,590.00	\$ 150,500.00	\$ 35,796,977.00
7285	Shelby Eastern Schools	\$ 6,849,414.00	\$ 547,956.00	\$ 191,590.00	\$ 32,300.00	\$ 7,621,260.00
7365	Shelbyville Central Schools	\$ 23,766,241.00	\$ 2,672,432.00	\$ 661,350.00	\$ 133,500.00	\$ 27,233,523.00
3435	Shenandoah School Corporation	\$ 8,124,631.00	\$ 521,660.00	\$ 301,060.00	\$ 46,200.00	\$ 8,993,551.00
3055	Sheridan Community Schools	\$ 6,322,216.00	\$ 855,344.00	\$ 77,790.00	\$ 15,400.00	\$ 7,270,750.00
5520	Shoals Community School Corp	\$ 3,902,854.00	\$ 506,676.00	\$ 103,520.00	\$ 16,500.00	\$ 4,529,550.00
9315	Signature School Inc	\$ 2,516,947.00	\$ 2,300.00	\$ -	\$ 105,300.00	\$ 2,624,547.00
945	Silver Creek School Corporation	\$ 16,697,651.00	\$ 1,613,928.00	\$ 565,730.00	\$ 102,400.00	\$ 18,979,709.00
9760	Smith Academy for Excellence	\$ 604,174.00	\$ 84,968.00	\$ -	\$ -	\$ 689,142.00
8625	Smith-Green Community Schools	\$ 6,932,728.00	\$ 712,996.00	\$ 152,690.00	\$ 35,200.00	\$ 7,833,614.00
35	South Adams Schools	\$ 7,437,725.00	\$ 681,160.00	\$ 153,480.00	\$ 29,700.00	\$ 8,302,065.00
7205	South Bend Community Sch Corp	\$ 107,125,033.00	\$ 11,016,956.00	\$ 2,036,680.00	\$ 301,600.00	\$ 120,480,269.00
4940	South Central Com School Corp	\$ 5,646,310.00	\$ 455,264.00	\$ 221,880.00	\$ 47,700.00	\$ 6,371,154.00
1600	South Dearborn Com School Corp	\$ 13,333,665.00	\$ 1,395,452.00	\$ 361,900.00	\$ 51,400.00	\$ 15,142,417.00
2765	South Gibson School Corp	\$ 12,158,314.00	\$ 1,269,236.00	\$ 258,740.00	\$ 81,800.00	\$ 13,768,090.00
3190	South Harrison Com Schools	\$ 18,824,110.00	\$ 1,809,492.00	\$ 698,000.00	\$ 102,000.00	\$ 21,433,602.00
3415	South Henry School Corp	\$ 4,529,003.00	\$ 326,884.00	\$ 151,170.00	\$ 25,400.00	\$ 5,032,457.00
4325	South Knox School Corp	\$ 7,501,538.00	\$ 457,488.00	\$ 203,320.00	\$ 59,400.00	\$ 8,221,746.00
5255	South Madison Com Sch Corp	\$ 26,096,262.00	\$ 2,406,080.00	\$ 259,850.00	\$ 124,100.00	\$ 28,886,292.00
5845	South Montgomery Com Sch Corp	\$ 9,535,311.00	\$ 931,152.00	\$ 218,680.00	\$ 45,100.00	\$ 10,730,243.00
5995	South Newton School Corp	\$ 5,188,232.00	\$ 475,432.00	\$ 177,480.00	\$ 21,300.00	\$ 5,862,444.00
6705	South Putnam Community Schools	\$ 6,375,190.00	\$ 705,512.00	\$ 218,240.00	\$ 33,400.00	\$ 7,332,342.00
6865	South Ripley Com Sch Corp	\$ 7,055,579.00	\$ 671,476.00	\$ 269,140.00	\$ 41,900.00	\$ 8,038,095.00
7445	South Spencer County Sch Corp	\$ 7,002,243.00	\$ 774,292.00	\$ 200,350.00	\$ 23,900.00	\$ 8,000,785.00
8020	South Vermillion Com Sch Corp	\$ 10,568,968.00	\$ 865,760.00	\$ 364,260.00	\$ 46,300.00	\$ 11,845,288.00
2100	Southeast Dubois Co Sch Corp	\$ 7,077,861.00	\$ 681,192.00	\$ 307,350.00	\$ 71,900.00	\$ 8,138,303.00
2455	Southeast Fountain School Corp	\$ 6,469,260.00	\$ 549,880.00	\$ 234,690.00	\$ 26,100.00	\$ 7,279,930.00
3115	Southern Hancock Co Com Sch Corp	\$ 21,407,549.00	\$ 2,029,380.00	\$ 414,300.00	\$ 168,700.00	\$ 24,019,929.00
8425	Southern Wells Com Schools	\$ 4,965,211.00	\$ 253,136.00	\$ 137,170.00	\$ 20,900.00	\$ 5,376,417.00
2110	Southwest Dubois Co Sch Corp	\$ 10,607,541.00	\$ 910,140.00	\$ 303,890.00	\$ 43,300.00	\$ 11,864,871.00
6260	Southwest Parke Com Sch Corp	\$ 6,353,729.00	\$ 577,788.00	\$ 170,800.00	\$ 37,500.00	\$ 7,139,817.00
7715	Southwest School Corp	\$ 10,959,675.00	\$ 921,896.00	\$ 271,590.00	\$ 59,100.00	\$ 12,212,261.00
7360	Southwestern Con Sch Shelby Co	\$ 3,319,222.00	\$ 219,848.00	\$ 78,160.00	\$ 31,900.00	\$ 3,649,130.00

Note that tuition support calculations for school corporation 5385 may include innovations network charter schools.

Appendix E: FY2021 State Tuition Support by School Corporation

Corp	Name	FY21 Basic Grant	FY21 Special Education Grant	FY21 Career and Technical Grant	FY21 Honors Grant	FY21 Tuition Support
4000	Southwestern-Jefferson Co Con	\$ 8,078,541.00	\$ 710,148.00	\$ 206,270.00	\$ 28,300.00	\$ 9,023,259.00
6195	Spencer-Owen Community Schools	\$ 13,449,238.00	\$ 1,734,184.00	\$ 333,240.00	\$ 59,100.00	\$ 15,575,762.00
6160	Springs Valley Com School Corp	\$ 5,285,774.00	\$ 436,308.00	\$ 188,860.00	\$ 40,500.00	\$ 5,951,442.00
9980	Steel City Academy/Global Leadership Acad	\$ 3,236,774.00	\$ 203,360.00	\$ -	\$ 5,500.00	\$ 3,445,634.00
9960	Success Academy Primary School	\$ 4,339,095.00	\$ 392,000.00	\$ -	\$ -	\$ 4,731,095.00
1560	Sunman-Dearborn Com Sch Corp	\$ 21,727,930.00	\$ 2,103,136.00	\$ 582,930.00	\$ 180,100.00	\$ 24,594,096.00
7775	Switzerland County School Corp	\$ 9,293,577.00	\$ 946,584.00	\$ 297,450.00	\$ 22,400.00	\$ 10,560,011.00
3460	Taylor Community School Corp	\$ 8,291,066.00	\$ 626,688.00	\$ 90,290.00	\$ 27,900.00	\$ 9,035,944.00
6350	Tell City-Troy Twp School Corp	\$ 8,583,603.00	\$ 993,064.00	\$ 300,700.00	\$ 21,300.00	\$ 9,898,667.00
9835	The Bloomington Project School	\$ 1,831,933.00	\$ 309,588.00	\$ -	\$ -	\$ 2,141,521.00
9460	Thea Bowman Leadership Academy	\$ 6,256,604.00	\$ 249,504.00	\$ 52,700.00	\$ 17,000.00	\$ 6,575,808.00
9350	Timothy L Johnson Academy	\$ 3,032,162.00	\$ 51,112.00	\$ -	\$ -	\$ 3,083,274.00
9195	Timothy L Johnson Leadership Academy MS	\$ 941,445.00	\$ 64,880.00	\$ -	\$ -	\$ 1,006,325.00
9425	Tindley Genesis Academy	\$ 3,076,994.00	\$ 105,824.00	\$ -	\$ -	\$ 3,182,818.00
9430	Tindley Summit Academy	\$ 1,916,268.00	\$ 97,680.00	\$ -	\$ -	\$ 2,013,948.00
7865	Tippecanoe School Corp	\$ 83,583,970.00	\$ 8,346,784.00	\$ 866,400.00	\$ 403,200.00	\$ 93,200,354.00
4445	Tippecanoe Valley School Corp	\$ 10,758,492.00	\$ 1,015,520.00	\$ 445,000.00	\$ 51,400.00	\$ 12,270,412.00
7945	Tipton Community School Corp	\$ 8,625,291.00	\$ 676,712.00	\$ 232,410.00	\$ 40,700.00	\$ 9,575,113.00
7935	Tri-Central Community Schools	\$ 4,533,098.00	\$ 325,328.00	\$ 101,790.00	\$ 14,700.00	\$ 4,974,916.00
8535	Tri-County School Corp	\$ 4,357,259.00	\$ 391,008.00	\$ 188,770.00	\$ 34,200.00	\$ 4,971,237.00
4645	Tri-Creek School Corporation	\$ 19,114,278.00	\$ 1,535,884.00	\$ 955,870.00	\$ 127,000.00	\$ 21,733,032.00
5495	Triton School Corporation	\$ 5,325,217.00	\$ 376,364.00	\$ 151,100.00	\$ 13,200.00	\$ 5,865,881.00
4915	Tri-Township Cons School Corp	\$ 2,095,502.00	\$ 165,992.00	\$ 41,330.00	\$ 15,400.00	\$ 2,318,224.00
8565	Twin Lakes School Corp	\$ 13,504,274.00	\$ 1,013,756.00	\$ 547,820.00	\$ 73,100.00	\$ 15,138,950.00
7950	Union Co/Clg Corner Joint Sch Dist	\$ 7,898,963.00	\$ 748,232.00	\$ 177,400.00	\$ 37,400.00	\$ 8,861,995.00
6795	Union School Corporation	\$ 40,606,223.00	\$ 4,008,336.00	\$ 327,620.00	\$ 11,800.00	\$ 44,953,979.00
6530	Union Township School Corp	\$ 8,636,794.00	\$ 894,964.00	\$ 201,540.00	\$ 59,900.00	\$ 9,793,198.00
7215	Union-North United School Corp	\$ 7,760,568.00	\$ 716,548.00	\$ 152,260.00	\$ 43,700.00	\$ 8,673,076.00
6560	Valparaiso Community Schools	\$ 37,524,665.00	\$ 4,036,768.00	\$ 612,880.00	\$ 299,300.00	\$ 42,473,613.00
9080	Vanguard Collegiate of Indianapolis	\$ 666,225.00	\$ 37,956.00	\$ -	\$ -	\$ 704,181.00
9575	Victory College Preparatory Academy	\$ 7,277,780.00	\$ 215,392.00	\$ 77,490.00	\$ 20,400.00	\$ 7,591,062.00
8030	Vigo County School Corp	\$ 89,899,987.00	\$ 8,629,760.00	\$ 1,832,890.00	\$ 349,900.00	\$ 100,712,537.00
4335	Vincennes Community Sch Corp	\$ 17,988,633.00	\$ 1,559,184.00	\$ 199,260.00	\$ 50,700.00	\$ 19,797,777.00
9935	Vision Academy	\$ 3,147,870.00	\$ 253,960.00	\$ -	\$ -	\$ 3,401,830.00
8060	Wabash City Schools	\$ 9,531,532.00	\$ 1,014,292.00	\$ 338,840.00	\$ 49,900.00	\$ 10,934,564.00
2285	Wa-Nee Community Schools	\$ 17,333,117.00	\$ 1,231,416.00	\$ 360,950.00	\$ 109,800.00	\$ 19,035,283.00
8130	Warrick County School Corp	\$ 59,744,239.00	\$ 6,471,572.00	\$ 954,140.00	\$ 312,900.00	\$ 67,482,851.00
4415	Warsaw Community Schools	\$ 41,132,310.00	\$ 4,115,600.00	\$ 1,204,720.00	\$ 293,100.00	\$ 46,745,730.00
1405	Washington Com Schools	\$ 15,820,333.00	\$ 2,034,284.00	\$ 420,310.00	\$ 70,600.00	\$ 18,345,527.00
4345	Wawasee Community School Corp	\$ 17,029,936.00	\$ 1,740,372.00	\$ 459,770.00	\$ 78,500.00	\$ 19,308,578.00
1885	Wes-Del Community Schools	\$ 5,400,195.00	\$ 446,176.00	\$ 106,840.00	\$ 20,900.00	\$ 5,974,111.00
6630	West Central School Corp	\$ 4,147,499.00	\$ 386,896.00	\$ 209,990.00	\$ 19,100.00	\$ 4,763,485.00
7875	West Lafayette Com School Corp	\$ 13,347,150.00	\$ 984,528.00	\$ 92,890.00	\$ 138,600.00	\$ 14,563,168.00
6065	West Noble School Corporation	\$ 13,561,804.00	\$ 1,110,432.00	\$ 370,390.00	\$ 55,500.00	\$ 15,098,126.00
8220	West Washington School Corp	\$ 5,719,355.00	\$ 500,464.00	\$ 213,020.00	\$ 37,100.00	\$ 6,469,939.00

Note that tuition support calculations for school corporation 5385 may include innovations network charter schools.

Appendix E: FY2021 State Tuition Support by School Corporation

Corp	Name	FY21 Basic Grant	FY21 Special Education Grant	FY21 Career and Technical Grant	FY21 Honors Grant	FY21 Tuition Support
615	Western Boone Co Com Sch Dist	\$ 9,846,289.00	\$ 861,284.00	\$ 227,480.00	\$ 73,700.00	\$ 11,008,753.00
3490	Western School Corp	\$ 15,703,643.00	\$ 987,292.00	\$ 227,250.00	\$ 124,300.00	\$ 17,042,485.00
8355	Western Wayne Schools	\$ 4,965,381.00	\$ 539,144.00	\$ 249,360.00	\$ 40,400.00	\$ 5,794,285.00
3030	Westfield-Washington Schools	\$ 49,025,966.00	\$ 4,538,188.00	\$ 1,111,680.00	\$ 359,400.00	\$ 55,035,234.00
4525	Westview School Corporation	\$ 12,495,686.00	\$ 1,048,292.00	\$ 162,420.00	\$ 41,800.00	\$ 13,748,198.00
2980	White River Valley Sch Dist	\$ 4,907,193.00	\$ 426,352.00	\$ 219,090.00	\$ 31,900.00	\$ 5,584,535.00
4760	Whiting School City	\$ 7,495,604.00	\$ 542,624.00	\$ 197,960.00	\$ 38,900.00	\$ 8,275,088.00
4455	Whitko Community School Corp	\$ 7,625,642.00	\$ 1,073,528.00	\$ 639,240.00	\$ 31,600.00	\$ 9,370,010.00
8665	Whitley Co Cons Schools	\$ 20,806,509.00	\$ 2,209,304.00	\$ 548,690.00	\$ 104,200.00	\$ 23,668,703.00
1910	Yorktown Community Schools	\$ 16,681,867.00	\$ 1,071,892.00	\$ 278,240.00	\$ 93,900.00	\$ 18,125,899.00
630	Zionsville Community Schools	\$ 41,731,043.00	\$ 3,608,396.00	\$ 148,080.00	\$ 360,800.00	\$ 45,848,319.00
	Statewide	\$ 6,395,545,727.00	\$ 589,529,564.00	\$ 133,134,060.00	\$ 30,644,800.00	\$ 7,148,854,151.00

Appendix F: FY2022 State Tuition Support by School Corporation

Corp	Name	FY22 Basic Grant	FY22 Special Education Grant	FY22 Career and Technical Grant	FY22 Honors Grant	FY22 Tuition Support
9545	21st Century Charter Sch of Gary	\$10,454,820.00	\$459,240	\$55,340	\$10,800	\$10,980,200
9970	Ace Preparatory Academy	\$1,055,803.00	\$72,152	\$0	\$0	\$1,127,955
15	Adams Central Community Schools	\$7,802,913	\$610,939	\$262,900	\$56,100	\$8,732,852
5265	Alexandria Com School Corp	\$9,964,624.00	\$994,253	\$241,180	\$30,900	\$11,230,957
9065	Allegiant Preparatory Academy Charter School	\$868,657.00	\$26,104	\$0	\$0	\$894,761
5275	Anderson Community School Corp	\$46,606,392.00	\$5,147,973	\$1,511,750	\$61,500	\$53,327,615
9790	Anderson Preparatory Academy	\$5,586,406.00	\$538,046	\$44,430	\$11,400	\$6,180,282
9615	Andrew J Brown Academy	\$4,647,000.00	\$181,706	\$0	\$0	\$4,828,706
5470	Argos Community Schools	\$4,040,133.00	\$460,426	\$110,100	\$18,800	\$4,629,459
9685	Aspire Charter Academy	\$5,278,408.00	\$410,757	\$0	\$0	\$5,689,165
2435	Attica Consolidated Sch Corp	\$3,648,033.00	\$464,438	\$193,320	\$21,300	\$4,327,091
3315	Avon Community School Corp	\$63,101,684.00	\$6,013,926	\$1,378,780	\$449,300	\$70,943,690
9645	Avondale Meadows Academy	\$2,609,884.00	\$136,981	\$0	\$0	\$2,746,865
1315	Barr-Reeve Com Schools Inc	\$6,206,367.00	\$357,593	\$177,190	\$50,300	\$6,791,450
365	Bartholomew Con School Corp	\$73,105,329	\$5,859,273	\$2,289,320	\$405,500	\$81,659,422
6895	Batesville Community Sch Corp	\$13,520,909.00	\$1,137,954	\$559,360	\$97,600	\$15,315,823
2260	Baugo Community Schools	\$11,752,063.00	\$736,062	\$432,190	\$56,100	\$12,976,415
5380	Beech Grove City Schools	\$19,890,381.00	\$1,990,203	\$805,670	\$30,900	\$22,717,154
9140	BELIEVE Circle City High School	\$965,607.00	\$50,162	\$0	\$0	\$1,015,769
395	Benton Community School Corp	\$10,606,518	\$1,083,530	\$333,510	\$66,200	\$12,089,758
515	Blackford County Schools	\$10,466,302	\$871,879	\$436,160	\$43,600	\$11,817,941
2920	Bloomfield School District	\$5,384,097.00	\$397,691	\$157,990	\$29,400	\$5,969,178
3405	Blue River Valley Schools	\$3,897,680.00	\$298,823	\$208,840	\$18,000	\$4,423,343
935	Borden-Henryville School Corporation	\$10,755,640.00	\$1,196,438	\$288,260	\$82,900	\$12,323,238
5480	Bremen Public Schools	\$9,259,189.00	\$713,442	\$338,000	\$32,300	\$10,342,931
670	Brown County School Corporation	\$10,384,729	\$1,304,753	\$330,750	\$41,800	\$12,062,032
3305	Brownsburg Community Sch Corp	\$59,681,037.00	\$4,922,725	\$1,458,310	\$503,500	\$66,565,572
3695	Brownstown Cnt Com Sch Corp	\$9,277,293.00	\$859,448	\$272,330	\$48,800	\$10,457,871
9620	Burriss Laboratory School	\$4,183,114.00	\$459,898	\$30,310	\$42,200	\$4,715,522
3455	C A Beard Memorial School Corp	\$6,848,222.00	\$762,804	\$206,360	\$41,600	\$7,858,986
9725	Canaan Community Academy	\$908,570.00	\$91,426	\$0	\$0	\$999,996
6340	Cannelton City Schools	\$1,568,695.00	\$187,021	\$72,350	\$6,600	\$1,834,666
9880	Career Academy at South Bend	\$2,688,687.00	\$410,247	\$580,040	\$22,400	\$3,701,374
9965	Career Academy Middle School	\$2,780,965.00	\$377,784	\$0	\$0	\$3,158,749
3060	Carmel Clay Schools	\$98,369,366.00	\$9,234,349	\$2,208,590	\$851,600	\$110,663,905

Note that tuition support calculations for school corporation 5385 may include innovations network charter schools.

Appendix F: FY2022 State Tuition Support by School Corporation

Corp	Name	FY22 Basic Grant	FY22 Special Education Grant	FY22 Career and Technical Grant	FY22 Honors Grant	FY22 Tuition Support
750	Carroll Consolidated Sch Corp	\$6,743,122	\$472,765	\$225,650	\$36,700	\$7,478,237
2650	Caston School Corporation	\$4,930,028.00	\$290,493	\$139,160	\$15,800	\$5,375,481
4205	Center Grove Com Sch Corp	\$56,836,080.00	\$5,504,107	\$1,437,220	\$327,200	\$64,104,607
8360	Centerville-Abington Com Schs	\$11,388,146.00	\$859,688	\$262,660	\$68,300	\$12,578,794
6055	Central Noble Com School Corp	\$7,442,640.00	\$954,404	\$190,730	\$28,600	\$8,616,374
9445	Charles A Tindley Accelerated Schl	\$2,769,299.00	\$155,993	\$4,800	\$25,800	\$2,955,892
9310	Charter School of the Dunes	\$5,381,131.00	\$203,094	\$0	\$0	\$5,584,225
9395	Christel House Academy West	\$3,395,638.00	\$170,954	\$0	\$0	\$3,566,592
9150	Circle City Preparatory Academy	\$2,061,522.00	\$87,916	\$0	\$0	\$2,149,438
4145	Clark-Pleasant Com School Corp	\$43,623,519.00	\$4,051,634	\$1,292,070	\$176,300	\$49,143,523
1000	Clarksville Com School Corp	\$20,855,288.00	\$1,997,164	\$448,640	\$22,800	\$23,323,892
1125	Clay Community Schools	\$26,507,920.00	\$2,558,229	\$450,960	\$87,700	\$29,604,809
1150	Clinton Central School Corp	\$5,478,340.00	\$507,715	\$128,070	\$27,900	\$6,142,025
1160	Clinton Prairie School Corp	\$7,589,856.00	\$542,637	\$264,530	\$38,200	\$8,435,223
6750	Cloverdale Community Schools	\$9,051,904.00	\$863,641	\$241,450	\$36,700	\$10,193,695
9320	Community Montessori Inc	\$3,172,951.00	\$572,492	\$56,840	\$17,600	\$3,819,883
1170	Community Schools of Frankfort	\$19,945,670.00	\$1,408,820	\$802,410	\$70,200	\$22,227,100
2270	Concord Community Schools	\$34,022,175.00	\$2,540,992	\$1,206,750	\$117,100	\$37,887,017
2440	Covington Community Sch Corp	\$5,096,202.00	\$433,463	\$209,230	\$29,000	\$5,767,895
1900	Cowan Community School Corp	\$5,414,380.00	\$321,354	\$157,200	\$24,300	\$5,917,234
1300	Crawford Co Com School Corp	\$8,993,106.00	\$1,214,278	\$229,940	\$39,700	\$10,477,024
5855	Crawfordsville Com Schools	\$16,359,739.00	\$1,870,857	\$312,530	\$52,500	\$18,595,626
3710	Crothersville Community Schools	\$3,086,762.00	\$298,486	\$88,500	\$20,600	\$3,494,348
4660	Crown Point Community Sch Corp	\$55,033,688.00	\$4,665,808	\$1,528,880	\$374,400	\$61,602,776
5455	Culver Community Schools Corp	\$5,235,142.00	\$497,994	\$207,760	\$6,600	\$5,947,496
1940	Daleville Community Schools	\$6,658,329.00	\$306,152	\$125,110	\$45,200	\$7,134,791
9920	Damar Charter Academy	\$1,371,168.00	\$1,339,221	\$0	\$0	\$2,710,389
3325	Danville Community School Corp	\$15,928,813.00	\$1,721,975	\$386,570	\$74,100	\$18,111,458
1655	Decatur County Com Schools	\$11,624,851.00	\$1,039,930	\$401,100	\$89,900	\$13,155,781
1835	DeKalb Co Ctl United Sch Dist	\$22,065,027.00	\$1,852,259	\$488,340	\$112,700	\$24,518,326
1805	DeKalb Co Eastern Com Sch Dist	\$8,158,297.00	\$719,300	\$200,030	\$44,800	\$9,122,427
1875	Delaware Community School Corp	\$16,924,550.00	\$1,327,826	\$373,360	\$71,200	\$18,696,936
755	Delphi Community School Corp	\$8,898,457	\$552,836	\$394,480	\$55,100	\$9,900,873
9870	Discovery Charter School	\$3,282,183.00	\$223,400	\$0	\$0	\$3,505,583
9950	Dugger Ch Sch	\$3,767,887.00	\$438,790	\$239,770	\$8,900	\$4,455,347

Note that tuition support calculations for school corporation 5385 may include innovations network charter schools.

Appendix F: FY2022 State Tuition Support by School Corporation

Corp	Name	FY22 Basic Grant	FY22 Special Education Grant	FY22 Career and Technical Grant	FY22 Honors Grant	FY22 Tuition Support
6470	Duneland School Corporation	\$36,565,029.00	\$3,535,558	\$892,860	\$200,600	\$41,194,047
8690	Dynamic Minds Academy	\$654,616.00	\$1,093,727	\$0	\$0	\$1,748,343
255	East Allen County Schools	\$67,591,821	\$4,869,124	\$1,622,020	\$344,600	\$74,427,565
9595	East Chicago Lighthouse Charter	\$3,876,121.00	\$186,558	\$0	\$0	\$4,062,679
9555	East Chicago Urban Enterprise Acad	\$3,179,972.00	\$125,059	\$0	\$0	\$3,305,031
2725	East Gibson School Corporation	\$4,882,156.00	\$568,799	\$130,220	\$26,800	\$5,607,975
6060	East Noble School Corp	\$21,793,853.00	\$2,523,820	\$457,200	\$85,100	\$24,859,973
6510	East Porter County School Corp	\$15,261,729.00	\$1,389,561	\$511,870	\$105,700	\$17,268,860
8215	East Washington School Corp	\$8,776,905.00	\$826,280	\$323,180	\$34,500	\$9,960,865
2815	Eastbrook Community Sch Corp	\$10,080,481.00	\$986,107	\$145,220	\$26,100	\$11,237,908
2940	Eastern Greene Schools	\$6,885,595.00	\$566,879	\$101,230	\$26,800	\$7,580,504
3145	Eastern Hancock Co Com Sch Corp	\$7,252,285.00	\$741,475	\$218,330	\$49,200	\$8,261,290
3480	Eastern Howard School Corp	\$9,847,960.00	\$685,963	\$125,250	\$54,300	\$10,713,473
6620	Eastern Pulaski Com Sch Corp	\$7,548,299.00	\$550,067	\$193,030	\$36,000	\$8,327,396
4215	Edinburgh Community Sch Corp	\$5,593,696.00	\$553,143	\$94,810	\$17,600	\$6,259,249
2305	Elkhart Community Schools	\$79,100,216.00	\$5,922,931	\$1,799,020	\$197,400	\$87,019,567
5280	Elwood Community School Corp	\$9,670,604.00	\$991,426	\$258,450	\$18,000	\$10,938,480
5910	Eminence Community School Corp	\$2,111,026.00	\$291,032	\$80,720	\$18,400	\$2,501,178
7995	Evansville Vanderburgh Sch Corp	\$146,715,167.00	\$12,908,445	\$3,408,000	\$513,300	\$163,544,912
2155	Fairfield Community Schools	\$13,328,104.00	\$814,580	\$280,920	\$67,500	\$14,491,104
2395	Fayette County School Corp	\$21,135,370.00	\$2,010,751	\$646,000	\$77,500	\$23,869,621
370	Flat Rock-Hawcreek School Corp	\$6,280,636	\$503,677	\$246,860	\$33,800	\$7,064,973
235	Fort Wayne Community Schools	\$196,452,428	\$18,440,742	\$3,986,840	\$530,700	\$219,410,710
4225	Franklin Community School Corp	\$31,623,010.00	\$3,516,623	\$700,450	\$139,900	\$35,979,983
2475	Franklin County Com Sch Corp	\$13,416,204.00	\$1,172,337	\$434,110	\$64,200	\$15,086,851
5310	Franklin Township Com Sch Corp	\$69,845,718.00	\$6,805,266	\$1,509,310	\$237,300	\$78,397,594
5245	Frankton-Lapel Community Schs	\$19,099,432.00	\$1,869,763	\$325,080	\$76,700	\$21,370,975
7605	Fremont Community Schools	\$6,381,823.00	\$465,791	\$97,560	\$36,000	\$6,981,174
8525	Frontier School Corporation	\$4,137,830.00	\$317,519	\$225,650	\$29,700	\$4,710,699
1820	Garrett-Keyser-Butler Com	\$11,152,185.00	\$1,244,480	\$569,890	\$52,100	\$13,018,655
4690	Gary Community School Corp	\$33,743,100.00	\$2,775,299	\$237,390	\$1,100	\$36,756,889
9535	Gary Lighthouse Charter School	\$9,775,042.00	\$513,698	\$60,180	\$34,900	\$10,383,820
9885	Gary Middle College	\$858,072.00	\$65,205	\$0	\$0	\$923,277
9665	Geist Montessori Academy	\$1,348,618.00	\$100,217	\$0	\$0	\$1,448,835
8970	GEO Next Generation Academy - Indianapolis	\$1,304,855.00	\$84,926	\$98,940	\$0	\$1,488,721

Appendix F: FY2022 State Tuition Support by School Corporation

Corp	Name	FY22 Basic Grant	FY22 Special Education Grant	FY22 Career and Technical Grant	FY22 Honors Grant	FY22 Tuition Support
2315	Goshen Community Schools	\$40,347,421.00	\$3,462,515	\$1,032,320	\$126,600	\$44,968,856
1010	Greater Clark County Schools	\$66,265,585.00	\$6,710,561	\$2,190,560	\$293,500	\$75,460,206
2120	Greater Jasper Con Schs	\$19,935,475.00	\$1,780,887	\$903,270	\$141,600	\$22,761,232
6755	Greencastle Community Sch Corp	\$11,734,453.00	\$1,312,332	\$230,530	\$50,300	\$13,327,615
3125	Greenfield-Central Com Schools	\$27,688,319.00	\$2,803,176	\$703,690	\$142,800	\$31,337,985
1730	Greensburg Community Schools	\$13,586,835.00	\$1,736,016	\$406,530	\$57,200	\$15,786,581
4245	Greenwood Community Sch Corp	\$26,095,943.00	\$3,114,686	\$390,620	\$83,700	\$29,684,949
4700	Griffith Public Schools	\$13,170,730.00	\$1,008,811	\$390,370	\$46,700	\$14,616,611
7610	Hamilton Community Schools	\$2,257,116.00	\$218,158	\$83,690	\$1,100	\$2,560,064
3025	Hamilton Heights School Corp	\$13,964,812.00	\$1,393,183	\$307,310	\$76,300	\$15,741,605
3005	Hamilton Southeastern Schools	\$130,616,644.00	\$9,644,356	\$1,805,820	\$1,056,100	\$143,122,920
9705	Hammond Academy of Science & Tech	\$3,644,209.00	\$178,136	\$164,640	\$29,500	\$4,016,485
4580	Hanover Community School Corp	\$16,292,214.00	\$1,351,309	\$497,620	\$73,100	\$18,214,243
9990	Heritage Inst of Arts and Tech	\$1,768,225.00	\$87,018	\$0	\$0	\$1,855,243
9538	Herron Preparatory Academy	\$59,680.67	\$0	\$0	\$0	\$59,681
8990	HIM by HER Collegiate School for the Arts	\$1,385,847.00	\$28,150	\$0	\$0	\$1,413,997
9805	Hoosier Academy - Indianapolis	\$147,108.91	\$15,157	\$0	\$0	\$162,266
3625	Huntington Co Com Sch Corp	\$32,063,470.00	\$3,225,763	\$816,270	\$112,300	\$36,217,803
9625	IN Acad for Sci Math Humanities	\$1,223,729.00	\$34,672	\$0	\$84,400	\$1,342,801
9505	IN Agriculture and Technology School Ch School	\$1,449,211.00	\$265,084	\$109,680	\$1,100	\$1,825,075
9905	IN Connections Academy	\$36,093,195.00	\$4,748,769	\$1,100,320	\$75,000	\$42,017,284
9035	IN Connections Career Academy HS Virtual Charter School	\$3,568,490.00	\$355,985	\$138,870	\$5,500	\$4,068,845
9785	Indiana Math and Science Academy	\$3,940,773.00	\$125,498	\$0	\$0	\$4,066,271
9895	Indiana Math Science Academy	\$4,982,827.00	\$221,230	\$58,980	\$7,000	\$5,270,037
9670	Indianapolis Metropolitan High Sch	\$2,015,128.00	\$262,715	\$4,950	\$0	\$2,282,793
5385	Indianapolis Public Schools	\$225,979,897.00	\$19,410,003	\$3,718,110	\$379,300	\$249,487,310
9534	Indy STEAM Academy	\$621,037.00	\$4,830	\$0	\$0	\$625,867
9120	Insight School of IN	\$3,632,039.00	\$456,554	\$100,650	\$0	\$4,189,243
9735	Inspire Academy	\$1,240,617.00	\$223,192	\$0	\$0	\$1,463,809
8675	Invent Learning Hub	\$1,363,077.00	\$56,904	\$0	\$0	\$1,419,981
9330	Irvington Community School	\$6,802,620.00	\$473,748	\$13,200	\$9,600	\$7,299,168
6900	Jac-Cen-Del Community Sch Corp	\$5,020,392.00	\$511,244	\$262,030	\$41,500	\$5,835,166
8940	James & Rosemary Phalen Leadership Academy High School	\$3,094,986.00	\$207,768	\$214,190	\$0	\$3,516,944
3945	Jay School Corp	\$19,404,614.00	\$2,764,262	\$528,180	\$92,600	\$22,789,656
4015	Jennings County Schools	\$26,027,798.00	\$3,143,374	\$453,460	\$72,300	\$29,696,932

Note that tuition support calculations for school corporation 5385 may include innovations network charter schools.

Appendix F: FY2022 State Tuition Support by School Corporation

Corp	Name	FY22 Basic Grant	FY22 Special Education Grant	FY22 Career and Technical Grant	FY22 Honors Grant	FY22 Tuition Support
7150	John Glenn School Corporation	\$12,674,759.00	\$832,614	\$383,440	\$52,800	\$13,943,613
9495	Joshua Academy	\$1,895,364.00	\$47,463	\$0	\$0	\$1,942,827
3785	Kankakee Valley School Corp	\$20,651,189.00	\$2,237,352	\$768,620	\$98,000	\$23,755,161
9400	KIPP Indpls College Preparatory	\$3,017,963.00	\$174,444	\$0	\$0	\$3,192,407
9410	KIPP Indy Unite Elementary	\$5,275,644.00	\$131,736	\$0	\$0	\$5,407,380
7525	Knox Community School Corp	\$11,488,919.00	\$761,135	\$424,360	\$38,900	\$12,713,314
3500	Kokomo-Center Twp Con Sch Corp	\$35,294,011.00	\$2,911,990	\$944,930	\$97,500	\$39,248,431
7855	Lafayette School Corporation	\$50,710,970.00	\$5,988,553	\$909,950	\$90,400	\$57,699,873
4615	Lake Central School Corp	\$57,600,480.00	\$5,477,183	\$1,218,640	\$335,000	\$64,631,303
4650	Lake Ridge Schools	\$11,983,576.00	\$1,011,151	\$1,375,440	\$33,000	\$14,403,167
4680	Lake Station Community Schools	\$8,543,164.00	\$785,433	\$131,210	\$11,400	\$9,471,207
4535	Lakeland School Corporation	\$10,850,261.00	\$1,206,443	\$546,480	\$42,700	\$12,645,884
3160	Lanesville Community School Corp	\$4,614,105.00	\$323,124	\$202,580	\$37,400	\$5,177,209
4945	LaPorte Community School Corp	\$39,223,424.00	\$4,094,051	\$785,990	\$113,800	\$44,217,265
9536	Lawrence County Independent Schools	\$2,077,252.00	\$277,953	\$0	\$0	\$2,355,205
1620	Lawrenceburg Com School Corp	\$13,505,505.00	\$1,418,453	\$580,820	\$97,700	\$15,602,478
665	Lebanon Community School Corp	\$21,275,312	\$2,724,870	\$724,280	\$94,600	\$24,819,062
815	Lewis Cass School Corp	\$8,847,410	\$748,853	\$215,630	\$41,100	\$9,852,993
1895	Liberty-Perry Com School Corp	\$8,046,667.00	\$673,064	\$215,000	\$37,100	\$8,971,831
2950	Linton-Stockton School Corp	\$8,629,719.00	\$732,605	\$240,880	\$44,400	\$9,647,604
875	Logansport Community Sch Corp	\$28,174,329.00	\$2,250,880	\$1,279,160	\$105,300	\$31,809,669
5525	Loogootee Community Sch Corp	\$4,701,032.00	\$515,377	\$149,170	\$31,200	\$5,396,779
8445	M S D Bluffton-Harrison	\$11,135,169.00	\$924,286	\$291,910	\$66,900	\$12,418,265
6460	M S D Boone Township	\$6,580,091.00	\$654,746	\$244,440	\$36,000	\$7,515,277
5300	M S D Decatur Township	\$45,174,849.00	\$4,681,545	\$1,127,440	\$118,900	\$51,102,734
5330	M S D Lawrence Township	\$108,901,542.00	\$8,723,331	\$3,485,330	\$385,700	\$121,495,903
5925	M S D Martinsville Schools	\$25,963,411.00	\$2,979,064	\$798,880	\$107,200	\$29,848,555
6590	M S D Mount Vernon	\$13,643,128.00	\$1,740,752	\$220,900	\$38,900	\$15,643,680
6600	M S D North Posey Co Schools	\$9,113,211.00	\$817,341	\$339,500	\$41,500	\$10,311,552
4860	M S D of New Durham Township	\$5,947,446.00	\$568,453	\$159,510	\$30,100	\$6,705,509
5340	M S D Perry Township	\$112,364,315.00	\$10,753,102	\$1,484,190	\$329,100	\$124,930,707
5350	M S D Pike Township	\$73,972,893.00	\$5,714,223	\$2,026,510	\$166,100	\$81,879,726
2960	M S D Shakamak Schools	\$4,452,056.00	\$410,503	\$117,270	\$30,500	\$5,010,329
125	M S D Southwest Allen County	\$48,069,627	\$3,370,008	\$772,480	\$343,300	\$52,555,415
7615	M S D Steuben County	\$16,527,670.00	\$1,584,755	\$285,170	\$62,000	\$18,459,595

Appendix F: FY2022 State Tuition Support by School Corporation

Corp	Name	FY22 Basic Grant	FY22 Special Education Grant	FY22 Career and Technical Grant	FY22 Honors Grant	FY22 Tuition Support
8050	M S D Wabash County Schools	\$13,513,289.00	\$1,088,977	\$434,860	\$63,800	\$15,100,926
8115	M S D Warren County	\$8,672,388.00	\$749,094	\$432,210	\$44,800	\$9,898,492
5360	M S D Warren Township	\$82,590,340.00	\$6,841,154	\$2,469,530	\$155,700	\$92,056,724
5370	M S D Washington Township	\$72,555,873.00	\$6,309,377	\$1,072,550	\$310,800	\$80,248,600
5375	M S D Wayne Township	\$112,097,934.00	\$10,706,147	\$1,856,060	\$466,300	\$125,126,441
5615	Maconaquah School Corp	\$13,087,859.00	\$1,139,347	\$275,830	\$62,600	\$14,565,636
3995	Madison Consolidated Schools	\$16,985,243.00	\$1,559,199	\$553,030	\$103,300	\$19,200,772
2825	Madison-Grant United Sch Corp	\$8,652,600.00	\$812,155	\$186,230	\$45,200	\$9,696,185
8045	Manchester Community Schools	\$9,089,453.00	\$787,233	\$424,470	\$49,300	\$10,350,456
2865	Marion Community Schools	\$26,568,667.00	\$2,304,078	\$767,110	\$115,900	\$29,755,755
9955	Mays Community Academy	\$1,099,294.00	\$242,820	\$0	\$0	\$1,342,114
3640	Medora Community School Corp	\$1,046,911.00	\$95,357	\$28,640	\$4,400	\$1,175,308
4600	Merrillville Community School	\$40,604,277.00	\$3,850,550	\$1,643,690	\$111,100	\$46,209,617
4925	Michigan City Area Schools	\$39,491,696.00	\$4,362,351	\$738,530	\$94,600	\$44,687,177
2275	Middlebury Community Schools	\$26,460,775.00	\$1,783,435	\$775,860	\$151,500	\$29,171,570
6910	Milan Community Schools	\$6,452,522.00	\$661,366	\$221,550	\$29,000	\$7,364,438
3335	Mill Creek Community Sch Corp	\$9,412,645.00	\$1,125,526	\$163,070	\$71,600	\$10,772,841
2855	Mississinewa Community School Corp	\$16,211,960.00	\$1,858,329	\$417,900	\$74,300	\$18,562,489
5085	Mitchell Community Schools	\$9,851,392.00	\$1,019,849	\$254,180	\$22,400	\$11,147,821
6820	Monroe Central School Corp	\$7,127,430.00	\$688,032	\$291,710	\$36,700	\$8,143,872
5740	Monroe County Com Sch Corp	\$67,624,745.00	\$6,453,418	\$1,617,490	\$474,400	\$76,170,053
5900	Monroe-Gregg School District	\$9,553,292.00	\$849,810	\$255,430	\$43,300	\$10,701,832
5930	Mooreville Con School Corp	\$27,928,135.00	\$2,630,467	\$765,830	\$159,600	\$31,484,032
3135	Mt Vernon Community Sch Corp	\$27,794,524.00	\$2,444,943	\$473,440	\$140,500	\$30,853,407
1970	Muncie Community Schools	\$37,456,630.00	\$3,852,751	\$593,260	\$88,200	\$41,990,841
9730	Neighbors New Vista High School	\$1,151,423.00	\$96,462	\$15,620	\$1,100	\$1,264,605
8305	Nettle Creek School Corp	\$6,926,075.00	\$618,834	\$298,690	\$57,300	\$7,900,899
2400	New Albany-Floyd Co Con Sch	\$74,619,995.00	\$7,795,992	\$1,122,390	\$343,700	\$83,882,077
3445	New Castle Community Sch Corp	\$19,584,321.00	\$2,265,331	\$545,730	\$74,100	\$22,469,482
4805	New Prairie United School Corp	\$18,758,239.00	\$1,737,848	\$594,750	\$77,800	\$21,168,637
4255	Nineveh-Hensley-Jackson United	\$12,794,746.00	\$935,922	\$427,230	\$55,800	\$14,213,698
3070	Noblesville Schools	\$65,366,153.00	\$7,182,407	\$1,266,200	\$362,100	\$74,176,860
25	North Adams Community Schools	\$10,432,177	\$1,028,605	\$282,040	\$70,400	\$11,813,222
6375	North Central Parke Con Sch Corp	\$7,995,443.00	\$727,034	\$296,400	\$42,200	\$9,061,077
1375	North Daviess Com Schools	\$7,080,897.00	\$576,351	\$149,590	\$39,300	\$7,846,138

Appendix F: FY2022 State Tuition Support by School Corporation

Corp	Name	FY22 Basic Grant	FY22 Special Education Grant	FY22 Career and Technical Grant	FY22 Honors Grant	FY22 Tuition Support
2735	North Gibson School Corp	\$12,686,318.00	\$1,507,309	\$421,380	\$45,200	\$14,660,207
3180	North Harrison Com School Corp	\$13,532,921.00	\$1,240,528	\$671,330	\$65,000	\$15,509,779
7515	North Judson-San Pierre Sch Corp	\$6,583,825.00	\$504,849	\$200,980	\$36,800	\$7,326,454
4315	North Knox School Corp	\$8,285,656.00	\$576,039	\$226,440	\$31,600	\$9,119,735
5075	North Lawrence Com Schools	\$25,328,342.00	\$3,315,868	\$895,550	\$125,500	\$29,665,260
5620	North Miami Community Schools	\$5,094,415.00	\$477,003	\$243,140	\$32,700	\$5,847,258
5835	North Montgomery Com Sch Corp	\$11,687,063.00	\$1,096,309	\$387,460	\$41,800	\$13,212,632
5945	North Newton School Corp	\$7,802,144.00	\$759,591	\$211,090	\$29,700	\$8,802,525
6715	North Putnam Community Schools	\$8,353,602.00	\$1,062,614	\$313,420	\$44,000	\$9,773,636
7385	North Spencer County Sch Corp	\$12,518,442.00	\$1,246,653	\$355,980	\$72,300	\$14,193,375
8010	North Vermillion Com Sch Corp	\$4,569,598.00	\$332,642	\$231,590	\$15,800	\$5,149,630
3295	North West Hendricks Schools	\$11,639,838.00	\$1,055,444	\$224,970	\$76,300	\$12,996,552
8515	North White School Corp	\$5,880,688.00	\$424,417	\$246,730	\$19,800	\$6,571,635
2040	Northeast Dubois Co Sch Corp	\$4,952,431.00	\$722,384	\$265,640	\$28,600	\$5,969,055
7645	Northeast School Corp	\$5,086,383.00	\$584,658	\$171,960	\$24,200	\$5,867,201
8375	Northeastern Wayne Schools	\$8,134,792.00	\$764,816	\$202,400	\$47,000	\$9,149,008
8435	Northern Wells Com Schools	\$15,114,655.00	\$1,086,358	\$431,610	\$105,300	\$16,737,923
225	Northwest Allen County Schools	\$48,588,178	\$3,991,331	\$1,062,840	\$359,900	\$54,002,249
7350	Northwestern Con School Corp	\$8,820,167.00	\$827,943	\$291,340	\$83,300	\$10,022,750
3470	Northwestern School Corp	\$11,958,860.00	\$776,861	\$262,870	\$71,600	\$13,070,191
5625	Oak Hill United School Corp	\$10,552,967.00	\$895,047	\$581,360	\$43,000	\$12,072,374
9325	Options Charter School	\$5,189,142.00	\$1,564,566	\$243,750	\$2,200	\$6,999,658
7495	Oregon-Davis School Corp	\$3,268,550.00	\$272,951	\$127,710	\$14,800	\$3,684,011
6145	Orleans Community Schools	\$5,766,943.00	\$691,271	\$183,820	\$22,000	\$6,664,034
9030	Otwell Miller Academy Charter School	\$628,707.00	\$31,519	\$0	\$0	\$660,226
6155	Paoli Community School Corp	\$8,306,416.00	\$792,563	\$286,460	\$27,900	\$9,413,339
9165	Paramount Englewood	\$1,451,985.00	\$105,154	\$0	\$0	\$1,557,139
9060	Paramount School of Excellence II	\$1,628,808.00	\$104,193	\$0	\$0	\$1,733,001
9680	Paramount School of Excellence Inc	\$5,872,294.00	\$424,101	\$0	\$0	\$6,296,395
7175	Penn-Harris-Madison Sch Corp	\$68,480,391.00	\$5,203,462	\$2,252,750	\$523,600	\$76,460,203
6325	Perry Central Com Schools Corp	\$7,806,887.00	\$949,344	\$381,700	\$41,800	\$9,179,731
5635	Peru Community Schools	\$13,352,124.00	\$1,187,626	\$540,680	\$45,600	\$15,126,030
9045	Phalen Academy MS Charter School	\$1,981,057.00	\$88,841	\$0	\$0	\$2,069,898
9925	Phalen Ldrshp Acad - IN Inc	\$2,465,347.00	\$51,555	\$0	\$0	\$2,516,902
6445	Pike County School Corp	\$10,318,121.00	\$1,039,851	\$438,770	\$48,400	\$11,845,142

Appendix F: FY2022 State Tuition Support by School Corporation

Corp	Name	FY22 Basic Grant	FY22 Special Education Grant	FY22 Career and Technical Grant	FY22 Honors Grant	FY22 Tuition Support
9085	pilotED Schools	\$1,767,640.00	\$0	\$0	\$0	\$1,767,640
775	Pioneer Regional School Corp	\$6,005,199	\$408,482	\$200,500	\$27,200	\$6,641,381
3330	Plainfield Community Sch Corp	\$34,885,679.00	\$3,601,206	\$965,920	\$264,200	\$39,717,005
5485	Plymouth Community School Corp	\$21,261,595.00	\$1,476,020	\$706,860	\$73,000	\$23,517,475
6550	Portage Township Schools	\$46,714,858.00	\$5,221,101	\$1,487,010	\$152,400	\$53,575,369
6520	Porter Township School Corp	\$8,535,771.00	\$817,513	\$223,950	\$45,500	\$9,622,734
4515	Prairie Heights Com Sch Corp	\$8,769,298.00	\$1,011,467	\$282,200	\$41,100	\$10,104,065
9533	Promise Prep	\$384,422.00	\$2,915	\$0	\$0	\$387,337
8635	Purdue Polytech	\$1,286,551.00	\$190,772	\$110,200	\$4,400	\$1,591,923
8960	Purdue Polytechnic South Bend	\$627,843.00	\$102,562	\$92,250	\$0	\$822,655
6825	Randolph Central School Corp	\$8,607,064.00	\$1,048,211	\$281,450	\$30,500	\$9,967,225
6835	Randolph Eastern School Corp	\$5,842,433.00	\$436,069	\$150,630	\$7,700	\$6,436,832
6805	Randolph Southern School Corp	\$3,174,147.00	\$307,700	\$79,510	\$8,100	\$3,569,457
9690	Renaissance Academy Charter School	\$1,706,368.00	\$73,936	\$0	\$0	\$1,780,304
3815	Rensselaer Central School Corp	\$9,555,923.00	\$1,034,795	\$339,110	\$36,800	\$10,966,628
5705	Richland-Bean Blossom C S C	\$16,999,464.00	\$1,753,952	\$321,630	\$74,900	\$19,149,946
8385	Richmond Community Schools	\$31,948,536.00	\$3,934,612	\$543,190	\$70,200	\$36,496,538
6080	Rising Sun-Ohio Co Com	\$5,135,574.00	\$603,604	\$191,470	\$15,800	\$5,946,448
4590	River Forest Community Sch Corp	\$11,469,699.00	\$942,066	\$176,790	\$18,100	\$12,606,655
2645	Rochester Community Sch Corp	\$10,743,969.00	\$962,918	\$400,370	\$35,600	\$12,142,857
9875	Rock Creek Community Academy	\$3,995,654.00	\$493,136	\$89,250	\$8,100	\$4,586,140
9170	Rooted School Inc.	\$684,038.00	\$51,669	\$0	\$0	\$735,707
1180	Rossville Con School District	\$5,857,714.00	\$458,170	\$209,030	\$40,000	\$6,564,914
9465	Rural Community Schools Inc	\$885,281.00	\$130,702	\$0	\$0	\$1,015,983
6995	Rush County Schools	\$12,420,896.00	\$1,217,668	\$424,190	\$37,800	\$14,100,554
8205	Salem Community Schools	\$11,310,599.00	\$1,096,407	\$206,060	\$48,100	\$12,661,166
4670	School City of East Chicago	\$25,579,029.00	\$2,330,996	\$283,480	\$37,800	\$28,231,305
4710	School City of Hammond	\$82,186,352.00	\$6,423,966	\$1,670,360	\$191,500	\$90,472,178
4730	School City of Hobart	\$26,598,004.00	\$2,403,800	\$996,350	\$110,600	\$30,108,754
7200	School City of Mishawaka	\$36,560,655.00	\$3,542,847	\$1,263,940	\$64,600	\$41,432,042
4720	School Town of Highland	\$19,776,278.00	\$1,710,376	\$572,340	\$90,000	\$22,148,994
4740	School Town of Munster	\$25,311,029.00	\$1,896,223	\$574,630	\$218,800	\$28,000,682
5400	School Town of Speedway	\$12,146,343.00	\$981,996	\$154,180	\$94,500	\$13,377,019
7230	Scott County School District 1	\$8,113,148.00	\$672,965	\$173,720	\$32,500	\$8,992,333
7255	Scott County School District 2	\$16,772,018.00	\$1,555,839	\$496,270	\$82,600	\$18,906,727

Appendix F: FY2022 State Tuition Support by School Corporation

Corp	Name	FY22 Basic Grant	FY22 Special Education Grant	FY22 Career and Technical Grant	FY22 Honors Grant	FY22 Tuition Support
9485	SE Neighborhood Sch of Excellence	\$4,787,677.00	\$333,416	\$0	\$0	\$5,121,093
9985	Seven Oaks Classical School	\$2,988,645.00	\$154,333	\$0	\$4,400	\$3,147,378
3675	Seymour Community Schools	\$33,570,679.00	\$3,097,916	\$1,001,390	\$121,400	\$37,791,385
7285	Shelby Eastern Schools	\$7,593,164.00	\$681,800	\$217,690	\$32,300	\$8,524,954
7365	Shelbyville Central Schools	\$24,725,767.00	\$2,855,720	\$674,870	\$124,500	\$28,380,857
3435	Shenandoah School Corporation	\$8,451,331.00	\$587,874	\$298,120	\$44,800	\$9,382,125
3055	Sheridan Community Schools	\$6,782,742.00	\$863,239	\$120,560	\$29,700	\$7,796,241
5520	Shoals Community School Corp	\$4,212,723.00	\$583,786	\$134,820	\$24,200	\$4,955,529
9315	Signature School Inc	\$2,614,293.00	\$28,934	\$0	\$90,700	\$2,733,927
945	Silver Creek School Corporation	\$18,243,993.00	\$1,723,338	\$570,720	\$121,400	\$20,659,451
9760	Smith Academy for Excellence	\$574,570.00	\$109,899	\$0	\$0	\$684,469
8625	Smith-Green Community Schools	\$7,370,485.00	\$662,032	\$193,480	\$30,100	\$8,256,097
35	South Adams Schools	\$8,055,524	\$670,733	\$227,220	\$40,000	\$8,993,477
7205	South Bend Community Sch Corp	\$110,258,678.00	\$11,466,880	\$2,297,560	\$288,200	\$124,311,318
4940	South Central Com School Corp	\$6,081,776.00	\$513,669	\$219,790	\$36,700	\$6,851,935
1600	South Dearborn Com School Corp	\$13,034,686.00	\$1,425,189	\$414,270	\$53,600	\$14,927,745
2765	South Gibson School Corp	\$12,923,284.00	\$1,288,753	\$318,700	\$78,500	\$14,609,237
3190	South Harrison Com Schools	\$19,344,453.00	\$1,882,113	\$905,460	\$85,500	\$22,217,526
3415	South Henry School Corp	\$4,570,184.00	\$345,698	\$160,980	\$30,100	\$5,106,962
4325	South Knox School Corp	\$7,886,753.00	\$508,899	\$208,690	\$49,500	\$8,653,842
5255	South Madison Com Sch Corp	\$27,879,044.00	\$2,511,927	\$339,150	\$149,400	\$30,879,521
5845	South Montgomery Com Sch Corp	\$10,003,925.00	\$883,882	\$277,920	\$36,300	\$11,202,027
5995	South Newton School Corp	\$5,567,558.00	\$510,234	\$177,920	\$20,600	\$6,276,312
6705	South Putnam Community Schools	\$6,688,752.00	\$702,601	\$270,880	\$26,800	\$7,689,033
6865	South Ripley Com Sch Corp	\$7,264,219.00	\$768,788	\$267,770	\$32,700	\$8,333,477
7445	South Spencer County Sch Corp	\$7,074,243.00	\$771,713	\$200,080	\$24,600	\$8,070,636
8020	South Vermillion Com Sch Corp	\$10,888,835.00	\$886,006	\$337,110	\$43,000	\$12,154,951
2100	Southeast Dubois Co Sch Corp	\$7,642,857.00	\$757,858	\$407,310	\$44,400	\$8,852,425
2455	Southeast Fountain School Corp	\$6,401,374.00	\$620,006	\$190,150	\$50,000	\$7,261,530
3115	Southern Hancock Co Com Sch Corp	\$22,621,663.00	\$2,068,435	\$372,600	\$160,400	\$25,223,098
8425	Southern Wells Com Schools	\$5,341,402.00	\$280,497	\$162,500	\$32,300	\$5,816,699
2110	Southwest Dubois Co Sch Corp	\$11,471,203.00	\$908,459	\$372,500	\$39,600	\$12,791,762
6260	Southwest Parke Com Sch Corp	\$6,676,366.00	\$623,041	\$217,980	\$31,700	\$7,549,087
7715	Southwest School Corp	\$10,721,769.00	\$1,092,126	\$299,730	\$66,900	\$12,180,525
7360	Southwestern Con Sch Shelby Co	\$3,657,686.00	\$280,024	\$86,210	\$23,500	\$4,047,420

Appendix F: FY2022 State Tuition Support by School Corporation

Corp	Name	FY22 Basic Grant	FY22 Special Education Grant	FY22 Career and Technical Grant	FY22 Honors Grant	FY22 Tuition Support
4000	Southwestern-Jefferson Co Con	\$8,115,074.00	\$721,640	\$297,000	\$49,300	\$9,183,014
6195	Spencer-Owen Community Schools	\$14,264,405.00	\$1,807,648	\$498,540	\$38,500	\$16,609,093
6160	Springs Valley Com School Corp	\$5,233,906.00	\$463,128	\$229,480	\$20,600	\$5,947,114
9980	Steel City Academy/Global Leadership Acad	\$3,266,712.00	\$181,051	\$23,760	\$0	\$3,471,523
9960	Success Academy Primary School	\$4,563,618.00	\$388,656	\$0	\$0	\$4,952,274
1560	Sunman-Dearborn Com Sch Corp	\$23,145,666.00	\$2,299,396	\$803,060	\$193,300	\$26,441,422
7775	Switzerland County School Corp	\$9,958,812.00	\$939,102	\$413,520	\$30,200	\$11,341,634
3460	Taylor Community School Corp	\$8,958,860.00	\$650,280	\$85,660	\$21,300	\$9,716,100
6350	Tell City-Troy Twp School Corp	\$9,276,358.00	\$1,047,073	\$362,660	\$50,000	\$10,736,091
9835	The Bloomington Project School	\$2,076,605.00	\$286,606	\$0	\$0	\$2,363,211
9537	The Nature School of Central Indiana	\$741,420.00	\$70,521	\$0	\$0	\$811,941
9460	Thea Bowman Leadership Academy	\$6,286,950.00	\$239,423	\$97,650	\$8,200	\$6,632,223
9350	Timothy L Johnson Academy	\$3,149,272.00	\$60,492	\$0	\$0	\$3,209,764
9195	Timothy L Johnson Leadership Academy MS	\$1,225,274.00	\$57,361	\$0	\$0	\$1,282,635
9425	Tindley Genesis Academy	\$3,308,745.00	\$87,596	\$0	\$0	\$3,396,341
9430	Tindley Summit Academy	\$2,004,646.00	\$80,681	\$0	\$0	\$2,085,327
7865	Tippecanoe School Corp	\$88,721,546.00	\$9,011,710	\$1,192,040	\$399,700	\$99,324,996
4445	Tippecanoe Valley School Corp	\$11,508,253.00	\$1,076,406	\$555,000	\$43,000	\$13,182,659
7945	Tipton Community School Corp	\$9,185,174.00	\$713,775	\$302,020	\$64,600	\$10,265,569
7935	Tri-Central Community Schools	\$4,839,034.00	\$326,603	\$169,360	\$23,100	\$5,358,097
8535	Tri-County School Corp	\$4,803,986.00	\$445,994	\$225,700	\$33,100	\$5,508,780
4645	Tri-Creek School Corporation	\$20,536,700.00	\$1,709,133	\$1,055,070	\$124,700	\$23,425,603
5495	Triton School Corporation	\$5,968,958.00	\$419,619	\$154,880	\$27,500	\$6,570,957
4915	Tri-Township Cons School Corp	\$2,063,732.00	\$178,729	\$65,160	\$5,900	\$2,313,521
8565	Twin Lakes School Corp	\$14,251,466.00	\$1,087,288	\$570,450	\$51,700	\$15,960,904
7950	Union Co/Clg Corner Joint Sch Dist	\$8,178,431.00	\$778,426	\$223,300	\$46,600	\$9,226,757
6795	Union School Corporation	\$42,280,954.00	\$4,957,217	\$478,430	\$12,900	\$47,729,501
6530	Union Township School Corp	\$8,921,617.00	\$879,004	\$190,140	\$49,600	\$10,040,361
7215	Union-North United School Corp	\$8,348,382.00	\$705,545	\$175,680	\$40,400	\$9,270,007
6560	Valparaiso Community Schools	\$40,371,375.00	\$4,487,552	\$687,330	\$258,200	\$45,804,457
9080	Vanguard Collegiate of Indianapolis	\$727,035.00	\$36,764	\$0	\$0	\$763,799
9575	Victory College Preparatory Academy	\$7,372,405.00	\$190,866	\$183,360	\$32,300	\$7,778,931
8030	Vigo County School Corp	\$94,160,217.00	\$9,078,374	\$2,177,840	\$305,100	\$105,721,531
4335	Vincennes Community Sch Corp	\$19,451,211.00	\$1,698,285	\$266,630	\$45,600	\$21,461,726
9935	Vision Academy	\$3,143,444.00	\$199,941	\$0	\$0	\$3,343,385

Appendix F: FY2022 State Tuition Support by School Corporation

Corp	Name	FY22 Basic Grant	FY22 Special Education Grant	FY22 Career and Technical Grant	FY22 Honors Grant	FY22 Tuition Support
8060	Wabash City Schools	\$9,653,556.00	\$1,129,533	\$400,670	\$45,900	\$11,229,659
2285	Wa-Nee Community Schools	\$18,061,956.00	\$1,371,235	\$536,520	\$95,000	\$20,064,711
8130	Warrick County School Corp	\$62,801,647.00	\$6,973,748	\$1,002,380	\$308,300	\$71,086,075
4415	Warsaw Community Schools	\$43,214,308.00	\$4,164,693	\$1,572,860	\$233,500	\$49,185,361
1405	Washington Com Schools	\$16,546,468.00	\$2,041,737	\$497,500	\$64,000	\$19,149,705
4345	Wawasee Community School Corp	\$18,218,847.00	\$1,880,728	\$509,130	\$89,200	\$20,697,905
1885	Wes-Del Community Schools	\$5,858,890.00	\$411,411	\$174,920	\$17,700	\$6,462,921
6630	West Central School Corp	\$4,279,082.00	\$403,868	\$220,870	\$26,500	\$4,930,320
7875	West Lafayette Com School Corp	\$14,136,524.00	\$938,633	\$127,170	\$125,800	\$15,328,127
6065	West Noble School Corporation	\$13,926,589.00	\$1,161,821	\$491,990	\$23,100	\$15,603,500
8220	West Washington School Corp	\$5,705,258.00	\$570,773	\$228,040	\$43,700	\$6,547,771
615	Western Boone Co Com Sch Dist	\$10,083,566	\$880,588	\$248,990	\$67,900	\$11,281,044
3490	Western School Corp	\$16,295,891.00	\$1,054,340	\$280,620	\$107,500	\$17,738,351
8355	Western Wayne Schools	\$4,955,241.00	\$537,209	\$260,830	\$31,200	\$5,784,480
3030	Westfield-Washington Schools	\$53,853,926.00	\$5,011,808	\$1,405,340	\$373,500	\$60,644,574
4525	Westview School Corporation	\$12,815,999.00	\$1,154,948	\$222,920	\$55,400	\$14,249,267
2980	White River Valley Sch Dist	\$5,242,999.00	\$485,343	\$239,370	\$20,600	\$5,988,312
4760	Whiting School City	\$7,728,112.00	\$541,557	\$216,430	\$27,500	\$8,513,599
4455	Whitko Community School Corp	\$7,890,245.00	\$1,026,278	\$533,140	\$36,800	\$9,486,463
8665	Whitley Co Cons Schools	\$22,303,023.00	\$2,488,733	\$816,780	\$98,300	\$25,706,836
1910	Yorktown Community Schools	\$17,551,812.00	\$1,178,085	\$343,830	\$111,700	\$19,185,427
630	Zionsville Community Schools	\$45,474,792	\$3,766,258	\$291,630	\$346,500	\$49,879,180
	Statewide	\$6,707,868,013.58	\$622,804,726.14	\$168,118,070.00	\$29,154,700.00	\$7,527,945,509.72

Appendix G: FY2018 to FY2022 Basic Plus Complexity Grant Totals per ADM by School Corporation

Corp	Corp Name	FY18 Basic + Complexity per Fall ADM	FY19 Basic + Complexity per Fall ADM	FY20 Basic per Avg. ADM	FY21 Basic per Avg. ADM	FY22 Basic per Avg. ADM
9545	21st Century Charter Sch of Gary	\$7,496.91	\$7,575.91	\$7,750.41	\$7,827.26	\$8,060.77
9970	Ace Preparatory Academy	\$6,452.56	\$6,531.56	\$6,673.30	\$6,741.51	\$7,706.59
0015	Adams Central Community Schools	\$5,518.96	\$5,597.96	\$5,789.27	\$5,945.92	\$6,224.90
5265	Alexandria Com School Corp	\$6,075.65	\$6,154.65	\$6,284.57	\$6,426.04	\$6,676.47
9065	Allegiant Preparatory Academy Charter School	\$0.00	\$7,551.85	\$7,816.85	\$7,987.39	\$7,653.37
5275	Anderson Community School Corp	\$6,844.32	\$6,923.32	\$7,077.35	\$7,148.59	\$7,420.22
9790	Anderson Preparatory Academy	\$6,314.53	\$6,393.53	\$6,538.98	\$6,700.76	\$7,152.89
9615	Andrew J Brown Academy	\$6,881.48	\$6,960.48	\$7,157.65	\$7,323.68	\$7,507.27
5470	Argos Community Schools	\$5,701.57	\$5,780.57	\$5,980.16	\$6,138.12	\$6,436.10
9685	Aspire Charter Academy	\$7,330.22	\$7,409.22	\$7,709.53	\$7,878.00	\$7,961.40
2435	Attica Consolidated Sch Corp	\$5,927.72	\$6,006.72	\$6,202.08	\$6,361.56	\$6,590.85
3315	Avon Community School Corp	\$5,525.68	\$5,604.68	\$5,780.05	\$5,936.67	\$6,239.04
9645	Avondale Meadows Academy	\$6,682.23	\$6,761.23	\$7,201.82	\$7,368.14	\$8,105.23
1315	Barr-Reeve Com Schools Inc	\$5,458.44	\$5,537.44	\$5,758.97	\$5,915.42	\$6,250.12
0365	Bartholomew Con School Corp	\$5,816.94	\$5,895.94	\$6,033.84	\$6,192.68	\$6,439.07
6895	Batesville Community Sch Corp	\$5,620.53	\$5,699.53	\$5,833.43	\$5,990.39	\$6,290.96
2260	Baugo Community Schools	\$5,686.36	\$5,765.36	\$5,903.48	\$6,060.72	\$6,335.34
5380	Beech Grove City Schools	\$6,377.88	\$6,456.88	\$6,610.15	\$6,771.87	\$7,062.09
9140	BELIEVE Circle City High School	\$0.00	\$0.00	\$0.00	\$7,540.53	\$7,882.51
0395	Benton Community School Corp	\$5,984.34	\$6,063.34	\$6,190.40	\$6,257.14	\$6,602.25
0515	Blackford County Schools	\$6,263.57	\$6,342.57	\$6,478.39	\$6,580.31	\$6,860.99
2920	Bloomfield School District	\$5,905.77	\$5,984.77	\$6,129.45	\$6,285.21	\$6,596.70
3405	Blue River Valley Schools	\$5,909.67	\$5,988.67	\$6,195.88	\$6,355.31	\$6,539.73
0935	Borden-Henryville School Corporation	\$0.00	\$0.00	\$0.00	\$6,039.01	\$6,335.64
5480	Bremen Public Schools	\$5,653.44	\$5,732.44	\$5,849.13	\$5,976.79	\$6,364.95
0670	Brown County School Corporation	\$5,936.92	\$6,015.92	\$6,141.49	\$6,236.35	\$6,551.71
3305	Brownsburg Community Sch Corp	\$5,526.39	\$5,605.39	\$5,744.01	\$5,900.03	\$6,213.86
3695	Brownstown Cnt Com Sch Corp	\$5,720.33	\$5,799.33	\$6,017.39	\$6,174.46	\$6,494.43
9620	Burriss Laboratory School	\$5,608.14	\$5,687.14	\$5,826.13	\$5,983.04	\$6,276.24
3455	C A Beard Memorial School Corp	\$5,981.51	\$6,060.51	\$6,187.48	\$6,273.36	\$6,562.30
9725	Canaan Community Academy	\$6,147.84	\$6,226.84	\$6,356.17	\$6,496.80	\$7,297.75
6340	Cannelton City Schools	\$6,583.14	\$6,662.14	\$6,939.75	\$7,104.29	\$7,082.14
9880	Career Academy at South Bend	\$5,999.56	\$6,078.56	\$6,206.10	\$6,324.77	\$6,638.41
9965	Career Academy Middle School	\$6,310.63	\$6,389.63	\$6,526.93	\$6,630.06	\$7,218.60
3060	Carmel Clay Schools	\$5,367.14	\$5,446.14	\$5,634.14	\$5,789.55	\$6,094.92

Note that tuition support calculations for school corporations 5385 and 4690 may include innovation network charter schools as well as turnaround academies.

Appendix G: FY2018 to FY2022 Basic Plus Complexity Grant Totals per ADM by School Corporation

Corp	Corp Name	FY18 Basic + Complexity per Fall ADM	FY19 Basic + Complexity per Fall ADM	FY20 Basic per Avg. ADM	FY21 Basic per Avg. ADM	FY22 Basic per Avg. ADM
9710	Carpe Diem Northwest	\$6,513.77	\$0.00	\$0.00	\$0.00	\$0.00
0750	Carroll Consolidated Sch Corp	\$5,715.38	\$5,794.38	\$5,913.00	\$6,060.58	\$6,415.91
2650	Caston School Corporation	\$5,796.77	\$5,875.77	\$6,060.46	\$6,218.97	\$6,568.99
4205	Center Grove Com Sch Corp	\$5,487.46	\$5,566.46	\$5,753.86	\$5,909.93	\$6,253.97
8360	Centerville-Abington Com Schs	\$5,839.24	\$5,918.24	\$6,040.75	\$6,194.35	\$6,511.23
6055	Central Noble Com School Corp	\$5,737.67	\$5,816.67	\$5,946.22	\$6,103.59	\$6,394.02
9445	Charles A Tindley Accelerated Schl	\$5,986.11	\$6,065.11	\$6,318.88	\$6,479.16	\$7,155.81
9310	Charter School of the Dunes	\$7,405.60	\$7,484.60	\$7,656.24	\$7,739.89	\$7,896.01
9380	Christel House Academy	\$6,382.12	\$6,461.12	\$6,600.66	\$0.00	\$0.00
9395	Christel House Academy West	\$6,808.93	\$6,887.93	\$7,040.85	\$7,113.33	\$7,209.42
9150	Circle City Preparatory Academy	\$7,404.88	\$7,483.89	\$7,655.51	\$7,733.07	\$7,823.61
4145	Clark-Pleasant Com School Corp	\$5,754.30	\$5,833.30	\$5,953.15	\$6,101.92	\$6,510.97
1000	Clarksville Com School Corp	\$6,090.86	\$6,169.86	\$6,300.27	\$6,091.40	\$6,473.78
1125	Clay Community Schools	\$6,113.16	\$6,192.16	\$6,323.26	\$6,452.16	\$6,754.30
1150	Clinton Central School Corp	\$5,888.43	\$5,967.43	\$6,091.49	\$6,158.33	\$6,519.19
1160	Clinton Prairie School Corp	\$5,875.34	\$5,954.34	\$6,096.23	\$6,254.99	\$6,443.00
6750	Cloverdale Community Schools	\$6,134.39	\$6,213.39	\$6,345.16	\$6,474.64	\$6,583.20
9320	Community Montessori Inc	\$5,462.34	\$5,541.34	\$5,682.32	\$5,838.24	\$6,084.28
1170	Community Schools of Frankfort	\$6,186.42	\$6,265.42	\$6,398.82	\$6,467.49	\$6,693.38
2270	Concord Community Schools	\$5,878.17	\$5,957.17	\$6,080.90	\$6,283.86	\$6,504.63
2440	Covington Community Sch Corp	\$5,720.68	\$5,799.68	\$5,918.48	\$6,066.09	\$6,303.28
1900	Cowan Community School Corp	\$5,984.34	\$6,063.34	\$6,200.62	\$6,360.09	\$6,700.97
1300	Crawford Co Com School Corp	\$6,080.25	\$6,159.25	\$6,314.87	\$6,474.17	\$6,756.96
5855	Crawfordsville Com Schools	\$6,155.98	\$6,234.98	\$6,356.44	\$6,472.97	\$6,862.31
3710	Crothersville Community Schools	\$6,033.18	\$6,112.18	\$6,240.77	\$6,391.48	\$6,695.80
4660	Crown Point Community Sch Corp	\$5,560.72	\$5,639.72	\$5,788.90	\$5,945.40	\$6,279.16
5455	Culver Community Schools Corp	\$6,095.11	\$6,174.11	\$6,300.28	\$6,397.70	\$6,713.79
1940	Daleville Community Schools	\$5,870.38	\$5,949.38	\$6,110.10	\$6,268.95	\$6,752.87
9920	Damar Charter Academy	\$6,912.97	\$6,991.97	\$7,429.58	\$7,597.47	\$7,638.82
3325	Danville Community School Corp	\$5,598.94	\$5,677.94	\$5,817.37	\$5,973.35	\$6,279.84
1655	Decatur County Com Schools	\$5,872.15	\$5,951.15	\$6,074.70	\$6,192.96	\$6,474.44
1835	DeKalb Co Ctl United Sch Dist	\$5,777.66	\$5,856.66	\$5,976.88	\$6,089.10	\$6,417.05
1805	DeKalb Co Eastern Com Sch Dist	\$5,837.47	\$5,916.47	\$6,038.93	\$6,173.40	\$6,463.86
1875	Delaware Community School Corp	\$5,826.50	\$5,905.50	\$6,114.85	\$6,272.92	\$6,578.99
0755	Delphi Community School Corp	\$5,800.31	\$5,879.31	\$6,033.09	\$6,191.41	\$6,440.83

Note that tuition support calculations for school corporations 5385 and 4690 may include innovation network charter schools as well as turnaround academies.

Appendix G: FY2018 to FY2022 Basic Plus Complexity Grant Totals per ADM by School Corporation

Corp	Corp Name	FY18 Basic + Complexity per Fall ADM	FY19 Basic + Complexity per Fall ADM	FY20 Basic per Avg. ADM	FY21 Basic per Avg. ADM	FY22 Basic per Avg. ADM
9870	Discovery Charter School	\$5,539.49	\$5,618.49	\$5,731.60	\$5,881.61	\$6,336.26
9795	Dr Robert H Faulkner Academy	\$6,924.65	\$7,003.65	\$0.00	\$0.00	\$0.00
9950	Dugger Ch Sch	\$6,475.91	\$6,554.91	\$6,697.39	\$6,766.80	\$7,036.20
6470	Duneland School Corporation	\$5,658.40	\$5,737.40	\$5,854.24	\$6,003.76	\$6,273.49
8690	Dynamic Minds Academy	\$0.00	\$0.00	\$5,838.54	\$5,995.54	\$6,204.89
0255	East Allen County Schools	\$6,118.47	\$6,197.47	\$6,345.16	\$6,505.18	\$6,796.43
9595	East Chicago Lighthouse Charter	\$7,380.47	\$7,459.47	\$7,630.33	\$7,707.71	\$7,862.31
9555	East Chicago Urban Enterprise Acad	\$6,906.96	\$6,985.96	\$7,141.96	\$7,216.00	\$7,653.36
2725	East Gibson School Corporation	\$5,878.17	\$5,957.17	\$6,176.53	\$6,334.74	\$6,548.83
6060	East Noble School Corp	\$5,895.16	\$5,974.16	\$6,091.26	\$6,189.96	\$6,476.86
6510	East Porter County School Corp	\$5,511.17	\$5,590.17	\$5,731.23	\$5,887.31	\$6,216.59
8215	East Washington School Corp	\$5,967.00	\$6,046.00	\$6,169.54	\$6,272.55	\$6,482.59
2815	Eastbrook Community Sch Corp	\$5,808.45	\$5,887.45	\$6,098.06	\$6,256.28	\$6,472.86
2940	Eastern Greene Schools	\$5,928.42	\$6,007.42	\$6,132.73	\$6,259.03	\$6,579.64
3145	Eastern Hancock Co Com Sch Corp	\$5,714.31	\$5,793.31	\$5,911.91	\$6,031.53	\$6,336.64
3480	Eastern Howard School Corp	\$5,738.02	\$5,817.02	\$5,982.35	\$6,140.33	\$6,335.13
6620	Eastern Pulaski Com Sch Corp	\$5,931.25	\$6,010.25	\$6,135.30	\$6,202.80	\$6,538.15
4215	Edinburgh Community Sch Corp	\$6,124.84	\$6,203.84	\$6,335.31	\$6,403.29	\$6,834.08
2305	Elkhart Community Schools	\$6,224.99	\$6,303.99	\$6,430.31	\$6,514.23	\$6,924.36
5280	Elwood Community School Corp	\$6,364.78	\$6,443.78	\$6,582.78	\$6,679.08	\$7,033.78
5910	Eminence Community School Corp	\$5,990.71	\$6,069.71	\$6,196.97	\$6,264.54	\$6,525.58
7995	Evansville Vanderburgh Sch Corp	\$6,272.77	\$6,351.77	\$6,484.30	\$6,596.08	\$6,883.80
2155	Fairfield Community Schools	\$5,483.57	\$5,562.57	\$5,679.58	\$5,835.28	\$6,161.86
2395	Fayette County School Corp	\$6,294.71	\$6,373.71	\$6,510.51	\$6,579.80	\$6,952.42
0370	Flat Rock-Hawcreek School Corp	\$5,863.66	\$5,942.66	\$6,065.94	\$6,132.61	\$6,484.91
0235	Fort Wayne Community Schools	\$6,478.03	\$6,557.03	\$6,699.58	\$6,769.45	\$7,083.33
4225	Franklin Community School Corp	\$5,807.39	\$5,886.39	\$6,051.34	\$6,208.21	\$6,566.61
2475	Franklin County Com Sch Corp	\$5,860.12	\$5,939.12	\$6,080.21	\$6,243.54	\$6,597.59
5310	Franklin Township Com Sch Corp	\$5,692.02	\$5,771.02	\$5,917.38	\$6,073.39	\$6,459.12
5245	Frankton-Lapel Community Schs	\$5,734.84	\$5,813.84	\$5,947.38	\$6,107.19	\$6,425.38
7605	Fremont Community Schools	\$5,795.36	\$5,874.36	\$5,995.49	\$6,113.13	\$6,446.42
8525	Frontier School Corporation	\$5,613.45	\$5,692.45	\$5,868.84	\$6,024.67	\$6,293.28
1820	Garrett-Keyser-Butler Com	\$5,866.49	\$5,945.49	\$6,068.86	\$6,171.06	\$6,460.84
4690	Gary Community School Corp	\$7,455.15	\$7,534.15	\$7,703.51	\$7,790.79	\$8,166.29
9535	Gary Lighthouse Charter School	\$7,375.52	\$7,454.52	\$7,625.22	\$7,778.08	\$8,061.89

Note that tuition support calculations for school corporations 5385 and 4690 may include innovation network charter schools as well as turnaround academies.

Appendix G: FY2018 to FY2022 Basic Plus Complexity Grant Totals per ADM by School Corporation

Corp	Corp Name	FY18 Basic + Complexity per Fall ADM	FY19 Basic + Complexity per Fall ADM	FY20 Basic per Avg. ADM	FY21 Basic per Avg. ADM	FY22 Basic per Avg. ADM
9885	Gary Middle College	\$6,377.88	\$6,456.88	\$6,596.28	\$6,666.58	\$7,004.67
9070	Gary Middle College West	\$0.00	\$6,359.20	\$6,586.79	\$6,748.92	\$0.00
9665	Geist Montessori Academy	\$5,508.34	\$5,587.34	\$5,729.41	\$5,885.65	\$6,158.07
8970	GEO Next Generation Academy - Indianapolis	\$0.00	\$0.00	\$0.00	\$7,405.91	\$7,766.99
2315	Goshen Community Schools	\$5,919.82	\$5,998.82	\$6,119.84	\$6,185.67	\$6,434.72
1010	Greater Clark County Schools	\$5,968.41	\$6,047.41	\$6,172.17	\$6,329.73	\$6,590.44
2120	Greater Jasper Con Schs	\$5,533.12	\$5,612.12	\$5,781.60	\$5,938.07	\$6,286.81
6755	Greencastle Community Sch Corp	\$5,956.73	\$6,035.73	\$6,184.93	\$6,344.29	\$6,672.99
3125	Greenfield-Central Com Schools	\$5,782.97	\$5,861.97	\$5,982.53	\$6,135.85	\$6,469.01
1730	Greensburg Community Schools	\$5,953.20	\$6,032.20	\$6,151.59	\$6,315.53	\$6,590.75
4245	Greenwood Community Sch Corp	\$5,904.00	\$5,983.00	\$6,109.37	\$6,266.70	\$6,654.58
4700	Griffith Public Schools	\$6,049.10	\$6,128.10	\$6,257.20	\$6,360.86	\$6,628.45
7610	Hamilton Community Schools	\$5,683.17	\$5,762.17	\$5,886.72	\$6,044.04	\$6,439.70
3025	Hamilton Heights School Corp	\$5,656.27	\$5,735.27	\$5,903.15	\$6,059.02	\$6,339.66
3005	Hamilton Southeastern Schools	\$5,399.34	\$5,478.34	\$5,663.34	\$5,818.61	\$6,131.52
9705	Hammond Academy of Science & Tech	\$6,033.53	\$6,112.53	\$6,452.11	\$6,611.79	\$6,856.46
4580	Hanover Community School Corp	\$5,559.31	\$5,638.31	\$5,812.29	\$5,969.44	\$6,256.61
9990	Heritage Inst of Arts and Tech	\$6,776.37	\$6,855.37	\$7,329.20	\$7,496.40	\$8,019.16
9538	Herron Preparatory Academy	\$0.00	\$0.00	\$0.00	\$0.00	\$0.00
8990	HIM by HER Collegiate School for the Arts	\$0.00	\$0.00	\$0.00	\$7,802.90	\$8,152.04
9805	Hoosier Academy - Indianapolis	\$6,032.47	\$6,111.47	\$6,691.18	\$6,837.31	\$0.00
9865	Hoosier Academy Virtual	\$5,823.33	\$0.00	\$0.00	\$0.00	\$0.00
9655	Hope Academy	\$5,980.81	\$6,059.81	\$6,570.00	N/A	\$0.00
9651	Hope Academy	\$0.00	\$0.00	\$0.00	\$5,282.76	\$0.00
3625	Huntington Co Com Sch Corp	\$5,906.13	\$5,985.13	\$6,110.47	\$6,268.80	\$6,583.56
9625	IN Acad for Sci Math Humanities	\$5,434.02	\$5,513.02	\$5,631.22	\$5,780.02	\$6,164.88
9505	IN Agriculture and Technology Ch School	\$0.00	\$5,624.15	\$5,828.69	\$5,982.11	\$5,468.72
9905	IN Connections Academy	\$5,382.01	\$5,453.11	\$5,351.63	\$5,487.74	\$5,683.52
9035	IN Connections Career Academy HS Virtual Charter School	\$5,286.47	\$5,357.56	\$5,265.49	\$5,401.01	\$5,664.27
9490	Indiana College Preparatory School	\$7,137.70	\$0.00	\$0.00	\$0.00	\$0.00
9785	Indiana Math and Science Academy	\$6,617.47	\$6,696.47	\$6,843.39	\$6,915.38	\$6,962.50
9895	Indiana Math Science Academy	\$6,599.42	\$6,678.42	\$7,051.80	\$7,214.72	\$7,365.60
9155	Indiana Virtual Pathways Academy	\$5,528.17	\$5,599.27	\$0.00	\$0.00	\$0.00
9890	Indiana Virtual School	\$5,518.97	\$5,590.07	\$0.00	\$0.00	\$0.00
9780	Indianapolis Acad of Excel -Chlng Fnd Aca	\$7,155.39	\$7,234.39	\$0.00	\$0.00	\$0.00

Note that tuition support calculations for school corporations 5385 and 4690 may include innovation network charter schools as well as turnaround academies.

Appendix G: FY2018 to FY2022 Basic Plus Complexity Grant Totals per ADM by School Corporation

Corp	Corp Name	FY18 Basic + Complexity per Fall ADM	FY19 Basic + Complexity per Fall ADM	FY20 Basic per Avg. ADM	FY21 Basic per Avg. ADM	FY22 Basic per Avg. ADM
9770	Indianapolis Lighthouse East	\$7,259.44	\$7,338.44	\$0.00	\$0.00	\$0.00
9670	Indianapolis Metropolitan High Sch	\$7,042.50	\$7,121.50	\$7,281.75	\$7,333.96	\$7,618.63
5385	Indianapolis Public Schools	\$6,934.56	\$7,018.52	\$7,175.41	\$7,248.65	\$7,439.54
9575	Indpls Lighthouse Charter School	\$7,262.27	\$7,341.27	\$7,508.42	\$7,584.97	\$7,931.58
9534	Indy STEAM Academy	\$0.00	\$0.00	\$0.00	\$0.00	\$8,225.66
9120	Insight School of IN	\$5,773.78	\$5,844.88	\$5,689.62	\$5,828.04	\$6,145.58
9735	Inspire Academy	\$7,001.80	\$7,080.80	\$7,239.78	\$7,372.35	\$8,108.61
8675	Invent Learning Hub	\$0.00	\$0.00	\$8,019.42	\$8,191.35	\$8,211.31
9330	Irvington Community School	\$6,098.29	\$6,177.29	\$6,495.54	\$6,651.16	\$7,115.71
6900	Jac-Cen-Del Community Sch Corp	\$5,875.69	\$5,954.69	\$6,071.68	\$6,197.31	\$6,558.32
8940	James & Rosemary Phalen Leadership Academy High School	\$0.00	\$0.00	\$0.00	\$7,424.63	\$7,747.15
3945	Jay School Corp	\$5,930.55	\$6,009.55	\$6,133.99	\$6,208.94	\$6,556.72
4015	Jennings County Schools	\$6,105.02	\$6,184.02	\$6,314.87	\$6,382.48	\$6,529.28
7150	John Glenn School Corporation	\$5,690.96	\$5,769.96	\$5,927.60	\$6,085.20	\$6,427.36
9495	Joshua Academy	\$6,860.24	\$6,939.24	\$7,093.78	\$7,246.50	\$7,551.25
3785	Kankakee Valley School Corp	\$5,776.25	\$5,855.25	\$6,032.36	\$6,190.54	\$6,436.40
9400	KIPP Indpls College Preparatory	\$7,473.20	\$7,552.20	\$7,725.96	\$7,804.00	\$8,134.67
9410	KIPP Indy Unite Elementary	\$7,512.48	\$7,591.48	\$7,907.36	\$8,078.52	\$8,420.82
7525	Knox Community School Corp	\$6,225.34	\$6,304.34	\$6,438.97	\$6,508.06	\$6,848.26
3500	Kokomo-Center Twp Con Sch Corp	\$6,615.70	\$6,694.70	\$6,841.56	\$6,916.00	\$7,225.72
7855	Lafayette School Corporation	\$6,376.46	\$6,455.46	\$6,594.82	\$6,706.55	\$7,100.32
4615	Lake Central School Corp	\$5,518.25	\$5,597.25	\$5,768.83	\$5,925.11	\$6,269.44
4650	Lake Ridge Schools	\$7,066.92	\$7,145.92	\$7,306.94	\$7,382.11	\$7,640.15
4680	Lake Station Community Schools	\$6,626.67	\$6,705.67	\$6,852.88	\$6,924.22	\$7,323.76
4535	Lakeland School Corporation	\$5,751.12	\$5,830.12	\$6,006.19	\$6,164.05	\$6,531.89
3160	Lanesville Community School Corp	\$5,424.47	\$5,503.47	\$5,752.77	\$5,909.17	\$6,188.28
4945	LaPorte Community School Corp	\$6,125.19	\$6,204.19	\$6,333.93	\$6,419.17	\$6,759.16
9536	Lawrence County Independent Schools	\$0.00	\$0.00	\$0.00	\$0.00	\$6,935.73
1620	Lawrenceburg Com School Corp	\$5,993.54	\$6,072.54	\$6,199.89	\$6,299.14	\$6,482.12
0665	Lebanon Community School Corp	\$5,843.84	\$5,922.84	\$6,043.40	\$6,143.01	\$6,463.71
0815	Lew Cass School Corp	\$5,851.98	\$5,930.98	\$6,053.89	\$6,151.39	\$6,519.40
1895	Liberty-Perry Com School Corp	\$6,059.72	\$6,138.72	\$6,383.12	\$6,543.84	\$6,822.10
2950	Linton-Stockton School Corp	\$5,961.69	\$6,040.69	\$6,178.72	\$6,338.04	\$6,643.36
0875	Logansport Community Sch Corp	\$6,123.78	\$6,202.78	\$6,333.32	\$6,402.21	\$6,699.97
5525	Loogootee Community Sch Corp	\$5,787.92	\$5,866.92	\$5,982.59	\$6,101.33	\$6,352.75

Note that tuition support calculations for school corporations 5385 and 4690 may include innovation network charter schools as well as turnaround academies.

Appendix G: FY2018 to FY2022 Basic Plus Complexity Grant Totals per ADM by School Corporation

Corp	Corp Name	FY18 Basic + Complexity per Fall ADM	FY19 Basic + Complexity per Fall ADM	FY20 Basic per Avg. ADM	FY21 Basic per Avg. ADM	FY22 Basic per Avg. ADM
8445	M S D Bluffton-Harrison	\$5,851.27	\$5,930.27	\$6,053.16	\$6,171.56	\$6,488.36
6460	M S D Boone Township	\$5,730.95	\$5,809.95	\$5,937.09	\$6,094.36	\$6,432.15
5300	M S D Decatur Township	\$6,207.65	\$6,286.65	\$6,449.92	\$6,609.61	\$6,945.17
5330	M S D Lawrence Township	\$6,203.40	\$6,282.40	\$6,407.87	\$6,552.92	\$6,891.96
5925	M S D Martinsville Schools	\$5,992.83	\$6,071.83	\$6,231.28	\$6,389.07	\$6,608.14
6590	M S D Mount Vernon	\$6,065.74	\$6,144.74	\$6,274.35	\$6,432.30	\$6,724.13
6600	M S D North Posey Co Schools	\$5,711.13	\$5,790.13	\$5,957.17	\$6,114.97	\$6,418.93
4860	M S D of New Durham Township	\$5,903.30	\$5,982.30	\$6,106.82	\$6,250.72	\$6,678.77
5350	M S D Pike Township	\$6,198.09	\$6,277.09	\$6,410.86	\$6,534.43	\$6,884.68
2960	M S D Shakamak Schools	\$6,201.28	\$6,280.28	\$6,429.84	\$6,590.88	\$6,886.40
0125	M S D Southwest Allen County	\$5,459.86	\$5,538.86	\$5,725.76	\$5,881.75	\$6,193.74
7615	M S D Steuben County	\$5,833.93	\$5,912.93	\$6,063.38	\$6,221.91	\$6,599.19
8050	M S D Wabash County Schools	\$5,931.25	\$6,010.25	\$6,135.65	\$6,260.50	\$6,554.77
8115	M S D Warren County	\$5,865.07	\$5,944.07	\$6,067.40	\$6,134.08	\$6,450.27
5360	M S D Warren Township	\$6,506.70	\$6,585.70	\$6,729.14	\$6,807.77	\$7,199.61
5370	M S D Washington Township	\$6,126.61	\$6,205.61	\$6,337.13	\$6,445.40	\$6,794.21
5375	M S D Wayne Township	\$6,422.11	\$6,501.11	\$6,625.65	\$6,700.06	\$6,916.21
5615	Maconaquah School Corp	\$6,111.39	\$6,190.39	\$6,321.44	\$6,464.35	\$6,836.55
3995	Madison Consolidated Schools	\$6,041.67	\$6,120.67	\$6,249.53	\$6,332.16	\$6,656.96
2825	Madison-Grant United Sch Corp	\$6,045.92	\$6,124.92	\$6,256.83	\$6,416.69	\$6,500.83
8045	Manchester Community Schools	\$5,813.41	\$5,892.41	\$6,046.96	\$6,205.05	\$6,430.64
9915	Marion Academy	\$6,855.29	\$6,934.29	\$0.00	\$0.00	\$0.00
2865	Marion Community Schools	\$6,926.77	\$7,005.77	\$7,162.40	\$7,282.28	\$7,570.50
9955	Mays Community Academy	\$6,236.32	\$6,315.32	\$6,450.28	\$6,531.35	\$7,280.09
3640	Medora Community School Corp	\$6,604.73	\$6,683.73	\$6,830.26	\$6,899.50	\$7,073.72
4600	Merrillville Community School	\$6,228.88	\$6,307.88	\$6,443.71	\$6,603.69	\$6,884.60
4925	Michigan City Area Schools	\$6,839.01	\$6,918.01	\$7,071.88	\$7,154.67	\$7,533.64
2275	Middlebury Community Schools	\$5,503.39	\$5,582.39	\$5,692.78	\$5,845.16	\$6,209.82
6910	Milan Community Schools	\$5,873.57	\$5,952.57	\$6,097.33	\$6,255.65	\$6,637.51
3335	Mill Creek Community Sch Corp	\$5,591.16	\$5,670.16	\$5,788.90	\$5,944.40	\$6,270.92
2855	Mississinewa Community School Corp	\$6,313.82	\$6,392.82	\$6,530.22	\$6,663.09	\$7,007.55
5085	Mitchell Community Schools	\$6,059.01	\$6,138.01	\$6,318.88	\$6,478.57	\$6,768.39
6820	Monroe Central School Corp	\$6,025.39	\$6,104.39	\$6,232.74	\$6,299.36	\$6,759.06
5740	Monroe County Com Sch Corp	\$5,877.46	\$5,956.46	\$6,101.34	\$6,259.01	\$6,550.25
5900	Monroe-Gregg School District	\$5,761.03	\$5,840.03	\$5,969.94	\$6,127.83	\$6,297.49

Note that tuition support calculations for school corporations 5385 and 4690 may include innovation network charter schools as well as turnaround academies.

Appendix G: FY2018 to FY2022 Basic Plus Complexity Grant Totals per ADM by School Corporation

Corp	Corp Name	FY18 Basic + Complexity per Fall ADM	FY19 Basic + Complexity per Fall ADM	FY20 Basic per Avg. ADM	FY21 Basic per Avg. ADM	FY22 Basic per Avg. ADM
5930	Mooresville Con School Corp	\$5,845.26	\$5,924.26	\$6,052.43	\$6,210.40	\$6,521.46
3135	Mt Vernon Community Sch Corp	\$5,559.31	\$5,638.31	\$5,816.28	\$5,974.72	\$6,302.61
1970	Muncie Community Schools	\$6,975.26	\$7,054.26	\$7,212.40	\$7,309.74	\$7,621.30
9730	Neighbors New Vista High School	\$6,150.32	\$6,229.32	\$6,863.83	\$7,025.49	\$6,999.53
8305	Nettle Creek School Corp	\$5,795.71	\$5,874.71	\$5,995.86	\$6,141.04	\$6,484.24
2400	New Albany-Floyd Co Con Sch	\$5,948.60	\$6,027.60	\$6,152.11	\$6,307.25	\$6,567.72
3445	New Castle Community Sch Corp	\$6,309.93	\$6,388.93	\$6,526.20	\$6,637.40	\$6,899.53
4805	New Prairie United School Corp	\$5,735.90	\$5,814.90	\$5,934.03	\$6,033.02	\$6,401.04
9930	Nexus Academy of Indianapolis	\$6,225.72	\$0.00	\$0.00	\$0.00	\$0.00
4255	Nineveh-Hensley-Jackson United	\$5,625.84	\$5,704.84	\$5,847.46	\$6,044.16	\$6,398.78
3070	Noblesville Schools	\$5,530.29	\$5,609.29	\$5,790.36	\$5,946.52	\$6,265.63
0025	North Adams Community Schools	\$6,004.51	\$6,083.51	\$6,223.25	\$6,382.61	\$6,661.67
6375	North Central Parke Con Sch Corp	\$6,193.14	\$6,272.14	\$6,405.75	\$6,531.34	\$6,874.84
1375	North Daviess Com Schools	\$5,752.53	\$5,831.53	\$6,005.35	\$6,163.48	\$6,490.28
2735	North Gibson School Corp	\$6,165.54	\$6,244.54	\$6,377.28	\$6,472.45	\$6,733.04
3180	North Harrison Com School Corp	\$5,878.52	\$5,957.52	\$6,081.27	\$6,173.11	\$6,407.71
7515	North Judson-San Pierre Sch Corp	\$6,232.07	\$6,311.07	\$6,537.89	\$6,699.08	\$6,985.05
4315	North Knox School Corp	\$6,224.64	\$6,303.64	\$6,438.24	\$6,507.46	\$6,813.86
5075	North Lawrence Com Schools	\$5,942.58	\$6,021.58	\$6,147.33	\$6,301.95	\$6,574.52
5620	North Miami Community Schools	\$5,740.86	\$5,819.86	\$5,939.28	\$6,083.04	\$6,352.14
5835	North Montgomery Com Sch Corp	\$5,711.84	\$5,790.84	\$5,953.52	\$6,111.29	\$6,465.87
5945	North Newton School Corp	\$5,963.81	\$6,042.81	\$6,169.23	\$6,287.67	\$6,639.39
6715	North Putnam Community Schools	\$5,868.61	\$5,947.61	\$6,071.05	\$6,194.72	\$6,440.71
7385	North Spencer County Sch Corp	\$5,603.90	\$5,682.90	\$5,861.90	\$6,019.05	\$6,343.27
8010	North Vermillion Com Sch Corp	\$6,080.60	\$6,159.60	\$6,289.68	\$6,357.89	\$6,651.53
3295	North West Hendricks Schools	\$5,452.43	\$5,531.43	\$5,698.66	\$5,856.98	\$6,150.51
8515	North White School Corp	\$5,911.79	\$5,990.79	\$6,115.58	\$6,264.54	\$6,563.27
2040	Northeast Dubois Co Sch Corp	\$5,444.64	\$5,523.64	\$5,689.18	\$5,846.69	\$6,173.25
7645	Northeast School Corp	\$6,125.55	\$6,204.55	\$6,351.37	\$6,511.87	\$6,781.84
8375	Northeastern Wayne Schools	\$5,738.02	\$5,817.02	\$5,996.16	\$6,157.42	\$6,500.03
8435	Northern Wells Com Schools	\$5,616.28	\$5,695.28	\$5,810.80	\$5,960.82	\$6,255.11
0225	Northwest Allen County Schools	\$5,422.70	\$5,501.70	\$5,677.21	\$5,832.72	\$6,137.20
7350	Northwestern Con School Corp	\$5,718.91	\$5,797.91	\$5,931.25	\$6,088.88	\$6,389.11
3470	Northwestern School Corp	\$5,601.42	\$5,680.42	\$5,823.21	\$5,980.10	\$6,347.59
5625	Oak Hill United School Corp	\$5,851.63	\$5,930.63	\$6,053.53	\$6,158.18	\$6,500.89

Note that tuition support calculations for school corporations 5385 and 4690 may include innovation network charter schools as well as turnaround academies.

Appendix G: FY2018 to FY2022 Basic Plus Complexity Grant Totals per ADM by School Corporation

Corp	Corp Name	FY18 Basic + Complexity per Fall ADM	FY19 Basic + Complexity per Fall ADM	FY20 Basic per Avg. ADM	FY21 Basic per Avg. ADM	FY22 Basic per Avg. ADM
9640	Options Charter Sch - Noblesville	\$5,758.90	\$5,837.90	\$5,582.35	\$0.00	\$0.00
9325	Options Charter School	\$5,514.36	\$5,593.36	\$5,480.63	\$5,709.03	\$6,192.29
7495	Oregon-Davis School Corp	\$6,160.94	\$6,239.94	\$6,372.54	\$6,507.46	\$6,845.13
6145	Orleans Community Schools	\$5,893.03	\$5,972.03	\$6,239.68	\$6,398.41	\$6,655.44
9030	Otwell Miller Academy Charter School	\$6,393.79	\$6,472.80	\$6,612.71	\$6,683.13	\$6,652.98
6155	Paoli Community School Corp	\$6,115.64	\$6,194.64	\$6,325.82	\$6,461.15	\$6,731.29
9165	Paramount Englewood	\$0.00	\$0.00	\$6,400.64	\$6,561.48	\$7,446.08
9060	Paramount School of Excellence II	\$0.00	\$6,932.52	\$7,178.09	\$7,344.26	\$7,488.77
9680	Paramount School of Excellence Inc	\$7,094.17	\$7,173.17	\$7,335.04	\$7,410.41	\$7,437.99
7175	Penn-Harris-Madison Sch Corp	\$5,596.46	\$5,675.46	\$5,804.23	\$5,960.42	\$6,288.57
6325	Perry Central Com Schools Corp	\$5,775.89	\$5,854.89	\$6,034.22	\$6,197.14	\$6,473.37
5340	Perry Township Schools	\$6,225.34	\$6,304.34	\$6,438.97	\$6,552.50	\$6,908.82
5635	Peru Community Schools	\$6,271.00	\$6,350.00	\$6,486.05	\$6,576.99	\$6,974.61
9045	Phalen Academy MS Charter School	\$7,206.00	\$7,285.00	\$7,449.45	\$7,558.32	\$8,412.13
9925	Phalen Ldrshp Acad - IN Inc	\$6,745.58	\$6,824.58	\$6,984.28	\$7,149.11	\$7,901.75
9000	Phalen Virtual Leadership Academy	\$0.00	\$0.00	\$0.00	\$6,490.26	\$0.00
6445	Pike County School Corp	\$5,865.07	\$5,944.07	\$6,091.12	\$6,249.57	\$6,616.30
9085	pilotED Schools	\$0.00	\$7,308.71	\$7,566.09	\$7,734.91	\$8,260.00
0775	Pioneer Regional School Corp	\$5,715.73	\$5,794.73	\$5,970.31	\$6,128.20	\$6,415.81
3330	Plainfield Community Sch Corp	\$5,615.58	\$5,694.58	\$5,810.07	\$5,964.94	\$6,273.84
5485	Plymouth Community School Corp	\$5,810.22	\$5,889.22	\$6,010.82	\$6,158.93	\$6,499.07
6550	Portage Township Schools	\$6,064.67	\$6,143.67	\$6,273.26	\$6,398.51	\$6,719.63
6520	Porter Township School Corp	\$5,502.68	\$5,581.68	\$5,744.01	\$5,899.73	\$6,163.01
4515	Prairie Heights Com Sch Corp	\$5,772.35	\$5,851.35	\$6,013.38	\$6,171.24	\$6,492.17
9533	Promise Prep	\$0.00	\$0.00	\$0.00	\$0.00	\$7,253.25
8635	Purdue Polytech	\$0.00	\$0.00	\$6,460.50	\$6,608.90	\$6,564.04
8960	Purdue Polytechnic South Bend	\$0.00	\$0.00	\$0.00	\$6,234.33	\$6,540.03
6825	Randolph Central School Corp	\$6,079.89	\$6,158.89	\$6,288.95	\$6,437.63	\$6,631.02
6835	Randolph Eastern School Corp	\$6,229.95	\$6,308.95	\$6,443.71	\$6,525.72	\$6,885.60
6805	Randolph Southern School Corp	\$6,082.02	\$6,161.02	\$6,291.14	\$6,364.15	\$6,682.41
9690	Renaissance Academy Charter School	\$5,602.48	\$5,681.48	\$5,944.76	\$6,102.48	\$6,525.31
3815	Rensselaer Central School Corp	\$6,014.07	\$6,093.07	\$6,221.06	\$6,364.94	\$6,591.61
5705	Richland-Bean Blossom C S C	\$5,779.78	\$5,858.78	\$5,979.43	\$6,078.78	\$6,424.59
8385	Richmond Community Schools	\$6,685.77	\$6,764.77	\$6,913.83	\$6,986.02	\$7,271.77
6080	Rising Sun-Ohio Co Com	\$5,733.07	\$5,812.07	\$6,011.63	\$6,172.35	\$6,423.48

Note that tuition support calculations for school corporations 5385 and 4690 may include innovation network charter schools as well as turnaround academies.

Appendix G: FY2018 to FY2022 Basic Plus Complexity Grant Totals per ADM by School Corporation

Corp	Corp Name	FY18 Basic + Complexity per Fall ADM	FY19 Basic + Complexity per Fall ADM	FY20 Basic per Avg. ADM	FY21 Basic per Avg. ADM	FY22 Basic per Avg. ADM
4590	River Forest Community Sch Corp	\$6,742.39	\$6,821.39	\$6,976.98	\$7,141.21	\$7,257.01
2645	Rochester Community Sch Corp	\$6,024.68	\$6,103.68	\$6,232.01	\$6,299.31	\$6,662.93
9875	Rock Creek Community Academy	\$5,593.99	\$5,672.99	\$5,997.32	\$6,153.98	\$6,277.54
9170	Rooted School Inc.	\$0.00	\$0.00	\$0.00	\$7,477.29	\$7,817.58
1180	Rossville Con School District	\$5,668.66	\$5,747.66	\$5,864.82	\$5,994.80	\$6,301.53
9465	Rural Community Schools Inc	\$6,305.33	\$6,384.33	\$6,521.46	\$6,601.17	\$7,226.78
6995	Rush County Schools	\$5,923.47	\$6,002.47	\$6,130.91	\$6,289.90	\$6,638.64
8205	Salem Community Schools	\$6,082.72	\$6,161.72	\$6,291.64	\$6,358.37	\$6,604.73
4670	School City of East Chicago	\$7,293.42	\$7,372.42	\$7,540.54	\$7,615.70	\$7,904.52
4710	School City of Hammond	\$6,663.83	\$6,742.83	\$6,889.76	\$6,960.98	\$7,297.35
4730	School City of Hobart	\$5,890.56	\$5,969.56	\$6,179.09	\$6,337.97	\$6,604.10
7200	School City of Mishawaka	\$6,308.16	\$6,387.16	\$6,524.38	\$6,658.69	\$7,106.73
4720	School Town of Highland	\$5,772.35	\$5,851.35	\$6,023.23	\$6,180.52	\$6,503.22
4740	School Town of Munster	\$5,433.67	\$5,512.67	\$5,726.85	\$5,882.45	\$6,169.78
5400	School Town of Speedway	\$6,182.52	\$6,261.52	\$6,394.80	\$6,463.73	\$6,608.46
7230	Scott County School District 1	\$6,272.06	\$6,351.06	\$6,487.15	\$6,605.21	\$6,806.33
7255	Scott County School District 2	\$6,109.27	\$6,188.27	\$6,319.25	\$6,391.39	\$6,739.81
9485	SE Neighborhood Sch of Excellence	\$7,107.97	\$7,186.97	\$7,349.28	\$7,423.40	\$7,722.06
9985	Seven Oaks Classical School	\$5,932.32	\$6,011.32	\$6,136.75	\$6,203.90	\$6,345.32
3675	Seymour Community Schools	\$5,929.13	\$6,008.13	\$6,133.46	\$6,200.52	\$6,431.47
7285	Shelby Eastern Schools	\$5,721.75	\$5,800.75	\$5,960.45	\$6,118.28	\$6,526.14
7365	Shelbyville Central Schools	\$6,017.61	\$6,096.61	\$6,224.71	\$6,344.43	\$6,615.59
3435	Shenandoah School Corporation	\$5,758.90	\$5,837.90	\$6,034.55	\$6,192.55	\$6,395.26
3055	Sheridan Community Schools	\$5,722.45	\$5,801.45	\$5,958.19	\$6,114.33	\$6,435.24
5520	Shoals Community School Corp	\$6,045.92	\$6,124.92	\$6,253.91	\$6,387.65	\$6,551.67
9315	Signature School Inc	\$6,272.77	\$6,351.77	\$6,487.88	\$6,597.50	\$6,906.98
0945	Silver Creek School Corporation	\$0.00	\$0.00	\$0.00	\$5,958.17	\$6,257.59
9760	Smith Academy for Excellence	\$7,140.88	\$7,219.89	\$7,383.22	\$7,458.94	\$7,560.13
8625	Smith-Green Community Schools	\$5,518.25	\$5,597.25	\$5,778.68	\$5,934.89	\$6,267.05
0035	South Adams Schools	\$5,843.84	\$5,922.84	\$6,044.83	\$6,203.17	\$6,515.20
7205	South Bend Community Sch Corp	\$6,639.41	\$6,718.41	\$6,866.02	\$6,958.24	\$7,350.82
4940	South Central Com School Corp	\$5,652.73	\$5,731.73	\$5,869.20	\$6,025.94	\$6,368.35
1600	South Dearborn Com School Corp	\$6,022.91	\$6,101.91	\$6,242.96	\$6,402.72	\$6,689.60
2765	South Gibson School Corp	\$5,632.56	\$5,711.56	\$5,849.49	\$6,006.14	\$6,275.48
3190	South Harrison Com Schools	\$5,914.62	\$5,993.62	\$6,108.09	\$6,259.84	\$6,482.74

Note that tuition support calculations for school corporations 5385 and 4690 may include innovation network charter schools as well as turnaround academies.

Appendix G: FY2018 to FY2022 Basic Plus Complexity Grant Totals per ADM by School Corporation

Corp	Corp Name	FY18 Basic + Complexity per Fall ADM	FY19 Basic + Complexity per Fall ADM	FY20 Basic per Avg. ADM	FY21 Basic per Avg. ADM	FY22 Basic per Avg. ADM
3415	South Henry School Corp	\$5,862.95	\$5,941.95	\$6,088.20	\$6,246.90	\$6,491.74
4325	South Knox School Corp	\$5,672.20	\$5,751.20	\$5,906.22	\$6,064.30	\$6,383.45
5255	South Madison Com Sch Corp	\$5,625.13	\$5,704.13	\$5,875.39	\$6,033.41	\$6,327.37
5845	South Montgomery Com Sch Corp	\$5,793.23	\$5,872.23	\$5,993.30	\$6,090.90	\$6,425.13
5995	South Newton School Corp	\$6,120.59	\$6,199.59	\$6,345.16	\$6,505.62	\$6,886.28
6705	South Putnam Community Schools	\$5,789.34	\$5,868.34	\$5,989.29	\$6,103.58	\$6,406.85
6865	South Ripley Com Sch Corp	\$6,138.29	\$6,217.29	\$6,349.18	\$6,493.86	\$6,707.50
7445	South Spencer County Sch Corp	\$5,938.69	\$6,017.69	\$6,143.32	\$6,282.18	\$6,596.03
8020	South Vermillion Com Sch Corp	\$6,148.90	\$6,227.90	\$6,368.52	\$6,528.08	\$6,846.17
2100	Southeast Dubois Co Sch Corp	\$5,414.91	\$5,493.91	\$5,676.48	\$5,832.36	\$6,225.65
2455	Southeast Fountain School Corp	\$6,101.83	\$6,180.83	\$6,309.97	\$6,379.94	\$6,568.88
3115	Southern Hancock Co Com Sch Corp	\$5,555.41	\$5,634.41	\$5,780.87	\$5,937.47	\$6,233.58
8425	Southern Wells Com Schools	\$5,732.72	\$5,811.72	\$5,930.89	\$5,996.63	\$6,295.11
2110	Southwest Dubois Co Sch Corp	\$5,681.40	\$5,760.40	\$5,877.96	\$6,003.14	\$6,344.69
6260	Southwest Parke Com Sch Corp	\$6,250.83	\$6,329.83	\$6,465.25	\$6,560.38	\$6,771.16
7715	Southwest School Corp	\$5,990.00	\$6,069.00	\$6,203.91	\$6,362.66	\$6,606.14
7360	Southwestern Con Sch Shelby Co	\$5,748.29	\$5,827.29	\$5,944.68	\$6,084.73	\$6,428.27
4000	Southwestern-Jefferson Co Con	\$6,159.17	\$6,238.17	\$6,369.06	\$6,437.08	\$6,635.38
6195	Spencer-Owen Community Schools	\$6,079.54	\$6,158.54	\$6,288.59	\$6,355.97	\$6,640.68
6160	Springs Valley Com School Corp	\$6,025.75	\$6,104.75	\$6,224.06	\$6,296.34	\$6,477.61
9980	Steel City Academy/Global Leadership Acad	\$7,345.08	\$7,424.08	\$7,706.61	\$7,875.36	\$7,987.07
9960	Success Academy Primary School	\$6,904.83	\$6,983.83	\$7,139.77	\$7,213.79	\$7,631.47
1560	Sunman-Dearborn Com Sch Corp	\$5,524.98	\$5,603.98	\$5,742.18	\$5,898.05	\$6,185.46
7775	Switzerland County School Corp	\$6,093.69	\$6,172.69	\$6,303.19	\$6,453.87	\$6,742.59
3460	Taylor Community School Corp	\$6,317.71	\$6,396.71	\$6,562.70	\$6,724.30	\$7,090.51
6350	Tell City-Troy Twp School Corp	\$5,958.15	\$6,037.15	\$6,173.28	\$6,335.88	\$6,688.03
9835	The Bloomington Project School	\$5,616.64	\$5,695.64	\$5,822.85	\$5,976.94	\$6,302.29
9537	The Nature School of Central Indiana	\$0.00	\$0.00	\$0.00	\$0.00	\$6,178.50
9460	Thea Bowman Leadership Academy	\$6,937.75	\$7,016.75	\$7,211.67	\$7,378.07	\$7,839.09
9740	Thurgood Marshall Leadership Academy	\$7,915.93	\$7,994.93	\$0.00	\$0.00	\$0.00
9350	Timothy L Johnson Academy	\$7,703.23	\$7,782.23	\$7,963.21	\$8,042.87	\$8,320.40
9195	Timothy L Johnson Leadership Academy MS	\$0.00	\$7,383.74	\$7,643.47	\$7,812.82	\$8,278.88
9940	Tindley Collegiate Academy	\$6,378.23	\$6,457.23	\$0.00	\$0.00	\$0.00
9425	Tindley Genesis Academy	\$6,583.85	\$6,662.85	\$6,808.71	\$6,922.37	\$7,721.69
9745	Tindley Preparatory Academy	\$6,302.85	\$0.00	\$0.00	\$0.00	\$0.00

Note that tuition support calculations for school corporations 5385 and 4690 may include innovation network charter schools as well as turnaround academies.

Appendix G: FY2018 to FY2022 Basic Plus Complexity Grant Totals per ADM by School Corporation

Corp	Corp Name	FY18 Basic + Complexity per Fall ADM	FY19 Basic + Complexity per Fall ADM	FY20 Basic per Avg. ADM	FY21 Basic per Avg. ADM	FY22 Basic per Avg. ADM
9945	Tindley Renaissance Academy	\$6,554.47	\$6,633.47	\$0.00	\$0.00	\$0.00
9430	Tindley Summit Academy	\$6,972.78	\$7,051.78	\$7,209.85	\$7,286.19	\$7,861.36
7865	Tippecanoe School Corp	\$5,704.40	\$5,783.40	\$5,914.46	\$6,071.54	\$6,410.50
4445	Tippecanoe Valley School Corp	\$5,830.75	\$5,909.75	\$6,041.48	\$6,199.86	\$6,561.07
7945	Tipton Community School Corp	\$5,755.37	\$5,834.37	\$5,954.25	\$6,048.59	\$6,420.95
7935	Tri-Central Community Schools	\$5,738.73	\$5,817.73	\$5,959.72	\$6,117.54	\$6,570.31
8535	Tri-County School Corp	\$5,838.89	\$5,917.89	\$6,040.39	\$6,106.88	\$6,483.11
4645	Tri-Creek School Corporation	\$5,638.93	\$5,717.93	\$5,887.27	\$6,045.47	\$6,348.28
5495	Triton School Corporation	\$5,808.80	\$5,887.80	\$6,009.36	\$6,131.51	\$6,516.33
4915	Tri-Township Cons School Corp	\$5,833.22	\$5,912.22	\$6,077.98	\$6,236.61	\$6,657.20
8565	Twin Lakes School Corp	\$5,791.82	\$5,870.82	\$6,039.29	\$6,197.46	\$6,472.06
7950	Union Co/Clg Corner Joint Sch Dist	\$5,808.80	\$5,887.80	\$6,009.36	\$6,142.27	\$6,514.08
6795	Union School Corporation	\$6,434.15	\$6,513.15	\$6,013.04	\$6,343.70	\$6,344.68
6530	Union Township School Corp	\$5,632.92	\$5,711.92	\$5,827.96	\$5,976.42	\$6,214.27
7215	Union-North United School Corp	\$5,908.96	\$5,987.96	\$6,112.66	\$6,198.76	\$6,594.09
6560	Valparaiso Community Schools	\$5,648.84	\$5,727.84	\$5,855.70	\$6,012.32	\$6,332.06
9080	Vanguard Collegiate of Indianapolis	\$0.00	\$7,028.43	\$7,277.01	\$7,443.85	\$7,817.58
8030	Vigo County School Corp	\$6,283.38	\$6,362.38	\$6,502.87	\$6,666.59	\$7,015.64
4335	Vincennes Community Sch Corp	\$6,374.34	\$6,453.34	\$6,592.63	\$6,681.02	\$7,003.14
9935	Vision Academy	\$7,175.57	\$7,254.57	\$7,418.99	\$7,494.93	\$7,918.00
8060	Wabash City Schools	\$6,151.03	\$6,230.03	\$6,362.32	\$6,512.83	\$6,646.17
2285	Wa-Nee Community Schools	\$5,533.82	\$5,612.82	\$5,776.41	\$5,942.47	\$6,267.53
8130	Warrick County School Corp	\$5,637.87	\$5,716.87	\$5,868.84	\$6,025.64	\$6,301.91
4415	Warsaw Community Schools	\$5,815.17	\$5,894.17	\$6,015.93	\$6,123.34	\$6,451.85
1405	Washington Com Schools	\$6,222.16	\$6,301.16	\$6,435.68	\$6,555.42	\$6,826.10
4345	Wawasee Community School Corp	\$5,800.66	\$5,879.66	\$6,000.97	\$6,083.00	\$6,498.58
1885	Wes-Del Community Schools	\$6,005.22	\$6,084.22	\$6,249.17	\$6,405.93	\$6,688.23
6630	West Central School Corp	\$5,965.23	\$6,044.23	\$6,170.69	\$6,250.94	\$6,756.80
0940	West Clark Community Schools	\$5,606.02	\$5,685.02	\$5,820.66	\$0.00	\$0.00
7875	West Lafayette Com School Corp	\$5,524.98	\$5,603.98	\$5,761.89	\$5,917.60	\$6,294.09
6065	West Noble School Corporation	\$5,914.51	\$5,993.51	\$6,114.37	\$6,179.91	\$6,356.27
8220	West Washington School Corp	\$6,071.04	\$6,150.04	\$6,279.83	\$6,411.83	\$6,453.91
0615	Western Boone Co Com Sch Dist	\$5,686.71	\$5,765.71	\$5,883.44	\$6,024.04	\$6,261.14
3490	Western School Corp	\$5,767.40	\$5,846.40	\$6,002.06	\$6,159.50	\$6,446.16
8355	Western Wayne Schools	\$5,954.26	\$6,033.26	\$6,159.38	\$6,273.38	\$6,687.23

Note that tuition support calculations for school corporations 5385 and 4690 may include innovation network charter schools as well as turnaround academies.

Appendix G: FY2018 to FY2022 Basic Plus Complexity Grant Totals per ADM by School Corporation

Corp	Corp Name	FY18 Basic + Complexity per Fall ADM	FY19 Basic + Complexity per Fall ADM	FY20 Basic per Avg. ADM	FY21 Basic per Avg. ADM	FY22 Basic per Avg. ADM
3030	Westfield-Washington Schools	\$5,448.18	\$5,527.18	\$5,706.78	\$5,862.25	\$6,157.90
4525	Westview School Corporation	\$5,579.37	\$5,658.37	\$5,839.89	\$5,996.01	\$6,177.87
2980	White River Valley Sch Dist	\$6,131.21	\$6,210.21	\$6,341.88	\$6,410.44	\$6,853.59
4760	Whiting School City	\$6,178.63	\$6,257.63	\$6,390.79	\$6,458.94	\$6,811.91
4455	Whitko Community School Corp	\$5,807.39	\$5,886.39	\$6,018.61	\$6,177.81	\$6,499.38
8665	Whitley Co Cons Schools	\$5,627.96	\$5,706.96	\$5,842.56	\$5,999.57	\$6,263.13
9845	Xavier School of Excellence	\$6,976.32	\$0.00	\$0.00	\$0.00	\$0.00
1910	Yorktown Community Schools	\$5,858.35	\$5,937.35	\$6,068.49	\$6,226.90	\$6,512.73
0630	Zionsville Community Schools	\$5,314.76	\$5,393.76	\$5,591.44	\$5,746.49	\$6,039.55

**Complexity Calculation for Innovation Network Charter Schools
I.C. 20-43-13-4**

Complexity calculation applicable to a school corporation who has an agreement with one or more charter schools to participate in an innovation network charter school.

- 1. October 1, 2020 enrollment at public school corporation 22,230.00
- 2. October 1, 2020 students receiving SNAP, TANF, and Foster Care Assistance 8,176.00
- 3. $\frac{8176}{\text{Appendix, Line 2}}$ divided by $\frac{22230}{\text{Appendix, Line 1}}$ 0.3678
- 4. For each innovation network charter school:

Corp. No.	A	B	C	D	E
	Oct. 1, 2020 Pupil Enrollment Count	Oct. 1, 2020 SNAP, TANF, and Foster Care Assistance student count	4B divided by 4A (Round to 4 places)	Greater of Line 3 or 4C (Round to 4 places)	Line 4D multiplied by Line 4A (Round to 4 places)
8685	456	230	0.5044	0.5044	230.0064
8950	451	249	0.5521	0.5521	248.9971
8980	512	180	0.3516	0.3678	188.3136
9000	34	12	0.3529	0.3678	12.5052
9010	397	247	0.6222	0.6222	247.0134
9015	543	145	0.267	0.3678	199.7154
9040	166	73	0.4398	0.4398	73.0068
9090	644	271	0.4208	0.4208	270.9952
9095	321	197	0.6137	0.6137	196.9977
9115	430	258	0.6	0.6	258
9130	347	170	0.4899	0.4899	169.9953
9135	261	138	0.5287	0.5287	137.9907
9145	437	125	0.286	0.3678	160.7286
9365	604	166	0.2748	0.3678	222.1512
9380	674	198	0.2938	0.3678	247.8972
9651	20	2	0.1	0.3678	7.356
9650	951	112	0.1178	0.3678	349.7778
9954	213	139	0.6526	0.6526	139.0038
9975	597	190	0.3183	0.3678	219.5766
9531	282	155	0.5496	0.5496	154.9872
9538	120	17	0.1417	0.3678	44.1360
Total	8460	3274			3779.1512

- 5. $\frac{8176}{\text{Appendix, Line 2}}$ plus $\frac{3779.1512}{\text{Total Appendix, Line 4E}}$ 11,955.1512
Oct. 1, 20 SNAP, TANF, and Foster Care Assistance student count
- 6. $\frac{22230}{\text{Appendix, Line 1}}$ plus $\frac{8460}{\text{Total Appendix, Line 4A}}$ 30,690.00
Oct. 1, 20 Pupil Enrollment count
- 7. $\frac{11955.1512}{\text{Appendix, Line 5}}$ divided by $\frac{30690}{\text{Appendix, Line 6}}$ 0.3895
Oct. 1, 20 Percentage SNAP, TANF, and Foster