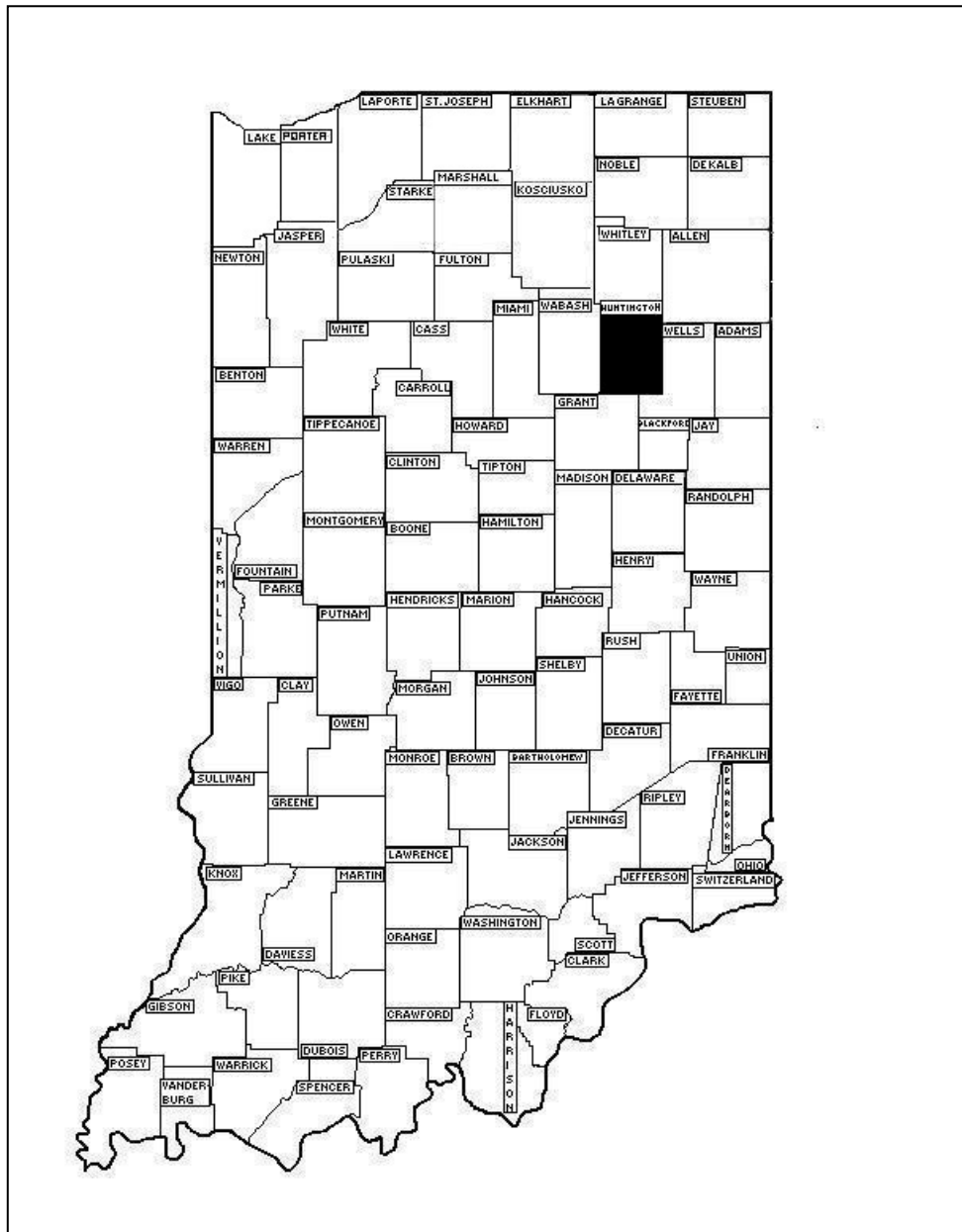


# Environmental Assessment Cooperative STS Spongy Moth Project for Indiana – 2026



# Environmental Assessment Cooperative STS Spongy Moth Project for Indiana – 2026

By

Indiana Department of Natural Resources  
Division of Entomology & Plant Pathology  
Indiana Department of Natural Resources  
Division of Forestry  
United States Department of Agriculture  
Forest Service

For information or copies of this document, please contact:

Megan Abraham  
State Entomologist  
Indiana Department of Natural Resources  
Division of Entomology and Plant Pathology  
402 W. Washington Street, Room W290  
Indianapolis, Indiana 46204  
Phone (317) 232-4189

## Contents

1.0	Purpose and need for action .....	3
1.1.	Proposed Action .....	3
1.2.	Project Objective .....	3
1.3.	Need for Action.....	3
1.4.	Decisions to be made and responsible officials.....	4
1.5.	Scope of the analysis .....	5
1.6.	Summary of Public Involvement and Notification.....	6
1.7.	Issues used to formulate the alternatives .....	7
1.8.	Summary of authorizing laws and policies .....	8
2.0	Alternatives including the proposed action .....	9
2.1.	Processes used to formulate the alternatives .....	9
2.2.	Alternatives eliminated from detailed study.....	10
2.3.	Alternatives considered in detail.....	11
2.4.	Mitigation measures for the proposed action.....	12
3.0	Affected Environment .....	14
3.1.	Description of the proposed treatment sites .....	14
3.2.	Threatened and endangered species .....	16
3.3.	Protection of historic properties .....	16
4.0	Environmental consequences .....	17
4.1.	Comparison of environmental consequences of alternatives considered in Detail.....	17
4.2.	Summary of alternatives considered in detail.....	23
4.3.	Cumulative effects.....	25
5.0	List of preparers and reviewers.....	26
6.0	List of persons and agencies consulted.....	27
7.0	References cited.....	28
8.0	APPENDIX A: ISSUES, QUESTIONS AND CONCERNS FROM PUBLIC INVOLVEMENT ...	29
9.0	APPENDIX B. MAPS OF PROPOSED TREATMENT SITES .....	32
10.0	APPENDIX C. AGENCIES AND PERSONS CONSULTED.....	35
11.0	APPENDIX D. PRODUCT LABELS .....	41

## 1.0 Purpose and need for action

### 1.1. Proposed Action

The Indiana Department of Natural Resources (IDNR), Division of Entomology & Plant Pathology (DEPP) and Division of Forestry (DoF), proposes a cooperative project with the United States Department of Agriculture, Forest Service, State Private & Tribal Forestry (Forest Service, SP&TF) to treat spongy moth (*Lymantria dispar*) populations within the Slow-the-Spread (STS) Action Area. The proposed treatments are listed in table one. Treating a total of 650 acres with mating disruption is proposed for this project (Table 1). Ownership of proposed treatment sites consists of a mix of public (state forest) and private. No federally managed lands are proposed for treatment in this project. More details on state managed lands in proposed blocks can be found in section 3.1 (description of the proposed treatment sites).

### 1.2. Project Objective

The objective of this cooperative project is to slow the spread of spongy moth populations by eliminating or decreasing reproducing populations from the proposed treatment sites.

### 1.3. Need for Action

Spongy moth is not native to the United States, and it lacks effective natural controls. The caterpillars feed on the foliage of many host plants. Oaks are the preferred host species, but the caterpillars defoliate many species of trees and shrubs. When high numbers of spongy moth caterpillars are present, forests and trees suffer severe defoliation, which can result in reduced tree growth, branch dieback and even tree mortality. The high numbers of caterpillars also create a substantial public nuisance and can affect human health.

The STS analysis of the 2025 trapping data in Indiana identified potential problem areas (PPAs) at 68 locations in Indiana. The analysis identified higher or equivalent moth catches in delimiting survey grids placed at each site compared to detections and delimits in prior years and recommended action in these areas. Two sites were identified for proposed treatment in 2026 based on this data, having suitable habitat for spongy moth, and able to meet STS program budget management. These two sites proposed for treatment in the cooperative STS spongy moth project are reviewed in this EA.

The State of Indiana, with the IDNR, Division of Entomology and Plant Pathology as the lead agency, is dedicated to preserving urban and rural forested habitats from damage by spongy moth and to enforcing interstate and intrastate quarantines to further protect areas not currently infested by this pest. If no action is taken, the spongy moth population will increase and spread throughout the State of Indiana and defoliation will occur sooner. Therefore, the "no action" alternative is not preferred due to the desire of state officials to eliminate the isolated infestations, prevent human discomfort

associated with infestations, delay damage to local plant communities and reduce spread to adjacent non-infested areas. Through public involvement, participating citizens supported the proposed action.

**Table 1:** Proposed treatment locations by county, site name, treatment type, dosage, number of applications and estimated assessed acres for 2026 spongy moth treatments in Indiana. Mating disruption (MD) is aerial application of disparlure.

County	Site Name	Proposed Treatment	Application Rate/acre	Applications	Acres
Huntington	Mt Etna MD26	Mating disruption	6 g <sup>2</sup>	1	120
Huntington	Roush FWA MD26	Mating disruption	6 g <sup>2</sup>	1	530
			<b>Total MD</b>		650

<sup>2</sup> grams of disparlure (spongy moth mating pheromone)

#### 1.4. Decisions to be made and responsible officials.

The proposed action requires participation by the Forest Service, SP&TF, as a cooperator with the IDNR. The official responsible for the Forest Service, SP&TF must decide the following:

- Should there be a cooperative treatment program, and if so, what type of treatment options should be used?
- Is the proposed action likely to have any significant impacts requiring further analysis in an Environmental Impact Statement (EIS)?

The official responsible for the Forest Service, SP&TF is:

Kenderick Arney,  
Regional Forester (Acting)  
Eastern Region, USDA Forest Service

The responsible official for the Forest Service, SP&TF will review and sign a Finding of No Significant Impact. Once signed, it is not subject to appeal. If significant impacts are found and the project is to continue, an Environmental Impact Statement (EIS) would be prepared.

The officials responsible for the implementation of the *L. dispar* program with IDNR are:

Megan Abraham, State Entomologist  
Indiana Department of Natural Resources  
Division of Entomology and Plant Pathology  
402 West Washington Street, IGC South, Room W290  
Indianapolis, IN 46204  
(317) 232 4189.

And

John Seifert, State Forester  
Indiana Department of Natural Resources  
Division of Forestry  
402 West Washington Street, IGC South, Room W296  
Indianapolis, IN 46204  
(317) 232 4105.

### 1.5. Scope of the analysis

Since 1996 the USDA has carried out its spongy moth (also referred to as *L. dispar*) management responsibilities through the Forest Service and Animal and Plant Health Inspection Service (APHIS) and pursuant to a programmatic decision based on a 1995 Environmental Impact Statement (EIS) for spongy moth management. The Record of Decision (ROD) for that EIS was signed in January of 1996; it allowed three management strategies – suppression, eradication, and slow-the-spread. The 1995 EIS was updated with a final Supplemental Environmental Impact Statement (SEIS), titled “Gypsy Moth Management in the United States: A Cooperative Approach,” dated August 2012. The ROD for the SEIS was signed by the Forest Service in November 2012, maintaining the three strategies of suppression, eradication, and slow-the-spread (STS).

Spongy moth management strategies vary based on the infestation status of an area and include eradication treatments in non-infested areas, suppression treatments in the generally infested area, and slow-the-spread treatments in transition areas. The transition area is also known as the STS Action Area, where *L. dispar* populations are small, isolated, and manageable before coalescing into larger populations. The proposed

treatments involved in this Environmental Assessment (EA) are all within the STS Action Area.

Implementation requires that a site-specific environmental analysis be conducted, and public input gathered to identify and consider local issues before any Federal or cooperative suppression, eradication, or slow-the-spread projects are authorized and implemented. As part of the analyses conducted for the SEIS, human health and ecological risk assessments were prepared (USDA 2012a, Volumes III and IV). These site-specific analyses are tiered to the programmatic EIS and SEIS and documented in accordance with Agency National Environmental Policy Act (NEPA) implementing procedures (USDA 2012b, ROD, p. 2). The purpose of tiering is to eliminate repetitive discussions of the issues addressed in the SEIS (40 CFR, 1502.20 and 1508.28 in Council on Environmental Quality, 1992). NEPA regulations have changed in recent years, however for the purpose of consistency, this EA utilizes the NEPA regulations in place at the time of the original 2012 EIS to which it tiers (40 CFR and 36 CFR 220).

This environmental assessment provides a site-specific analysis of the alternatives and environmental impacts of treating spongy moth populations in Indiana.

#### 1.6. Summary of Public Involvement and Notification

The National Environmental Policy Act requires public involvement and notification for all projects utilizing federal funds that may have an effect on human environment (40 CFR, 1506.6 in Council of Environmental Quality 1992). Local issues discussed at the public meetings and in subsequent phone calls, letters and emails are discussed in Appendix A.

On December 31, 2025, 29 letter notifications were mailed to public officials followed by, on January 8, 2026, 91 postcard notifications to residents in the proposed treatment sites informing them of scheduled online public meetings. Legal notices were published in local newspapers informing the public about the upcoming meetings on the proposed treatment sites. An IDNR News Release was sent out on January 13, 2026, with information on the scheduled online public meetings and the public comment period. Information on the public meetings, proposed treatments and the comment period was also posted on the Indiana DNR, Div. of Entomology and Plant Pathology (DEPP) [on.IN.gov/spongymoth](https://www.IN.gov/spongymoth) and on the [Indiana DNR-DEPP X account page](#).

The online public meetings were held via Zoom (Example 1A, 1B) and a recorded video of the presentation shown during the meetings is available for viewing at <https://www.youtube.com/watch?v=hn0jnm89QOw>.

Two virtual public meetings were held for citizens, public officials and interested individuals (Table 1). The proposed action and alternatives, including no action, were discussed. There was a total attendance of 7 citizens at the meetings.

Residents within proposed treatment sites will be mailed a notification approximately two weeks prior to treatment. DNR News Releases will be sent out to local media with a request to communicate the information to the general public. Phone calls will be made to public officials, emergency personnel and others identified during the public involvement process. Updates regarding the scheduled day of treatment will continue prior to and through treatment days via a combination of local media, phone calls, emails, and the X social media platform as updated information becomes available based on spongy moth life stage development and weather conditions.

Information gathered from the public and from resource professionals was used to identify and evaluate issues and concerns used to formulate the alternatives. They are grouped into four categories; 1) Human Health and Safety, 2) Effects on Non-target Organisms and Environmental Quality, 3) Economic and Political Impacts of Treatment vs. Non Treatment, and 4) Likelihood of Success of the Project.

### 1.7. Issues used to formulate the alternatives

Each of the major issues is introduced in this section. Discussion pertaining directly to each issue as it relates to the alternatives can be found in Chapter 4 and are summarized in Table 3.

#### **Issue 1 - Human Health and Safety.**

Three types of risk are addressed under this issue: 1) an aircraft accident during applications; 2) treatment materials and potential effects on people; and 3) the future effects of spongy moth infestations on people.

#### **Issue 2 - Effects on Non-target Organisms and Environmental Quality.**

The major concerns under this issue are: 1) the impact of treatment materials to non-target organisms, including threatened and endangered species that may be in the treatment site; and 2) the future impacts of spongy moth defoliation on the forest resources, water quality, wildlife, and other natural resources.

#### **Issue 3 - Economic and Political Impacts of Treatment vs. Non Treatment.**

Spongy moth outbreaks can have significant economic impacts due to effects on the timber resource, nursery and Christmas tree producers, and recreational activities. An additional economic impact is a spongy moth quarantine imposed to regulate movement of products from the forest, nursery, and recreational industries to uninfested areas.

#### **Issue 4 - Likelihood of Success of the Project.**

The objective of this cooperative project is to slow the spread of spongy moth populations by eliminating or decreasing reproducing populations from the proposed treatment sites. Alternatives vary in their likelihood of success for the current situation. Each year, project success is evaluated by treatment types for delaying spongy moth impacts to Indiana and neighboring states.

#### 1.8. Summary of authorizing laws and policies

##### **State**

The Division Director (State Entomologist) may cooperate with a person in Indiana to locate, check, or eradicate a pest or pathogen (Indiana Code 14-24-2-1). The Division Director may, on the behalf of the department, enter into a cooperative agreement with the United States government, the government of another state, or an agency of the United States or another state to carry out this article (Indiana Code 14-24-2-2).

Aerial applicators must meet Indiana Pesticide Use and Application Law (Indiana Code 15-3-3.6) to provide safe, efficient, and acceptable applications of pesticides.

This project will be conducted in accordance with the National Pollutant Discharge Elimination System (NPDES) requirements and is operating under Indiana Pesticide General Permit ING870000.

The Non-Game and Endangered Species Conservation Law (Indiana Code 14-22-34).

Protection of Historic Properties (Indiana Code 14-21-1).

##### **Federal**

Authorization to conduct treatments for *L. dispar* infestations is given in the Plant Protection Act of 2000 (7 U.S.C. section 7701 et. seq.).

The Cooperative Forestry Assistance Act of 1978 provides the authority for the USDA and state cooperation in management of forest insects and diseases. The law recognizes that the nation's capacity to produce renewable forest resources is significantly dependent on non-federal forestland. The 2018 Farm Bill (P.L. 115-334, Sec 8 [16 U.S.C. 2104], Forest Health Protection) reauthorizes the basic charter of the Cooperative Forestry Assistance Act of 1978. The 2025 American Relief Act (P.L. 118-158) signed into law December 21, 2024 extended the 2018 Farm Bill through September 30, 2025. The Continuing Appropriations, Agriculture, Legislative Branch, Military Construction and Veterans Affairs, and Extensions Act of 2026 (P.L. 119-37) extended funding through September 30, 2026.

The National Environmental Policy Act (NEPA) of 1969 (P.L. 91 190), 42 USC 4321 et. seq. requires a detailed environmental analysis of any proposed federal action that may affect the human environment. The courts regard federally funded state actions over

which a federal agency conditions the use of the funds as federal actions.

The Federal Insecticide, Fungicide and Rodenticide Act of 1947, (7 USC 136) as amended, known as FIFRA, requires insecticides used within the United States be registered by the United States Environmental Protection Agency (EPA).

Section 7 of the Endangered Species Act of 1973, as amended (16 USC 1531 et. seq.) prohibits federal actions from jeopardizing the continued existence of federally listed threatened or endangered species or adversely affecting critical habitat of such species.

Section 106 of the National Historical Preservation Act and 36 CFR Part 800: Protection of Historic Properties requires the State Historic Preservation Officer to be consulted regarding the proposed activities.

USDA Departmental *L. dispar* Policy (USDA 1990) assigns the Forest Service, SP&TF and APHIS responsibility to assist states in protecting non-federal lands from *L. dispar* damage.

Executive Order #11988, Floodplain Management. Consistent with this Executive Order, the Forest Service, SP&TF has considered whether floodplain areas will be modified directly or indirectly by implementation of this project.

Executive Order #11990, Protection of Wetlands. Consistent with this Executive Order, the Forest Service, SP&TF has considered whether adverse impacts to wetlands would occur by implementation of this project.

Executive Order #13045, Protection of Children from Environmental Health Risks And Safety Risks. Consistent with this Executive Order, the Forest Service, SP&TF has considered whether children would be disproportionately affected by implementation of this project.

Executive Order #13175, Consultation and Coordination With Indian Tribal Governments. Consistent with this Executive Order, the Forest Service, SP&TF has reviewed the project area to determine if Tribal lands are present within the proposed project.

## 2.0 Alternatives including the proposed action

Alternatives are developed in this chapter. Some alternatives are eliminated from further consideration, while others are selected for detailed consideration.

### 2.1. Processes used to formulate the alternatives

The ROD for the SEIS, to which this document is tiered, maintains the three strategies for *L. dispar* management (eradication, slow-the-spread, and suppression) that were allowed in the EIS. Therefore, the Forest Service and APHIS can assist in funding and carrying out eradication, suppression, and slow-the-spread projects. The ROD for the SEIS adds the insecticide tefubenzide to the previous list of six approved treatments

from the 1995 EIS. Therefore, seven treatments can be considered for use in developing treatment alternatives under the slow-the-spread and eradication strategies: 1) Btk; 2) diflubenzuron; 3) Gypchek; 4) mass trapping; 5) mating disruption; 6) sterile insect release; and 7) tebufenozide.

Information pertinent to developing alternatives for managing spongy moth in Indiana have been solicited from various groups (Appendix C – Agencies and Persons Consulted). However, the framework for proposing and selecting appropriate treatment alternatives was developed within the STS program by IDNR staff in cooperation with Forest Service, SP&TF.

## 2.2. Alternatives eliminated from detailed study

The following treatment options that were available under the SEIS were eliminated from consideration:

### **Diflubenzuron (Dimilin)**

The label for Dimilin prohibits its use over wetlands and directly to water. This insecticide is a broad spectrum treatment and may increase the impact to nontarget species. Therefore, Dimilin is not considered for this project. In future projects, it may be evaluated for use.

### **Gypchek**

Gypchek has proven effective at reducing spongy moth at higher population levels. However, Gypchek is a costly alternative with a very limited supply and is only used in environmentally sensitive areas, generally those with threatened or endangered lepidopterans which could be impacted by other treatment options (USDA 2012a, Vol. II, App. A pp. 3 to 4). Environmental review of the sites did not determine that any threatened or endangered lepidopterans occurred within the treatment sites. Due to no threatened or endangered species occurring within the proposed treatment sites, Gypchek is not considered for this project. In future projects, it may be evaluated for use.

### **Mass trapping**

Mass trapping uses an intensive grid of traps to limit reproduction. Mass trapping is typically used on small spongy moth infestations of 100 acres or less (USDA 2012a, Vol. II, App. A, p. 5) and generally uses 9 or more traps per acre. This approach is very labor intensive, especially over large areas. Mass trapping has proven capable of eliminating or reducing spongy moth at very low population levels in small sites. The use of mass trapping can meet the project objective of eradicating spongy moth at small treatment sites. Due to the level of moth catches and the size of the areas proposed for treatment, mass trapping is not considered for this project. In future projects, it may be

evaluated for use.

### **Sterile insect release**

Sterile insect release can be done for elimination of isolated spongy moth populations. There are obstacles using this alternative - the limited release period; the need to synchronize production of mass quantities of sterile pupae; and the logistical difficulties of repeated release over a 4-week period (USDA 2012a, Vol. II, App. A, p. 7). This treatment alternative is currently not available, and it has not been used since 1992 (USDA 2012a, Vol. II, App. A, p. 8). Given these obstacles, sterile insect release is not considered for this project. In future projects, it may be evaluated for use.

### **Tebufenozide (Mimic)**

This insecticide (an insect growth regulator) is selective against caterpillars (lepidopteran larvae), like Btk, but it has longer persistence in the environment than Btk.

Thus, it could have greater impact on nontarget caterpillar populations. Therefore, Mimic is not considered for this project. In future projects, it may be evaluated for use.

## [2.3. Alternatives considered in detail](#)

### **Alternative 1 - No action**

The no action alternative means no federal funding for any treatments. The state of Indiana may still complete some treatments at their discretion. Spongy moth will reproduce, and populations will begin to defoliate trees in the area. Spongy moth populations will be allowed to develop and spread to surrounding areas.

### **Alternative 2 – Btk only**

*Bacillus thuringiensis kurstaki* (Btk) has been a commonly used treatment option in Cooperative Spongy Moth Projects in Indiana and other states. Btk is a naturally occurring soil-borne bacterium that is mass-produced and formulated into a commercial insecticide. The Btk strain is effective against caterpillars, including the spongy moth caterpillar. Caterpillars ingest Btk while eating the foliage. Once in the midgut, Btk becomes active and causes death within a few hours or days (USDA 2012a, Vol. II, App. A, p. 1).

Btk has proven effective at eliminating or reducing spongy moth at all levels of population. Btk has the potential to impact non target Lepidoptera, and it is more expensive than MD. Therefore, Btk is typically applied to sites that have high spongy moth populations (greater than 30 moths captured in monitoring traps) or when life stages, such as egg masses, have been found. Btk applications can meet the project objective of slowing the spread of spongy moth at the proposed treatment sites.

This treatment option typically uses two applications of Btk at 25 cabbage looper units (CLU) per acre applied from air or ground. The applications would begin when leaf expansion is near 50% and when first and second instar caterpillars are present and feeding. This usually occurs between late April and late May in northern Indiana. Most commercial formulations of Btk are aqueous flowable suspension containing 48 or 76 CLU per gallon (Appendix D – Product Labels). For aerial application at 24 to 38 CLU, less than 3.0 quarts (3/4 gallon) of the product would be applied per acre.

### **Alternative 3 - Mating disruption only**

This treatment option uses one aerial application of the spongy moth pheromone (disparlure), prior to the emergence of male moths. Application would occur in mid-June to early July. Mating disruption relies on the attractive characteristics of disparlure, the spongy moth sex pheromone. The objective of mating disruption is to saturate the treatment area with enough pheromone sources to confuse the male moths and prevent them from finding and mating with female moths.

Mating disruption works well at eliminating mating success of spongy moth in areas that have very low population levels where male moths have a difficult time locating and mating with widely dispersed females. As local populations build and more females are present, male moths can visually locate females and no longer rely on the pheromone to find females. So, mating disruption treatments are not as effective when monitoring traps catch 10 or more moths on average or where alternate life stages (egg masses, pupae) can be found relatively easily. Both of the proposed sites have very low population levels and mating disruption can meet the project objective.

### **Alternative 4 – Btk and/or Mating disruption (Proposed Action)**

The use of this alternative provides flexibility to select Btk or mating disruption alone or in combination for each site based on the following criteria: 1) spongy moth population level, 2) habitat type (urban, rural, open water or wetland), 3) nontarget organisms, 4) safety, and 5) cost and project efficiency. The use of this alternative can meet the objective of slowing the spread of spongy moth at all of the proposed treatment sites.

## [2.4. Mitigation measures for the proposed action](#)

**The Cooperative Spongy Moth Project will implement the following safeguards and mitigations:**

- News releases of planned treatments and dates will be given to local news media.
- Implementation of a Work and Safety Plan.
- Prior to treatments, local safety authority will be notified by direct contact or phone calls.
- Prior to treatments, IDNR staff will communicate with private helipads and

- airports when application aircraft will be flying over the treatment sites.
- Prior to treatments, IDNR staff will communicate to and consult with aerial applicator regarding any aerial hazards (cell towers, etc.) and environmental concerns (T&E species locations, water, etc.) in and outside each treatment site to avoid.
  - Employees of state and federal agencies monitoring the treatment will receive training on treatment methods to be able to answer questions from the public.
  - Application of Btk will be suspended when school buses are in a treatment site or when children are outside on school grounds.
  - During Btk treatments, the 76B formulation of Btk will be used because it is operationally more efficient and manages safety concerns by using a fewer number of loads to complete application.
  - Aircraft will be calibrated for accurate application of treatment material.
  - Applications of Btk will be timed based on larval development so that the most susceptible spongy moth life stage is targeted.
  - Applications of mating disruption will be timed based on adult emergence of male moths to disrupt pheromone detection of female moths.
  - Weather will be monitored during treatment to ensure effective deposition of the treatment material.
  - The wind speeds during the application will be monitored by IDNR personnel and the aerial applicator will maintain the application within the boundaries of the proposed treatment sites.
  - Treatment will be avoided or stopped if winds are above the guidelines stated in the Work and Safety Plan.
  - Treatments will be stopped if drones are identified in a treatment site until the flight area is clear.

## **Monitoring**

During the treatments, ground observers and/or aerial observers will monitor the application for accuracy within the site boundaries, swath width, and drift. Application information (e.g. swath widths, spray-on and spray-off, acres treated, and altitude) will be downloaded to an operations-based computer. The treatment sites will be monitored and reviewed, post-treatment, to determine the effectiveness of the treatments.

## **3.0 Affected Environment**

### **3.1. Description of the proposed treatment sites**

The two proposed treatment sites in one county in the STS Action Area were selected based on the male moth trapping surveys, STS analysis, egg mass surveys and available habitat. The population analysis that led to the 2026 proposed treatment sites is

available upon request from the IDNR Administrative file.

Each proposed treatment site is described in Table 2 and the paragraphs below based on the number of acres, percent tree canopy within the site, previous treatments, the presence of schools, land use, presence of water sources, potential aerial safety hazards, presence of egg masses, tree composition and other areas of potential concern. Maps are in Appendix B.

**Table 2.** Descriptions of the 2026 proposed spongy moth treatment sites. Maps of proposed treatment sites are in Appendix B.

County	Site Name	Acres	Approx % tree canopy	Previous treatment	Land usage*	Water sources	Aerial hazards	Egg masses found
Huntington	Mt Etna MD26	120	75	No	N, A, R, B	Yes	No	No
Huntington	Roush FWA MD26	530	77	No	N, A, R, B	Yes	Yes	No

\*N = Natural, A = Agricultural, R = Residential, B = Business, School = S

## HUNTINGTON COUNTY

### Mount Etna MD26

- The site contains 120 acres.
- Tree species composition is oak, maple, hickory, walnut and cherry.
- No egg masses have been found on the site.
- The site contains woodlots, agricultural fields, residences and a portion of Salamonie Lake state property.
- Salamonie Lake Wildlife Management Area 4 is within the site.

### Hazards

- There are no known hazards on the site.

### Area Churches, Schools, Event Locations

- There are no known churches or schools within the site.

### Other areas of concern

- The town of Mount Etna is ¾ mile west of the site.
- There is a small ditch/creek that runs through the site.

### Roush FWA MD26

- The site contains 530 acres.
- Tree species composition is oak, maple, hickory, cherry, pine and walnut.
- No egg masses have been found on the site.
- The site is primarily part of the J.E. Roush Lake Fish and Wildlife area. The site is surrounded by private woodlots, agricultural fields and residences.

- Roush Lake Fish and Wildlife Management Areas 21 and 22 are located on this site.

#### **Hazards**

- There is one cell tower that is near the bottom southwest portion of the site.

#### **Area Churches, Schools, Event Locations**

- There are no known churches or schools within the site.
- Public hunting and fishing occur on the site.
- There is a small boat ramp near the northwest side of the site.

#### **Other areas of concern**

- There are some small ponds within the site.
- The Wabash River is just north of the site (<1/4 mile).
- There is a public shooting range two miles to the west of the site.
- There is a small ditch/creek on the south side of the block that runs into the site.

### **3.2. Threatened and endangered species**

This federal and state funded project is in accordance with the National Environmental Policy Act of 1969. Section 7 of the Endangered Species Act prohibits federal actions from jeopardizing the continued existence of federally listed threatened or endangered species or adversely affecting critical habitat of such species. This project is considered a federal action and to avoid any negative impacts to federally listed endangered, threatened, candidate species, or their critical habitat, the IDNR DEPP consulted with the US Fish and Wildlife Service (USFWS) and the Indiana DNR Environmental Review Unit. Individual treatment sites along with proposed methods were evaluated for potential concerns. The USFWS determined that the spongy moth program is not likely to adversely affect any federally listed species.

See Appendix C - Agencies and Persons Consulted for response letters from agencies. The letters of request for consultation to these agencies are on file in the IDNR administrative record.

### **3.3. Protection of historic properties**

Section 106 of The National Historic Preservation Act provides specific guidance for the preservation of prehistoric and historic resources when federal actions may have an adverse impact on these resources.

The State Historic Preservation Officer did not identify any historic properties that will be altered, demolished, or removed by the proposed project pursuant to Indiana Code 14-21-1.

See Appendix C- Agencies and Persons Consulted for consultation letters from agencies. The letters of request for consultation to these agencies are on file in the IDNR administrative record.

## 4.0 Environmental consequences

This section is the scientific and analytic basis for the comparison of alternatives. It describes the probable consequences (effects) of each alternative for each issue. Environmental consequences are summarized in Table 3 for each combination of the alternatives and issues.

### 4.1. Comparison of environmental consequences of alternatives considered in detail

#### **Issue 1: Human Health and Safety**

##### **Alternative 1 – No action**

For this alternative, there would be no cooperative project, therefore risk of human contact with mating disruption or Btk and an aircraft accident during application would not exist. However, future impacts by spongy moth to human health will occur sooner under Alternative 1 if treatments are not used to slow the spread of these spongy moth populations. Spongy moth outbreaks have been associated with adverse human health effects, including skin lesions, eye irritation, and respiratory reactions (USDA 2012a, Vol. IV, App. L, pp. 3-1 to 3-4). Spongy moth caterpillars can become a serious nuisance that can cause psychological stress or anxiety in some individuals (USDA 2012a, Vol. IV, App. L, pp. 3-4 to 3-5).

##### **Alternative 2 – Btk only**

A detailed analysis of the risks posed to humans by Btk, called Human Health Risk Assessment, was conducted for the Final SEIS (USDA 2012a, Vol. III, App. F., pp. 3-1 to 3-32). Human exposure to Btk provides little cause for concern about health effects. “There is no information from epidemiology studies or studies in experimental mammals to indicate Btk will cause severe adverse health effects in humans under any set of plausible exposure conditions” (USDA 2012a, Vol. III, App. F, p. 3-19). The only human health effects likely to be observed after exposure to Btk involve mild irritation of the skin, eyes, or respiratory tract (USDA 2012a, Vol. III, App. F, p. 3-19 to 3-32). “Given the reversible nature of the irritant effects of Btk and the low risks for serious health effects, cumulative effects from spray programs conducted over several years are not expected” (USDA 2012a, Vol. III, App. F, p. 3-32). Glare and O’Callaghan (2000) provide a comprehensive review of *Bacillus thuringiensis*, including Btk, and they conclude with this statement, “After covering this vast amount of literature, our view is a qualified verdict of safe to use.”

A slight risk of an accident always exists when conducting aerial applications. Btk uses one or two applications for slow the spread. To further reduce this risk, a detailed work and safety plan is required prior to program implementation, which outlines guidelines for aircraft inspections, Btk loading, and conditions for safe applications.

The effect of spongy moth outbreaks on humans would be delayed using this alternative.

### **Alternative 3 – Mating disruption only**

A detailed analysis of the risks posed to humans by mating disruption, called Human Health Risk Assessment, was conducted (USDA 2012a, Vol. III, App. H, pp. 3-1 to 3-10). The toxicity of insect pheromones to mammals is relatively low, and their activity is target specific. Therefore, the EPA does not foresee negative effects on humans and requires less rigorous testing of these products than of conventional insecticides. Once absorbed through direct contact, disparlure is very persistent in humans, and individuals exposed to disparlure may attract adult male moths for prolonged periods of time. This persistence is viewed as a nuisance and not a health risk (USDA 2012a, Vol. III, App. H, pp. 3-9). In acute toxicity tests, disparlure was not toxic to mammals, birds, or fish (USDA 2012a, Vol. III, App. H, pp. 4-1 to 4-8). Therefore, no effects on human health are anticipated.

Mating disruption using SPLAT® SM-O involves the aerial application of amorphous polymer matrix droplets that are infused with spongy moth pheromone. The formulation of SPLAT® SM-O consists of small waxy droplets, approximately 0.3 mm to 2.0 mm in size when released from a conventional aerial application system. All matrix ingredients in SPLAT® SM-O are cleared as food safe by the FDA and are biodegradable. The droplets are a grayish white in color and applied at a rate of 3 to 30 grams of active ingredient (disparlure) per acre (see Appendix D – Product Labels). Applications would most commonly be applied at a rate of either 6 or 15 grams (equivalent of approximately 1.2 teaspoons or 3.0 teaspoons) of pheromone per acre.

A slight risk of an accident always exists when conducting aerial applications. Mating disruption uses one application. To further reduce this risk, a detailed work and safety plan is required prior to program implementation, which outlines guidelines for aircraft inspections, product loading, and conditions for safe applications.

The effect of spongy moth outbreaks on humans would be delayed using this alternative.

### **Alternative 4 – Btk and/or Mating disruption**

The human health and safety consequences stated above for Alternatives 2 and 3 apply to this alternative.

## **Issue 2: Effects on Nontarget Organisms and Environmental Quality**

### **Alternative 1 – No action**

The “no action alternative” would likely result in a more rapid build-up of spongy moth populations and defoliation of susceptible forested areas, especially oak and aspen dominated forests. In other parts of the northeastern U.S., spongy moth outbreaks have changed the structure of some forest ecosystems by killing a portion of the oak component and encouraging tree species that spongy moth caterpillars avoid, such as red maple (USDA 2012a, Vol. II, Ch.4, pp. 4 to 5). Spongy moth outbreaks in North America have not resulted in widespread loss of oak, rather a subtle change in many locations towards a more mixed forest (USDA 2012a, Vol. II, Ch.4, p. 5). In Indiana forests, maples and beech should become more prevalent as spongy moth caterpillars focus their feeding on oaks. The effects of defoliation depend on many factors, including defoliation severity, frequency, timing, tree health and vigor, and the role of secondary organisms, including insects and pathogens (USDA 2012a, Vol. IV, App. L, p. 4-5). Spongy moth infestations generally result in tree mortality losses of less than 15% of total basal area, but in some cases can exceed 50% (USDA 2012a, Vol. IV, App. L, p. 4-6).

Spongy moth defoliation and subsequent tree mortality (especially oak trees) caused by the feeding of millions of caterpillars has a variety of impacts on the environment. Some of these changes are detrimental to certain species and favorable to others during and after spongy moth outbreaks. Defoliation can result in changes to soil condition, microclimate, water quality, water yield, acorn production, and other environmental factors due to the loss of leaf tissue, the waste material produced by large number of feeding caterpillars, and the tree mortality that can follow outbreaks (USDA 2012a, Vol. II, Ch. 4, pp. 4 to 7). Some species of mammals, birds, terrestrial invertebrates, fish, and aquatic invertebrates are negatively impacted by spongy moth related feeding (USDA 2012a, Vol. II, Ch. 4, pp. 7 to 9). As an example, acorn production can drop during and immediately following an outbreak and this can reduce populations of white-footed mice (USDA 2012a, Vol. II, Ch. 4, p. 8). On the other hand, dead trees favor some species of birds that use dead wood as nesting sites or that feed on wood or bark infesting insects that thrive in dead and dying trees (USDA 2012a, Vol. II, Ch. 4, p. 8).

With Alternative 1 (No action), localized defoliating populations are expected on oak trees at the proposed treatment sites.

### **Alternative 2 – Btk only**

Using Btk is likely to maintain the forest condition in the short-term by eliminating spongy moth populations in the treatment sites, thus keeping populations from expanding and causing defoliation. However, in the long-term, spongy moth will likely become more widely distributed in Indiana even if this alternative is followed.

Btk may indirectly help in maintaining existing forest conditions, water quality, microclimate, and soil condition by delaying spongy moth population increases (USDA 2012a, Vol. II, Ch. 4, p. 10). The ecological risk assessment of the effects of Btk on nontarget organisms states that adverse effects due to Btk are unlikely in mammals and birds (USDA 2012a, Vol. III, App. F, pp. 4-2 to 4-3). The effects of Btk on birds, plants, soil microorganisms, or soil invertebrates other than insects are not of plausible concern (USDA 2012a, Vol. III, App. F, pp. 4-3 to 4-8). The Environmental Protection Agency classifies Btk as virtually nontoxic to fish (USDA 2012a, Vol. III, App. F, p. 4-8). No toxicity data are available on amphibians, though other strains of Btk appear to have low toxicity to this group (USDA 2012a, Vol. III, App. F, p. 4-9). Btk does not harm garden plants. In fact, it is a common garden insecticide against caterpillars such as the cabbage looper.

Btk has been shown to be toxic to several species of target and nontarget Lepidoptera (USDA 2012a, Vol. III, App. F, pp. 4-3 to 4-6). Btk selectively kills members of the insect order Lepidoptera that are actively feeding as caterpillars at or soon after the period of application, though not all non-target Lepidoptera are as sensitive to Btk as is spongy moth (USDA 2012a, Vol. III, App. F, pp. 4-4 to 4-6). Btk applications occur earlier than when most beneficial Lepidopteran caterpillars are active. Outside of the Lepidoptera, the negative impact of Btk on other insect orders is minor (USDA 2012a, Vol. III, App. F, pp. 4-6 to 4-7). It is, therefore, more “selective” than many insecticides that kill a wider array of insects. However, concerns still exist over its possible negative impact on native caterpillars, which may occur in the proposed treatment areas. Btk may impact nontarget species of spring-feeding caterpillars in the treatment site, but the impact to the local population is usually minimal as Btk rapidly degrades on the foliage within a few weeks, and the nontarget lepidopterans generally re-colonize treatment sites in less than 2 years (USDA 2012a, Vol. II, Ch. 4, pp. 13 to 14).

### **Alternative 3 – Mating disruption only**

Mating disruption using disparlure is likely to maintain the forest condition in the short-term (5 to 10 years) by eliminating or reducing spongy moth populations in the treatment site, thus keeping populations from expanding and causing defoliation. However, in the long-term (10 to 15 years), spongy moth will likely become more widely distributed in Indiana even if this alternative is followed.

Matrix ingredients in SPLAT® SM-O are cleared as food safe by the FDA and are biodegradable.

Disparlure may indirectly help in maintaining existing forest conditions, water quality, microclimate, and soil condition (USDA 2012a, Vol. II, Ch. 4, p. 19) by delaying spongy moth population increases. The ecological risk assessment states that disparlure has a very low toxicity to mammals and birds (USDA 2012a, Vol. III, App. H, pp. 4-1 to 4-2).

Like other insect pheromones, disparlure is generally regarded as nontoxic to mammals, and no adverse effects are expected from exposure (USDA 2012a, Vol. II, Ch. 4, pp. 19).

In addition, it is not likely to cause toxic effects in aquatic species (USDA 2012a, Vol. III, App. H, pp. 4-3 to 4-5). One study found that disparlure caused unusually high mortality in water fleas (*Daphnia*). Later it was determined that the mortality was due to physical trapping in undissolved disparlure of the organisms at the water surface, not due to toxicity (USDA 2012a, Vol. III, App. H, pp. 4-4 to 4-8). This is an experimental artifact and is not likely to be encountered under operational use.

Disparlure is a pheromone component for some other species (USDA 2012a, Vol. III, App. H, pp. 2-1 to 2.2), and could disrupt mating in some other species of moths (nun moth, pink gypsy moth) in the genus *Lymantria* (USDA 2012a, Vol. III, App. H, p. 4-2). All of these species are Asian or Eurasian and are not known to occur in North America. There is no basis for asserting that mating disruption would occur in other nontarget species in North America, including nontarget insects, specifically native Lepidoptera.

#### **Alternative 4 – Btk and /or mating disruption**

The nontarget and environmental consequences stated above for Alternatives 2 and 3 apply to this alternative.

### **Issue 3: Economic and Political Impacts of Treatment vs. Non-Treatment**

#### **Alternative 1 – No action**

If no treatments were applied, the likely action would be to implement a quarantine in Huntington County during the next few years. Quarantine would regulate movement of firewood, logs, other timber products, mobile homes, recreational vehicles, trees, shrubs, Christmas trees, and outdoor household articles. This would create a financial impact on industries that deal with these products.

If current populations are not treated, they will continue to reproduce and grow in size. Defoliation will become noticeable in the future, but it would be difficult to predict exactly when noticeable defoliation will occur. Requests for federal assistance to suppress *L. dispar* would be likely when defoliation occurs. Suppression projects are generally more expensive in total dollars than slow the spread projects because much larger areas are treated. The economic impact to state budgets and affected property owners would increase, as responsible agencies would need to administer and fund these suppression projects, and these types of projects are often cost shared with the property owners.

Following defoliation, negative financial impacts are likely to occur for recreational industries such as resorts and campgrounds. Homeowners, private woodland owners, and forest-based industries could be impacted by spongy moth treatment costs, tree

mortality, and adverse human health effects. The economic impact of no action would allow spongy moth infestations to greatly advance ahead of the Transition Area (the area between infested areas and non-infested areas), thus devaluing the Slow The Spread Program accomplishments, and shift the STS line and infestations much further south.

**Alternatives 2 (Btk only), 3 (Mating disruption only), and 4 (Btk and/or Mating disruption)**

If treatments are applied, regulatory action is not likely for Huntington County during the next year, and the impacts listed under Alternative 1 would be delayed for these counties. These proposed treatment sites are located within the STS Action Area, and this alternative corresponds with the national strategy for managing spongy moth in these areas. Treatment of the population in these areas will reduce spread into adjacent counties and delay those counties being quarantined. This corresponds to the STS program goal of reducing spread to 4.8 miles per year.

Economic analysis for this site-specific assessment shows the Benefit-Cost Ratio is 882:1.0 (Economic Analysis document is in the IDNR Administrative File).

The proposed treatment sites have been determined based on results from spongy moth surveys using STS protocols. The proposed treatment itself will have minimal socioeconomic effects, and it will not have disproportionate effects on any minority or low-income population. Aerial application of a pesticide may be controversial in the public arena. Through public outreach and scoping, the IDNR provides information and answers questions about the treatments concerning human health and environmental quality for residents within and near the proposed treatment sites. Also, political leaders are contacted about the proposed project.

**Issue 4: Likelihood of Success of the Project**

**Alternative 1 – No action**

The project objective would not be met with this alternative. Isolated spongy moth populations in the proposed treatment sites would continue to grow, and these populations would serve as a source for increased spread within the county and into surrounding counties. If these isolated populations were allowed to grow and coalesce, spongy moth could spread through the state in 10 years (Sharov et al. 2002).

**Alternative 2 – Btk only**

Project success is likely with this alternative. Btk has proven effective at eliminating or reducing spongy moth at all population levels. However, this alternative is more expensive and has the potential for non-target impacts.

### **Alternative 3 – Mating disruption only**

Project success is likely with this alternative in both treatment sites with very low spongy moth populations. This alternative is the best option because the project will likely be successful at all treatment sites, while minimizing costs and potential non-target impacts.

### **Alternative 4 – Btk and/or mating disruption**

A combination of treatments in this project is not necessary to achieve the goal of eliminating or decreasing reproducing populations from the proposed treatment sites.

Treatment selection criteria used to evaluate each site are: 1) spongy moth population level, 2) habitat type (urban, rural, open water or wetland), 3) nontarget organisms, 4) safety, and 5) cost and project efficiency. Btk is selected for areas where alternate life stages are found and have higher population levels. MD is selected for areas with lower population levels

#### [4.2. Summary of alternatives considered in detail](#)

Under alternative one (no action) spongy moth populations are likely to continue to persist, reproduce, and expand in population size. Local and eventually long-distance spread from these areas would be likely. Some tree mortality, especially of oak species, is anticipated in areas where spongy moth becomes established. In the long-term, the stands with established spongy moth would trend away from forests containing oaks to species less preferred by spongy moth caterpillars.

The proposed alternative offers the greatest probability of meeting the project with the lowest non target effects (see Section 1.1 above). No endangered or threatened species are likely to be adversely affected within the treatment areas. The mating disruption treatments should be successful because the sites have very low spongy moth populations.

The proposed mating disruption treatments delay the immediate economic and political impacts created by a possible federal quarantine and offers the best chance for slowing the spread and establishment of spongy moth populations in the state. Thus, the economic and nuisance impacts associated with spongy moth should be delayed over a longer time period.

See Table 3 summarizing the alternatives and issues.

**Table 3:** Comparative matrix summarizing the alternatives and issues.

	<b>Issue 1 Human Health &amp; Safety</b>	<b>Issue 2 Effects on Nontarget Organisms &amp; Environmental Quality</b>	<b>Issue 3 Economic and Political Impacts</b>	<b>Issue 4 Likelihood of Success of the Project</b>
<b>Alternative 1- No action</b>	<ul style="list-style-type: none"> <li>- No risk of an aircraft accident or pesticide spill.</li> <li>- No risk of Btk contact with humans.</li> <li>- Spongy moth outbreaks will occur sooner along with the associated nuisance and health impacts to humans.</li> </ul>	<ul style="list-style-type: none"> <li>- No direct effect on nontarget organisms, including threatened and endangered species.</li> <li>- Future spongy moth impacts will occur sooner, which includes defoliation and reduction in the oak component of forest stands.</li> </ul>	<ul style="list-style-type: none"> <li>- Regulatory action would occur sooner with implementation of quarantines.</li> <li>- Spread of spongy moth through this county and into adjacent counties would not be slowed.</li> <li>- Suppression projects and negative financial impacts from defoliation would occur sooner.</li> </ul>	<ul style="list-style-type: none"> <li>- The spread of spongy moth would not be slowed at the treatment sites, and the project objective would not be met.</li> </ul>
<b>Alternative 2- Btk only</b>	<ul style="list-style-type: none"> <li>- Slight risk of aircraft accident and pesticide spill.</li> <li>- Contact with Btk may cause mild and temporary irritation (eye, skin &amp; respiratory).</li> <li>- Delay effect of spongy moth outbreaks on humans.</li> </ul>	<ul style="list-style-type: none"> <li>-There could be some impact on spring feeding caterpillars, temporarily reducing local populations.</li> <li>- Not likely to adversely affect Indiana bat, northern long-eared bat or tricolored bat.</li> <li>- Delay the impact of spongy moth defoliation on environmental quality.</li> </ul>	<ul style="list-style-type: none"> <li>- Regulatory action would not be implemented in this county during the current year and/or economic impacts to landowners would be delayed.</li> <li>- Slows the spread of spongy moth.</li> </ul>	<ul style="list-style-type: none"> <li>- Success is likely in the treatment sites.</li> </ul>
<b>Alternative 3- Mating disruption only</b>	<ul style="list-style-type: none"> <li>- Slight risk of aircraft accident.</li> <li>- No effect on human health.</li> <li>- Delay effect of spongy moth outbreaks on humans.</li> </ul>	<ul style="list-style-type: none"> <li>- No effects to nontarget organisms, including any threatened and endangered species known to occur within the sites.</li> <li>- Delay the impact of spongy moth defoliation on environmental quality.</li> </ul>	<ul style="list-style-type: none"> <li>- Regulatory action would not be implemented in this county during the current year and/or economic impacts to landowners would be delayed.</li> <li>- Slows the spread of spongy moth.</li> </ul>	<ul style="list-style-type: none"> <li>- Success is likely in treatment sites with very low populations.</li> </ul>
<b>Alternative 4- Btk and/or Mating disruption</b>	<ul style="list-style-type: none"> <li>- Same as alternative 2 or 3 depending on the treatment at each site.</li> </ul>	<ul style="list-style-type: none"> <li>- Same as alternative 2 or 3 depending on the treatment at each site.</li> </ul>	<ul style="list-style-type: none"> <li>- Regulatory action would not be implemented in this county during the current year and/or economic impacts to landowners would be delayed.</li> <li>-Slows the spread of spongy moth.</li> </ul>	<ul style="list-style-type: none"> <li>- Success is likely in all the treatment sites.</li> </ul>

### 4.3. Cumulative effects

Cumulative effects are the incremental impacts of the action when added to past, present, and reasonably foreseeable actions.

These impacts (cumulative impacts) can result from individually minor but collectively significant actions taking place over a period of time (40 CFR 1508.7). The total cumulative impacts are determined by analyzing the direct and indirect effects of the proposed action.

(a) Direct effects, which are caused by the action and occur at the same time and place.

(b) Indirect effects, which are caused by the action and are later in time or farther removed in distance but are still reasonably foreseeable. Effects and impacts as used in these regulations are synonymous (40 CFR 1508.8).

The site-specific analysis of this environmental assessment is tiered to the programmatic EIS and SEIS and documented in accordance with the National Environmental Policy Act (NEPA) implementing procedures (USDA 2012b, ROD, p. 2). The purpose of tiering is to eliminate repetitive discussions of the issues addressed in the SEIS (40 CFR, 1502.20 and 1508.28 in Council on Environmental Quality, 1992). The programmatic EIS and SEIS addressed cumulative impacts of the national STS spongy moth program and treatment options. Therefore, this document focuses on site specific issues that pertain to cumulative effects.

None of the proposed treatment sites have had any prior treatment.

Review of the proposed treatments and sites by the U.S. Fish & Wildlife Service and the Indiana DNR Environmental Review Unit concluded that the 2026 proposed spongy moth program was not likely to adversely affect federally listed species.

The Indiana Dept. of Natural Resources, Division of Historic Preservation and Archeology concluded that no historic properties would be altered, demolished, or removed by the proposed project.

Therefore, a conclusion of “no cumulative effects” is made for this proposed project.

## 5.0 List of preparers and reviewers

### **PREPARERS:**

**Phil Marshall**, Forest Health Specialist, Division of Forestry, Indiana Department of Natural Resources, Vallonia State Nursery, 2782 W County Road 540 S, Vallonia, IN 47281.

EA Responsibility: Participated in writing and reviewing the environmental assessment and in the development of the proposed cooperative *L. dispar* project.

Experience and Education: Experience as Forest Health Specialist since 1974 and experience in *L. dispar* management since 1977. M.F., Duke University in Forest Entomology and Pathology; B.A., Catawba College in Pre-Forestry.

**Angela Rust**, Natural Resources Inspector, Division of Entomology and Plant Pathology, Indiana Department of Natural Resources, P.O Box 757, Tell City, Indiana 47586.

EA Responsibility: Participated in writing and reviewing the environmental assessment and in consultation of the proposed cooperative *L. dispar* project.

Experience and Education: Natural Resources Inspector with the Indiana Department of Natural Resources, Division of Entomology and Plant Pathology since 1995. B.S., Purdue University in Entomology.

**Patrick Engelken**, Entomologist, USDA Forest Service, Eastern Region, Forest Health Protection, State, Private and Tribal Forestry, 1992 Folwell Ave., St. Paul, MN 55108.

EA Responsibility: Participated in review of the environmental assessment and final development of the proposed cooperative *L. dispar* project.

Experience and Education: Forest entomologist with the USDA Forest Service in St. Paul, MN since 2020. M.S., Michigan State University in Entomology; B.S., Washburn University in Biology.

### **REVIEWER:**

**Megan Abraham**, State Entomologist, Division of Entomology and Plant Pathology, Indiana Department of Natural Resources, 402 W. Washington Street, Room 290W, Indianapolis, IN 46204.

EA Responsibility: Reviewer

Experience and Education: State Entomologist with the Indiana Department of Natural Resources, Director of the Division of Entomology and Plant Pathology, State Plant

Regulatory Official. M.S., Purdue University in Entomology; B.S., Purdue University in Wildlife Science with a minor in International Studies.

## 6.0 List of persons and agencies consulted

**Elizabeth Adkins**, Environmental Coordinator, Environmental Review Unit, IDNR Division of Fish and Wildlife, 402 West Washington Street, Room W273, Indianapolis, IN 46204. Consultation with Elizabeth Adkins and other IDNR staff on Natural Heritage Program data and IDNR concerns within the proposed project.

**Eric Biddinger**, Natural Resources Inspector, IDNR Entomology and Plant Pathology, 402 West Washington Street, Room W290, Indianapolis, IN 46204. Consultation on treatment sites and proposed project.

**Kallie Bontrager**, Natural Resources Inspector, IDNR Entomology and Plant Pathology, 402 West Washington Street, Room W290, Indianapolis, IN 46204. Consultation on treatment sites and proposed project.

**Vince Burkle**, Natural Resources Inspector, IDNR Entomology and Plant Pathology, 402 West Washington Street, Room W290, Indianapolis, IN 46204. Consultation on treatment sites and proposed project.

**Kimberly Thielen Cremers**, Slow The Spread Foundation President, Minnesota Department of Agriculture-Plant Protection Division, 625 Robert Street North, Saint Paul, MN 55155-2538. Coordination and consultation regarding implementation of Slow The Spread state projects.

**Susan Cooper**, Field Supervisor, U.S. Fish and Wildlife Service, 620 South Walker Street, Bloomington, IN 47403. Consultation on threatened and endangered species.

**Donna Leonard**, Slow The Spread Foundation contractor. Coordination of financial budgets for STS national program.

**Beth McCord**, Director, IDNR Division of Historic Preservation and Archaeology, 402 West Washington Street, Room W274, Indianapolis, IN 46204. Consultation on historical and archaeological properties of concern.

**Wesley Millar**, Lake Manager, U.S. Army Corps of Engineers, Chicago District J. Edward Roush Lake, 735 N. Warren Rd, Huntington, IN 46750. Consultation on Roush FWA MD26 proposed treatment site.

**Gary Moughler**, Natural Resources Inspector, IDNR Entomology and Plant Pathology, 402 West Washington Street, Room W290, Indianapolis, IN 46204. Consultation on treatment sites and proposed project.

**Derek Puckett**, Detection, Eradication & Suppression Programs – Air Operations.  
USDA Forest Service, Forest Health Protection. [Derek.L.Puckett@USDA.gov](mailto:Derek.L.Puckett@USDA.gov)  
Management of mating disruption treatment contracts.

**Kristy Stultz**, Natural Resources Inspector, IDNR Entomology and Plant Pathology, 402  
West Washington Street, Room W290, Indianapolis, IN 46204.  
Consultation on proposed project and GIS mapping.

## 7.0 References cited

Council on Environmental Quality. 40 CFR Part 1500-1508.

Glare, T.R. and M. O’Callaghan. 2000. *Bacillus thuringiensis*: Biology, Ecology and Safety. John Wiley & Sons, Ltd. New York, 350 pp.

Slow the Spread Foundation, Inc. [www.slowthespread.org](http://www.slowthespread.org)

National Environmental Policy Act (NEPA) of 1969 (P.L. 91-190), USC 4321 et.seq.

Sharov, Alexi. A., et. al. 2002. “Slow the Spread”, A National Program to Contain the Gypsy Moth. *Journal of Forestry*, 100(5):30-35.

Sills E.O. 2007. Assessment of the economic feasibility of the gypsy moth Slow the Spread project. Final Report to USDA Forest Service State and Private Forestry, Grant No. NC-06-DG-11244225-337, Department of Forestry and Environmental Resources, North Carolina State University, Raleigh, North Carolina, 30 pp.

Thorpe, Kevin, et al. 2006. A Review of the Use of Mating Disruption to Manage Gypsy Moth, *Lymantria dispar* (L.) USDA, Forest Service, FHTET-2006-13, 76 pp.

Tobin, P.C. and L. M. Blackburn (eds.) 2007. Slow the Spread: A national program to manage the gypsy moth. USDA Forest Service Gen. Tech. Rpt. NRS-6, 109 pp.

USDA. 1990. USDA Departmental Gypsy Moth Policy.

USDA Forest Service Handbook (FSH 2109.14, section 71.3).

USDA. 1995. Gypsy Moth Management in the United States: A Cooperative Approach. Final Environmental Impact Statement, Vols. I-V. USDA-Forest Service and USDA-APHIS.

USDA. 1996. Gypsy Moth Management in the United States: A Cooperative Approach. Record of Decision. USDA-Forest Service and USDA-APHIS.

USDA. 2012a. Gypsy Moth Management in the United States: A Cooperative Approach. Final Supplemental Environmental Impact Statement, Vols. I – V. USDA-Forest Service and USDA-APHIS. NA-MB-01-12.

USDA. 2012b. Gypsy Moth Management in the United States: A Cooperative Approach. Record of Decision. USDA-Forest Service and USDA-APHIS.

## 8.0 APPENDIX A: ISSUES, QUESTIONS AND CONCERNS FROM PUBLIC INVOLVEMENT

On December 31, 2025 - 29 letter notifications were mailed to public officials and on January 8, 2026 – 91 postcard notifications were mailed to residents in the proposed treatment sites informing them of scheduled online public meetings. Legal notices were published in local newspapers informing the public about the upcoming meetings on the proposed treatment sites. An IDNR News Release was sent out on January 13, 2026, with information on the scheduled online public meetings and the public comment period. Information on the public meetings, proposed treatments and the comment period was also posted on the Indiana DNR, Div. of Entomology and Plant Pathology (DEPP) website [on.IN/gov/spongymoth](https://on.IN/gov/spongymoth) and on the [Indiana DNR-DEPP X page](#).

The online public meetings were held via Zoom (Example 1A, 1B) and a recorded video of the presentation shown during the meetings is available for viewing at - <https://www.youtube.com/watch?v=hn0jnm89QOw>

Two virtual public meetings were held for citizens, public officials and interested individuals (Table 1). The proposed action and alternatives, including no action, were discussed. There was a total attendance of 7 citizens at the meetings.

At each of the public meetings, representatives from the Division of Entomology and Plant Pathology presented the proposed spongy moth project and answered and received questions and comments. The presentation explained:

- the life cycle, feeding habits and hosts of spongy moth.
- the identification of spongy moth.
- survey methods.
- spongy moth impacts and damage to the trees and forest.
- selection of proposed sites.
- selection of the treatment options.
- the timing and application of treatments.
- boundaries of the treatment sites with maps.
- the public comment period and decision process.

All public comments received by the public comment deadline of February 27, 2026 were considered in the final decision for the proposed treatments.

Information gathered from the public and from resource professionals was used to develop and review issues and concerns related to the project. They are grouped into two main categories; 1) issues used to formulate the alternatives in the environmental assessment (the four main issues), and 2) other issues and concerns.

The questions and comments received during and after the public meetings were categorized into four main issues:

- Human health and safety.
- Nontarget effects and environmental effects.
- Economic and political impacts.
- Likelihood of success of the proposed project, and the treatment options proposed.

These four issues were used to analyze each of the Alternatives in the Environmental Consequences (Section 4.0) in the Environmental Assessment. Recordings of the public meetings were made and are available in the Administrative File for the project.

After the decision on the proposed treatments is made and if treatments are conducted, residents will be mailed a notification approximately two weeks prior to treatment. DNR News Releases will be sent out to local media with a request to communicate the information to the public. Phone calls will be made to public officials and other interested individuals. Updates regarding the scheduled day of treatment will continue prior to and through treatment days via local media, phone calls, emails, and X (Twitter).

**Example 1A.** Copy of public meeting notification postcard with dates, times, and access information for the online Zoom meetings (front side).



**Example 1B.** Copy of public meeting notification postcard with dates, times, and access information for the online Zoom meetings (back side).

ATTENTION

This is an **official notification** from the Indiana DNR to residents within or near a *proposed* spongy moth treatment site.

---

**Virtual** public meetings to discuss proposed DNR spongy moth treatments will be held at the following times. Please attend to find out more information.

MEETING DATE	MEETING TIMES	MEETING LINK
Tuesday, Jan. 27, 2026	Noon ET	www.zoomgov.com Meeting ID: 160 815 2451
	6 p.m. ET	Or join by phone at (833)568-8864 (toll-free)

Meeting links and further information can be found at [on.IN.gov/spongymoth](https://on.IN.gov/spongymoth)  
If you require reasonable accommodation to attend this meeting, please direct your inquiries to [DEPP@dnr.IN.gov](mailto:DEPP@dnr.IN.gov) or call toll free **1-866-663-9684**.

**Table 1.** Table of Online Public Meetings and Attendance

Date	Time	Attendance
Tuesday January 27, 2026	12:00pm ET	7
Tuesday January 27, 2026	6:00pm ET	0
<b>Total</b>		<b>7</b>

## 9.0 APPENDIX B. MAPS OF PROPOSED TREATMENT SITES

Image 1: Table with list of maps of proposed treatment sites

COUNTY	SITE NAME	TREATMENT	MAP TYPE	PAGE
	Statewide - All Sites		Street	33
Huntington	Mt Etna MD26	Mating disruption 6 gram	Aerial	34
Huntington	Roush FWA MD26	Mating disruption 6 gram	Aerial	35

Image 2: Map showing locations of the two proposed treatments in northern Indiana.

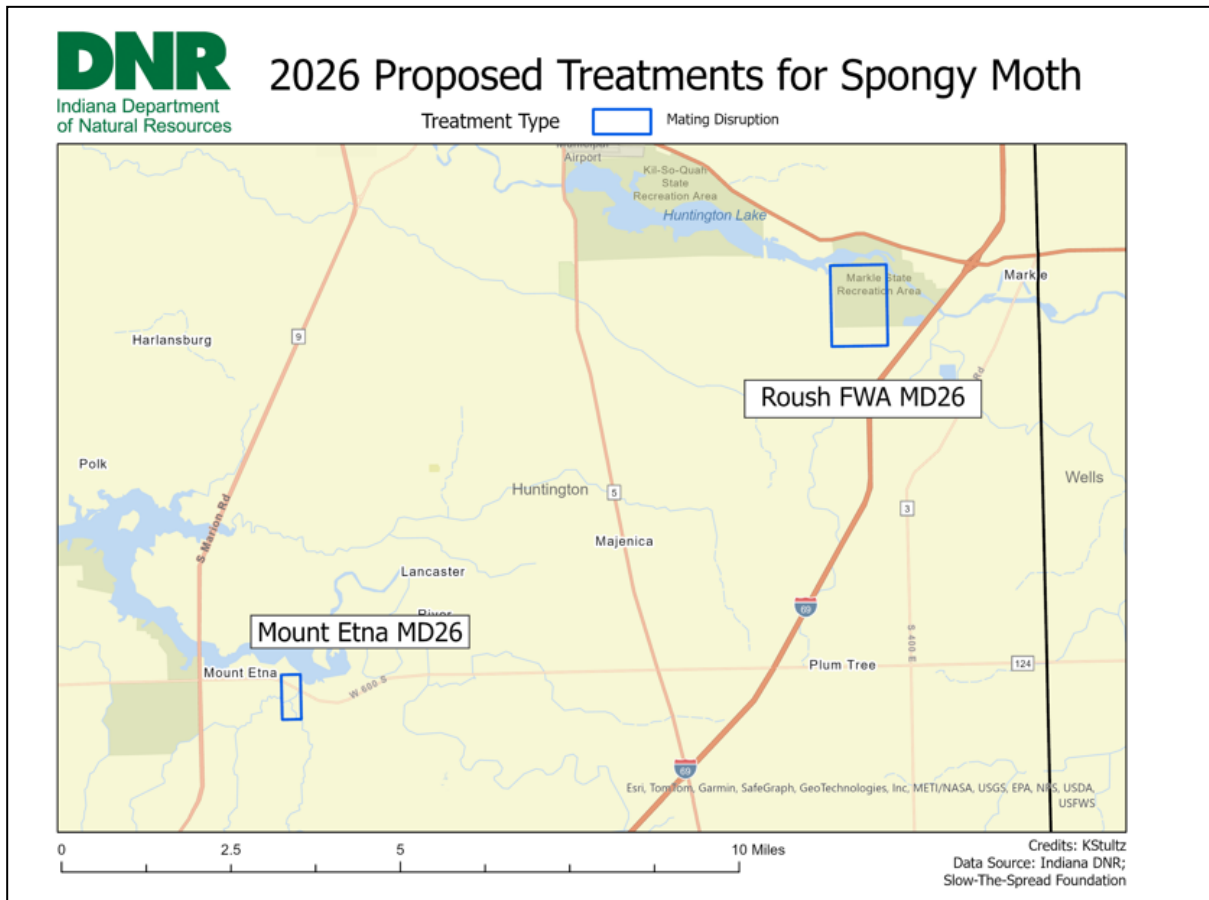


Image 3: Map showing the Mt Etna MD26 proposed treatment site in Huntington County.





## 10.0 APPENDIX C. AGENCIES AND PERSONS CONSULTED

Image 1: U.S. Fish & Wildlife Service (USFWS) response on the environmental review of the 2026 proposed spongy moth treatment sites. Letter continues on Images 2 and 3 below.

**From:** [Harrison, Sarah A](#)  
**To:** [Rust, Angela D.](#)  
**Subject:** Re: [EXTERNAL] Project Code 2026-0043629: 2026 Cooperative STS Spongy Moth Project for Indiana  
**Date:** Friday, March 6, 2026 3:44:44 PM

**EXTERNAL EMAIL:** This email was sent from outside your organization. Exercise caution when clicking links, opening attachments or taking further action, before validating its authenticity.

This responds to your email requesting our concurrence on the proposed Spongy Moth Treatment in Huntington County, Indiana.

These comments have been prepared under the authority of the Fish and Wildlife Coordination Act (16 U.S.C. 661 et. seq.) and are consistent with the intent of the National Environmental Policy Act of 1969, the Endangered Species Act of 1973, and the U. S. Fish and Wildlife Service's Mitigation Policy.

There may be suitable summer habitat for the Federally endangered Indiana bat and northern long-eared bat and proposed endangered tricolored bat present throughout the project site. The project intersects with the monarch butterfly range the project proponent will use targeted treatment to limit potential impacts to other species. The project would apply insecticides strategically at 2 sites to target spongy moths. Based on a review of the information you provided; the U.S. Fish and Wildlife Service would concur that the proposed project is not likely to adversely affect any Federally listed Indiana bat and northern long eared bat and proposed tricolored bat. This precludes the need for further consultation on this project as required under Section 7 of the Endangered Species Act of 1973, as amended. However, should new information arise pertaining to project plans or a revised species list be published, it will be necessary for the Federal agency to reinstate consultation.

We appreciate the opportunity to comment at this early stage of project planning. If project plans change such that fish and wildlife habitat may be affected, please re-coordinate with our office as soon as possible.

Sincerely  
Sarah Harrison

Sarah Harrison  
Fish & Wildlife Biologist  
USFWS Indiana Field Office  
620 South Walker St  
Bloomington, IN 47403  
Phone direct: 812-902-1748

Image 2: Continuation of U.S. Fish & Wildlife Service response on the environmental review of the 2026 proposed spongy moth treatment sites. Letter continues on Image 3 below.

**NOTE: This email correspondence and any attachments to and from this sender is subject to the Freedom of Information Act (FOIA) and may be disclosed to third parties.**

---

**From:** Rust, Angela D. <ARust@dnr.IN.gov>  
**Sent:** Tuesday, February 10, 2026 10:41 PM  
**To:** Indiana FO, FW3 <IndianaFO@fws.gov>; Harrison, Sarah A <sarah\_harrison@fws.gov>  
**Subject:** [EXTERNAL] Project Code 2026-0043629: 2026 Cooperative STS Spongy Moth Project for Indiana

**This email has been received from outside of DOI - Use caution before clicking on links, opening attachments, or responding.**

USFWS Indiana Field Office,

This correspondence pertains to the project submitted into the Planning and Consultation System (IPaC) for the 2026 Cooperative STS Spongy Moth Project for Indiana. The Project Code received for this project submission is 2026-0043629

We have reviewed the official species list provided by USFWS and have made the following effects determinations.

For the Monarch Butterfly (*Danaus Plexippus*) –

The proposed treatment locations do not overlap with proposed critical habitat for this species. Mating disruption treatments are highly specific to spongy moth and not likely to adversely affect this species.

For the Indiana Bat (*Myotis sodalist*) and Northern Long-eared Bat (*Myotis septentrionalis*) –

No critical habitat has been designated for Northern Long-eared Bat and proposed treatment locations do not overlap with critical habitat for the Indiana Bat. Mating disruption treatments are highly specific to spongy moth and any temporary reduction in available food biomass for either species would be very limited. Proposed treatments are not likely to adversely affect either species.

Image 3: Final page of the U.S. Fish & Wildlife Service response on the environmental review of the 2026 proposed spongy moth treatment sites.

For the Snuffbox Mussel (*Epioblasma triquetra*) –

The proposed treatment locations do not overlap with proposed critical habitat for this species. Mating disruption treatments are highly specific to spongy moth and do not target riparian habitat.

Proposed treatments are not likely to adversely affect this species.

We request review of these determinations for your concurrence or further recommendations.

Angela Rust  
Natural Resources Inspector  
IN Dept. of Natural Resources  
Division of Entomology and Plant Pathology  
Tell City, IN Field Office  
P.O. Box 757  
Tell City, IN 47586  
Cell 812-549-9291

Image 4: Response letter from the Indiana Department of Natural Resources Environmental Review Unit on the 2026 proposed spongy moth treatment sites. Letter continues on Image 5 below.

**THIS IS NOT A PERMIT**

**State of Indiana  
DEPARTMENT OF NATURAL RESOURCES  
Division of Fish, Wildlife, and Nature Preserves  
Early Coordination/Environmental Assessment**

---

**DNR#:** ER-28004

**Request Received:** December 20, 2025

**Requestor:**

Angela Rust  
Indiana Department of Natural Resources  
Division of Entomology and Plant Pathology  
PO Box 757  
Tell City, IN 47586

**Project:**

2026 Proposed Spongy Moth Treatment Sites

**County/Site Info:** Huntington County

The Indiana Department of Natural Resources has reviewed the above referenced project per your request. Our agency offers the following comments for your information and in accordance with the National Environmental Policy Act of 1969.

If our agency has regulatory jurisdiction over the project, the recommendations contained in this letter may become requirements of any permit issued. If we do not have permitting authority, all recommendations are voluntary.

**Regulatory Assessment:**

Formal approval by the Department of Natural Resources under the regulatory programs administered by the Division of Water is not required for this project.

**Natural Heritage Database:**

The Natural Heritage Program's data have been checked. The Division of Nature Preserves does not anticipate any significant impacts to the below-listed communities. The following have been documented within 0.5 miles of the project area:

**Mt Etna MD26**

Properties

Salamonie Lake

Birds

Bald Eagle (*Haliaeetus leucocephalus*)

Mussels

Clubshell (*Pleurobema clava*), State endangered  
Kidneyshell (*Ptychobranchus fasciolaris*), State special concern  
Rabbitsfoot (*Theliderma cylindrica*), State endangered  
Rayed Bean (*Villosa fabalis*), State endangered  
Round Hickorynut (*Obovaria subrotunda*), State endangered  
Snuffbox (*Epioblasma triquetra*), State endangered  
Wavyrayed Lampmussel (*Lampsilis fasciola*), State special concern

Fir

Image 5: Continuation and final page of the response letter from the Indiana Department of Natural Resources Environmental Review Unit on the 2026 proposed spongy moth treatment sites.

**Roush FWA MD26**

Properties

J. Edward Roush Fish and Wildlife Area

Communities

Central Till Plain Mesic Upland Forest

Birds

Bald Eagle (*Haliaeetus leucocephalus*)


**Fish and Wildlife Comments:**

The Division of Fish and Wildlife does not anticipate any significant impacts to the above-listed species due to this project. Avoid aerial applications directly over open water as much as possible.

The devastating effects of uncontrolled spongy moth infestations are well documented. Effects on non-target species are possible, and care should be taken near areas that could possibly possess endangered or threatened species, or special concern species. The effects on target species will depend on a variety of factors and are impossible to predict with certainty. However, controlling the spread of spongy moths is important to reduce the negative effects the caterpillars have on trees, particularly oaks.

**Contact Staff:**

Our agency appreciates this opportunity to be of service. Please contact me at eadkins@dnr.IN.gov or (317) 234-2719 if we can be of further assistance.

  
Elizabeth Adkins

Environmental Coordinator  
Division of Fish, Wildlife, and Nature Preserves


**Date:** January 21, 2026

Image 6: Response letter from the Indiana Department of Natural Resources, Division of Historic Preservation and Archaeology on the historical and archaeological review of 2026 proposed spongy moth treatment sites.



## 11.0 APPENDIX D. PRODUCT LABELS

Image 1: Manufacturer's product label for the Foray 76B insecticide. Label continues on images 2, 3 and 4.



**For the control of Lepidopterous Larvae**

**ACTIVE INGREDIENT:**  
*Bacillus thuringiensis* subsp. *kurstaki*, strain ABTS-351, fermentation solids, spores, and insecticidal toxins ..... 18.44%  
 Other Ingredients: ..... 81.56%  
 Total: ..... 100.00%

Potency: 16,700 Cabbage Looper Units (CLU)/mg of product (equivalent to 76 billion CLU/GAL.).  
 The percent active ingredient does not indicate product performance and potency measurements are not federally standardized.

EPA Reg. No. 73049-49  
 EPA Est. No. 33762-IA-001

LIST NO. 60176

---

**INDEX:**

- 1.0 First Aid
- 2.0 Precautionary Statements
  - 2.1 Hazards to Humans and Domestic Animals
  - 2.2 Personal Protective Equipment (PPE)
  - 2.3 Agricultural Use Requirements
  - 2.4 Non-Agricultural Use Requirements
  - 2.5 User Safety Recommendations
  - 2.6 Environmental Hazards
- 3.0 Directions for Use
- 4.0 Storage and Disposal
- 5.0 Agricultural Use Requirements
- 6.0 Non-Agricultural Use Requirements
- 7.0 Application
- 8.0 Mixing
- 9.0 Spray Volumes
- 10.0 General Agricultural Use Instructions
- 11.0 Table 1
- 12.0 General Non-Agricultural Use Instructions
  - 12.1 Ground Application
  - 12.2 Aerial Application
- 13.0 Table 2
- 14.0 Notice of Warranty

---

**KEEP OUT OF REACH OF CHILDREN  
CAUTION**

**1.0 FIRST AID**

<b>If on skin or clothing</b>	<ul style="list-style-type: none"> <li>Take off contaminated clothing.</li> <li>Rinse skin immediately with plenty of water for 15-20 minutes.</li> <li>Call a poison control center or doctor for treatment advice.</li> </ul>
<b>If in eyes</b>	<ul style="list-style-type: none"> <li>Hold eye open and rinse slowly and gently with water for 15-20 minutes.</li> <li>Remove contact lenses, if present, after the first 5 minutes, then continue rinsing eye.</li> <li>Call a poison control center or doctor for treatment advice.</li> </ul>

**HOT LINE NUMBER**

Have the product container with you when calling a poison control center or doctor, or going for treatment. You may also contact 1-877-315-9819 for emergency medical treatment and/or transport emergency information. For all other information, call 1-800-323-9597.

---

**2.0 PRECAUTIONARY STATEMENTS**

**2.1 HAZARDS TO HUMANS AND DOMESTIC ANIMALS CAUTION**

Harmful if absorbed through the skin. Causes moderate eye irritation. Avoid contact with skin, eyes, or clothing. Wash thoroughly with soap and water after handling. Remove and wash contaminated clothing before reuse.

**2.2 Personal Protective Equipment (PPE)**

Applicators and other handlers must wear:

- Long-sleeved shirt
- Long pants
- Waterproof gloves
- Shoes plus socks

Follow manufacturer's instructions for cleaning/maintaining PPE. If no such instructions are available for washables, use detergent and hot water. Keep and wash PPE separately from other laundry.

**2.3 Agricultural Use Requirements**

Mixers/loaders and applicators must wear a dust/mist filtering respirator meeting NIOSH standards of at least N-95, R-95, or P-95. Repeated exposure to high concentrations of microbial proteins can cause allergic reactions. When handlers use closed systems, enclosed cabs, or aircraft in a manner that meets the requirements listed in the Worker Protection Standard (WPS) for agricultural pesticides [40 CFR 170.240(d)(4-6)], the handler PPE requirements may be reduced or modified as specified in the WPS.

**IMPORTANT:** When reduced PPE is worn because a closed system is being used, handlers must provide all PPE specified above for "applicators and other handlers" and have such PPE immediately available for use in an emergency, such as a spill or equipment breakdown.

**2.4 Non-Agricultural Use Requirements**

Mixer/loaders and applicators not in enclosed cabs or aircraft must wear a dust/mist filtering respirator meeting NIOSH standards of at least N-95, R-95, or P-95. Repeated exposure to high concentrations of microbial proteins can cause allergic sensitization.

*CONTINUED*

Image 2: Manufacturer's product label for the Foray 76B insecticide. Label continues on images 3 and 4.

<p><b>2.5 User Safety Recommendations</b></p> <p>Users should:</p> <ul style="list-style-type: none"> <li>• Wash hands before eating, drinking, chewing gum, using tobacco or using the toilet.</li> <li>• Remove clothing immediately if pesticide gets inside. Wash thoroughly and put on clean clothing.</li> <li>• Remove PPE immediately after handling the product. Wash outside of gloves before removing. As soon as possible, wash thoroughly and change into clean clothing.</li> </ul>	<p><b>5.0 AGRICULTURAL USE REQUIREMENTS</b></p> <p>Use this product only in accordance with its labeling and with the Worker Protection Standard, 40 CFR part 170. This Standard contains requirements for the protection of agricultural workers on farms, forests, nurseries, and greenhouses, and handlers of agricultural pesticides. It contains requirements for training, decontamination, notification, and emergency assistance. It also contains specific instructions and exceptions pertaining to the statements on this label about personal protective equipment (PPE) and restricted-entry interval. The requirements in this box only apply to uses of this product that are covered by the Worker Protection Standard.</p> <p>Do not apply this product in a way that will contact workers or other persons, either directly or through drift. Only protected handlers may be in the area during application.</p> <p>Do not enter or allow worker entry into treated areas during the restricted entry interval (REI) of 4 hours.</p> <p>PPE required for early entry to treated areas that is permitted under the Worker Protection Standard and that involves contact with anything that has been treated, such as plants, soil, or water, is:</p> <ul style="list-style-type: none"> <li>• Coveralls</li> <li>• Waterproof gloves</li> <li>• Shoes plus socks</li> </ul>
<p><b>2.6 Environmental Hazards</b></p> <p>For terrestrial agricultural uses, do not apply directly to water, or to areas where surface water is present or to intertidal areas below the mean high water mark. Do not contaminate water when cleaning equipment or disposing of equipment washwaters.</p> <p>This product must not be applied aerially within 1/4 mile of any habitats of threatened or endangered lepidoptera. No manual application can be made within 300 feet of any threatened or endangered lepidoptera.</p>	<p><b>6.0 NON-AGRICULTURAL USE REQUIREMENTS</b></p> <p>The requirements in this box apply to uses that are NOT within the scope of the Worker Protection Standard for agricultural pesticides (40 CFR Part 170). The WPS applies when this product is used to produce agricultural plants on farms, forests, nurseries or greenhouses.</p> <p>For ground applications only. Exposure of unprotected persons can be mitigated by direct spraying. Spray should be allowed to dry undisturbed.</p>
<p><b>3.0 DIRECTIONS FOR USE</b></p> <p>It is a violation of Federal law to use this product in a manner inconsistent with its labeling. For any requirements specific to your State or Tribe, consult the State or Tribal agency responsible for pesticide regulation.</p> <p>Do not apply this product through any type of irrigation system.</p>	<p><b>7.0 APPLICATION</b></p> <p>Apply Foray 76B by ground or aerial equipment undiluted or with quantities of water sufficient to provide thorough coverage of plant parts to be protected. The amount of water needed per acre will depend upon crop size, weather, spray equipment, and local experience.</p> <p>Avoiding spray drift at the application site is the responsibility of the applicator. The interaction of many equipment- and weather-related factors determine the potential for spray drift. The applicator and the grower /treatment coordinator are responsible for considering all of these factors when making decisions.</p>
<p><b>4.0 STORAGE AND DISPOSAL</b></p> <p>Do not contaminate water, food or feed by storage or disposal of waste.</p> <p><b>Pesticide Storage:</b> Store in a cool, dry place. Keep containers tightly closed when not in use. Store in temperatures above freezing and below 25° C (77° F).</p> <p><b>Pesticide Disposal:</b> To avoid wastes, use all material in this container by application according to label directions. If wastes cannot be avoided, offer remaining product to a waste disposal facility or pesticide disposal program (often such programs are run by state or local governments or by industry).</p> <p><b>Container Disposal:</b> Nonrefillable container. Do not reuse or refill this container. Triple rinse container (or equivalent) promptly after emptying. Triple rinse as follows: empty the remaining contents into application equipment or a mix tank and drain for 10 seconds after the flow begins to drip. Fill the container 1/4 full with water and recap. Shake for 10 seconds. Pour rinsate into application equipment or a mix tank or store rinsate for later use or disposal. Drain for 10 seconds after flow begins to drip. Repeat this procedure two more times. Once cleaned, offer container for recycling, if available. If recycling is not available, puncture and dispose of container in a sanitary landfill or by other procedures approved by state and local authorities.</p>	<p><b>8.0 MIXING</b></p> <p>Shake or stir Foray 76B before use. Fill spray or mixing tank half full of water. Begin agitation and pour Foray 76B into water while maintaining continuous agitation. Add other spray material (if any) and balance of water. Agitate as necessary to maintain suspension. Do not allow diluted mixture to remain in the tank for more than 72 hours.</p>

CONTINUED

Image 3: Manufacturer’s product label for the Foray 76B insecticide. Label continues on image 4.

To improve weather-fastness of the spray deposits for hard to wet crops, such as cole crops, use a spreader-sticker approved for use on growing crops. Combinations with commonly used spray tank adjuvants are generally not deleterious to Foray 76B, if the mix is used promptly. Before mixing in the spray tank, identify possible problems with physical compatibility by mixing all components in a small container in proportionate quantities.

**9.0 SPRAY VOLUMES**

**Ground Application:** Use amount of Foray 76B, as indicated in the tables that follow, in ground equipment with quantities of water sufficient to provide thorough coverage of plant parts to be protected. The amount of water needed per acre will depend upon crop size, weather conditions, spray equipment used and local experience.

**Aerial Application:** Use amount of Foray 76B, as indicated in the tables that follow, in aerial equipment undiluted or with quantities of water sufficient to provide thorough coverage of plant parts to be protected. In the western U.S., use a normal minimum of 5-10 gallons per acre; in the eastern regions, use a normal minimum of 2-3 gallons per acre. The minimum amount of water needed per acre will depend upon crop size, weather conditions, spray equipment used and local experience.

**10.0 GENERAL AGRICULTURAL USE INSTRUCTIONS**

Foray 76B is a biological insecticide for the control of lepidopterous larvae. It contains the spores and endotoxin crystals of *Bacillus thuringiensis kurstaki*. Foray 76B must be ingested by the larvae to be effective. For consistent control, apply at first sign of newly hatched larvae (1st and 2nd instar larvae). Susceptible larvae that ingest Foray 76B cease feeding within a few hours and die within 2-5 days.

Foray 76B may be applied up to and on the day of harvest. For maximum effectiveness, follow the instructions listed below:

Monitor fields to detect early infestations.

Apply Foray 76B when eggs start hatching and larvae are small (early instars) and before significant crop damage occurs. Larvae must be actively feeding to be affected.

Repeat applications every 3 to 14 days to maintain control and protect new plant growth. Factors affecting spray interval include rate of plant growth, weather conditions, and reinfestations. Monitor populations of pests and beneficials to determine proper timing of applications.

Under conditions of heavy pest pressures or when large worms are present use the higher rate, shorten the application interval, and/or improve spray coverage to enhance control. When these conditions are present, consider use of a contact insecticide to enhance control. Thorough coverage is essential for optimum performance. Ground applicators equipped with directed drop nozzles can improve coverage.

**11.0 Table 1.**

Crop	Pests	Rate <sup>1</sup> (fl. oz./acre)
Forests, Shade Trees, Ornamentals, Shrubs, Sugar Maple Trees, Ornamental Fruit, Nut & Citrus Trees <sup>2</sup>	Gypsy Moth <sup>2</sup>	13.5 - 67.5
	Elm Spanworm	
	Spruce Budworm	10.0 - 27.0
	Browntail Moth	
	Douglas Fir	
	Tussock Moth	
	Coneworm	
	Buck Moth	
	Tussock Moth	
	Pine Butterfly	
	Bagworm	
	Leafroller	
	Tortrix	
	Mimosa Webworm	
	Tent Caterpillar	
Jackpine Budworm		
Blackheaded Budworm		
Saddled Prominent		
Saddleback Caterpillar		
Eastern & Western Hemlock Looper		
Orangestriped Oakworm		
Satin Moth		
	Redhumped Caterpillar	7.0 - 13.5
	Spring & Fall Cankerworm	
	California Oakworm	
	Fall Webworm	

**Special Instructions**

<sup>1</sup>Use the higher recommended rates on advanced larval stages or under high density larval populations.

<sup>2</sup>In treating gypsy moth infested trees and shrubs in urban, rural, and semi-rural areas, exposure of non-target vegetation including, but not limited to, native and ornamental species and food or feed crops is permitted.

This product can be mixed and used with other pesticides only in accordance with the most restrictive of label limitations and precautions. This product cannot be mixed with any product containing a label prohibition against such mixing. No label dosage rates may be exceeded.

**12.0 GENERAL NON-AGRICULTURAL USE INSTRUCTIONS**

Not for use on plants being grown for sale or other commercial use, or for commercial seed production, or for research purposes. For use on plants intended for aesthetic purposes or climatic modification and being grown in interior landscapes, ornamental gardens or parks, or on golf courses or lawns and grounds.

Not for use on trees being grown for sale or other commercial use, or for commercial seed production, or for the production of timber or wood products, or for research purposes except for wide-area public pest control programs sponsored by government entities, such as mosquito abatement, gypsy moth control, and Mediterranean fruit fly eradication.

Do not apply this product through any type of irrigation system.

Foray 76B contains the spores and endotoxin crystals of *Bacillus thuringiensis kurstaki*. Foray 76B is a stomach poison and is effective against lepidopterous larvae. After ingestion, larvae stop feeding within hours and die 2-5 days later. Maximum activity is exhibited against early instar larvae. Apply Foray 76B by ground or aerial equipment.

CONTINUED

Image 4: Final page of the manufacturer’s product label for the Foray 76B insecticide.

Shake or stir Foray 76B before use. Add some water to the mix tank, pour the specified amount of Foray 76B into the tank, and then add the remaining amount of water to obtain the proper mix ratio. Agitate as necessary to maintain the suspension. Do not allow diluted mixture to remain in the tank for more than 72 hours.

**12.1 Ground Application**

Use an adequate amount of tank mix to obtain thorough coverage without excessive run off. Use the indicated recommended per acre rates of Foray 76B in up to the following amounts of water:

High volume hydraulic sprayers	100 gallons
Mist blowers	10 gallons

**12.2 Aerial Application**

Apply Foray 76B, either alone or diluted with water, aerially at the rates shown in the application rates table. Spray volumes of 28-67.5 fluid ounces of product per acre give optimum coverage.

**13.0 Table 2.**

Crop	Pests	Rate <sup>1</sup> (fl. oz./acre)	
Forests, Shade Trees, Ornamentals, Shrubs, Sugar Maple Trees, Ornamental Fruit, Nut & Citrus Trees <sup>2</sup>	Gypsy Moth <sup>2</sup>	13.5 - 67.5	
	Elm Spanworm		
	Spruce Budworm	13.5 - 50.5	
	Browntail Moth		
	Douglas Fir		
	Tussock Moth		
	Coneworm		
	Buck Moth		
	Tussock Moth		10.0 - 27.0
	Pine Butterfly		
	Bagworm		
	Leafroller		
	Tortrix		
	Mimosa Webworm		
	Tent Caterpillar		
	Jackpine Budworm		
	Blackheaded Budworm		
Saddled Prominent			
Saddleback Caterpillar			
Eastern & Western Hemlock Looper			
Orangestriped Oakworm			
Satin Moth			
	Redhumped Caterpillar	7.0 - 13.5	
	Spring & Fall Cankerworm		
	California Oakworm		
	Fall Webworm		

**Special Instructions**

<sup>1</sup>Use the higher recommended rates on advanced larval stages or under high density larval populations.

<sup>2</sup>In treating gypsy moth infested trees and shrubs in urban, rural, and semi-rural areas, exposure of non-target vegetation including, but not limited to, native and ornamental species and food or feed crops is permitted.

**14.0 NOTICE OF WARRANTY**

To the extent consistent with applicable law, seller makes no warranty, express or implied, of merchantability, fitness or otherwise concerning the use of this product other than as indicated on the label. User assumes all risk of use, storage or handling not in strict accordance with accompanying directions.

*Foray* is a registered trademark of Valent BioSciences Corporation.




04-7294/R6 ©Valent BioSciences Corporation, July 2012

Image 5: Manufacturer's product label for SPLAT® SM-O mating disruption. Label continues on image 6.

2026-VI

# SPLAT®



## SM-O

FOR ORGANIC PRODUCTION


For Mating Disruption of *Lymantria dispar*, the spongy moth

SPLAT (Specialized Pheromone & Lure Application Technology) is an amorphous polymer matrix for the sustained release of insect pheromones. SPLAT SM-O provides control by disrupting mating behavior.

KEEP OUT OF REACH OF CHILDREN  
CAUTION

<p><b>ACTIVE INGREDIENT:</b> (Z)-7,8-Epoxy-2-methyloctadecane (Disparlure) 13.00%</p> <p><b>OTHER INGREDIENTS:</b> ..... 87.00%</p> <p><b>TOTAL:</b> ..... <b>100.00%</b></p>	<p style="text-align: center; font-weight: bold; margin: 0;">FIRST AID STATEMENT</p> <p><b>IF IN EYES:</b></p> <ul style="list-style-type: none"> <li>• Hold eye open and rinse slowly and gently with water for 15-20 minutes.</li> <li>• Remove contact lenses, if present, after the first 5 minutes, then continue rinsing eye.</li> <li>• Call poison control center or doctor for treatment advice.</li> </ul> <p><b>IF ON SKIN OR CLOTHING:</b></p> <ul style="list-style-type: none"> <li>• Take off contaminated clothing.</li> <li>• Wash skin immediately with soap and water, then rinse with plenty of water for 15-20 minutes.</li> </ul> <p><b>IF SWALLOWED:</b></p> <ul style="list-style-type: none"> <li>• Call poison control center or doctor immediately for treatment advice.</li> <li>• Have person sip a glass of water if able to swallow.</li> <li>• Do not induce vomiting unless told to do so by poison control center or doctor.</li> <li>• Do not give anything by mouth to an unconscious person.</li> </ul>
---	--

**MANUFACTURED BY**



**ISCA Technologies, Inc.**  
1230 W. Spring St.  
Riverside, CA, 92507, USA  
info@isca.com  
+1-951-686-5008  
[www.isca.com](http://www.isca.com)

**Net Contents:** \_\_\_\_\_

**Batch Number:** \_\_\_\_\_

**EPA Reg. N° 80286-12**

**EPA Est. No. 80286-CA-005**

See inside pages of this label for complete First Aid, Precautionary Statements, Directions for Use, and Storage and Disposal information. Read the entire label before use. Follow all label instructions. Read the entire Warranty, Disclaimer and Limitation of Liability before using this product. If terms are not acceptable, return the unopened product container at once.

HOTLINE NUMBER

**National Pesticides Information Center:** Have the product container or label with you when calling a poison control center, doctor, or going for treatment. For emergency information concerning this product, call the National Pesticides Information Center (NPIC) at 1-800-858-7378 seven days a week, 6:30 am to 4:30 pm Pacific Time (NPIC Web site: [www.npic.orst.edu](http://www.npic.orst.edu)).

Image 6: Second page of the manufacturer's product label for SPLAT® SM-O mating disruption. Label continues on Image 7.

PRECAUTIONARY STATEMENTS
<p><b>HAZARDS TO HUMANS AND DOMESTIC ANIMALS: CAUTION.</b> Causes moderate eye irritation. Harmful if swallowed or absorbed through skin. Avoid contact with skin, eyes, or clothing. Wash thoroughly with soap and water after handling and before eating, drinking, chewing gum, using tobacco, or using the toilet. Remove contaminated clothing and wash before use.</p> <p><b>PERSONAL PROTECTIVE EQUIPMENT (PPE):</b> Applicators and other handlers must wear long-sleeved shirt and long pants, waterproof gloves, and shoes plus socks. Follow the manufacturer's instructions for cleaning maintaining PPE. If no such instructions for washables, use detergent and hot water. Keep and wash PPE separately from other laundry.</p> <p><b>ENVIRONMENTAL HAZARDS:</b> For terrestrial uses: Do not apply directly to water, or to areas where surface water is present or to intertidal areas below the mean high water mark. Incidental applications to water under the forest canopy are not considered to be a direct application to water, but should be avoided if practicable. Spray valves must be shut off when passing over surface water not under the canopy. Do not contaminate water when cleaning equipment or disposing of equipment washwaters or rinsate.</p>
AREA WIDE DIRECTIONS FOR USE
<p>It is a violation of Federal Law to use this product in a manner inconsistent with its labeling. Always consult your pest control advisor, distributor or ISCA Technologies, Inc. for advice regarding the use of <b>SPLAT SM-O</b>.</p> <p><b>GENERAL:</b> <b>SPLAT SM-O</b> uses the sex-pheromone of the spongy moth (<i>Lymantria dispar</i>) to disrupt adult moth mating and thus reduce larval damage to trees in the following season.</p> <p><b>TARGET PEST:</b> Spongy Moth (<i>Lymantria dispar</i>).</p> <p><b>AREA-WIDE CONTROL:</b> This product can be used to protect individual trees as well as larger areas, including in wide-area spongy moth control programs. Application sites include, but are not limited to: orchard crops; forests; residential, municipal, and shade tree areas; recreational areas such as campgrounds, golf courses, parks, and parkways; ornamental plantings; shelterbelts, rights-of-way; and other easements. Because female spongy moths do not fly, <b>SPLAT SM-O</b> is effective in protecting both small, localized areas and large-scale treatment zones. It is especially effective in area-wide applications where the ratio of exposed borders (with potential larval influx from surrounding untreated areas) to the total treated area is minimized. Always make application of <b>SPLAT SM-O</b> in consultation with your pest control advisor, distributor, or ISCA Technologies, Inc.. No intentional food uses are permitted. However, an exemption from the requirement of a tolerance is established for residues of (Z)-7,8-epoxy-2-methyloctadecane (Disparlure) on all food and feed crops that occur when it is used to treat trees, shrubs, and pastures and such use results in unintentional spray and drift to non-target vegetation including non-food, food, and feed crops.</p> <p><b>[AREA-WIDE] MONITORING:</b> Pest monitoring is essential to enable timely intervention with insecticides or alternative control methods. Before applying <b>SPLAT SM-O</b>, deploy spongy moth pheromone-baited traps—such as those from ISCA Technologies or other suitable providers—to assess infestation levels during the moth flight period (typically June to September, depending on the region). These traps, baited with sex-pheromone lures, detect the presence, emergence, and movement of male moths. Following application, a substantial decrease in trap captures—known as trap shutdown—indicates effective mating disruption, as males are unable to locate pheromone sources in the traps and are unlikely to find females for mating. Continue monitoring throughout the season to evaluate efficacy and duration of <b>SPLAT SM-O's</b> disruption. If pest populations exceed economic thresholds, implement supplementary control measures as needed.</p> <p><b>[AREA-WIDE] APPLICATION TIMING:</b> Apply <b>SPLAT SM-O</b> anytime in the two weeks preceding male flight and adult activity. Additional applications may be made if populations exceed the economic threshold. Consult your pest control advisor, distributor, or ISCA Technologies, Inc. for proper application timing.</p> <p><b>[AREA-WIDE] APPLICATION CONDITIONS:</b> Apply <b>SPLAT SM-O</b> when the ambient air temperature is above 50°F. <b>SPLAT SM-O</b> will cure within 3-4 hours following application, after which it will become rain fast and UV resistant. Do not apply if rain is expected within 1-2 hours of application or the temperature is outside of this range.</p> <p><b>[AREA-WIDE] APPLICATION RATE:</b> The application rate of <b>SPLAT SM-O</b> ranges from 23 grams to 230 grams of undiluted product per acre. This is equivalent to 3 grams to 30 grams of pheromone active ingredient (AI) per acre. Do not exceed 150 grams of AI per acre per year for multiple applications.</p> <p><b>[AREA-WIDE] PREPARATION FOR USE:</b> Always check <b>SPLAT SM-O</b> 24 hours before using. If <b>SPLAT SM-O</b> has been stored in a refrigerated area and has hardened, allow at least 48 hours at room temperature to achieve a workable consistency. Always mix <b>SPLAT SM-O</b> thoroughly before use. A drill equipped with a paint mixing paddle or similar device works best. Avoid using metallic mixing with sharp blades, as they can cut the plastic container, potentially introducing plastic shards into the <b>SPLAT SM-O</b> formulation and compromising both flowability and application.</p> <p><b>[AREA-WIDE] APPLICATION EQUIPMENT:</b> <b>SPLAT SM-O</b> is applied either aerially or by ground with conventional application systems pressurized either by centrifugal pumps or positive displacement pumps, pressurized gas cylinders, or a combination of both. The flow of <b>SPLAT SM-O</b> product can be controlled with agricultural-type solenoids. Calibrate applications based on volume output and application speed and swath area treated. Do not apply this product through any type of irrigation system. <b>SPLAT SM-O</b> can also be applied manually using other devices like metered dosing guns and backpack sprayers. To ensure proper application, consult your pest control advisor, distributor, or ISCA Technologies, Inc.</p>

Image 7: Final page of the manufacturer's product label for SPLAT® SM-O mating disruption.

<p><b>[AREA-WIDE] POINT SOURCE SIZE, PLACEMENT, AND SPACING:</b> For ground applications, <b>SPLAT SM-O</b> dollop size can be varied depending on pest population and duration of control desired. A dense infestation will require a higher density of point sources to achieve optimal mating disruption. With aerial applications, there is less control over the variation in droplet size and there will be a range from approximately 300 to 2000 microns in size. When <b>SPLAT SM-O</b> is sprayed on the tree canopy at 46 grams per acre (6 grams AI per acre), the range in droplet size will usually be 300 to 1000 microns. This will provide area-wide, season-long management of low-density populations. To ensure proper application, please consult your pest control advisor, distributor, or ISCA Technologies, Inc.</p> <p><b>CLEANING EQUIPMENT:</b> Clean equipment with water and citrus or limonene detergents.</p>
<p style="text-align: center;"><b>SINGLE SITE DIRECTIONS FOR USE</b></p> <p>It is a violation of Federal Law to use this product in a manner inconsistent with its labeling. Always consult your pest control advisor, distributor or ISCA Technologies, Inc. for advice regarding the use of <b>SPLAT SM-O</b>.</p> <p><b>GENERAL:</b> <b>SPLAT SM-O</b> uses the sex-pheromone of the spongy moth (<i>Lymantria dispar</i>) to disrupt adult moth mating and thus reduce larval damage to trees in the following season.</p> <p><b>TARGET PEST:</b> Spongy Moth (<i>Lymantria dispar</i>).</p> <p><b>SINGLE SITE APPLICATIONS:</b> This product is for use to protect trees from spongy moths. <b>SPLAT SM-O</b> disrupts mating of adults this season, preventing viable egg laying in the treated area, reducing the production of caterpillars the following season. Because spongy moth females are flightless, applying <b>SPLAT SM-O</b> can effectively protect small areas, such as urban backyards. The formulation disrupts mating by reducing the ability of adult males to locate females within and around the treated zone.</p> <p><b>[SINGLE SITE] AREAS OF APPLICATION:</b> Areas of application include, but are not limited to, orchard and forest trees; individual trees or groups of trees in backyards; urban and rural forestry and landscapes; residential, commercial, and municipal areas; recreational sites such as campgrounds, golf courses, parks, and parkways; ornamental and shade trees; shelterbelts; rights-of-way; and other easements. This product is not intended for direct application to food crops.</p> <p><b>[SINGLE SITE] APPLICATION TIMING:</b> Apply dollops of <b>SPLAT SM-O</b> up to three months preceding male flight and adult moth activity. Dollops of 0.5g or larger of <b>SPLAT SM-O</b> last the entire season, disrupting spongy moth mating in the area.</p> <p><b>[SINGLE SITE] APPLICATION CONDITIONS:</b> <b>SPLAT SM-O</b> will cure within 3-4 hours following application. Do not apply if rain is expected within 1-2 hours of application.</p> <p><b>[SINGLE SITE] APPLICATION RATE:</b> The application rate of <b>SPLAT SM-O</b> is 50g to 385g per acre, undiluted, in point source dollops evenly distributed throughout the applied area. Use at least 22 evenly distributed point source dollops per acre for low pest populations (1 per 2,000 sq. ft.), and at least 44 point source dollops per acre for average to high populations (1 per 1,000 sq.ft.) <b>SPLAT SM-O</b> may be applied directly to tree bark or other natural surfaces. Do not exceed 1,154g of product per acre annually (150 grams of a.i./acre/year).</p> <p><b>[SINGLE SITE] PREPARATION FOR USE:</b> For ease of application, allow <b>SPLAT SM-O</b> to acclimate to room temperature and mix thoroughly before use.</p> <p><b>[SINGLE SITE] APPLICATION EQUIPMENT AND METHODS:</b> <b>SPLAT SM-O</b> is ready to use: Do not dilute. <b>SPLAT SM-O</b> can be applied by ground manually or through specialized mechanical equipment, or by air via drone.</p> <p><b>[SINGLE SITE] IMPORTANT:</b> Avoid contact of <b>SPLAT SM-O</b> with skin or clothing. Always wear disposable gloves when handling the product, and discard all contaminated materials—including used tubes, packaging, and gloves—to prevent unintended attraction or cross-contamination. Avoid application to lightly colored porous surfaces where visual appearance is important, as staining may occur. Consult your pest control advisor, distributor, or ISCA Technologies, Inc. with any questions if you do not fully understand this label.</p>
<p style="text-align: center;"><b>STORAGE AND DISPOSAL</b></p> <p>Do not contaminate water, food or feed by storage and disposal.</p> <p><b>PESTICIDE STORAGE:</b> Store product sealed and refrigerated, if possible. If refrigerated, do not store with food. If refrigeration is not available, store product in a cool dry place, out of direct sunlight. Do not exceed 75°F for long-term storage. Avoid freezing. In case of leak or spill, wipe with paper towel and dispose of waste when product hardens.</p> <p><b>PESTICIDE DISPOSAL:</b> Wastes resulting from the use of this product may be disposed of on site or at an approved waste facility.</p> <p><b>CONTAINER DISPOSAL:</b> Nonrefillable container. Do not refill or reuse this container. Triple rinse (or equivalent) promptly after emptying. Then offer for recycling if available, or puncture and dispose of in a sanitary landfill, or by incineration, or, if allowed by state and local authorities by burning. If burned, stay out of smoke.</p>
<p style="text-align: center;"><b>WARRANTY AND LIMITATION OF DAMAGES</b></p> <p>Read all directions carefully. All statements concerning the use of this product apply only when used as directed. ISCA Technologies warrants that this material conforms to the specifications on the label and is reasonably fit for the intended purpose referred to on the label. To the extent consistent with applicable law, ISCA Technologies makes no other express or implied warranty of merchantability or fitness for a particular purpose or any other express or implied warranty.</p>