



# Regional Service Council Minutes Region # 18

**Meeting Date: 07/15/2022**

**Meeting Location: Microsoft Teams**

## **Council Members Present**

Myra Albertson, Washington County Probation  
Rachel Ballard Mil, Floyd Co FCM  
Mark Barry, Washington Co Director (DCS)  
Caitlin Busick, Clark Co Director (DCS)  
Judge Vicki Carmichael/Paul Lenfert, Proxy for Clark Co. Judge  
Brad Fortner, Regional Manager  
Rick Hurst, Clark Co Supervisor  
Kelly Shelhamer, Scott County CASA

## **Council Members Absent**

Catherine "Catie" Dorgay, Harrison County FCM  
Tawana Jackson, Harrison Co Director

## **Others in attendance**

Sarah Ash, Childplace  
Debbie Dailey, Regional Finance Manager (DCS)  
Shannon J. Emmett, Recording Secretary (DCS)  
Karen Feldmanis, Home of The Innocents  
Timon Givan-Coots, National Youth Advocate Program  
Kristy Glotzbach, Regional Youth Services  
Meara Grannan, Lifespring  
Angelique Gray, Promising Futures  
Amanda Green, LifeSpring Health Systems  
Kati Guernsey, Centerstone  
Angel Hood, George Junior Republic  
Lisa Jacobs, Community Care  
Dana Lemon, ACP  
Amber Millay, Centerstone

Johann Miller, Clark County Youth Shelter  
Jason Nelson, Regional Services Coordinator (DCS)  
Milena Olivas, Family Time  
Misty Ronau, Youth Link Southern Indiana  
Amy Rutherford, Scott Co Director (DCS)  
Paris Scott, Ireland Home Based Services-Community Partners  
Karen Sommer, Ireland Home Based Services-Community Partners  
Liz Stauth, Anthem  
Gunnar Styles, Youth Villages  
John Taylor, Family & Children's Place  
Dedra Watkins, Youth Villages  
Gloria Whitcraft, SAFY of Indiana

## Meeting Minutes

Meeting Called to Order by Brad Fortner, Region 18 Manager

- I. **Welcome, Introduction and Approval of Minutes** Brad Fortner welcomed everyone to the meeting and introduced the council members. Kelly Shelhamer made a motion, seconded by Paul Lenfert, to approve the minutes as read from the April 2022, meeting. All were in favor, motion carried.
- II. **Results of 2022 Mini-PMR Review** Brad Fortner, Region Manager, shared a PowerPoint presentation outlining the results of the region's recent Mini-Practice Model Review from April 2022.
- III. **Budget Report** Debbie Dailey, Regional Finance Manager, gave an update on the SFY 22 budget through June 2022. The region ended 10% over target. Since 2019, the average number of children served has decreased but the number of residential costs has increased. In 2021, the initiation of family preservation services as well as visitation services has greatly impacted expenditures across the state. Over the last 18 months, region 18 has made a great effort to reduce residential placements. At the beginning of the SFY 21 budget year, they had 69 children in residential. When they began the SFY 22 budget year, the region had 54 and by the end of this budget year, the region was down to 43 children. Over the last 6 months they have gotten down to 39 children. Expenditures do not necessarily reflect the good work that the region is doing. Out of Home costs decreased just over 5% with a 16% decrease (\$1.5 million) in residential costs. There was an increase throughout the state in LCPA costs due to not having foster homes available and children stepping down from residential. In Home costs increased by almost 44% due to Family Preservation services. However, data shows a direct correlation between the implementation of Family Preservation services and the decrease in Out of Home cost and the number of children in Out of Home across the state.
- IV. **Programs and Services** Jason Nelson, Regional Services Coordinator, shared the total number of Family Preservation cases is currently at 97. The region has stayed right around 100 cases since the first 5-6 months of the service program starting. It is reasonable to expect that to remain consistent. Of the 97 cases, only 11-12 cases have been open for more than 7 months. If Family Preservation providers see their cases nearing the 6-7-month mark, Jason recommends performing a high-level overview of that case and what it will take to close. He is hoping to meet with all Family Preservation providers on August 26<sup>th</sup> via Teams. Please reach out to Jason to receive an invite. He would like to explore with both providers and DCS leadership some disparity in numbers regarding removals and additional substantiations for cases that have been open for 90+ days. In both areas our region is about 2% higher than other regions and the statewide average. Jason closed by stating DCS staff and partner agencies should have received a notification of the new supervised parenting time service standard that takes effect in September.
- V. **Community Partners** Paris Jackson, Ireland Home Based Services (IHBS), presented the community partners report (see attached). Reports included: breakdown of the number of referrals for each county referral source and service type, and a finance report on expenditures. They finished the fiscal year with 573 Community Partners referrals. Of those referrals, 214 were from Clark, 228 Floyd, 35 Harrison, 49 Scott, and 46 from Washington. There are currently 44 open referrals in the region. Of those, 20 are in Clark, 11 Floyd, 6 Harrison, 4 Scott, and 3 are in Washington. If anyone is having back-to-school events, please let IHBS know so they can participate and assist families in preventing involvement. They attended a recent fair and had a great turnout and hope to have more scheduled soon. Through May 2022 their target spend was 91%, and they spent 88%. Paris stated they are still getting the final numbers from June, but the expectation is to end the budget year on target.

Paris Scott shared a community partner's success story with those present.


The following community partner gave a presentation to the council regarding their programs and services: Johanna Miller, Clark County Youth Shelter

## Meeting Minutes

**VIII. Other Business** Service Providers introduced themselves and gave updates on their programs.

**VII. Adjourn** Kelly Shelhamer made a motion to adjourn, seconded by Mark Barry. All were in favor and meeting was adjourned at 10:56 a.m.

Shannon J Emmett, Recording Secretary



**Ireland Home Based Services  
Community Partner for Child Safety  
July 1, 2022**

---

As of July 1, 2022, a total of 165 referrals had been received since April 1, 2022. A home-based caseworker (HBCW) was assigned to 165 cases, a home-based therapist (HBT) was assigned to 0 cases.

There are 44 levels currently being serviced through Community Partners for Child Safety to assist 44 families.

Region 18 received a total of 62 referrals during the month of April. Of these referrals, 27 cases came from Clark County, 26 from Floyd County, 3 from Harrison County, 4 from Scott County, and 2 from Washington County.

Region 18 received a total of 59 referrals during the month of May. Of these referrals, 25 cases came from Clark County, 22 from Floyd County, 5 from Harrison County, 3 from Scott County, and 4 from Washington County.

Region 18 received a total of 44 referrals during the month of June. Of these referrals, 4 cases came from Clark County, 15 from Floyd County, 5 from Harrison County, 2 from Scott County, and 2 from Washington County.

**April 2022**

County	Referrals	Referral Source
Clark	27	DCS (19) Other (4) School (1) Self (3)
Floyd	26	DCS (17) Other (1) School (5) Self (3)
Harrison	3	DCS (2) Other (1)
Scott	4	DCS (4)
Washington	2	Self (2)
Total	62	

**May 2022**

County	Referrals	Referral Source
Clark	25	DCS (16) Other (2) School (2) Self (5)
Floyd	22	DCS (12) Other (4) School (5) Self (1)
Harrison	5	DCS (5)
Scott	3	DCS (1) Self (2)
Washington	4	School (3) Self (1)
Total	59	

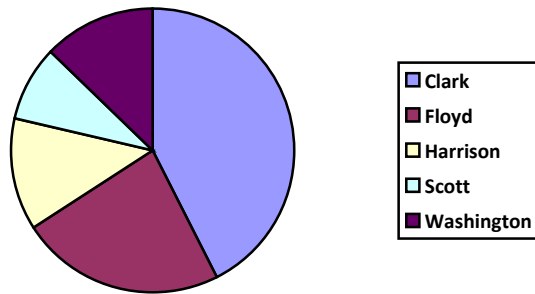
**June 2022**

County	Referrals	Referral Source
Clark	20	DCS (15) Other (2) Self (3)
Floyd	15	DCS (10) Other (1) School (1) Self (3)
Harrison	5	DCS (1) Other (1) School (1) Self (1)
Scott	2	DCS (1) Self (1)
Washington	2	DCS (2)
Total	44	

## Current Open Referrals

County	Referrals	Percentages (%)	Service Level
Clark	20	45%	HBCW (20)
Floyd	11	25%	HBCW (11)
Harrison	6	14%	HBCW (6)
Scott	4	9%	HBCW (4)
Washington	3	7%	HBCW (3)
Total	44	100%	

Current Open Referrals

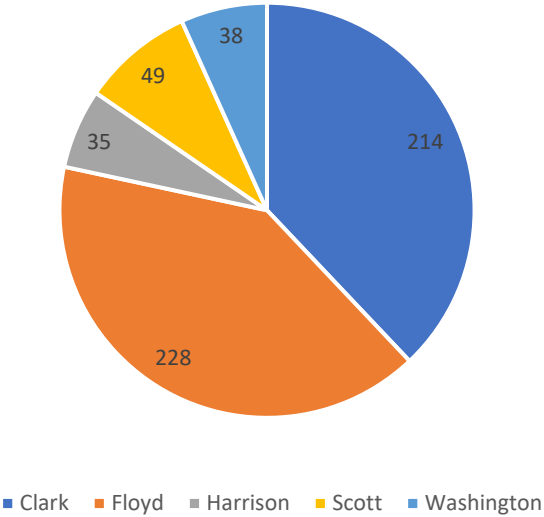




Referrals Received 2021 – 2022

	July	August	September	October	November	December	January	February	March	April	May	June	Total
Clark	10	14	14	18	20	16	13	16	21	27	25	20	214
Floyd	16	13	18	13	26	16	20	15	28	26	22	15	228
Harrison	1	2	5	2	3	2	0	1	6	3	5	5	35
Scott	3	3	6	7	5	4	6	1	5	4	3	2	49
Washington	2	4	6	3	4	3	4	3	9	2	4	2	46
Total:	32	36	49	43	58	41	43	36	69	62	59	44	573
Fiscal Year 2019-2020	44	56	47	55	40	37	35	52	52	33	41	33	525
Fiscal Year 2020-2021	39	39	43	59	49	41	38	73	57	47	52	47	584

### Referrals Received



Clark

	July	August	September	October	November	December	January	February	March	April	May	June	Total
Blue Rivers Services	0	0	0	0	0	0	1	0	0	0	0	0	1
Brighter Future Solutions	0	0	0	1	0	0	0	0	0	0	0	0	1
Centerstone	0	0	0	0	0	0	0	0	1	0	0	0	1
Charlestown Elementary	0	0	0	0	1	0	0	0	0	0	0	0	1
Clark Co Probation	2	1	1	3	3	1	0	0	0	3	1	2	17
Community Montessori	0	0	0	0	0	0	0	0	0	1	0	0	1
DCS	6	9	7	5	9	7	9	9	17	19	16	15	128
East Washington Elementary	0	0	0	0	0	1	0	0	0	0	0	0	1
Floyd Knobs Elementary	0	0	0	0	1	0	0	0	0	0	0	0	1
Greene Valley Elementary School	0	0	1	0	0	0	0	0	0	0	0	0	1
Head Start	0	1	0	0	0	0	0	1	0	0	0	0	2
Life Springs	0	0	0	0	0	1	1	1	0	0	1	0	4
Louisville Pediatric Hospital	0	0	0	0	1	0	0	0	0	0	0	0	1
New Washington Elementary	0	0	0	0	0	0	0	1	0	0	0	0	1



Peace Hospital	0	0	0	0	0	0	0	0	0	1	0	0	1
River Valley Middle School	0	1	1	0	0	1	0	2	2	0	2	0	9
Self	2	2	4	7	5	3	1	2	1	3	5	3	38
Silver Creek Elementary	0	0	0	2	0	1	1	0	0	0	0	0	4
Wrap Around	0	0	0	0	0	1	0	0	0	0	0	0	1
Total	10	14	14	18	20	16	13	16	21	27	25	20	214

Sources of self-referrals:

	July	August	September	October	November	December	January	February	March	April	May	June	Total
DCS	1	0	0	1	1	0	0	1	0	0	1	0	5
Family/ Friend	0	1	1	1	0	0	0	1	0	1	2	0	7
Havenhouse	0	0	0	0	0	0	0	0	1	0	0	0	1
IHBS staff	0	0	0	2	0	0	0	0	0	0	0	0	2
Juvenile Probation	0	0	2	0	0	0	0	0	0	0	0	0	2
Life Springs	0	0	0	1	0	0	0	0	0	0	1	0	2
Previous Client	0	1	1	2	4	1	1	0	0	2	0	3	15
Still Water Therapy	0	0	0	0	0	1	0	0	0	0	0	0	1
Unknown	0	0	0	0	0	0	0	0	0	0	1	0	1
Wellstone	1	0	0	0	0	0	0	0	0	0	0	0	1
Wrap Around	0	0	0	0	0	1	0	0	0	0	0	0	1
Total	2	2	4	7	5	3	1	2	1	3	5	3	38

Floyd

	July	August	September	October	November	December	January	February	March	April	May	June	Total
Choices LRC	0	1	0	0	1	0	0	0	0	0	0	0	2
Community Montessori	0	0	0	0	1	0	0	0	0	0	0	0	1
DCS	14	10	14	9	15	13	11	11	19	17	12	10	155
Fairmont Elementary	0	0	0	0	0	0	0	0	0	0	1	0	1
Family and Children's Place	0	0	0	0	0	0	1	2	0	0	2	0	5
Floyd Co Schools	0	0	1	1	0	0	0	0	0	0	0	0	2
Green Valley Elementary	0	0	0	0	1	0	0	0	0	1	0	0	2
Hazelwood Middle School	0	0	0	0	0	0	2	0	0	0	0	0	2
Head Start	0	0	1	0	0	0	0	0	1	0	1	0	3
Homeless Coalition of Southern Indiana	0	0	0	0	0	0	0	0	0	1	0	0	1
IU Health	0	0	0	0	0	0	0	0	1	0	1	0	2
Life Spring Health	0	0	0	0	0	0	0	0	1	0	0	0	1
Mt Tabor Elementary	0	0	0	0	0	0	1	0	1	1	1	0	4
New Albany Floyd Schools	0	0	0	0	0	0	4	2	3	3	3	0	15

New Albany High School	0	0	0	0	0	1	0	0	0	0	0	0	1
Olivia Tree Resources	0	0	0	0	0	0	0	0	0	0	0	1	1
River Valley Resources	0	0	0	0	1	0	0	0	0	0	0	0	1
S Ellen Jones Elementary	0	0	0	0	2	0	0	0	0	0	0	0	2
Scribner Middle School	0	0	0	0	0	0	0	0	0	0	0	1	1
Self	2	2	2	3	3	2	1	0	2	3	1	3	24
Slate Run Elementary	0	0	0	0	2	0	0	0	0	0	0	0	2
Total	16	13	18	13	26	16	20	15	28	26	22	15	228

Sources of self-referral:

	July	August	September	October	November	December	January	February	March	April	May	June	Total
DCS	0	0	0	0	0	0	1	0	0	2	1	0	4
Family/ Friend	0	1	0	0	0	0	0	0	2	0	0	0	3
Floyd Co Police	0	0	0	1	0	0	0	0	0	0	0	0	1
Floyd Co Schools	1	0	0	0	0	1	0	0	0	1	0	0	3
Homeless Coalition	0	0	1	0	0	0	0	0	0	0	0	0	1
IHBS	0	1	1	0	0	0	0	0	0	0	0	0	2
Internet search	0	0	0	0	1	0	0	0	0	0	0	0	1
Life Springs	0	0	0	1	0	0	0	0	0	0	0	0	1
Parkview Baptist Church	0	0	0	1	0	0	0	0	0	0	0	0	1
Police Dept.	0	0	0	0	0	0	0	0	0	0	0	1	1
Previous Client	0	0	0	0	1	0	0	0	0	0	0	1	2
Salvation Army	0	0	0	0	0	0	0	0	0	0	0	1	1
St. Elizabeth Catholic Charities	1	0	0	0	0	0	0	0	0	0	0	0	1
Trustee's office	0	0	0	0	1	0	0	0	0	0	0	0	1
Unknown	0	0	0	0	0	1	0	0	0	0	0	0	1
Total	2	2	2	3	3	2	1	0	2	3	1	3	24

Harrison

	July	August	September	October	November	December	January	February	March	April	May	June	Total
Corydon Intermediate School	0	0	0	0	0	0	0	0	0	0	0	1	1
DCS	1	2	3	1	3	2	0	0	6	2	5	1	26
Head Start	0	0	1	0	0	0	0	0	0	0	0	0	1
Homeless Coalition of Southern Indiana	0	0	0	0	0	0	0	0	0	1	0	0	1
IU Health	0	0	0	0	0	0	0	0	0	0	0	1	1
Self	0	0	1	1	0	0	0	1	0	0	0	2	5
Total	1	2	5	2	3	2	0	1	6	3	5	5	35

Sources of self-referrals:

	July	August	September	October	November	December	January	February	March	April	May	June	Total
DCS	0	0	0	1	0	0	0	0	0	0	0	0	1
Facebook	0	0	1	0	0	0	0	0	0	0	0	0	1
Juvenile Probation	0	0	0	0	0	0	0	0	0	0	0	1	1
Previous Client	0	0	0	0	0	0	0	0	0	0	0	1	1
Unknown	0	0	0	0	0	0	0	1	0	0	0	0	1
Total	0	0	1	1	0	0	0	1	0	0	0	2	5

Scott

	July	August	September	October	November	December	January	February	March	April	May	June	Total
DCS	3	3	5	3	4	2	5	1	3	4	1	1	35
IU Health	0	0	0	1	0	0	0	0	0	0	0	0	1
Scottsburg High School	0	0	0	0	0	0	0	0	1	0	0	0	1
Self	0	0	1	2	1	1	1	0	1	0	2	1	10
Vienna Finley Elementary	0	0	0	1	0	1	0	0	0	0	0	0	2
Total	3	3	6	7	5	4	6	1	5	4	3	2	49

Sources of self-referrals:

	July	August	September	October	November	December	January	February	March	April	May	June	Total
Church	0	0	0	1	0	0	0	0	0	0	0	0	1
First Baptist Church	0	0	0	0	0	0	0	0	1	0	0	0	1
IHBS staff	0	0	0	0	0	0	1	0	0	0	0	0	1
Police Dept.	0	0	0	1	0	0	0	0	0	0	0	0	1
Previous Client	0	0	1	0	1	0	0	0	0	0	2	1	5
Still Water Therapy	0	0	0	0	0	1	0	0	0	0	0	0	1
Total	0	0	1	2	1	1	1	0	1	0	2	1	10

Washington

	July	August	September	October	November	December	January	February	March	April	May	June	Total
Bradie Shrum Elementary	0	2	0	0	0	0	0	0	0	0	2	0	4
DCS	2	1	4	2	2	1	1	1	2	0	0	2	18
East Washington Middle	0	0	0	0	1	2	0	2	1	0	1	0	7
Homeless Coalition	0	0	0	0	0	0	0	0	1	0	0	0	1
Life Springs	0	0	0	0	0	0	1	0	0	0	0	0	1
Salem Community Schools	0	0	0	0	0	0	1	0	2	0	0	0	3
Self	0	1	2	1	1	0	1	0	3	2	1	0	12
Total	2	4	6	3	4	3	4	3	9	2	4	2	46



Sources of self-referrals:

	July	August	September	October	November	December	January	February	March	April	May	June	Total
Bradie Shrum Elementary	0	0	0	0	0	0	0	0	0	1	0	0	1
DCS	0	0	0	0	0	0	0	0	1	0	0	0	1
Family/Friend	0	0	0	1	0	0	0	0	0	0	1	0	2
Healthy Families	0	1	0	0	0	0	0	0	0	0	0	0	1
Previous Client	0	0	1	0	1	0	1	0	2	1	0	0	6
Washington County Probation	0	0	1	0	0	0	0	0	0	0	0	0	1
Total	0	1	2	1	1	0	1	0	3	2	1	0	12

**Ireland Home Based Services, LLC**  
**Community Partners for Child Safety - Region 18**  
**Total Budget: \$591,124.77**

Month	Service Delivery	Flex Funds	Total	Budget Remaining	% of budget used	Target %
July '21	\$ 41,841.77	\$0.00	\$ 41,841.77	\$48,843.07	7%	8%
August '21	\$ 36,403.11	\$415.20	\$36,818.31	\$50,777.98	13%	17%
September '21	\$38,121.38	\$493.65	\$38,615.03	\$52,649.96	19%	25%
October '21	\$43,495.18	\$851.10	\$44,346.28	\$53,907.91	27.3%	33%
November '21	\$42,149.92	\$986.69	\$43,136.61	\$55,195.25	34%	42%
December '21	\$78,035.42	\$1,078.62	\$79,114.04	\$51,208.78	47%	50%
January '22	\$39,310.69	\$328.45	\$39,639.14	\$53,522.71	54%	58%
February '22	\$42,114.56	\$224.41	\$42,338.97	\$56,318.65	61%	66%
March '22	\$47,891.94	\$0.00	\$47,891.94	\$60,586.93	69%	74%
April '22	\$56,546.15	\$596.21	\$57,142.36	\$60,120.16	78%	83%
May '22	\$55,494.38	\$278.99	\$55,773.37	\$64,466.95	88%	91%
June '22						100%
<b>TOTAL</b>	<b>\$ 521,404.50</b>	<b>\$5,253.32</b>	<b>\$526,657.82</b>	<b>\$64,466.95</b>		

**Summary of Service Delivery by County**

Month	Clark	Floyd	Harrison	Scott	Washington	Total
July	\$12,803.58	\$20,025.47	\$631.82	\$6,113.08	\$2,267.82	<b>\$41,841.77</b>
August	\$9,650.46	\$19,333.70	\$618.85	\$5,373.10	\$1,427.00	<b>\$36,403.11</b>
September	\$14,772.03	\$12,034.92	\$2,942.98	\$3,461.42	\$4,910.03	<b>\$38,121.38</b>
October	\$15,927.93	\$14,379.51	\$2,957.67	\$6,350.30	\$3,879.77	<b>\$43,495.18</b>
November	\$19,064.41	\$12,910.52	\$2,621.73	\$5,542.71	\$2,010.55	<b>\$42,149.92</b>
December	\$28,389.29	\$28,662.41	\$8,537.07	\$7,405.56	\$5,041.09	<b>\$78,035.42</b>
January	\$16,054.49	\$16,274.63	\$1,788.64	\$3,577.27	\$1,615.66	<b>\$39,310.69</b>
February	\$17,511.23	\$16,837.41	\$1,166.57	\$1,794.08	\$4,805.27	<b>\$42,114.56</b>
March	\$20,794.68	\$16,019.85	\$1,360.13	\$3,089.03	\$6,628.25	<b>\$47,891.94</b>
April	\$25,513.62	\$17,976.02	\$5,026.95	\$3,596.34	\$4,433.22	<b>\$56,546.15</b>
May	\$20,022.37	\$24,045.71	\$4,467.30	\$3,573.84	\$3,385.16	<b>\$55,494.38</b>
June						
<b>TOTAL</b>	<b>\$200,504.09</b>	<b>\$198,500.15</b>	<b>\$32,119.71</b>	<b>\$49,876.73</b>	<b>\$40,403.82</b>	<b>\$521,404.50</b>

**Summary of Flex Funds by County**

Month	Clark	Floyd	Harrison	Scott	Washington	Total
July	\$0.00	\$0.00	\$0.00	\$0.00	\$0.00	<b>\$0.00</b>
August	\$174.41	\$240.79	\$0.00	\$0.00	\$0.00	<b>\$415.20</b>
September	\$35.00	\$158.65	\$0.00	\$0.00	\$300.00	<b>\$493.65</b>
October	\$100.00	\$376.44	\$0.00	\$0.00	\$374.66	<b>\$851.10</b>
November	\$156.00	\$280.69	\$0.00	\$550.00	\$0.00	<b>\$986.69</b>
December	\$555.25	\$124.00	\$0.00	\$145.20	\$254.17	<b>\$1,078.62</b>
January	\$201.12	\$0.00	\$0.00	\$127.33	\$0.00	<b>\$328.45</b>
February	\$0.00	\$99.41	\$0.00	\$0.00	\$125.00	<b>\$224.41</b>
March	\$0.00	\$0.00	\$0.00	\$0.00	\$0.00	<b>\$0.00</b>
April	\$0.00	\$0.00	\$0.00	\$0.00	\$596.21	<b>\$596.21</b>
May	\$0.00	\$0.00	\$0.00	\$0.00	\$278.99	<b>\$278.99</b>
June						
<b>TOTAL</b>	<b>\$1,221.78</b>	<b>\$1,279.98</b>	<b>\$0.00</b>	<b>\$822.53</b>	<b>\$1,929.03</b>	<b>\$5,253.32</b>