



Regional Service Council Minutes Region # 18

Meeting Date: 1/17/2025

Meeting Location: Microsoft Teams

Council Members Present

Myra Albertson, Washington Co Probation (DCS)
Julia Arnold, Scott County FCMS (DCS)
Caitlin Busick, Clark Co Director (DCS)
Mark Barry, Washington Co Director (DCS)
Stephanie Hale, Scott County FCM (DCS)
Tawana Jackson, Harrison Co Director (DCS)
Jessica Lewis, Harrison County FCMS (DCS)
Judge Lisa Reger, Clark County
Paul Lenfert, Proxy for Judge Lisa Reger
Kelly Shelhamer, Scott County CASA

Council Members Absent

Brad Fortner, Regional Manager/ Council Chair
Maribeth Oliver, Clark County FCM (DCS)

Others in attendance

Sarah Ash, ChildPlace
Molly Barnes, ASI Community Wellness
Alicia Barnickle, Rauch, Inc.
Ashley Braswell, Clark County Youth Shelter
Steven Cabezas, Youth Link So. In.
Debbie Dailey, Regional Finance Manager (DCS)
Shannon J. Emmett, Recording Secretary (DCS)
Julie Ensinger, Resource Treatment Center
Laura Fleming-Balmer, Clark County Youth Shelter
Monica Foster, Youth Villages
Kristi Glotzbach, The Family Ark
Andrea Goodwin, Omnivisions
Christina Gutowski, Youth Link
Angel Hood, George Junior Republic
Natalie Kassenbrock, Ireland Home Based Services- Community Partners
Donna Lloyd, Comfort House
Amber Millay, Centerstone
Faith Murphy, NYAP

Andrea Nay, Practice Consultant (DCS)
Jason Nelson, Regional Services Coordinator (DCS)
Milena Olivas, Family Time
Ashley Pike, Valle Vista Health Systems
Amy Rutherford, Scott Co Director (LOD)
Paris Scott, Ireland Home Based Services- Community Partners
Karen Sommer, Ireland Home Based Services- Community Partners
Liz Stauth, Anthem
Gunnar Stiles, Youth Villages
Theresa Thompson, Family Children's Place
Tricia Wall, Youth Link
Brittany Webster, Floyd Co Director (DCS)
Susan Weddle, Lifeline
Misian Weisheit, ASI Community Wellness
Donnie Willis, Our Place

Meeting Minutes

Meeting Called to Order by Mark Barry, Washington Co Director, on behalf of Brad Fortner, R18 Regional Manager and Council Chair, who was unable to attend today's meeting.

I. Welcome, Introduction and Approval of Minutes Mark Barry, Washington Co Director, welcomed everyone to the meeting and introduced the council members. Caitlin Busick made a motion, seconded by Jessica Lewis, to approve the minutes as read from the October 2024 meeting. All were in favor, motion carried.

II. Budget Report Debbie Dailey, Regional Finance Manager, gave a summary of the 2025 SFY budget for Region 18. Through December 2024, the budget was 50% and the region spent 44.93%. State budgets are biennial so the request for SFY 24 and SFY 25 budgets were approved in the Spring of 2023 when caseloads were much higher. DCS allocations are based on current spend and the number of children served. Region 18 has seen a decrease in the number of children served since then. The region has also shifted with children placed in Out-of-Home decreasing by 13% and In-Home increasing by 9%, effectively placing children in the most family-like setting.

In December 2023, 36% of children being served were In-Home CHINs and Informal Adjustments. As of December 2024, 45% are In-Home CHINs and Informal Adjustments. When relative care placements are added into this total, the region is currently up to 75%. A year ago, 35% of children were in foster care or residential, and today the region is at 24%, showing a 10% decrease. The Length of Stay in Out of Home Placement report has reduced by 60 days over the past year. The Length of Time Since Beginning of Case report has also been reduced by 60 days. In 2024, Region 18 had 116 adoptions.

III. Programs and Services Jason Nelson, Regional Services Coordinator, shared an update on the RFP for Community-Based Services. He is unable to answer any questions at this time but said the process should be completed by the next Regional Services Council meeting in April 2025. At that time, he should be able to present the recommendations to the council for their vote and approval of those contracts, to begin on July 1st.

Region 18 ended 2024 fairly consistent with Family Preservation referrals, averaging 115, with 20-25% of those usually being juvenile probation cases. Jason also shared the new Intensive Foster Care program is up to about 68 referrals across the state and continues to grow.

IV. Community Partners Natalie Kassenbrock with Ireland Home Based Services (IHBS) presented the community partners report for 2024 on behalf of Arynne Reece. Reports included: breakdown of the number of referrals for each county referral source and service type, and a finance report on expenditures. The target budget spend through November 2024 was 42% and they spent 38.1%. Natalie discussed that they expect to end the 2025 fiscal year similar to last year, with around 600 referrals. Since January 2024 through October 2024 there were 162 referrals. In November 2024 they received 57 referrals, and in December 2024 received another 57 referrals. Typically, their program sees an increase in referrals this time of year due to winter weather and assistance needed with utilities, etc.


Natalie shared there is a Community Café series getting ready to start next week on January 21st and will run until March 11th. This is a Zoom meeting Support Group on Tuesdays that runs from 6:30 p.m. to 8:00 p.m. for anyone who is in any stage of recovery.

Paris Scott shared a community partner's success story with those present.

V. Presentation Theresa Thompson with Family and Children's Place.

VI. Other Business Service Providers introduced themselves and gave updates on their programs.

VII. Adjourn Tawana Jackson made a motion to adjourn, seconded by Caitlin Busick, all were in favor and meeting was adjourned at 10:59 a.m.



**Ireland Home Based Services
Community Partner for Child Safety
January 1, 2025**

As of January 1, 2025, a total of 162 referrals had been received since October 1, 2024. A home-based caseworker (HBCW) was assigned to all 162 cases.

There are 29 levels currently being serviced through Community Partners for Child Safety to assist 29 families.

Region 18 received a total of 48 referrals during the month of October. Of these referrals, 25 cases came from Clark County, 13 from Floyd County, 5 from Harrison County, 5 from Scott County, and 8 from Washington County.

Region 18 received a total of 57 referrals during the month of November. Of these referrals, 19 cases came from Clark County, 26 from Floyd County, 2 from Harrison County, 2 from Scott County, and 8 from Washington County.

Region 18 received a total of 57 referrals during the month of December. Of these referrals, 18 cases came from Clark County, 24 from Floyd County, 1 from Harrison County, 7 from Scott County, and 7 from Washington County.

October 2024

County	Referrals	Referral Source
Clark	25	DCS (12) Other (1) School (2) Self (10)
Floyd	13	DCS (7) Other (1) School (5)
Harrison	5	DCS (1) School (1) Self (3)
Scott	5	DCS (2) Self (3)
Washington	0	
Total	48	

November 2024

County	Referrals	Referral Source
Clark	19	DCS (11) School (1) Self (7)
Floyd	26	DCS (14) Other (1) School (5) Self (6)
Harrison	2	DCS (2)
Scott	2	DCS (2)
Washington	8	DCS (1) School (5) Self (2)
Total	57	

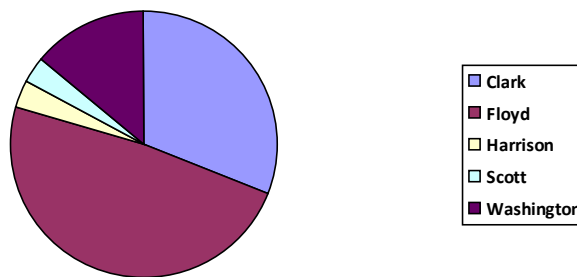
December 2024

County	Referrals	Referral Source
Clark	18	DCS (13) Other (1) Self (4)
Floyd	24	DCS (19) School (2) Self (3)
Harrison	1	DCS (1)
Scott	7	DCS (5) Other (1) School (1)
Washington	7	DCS (3) School (3) Self (1)
Total	57	

Current Open Referrals

County	Referrals	Percentages (%)	Service Level
Clark	9	31%	HBCW (9)
Floyd	14	48%	HBCW (14)
Harrison	1	3.5%	HBCW (1)
Scott	1	3.5%	HBCW (1)
Washington	4	14%	HBCW (4)
Total	29	100%	

Current Open Referrals



Success Story

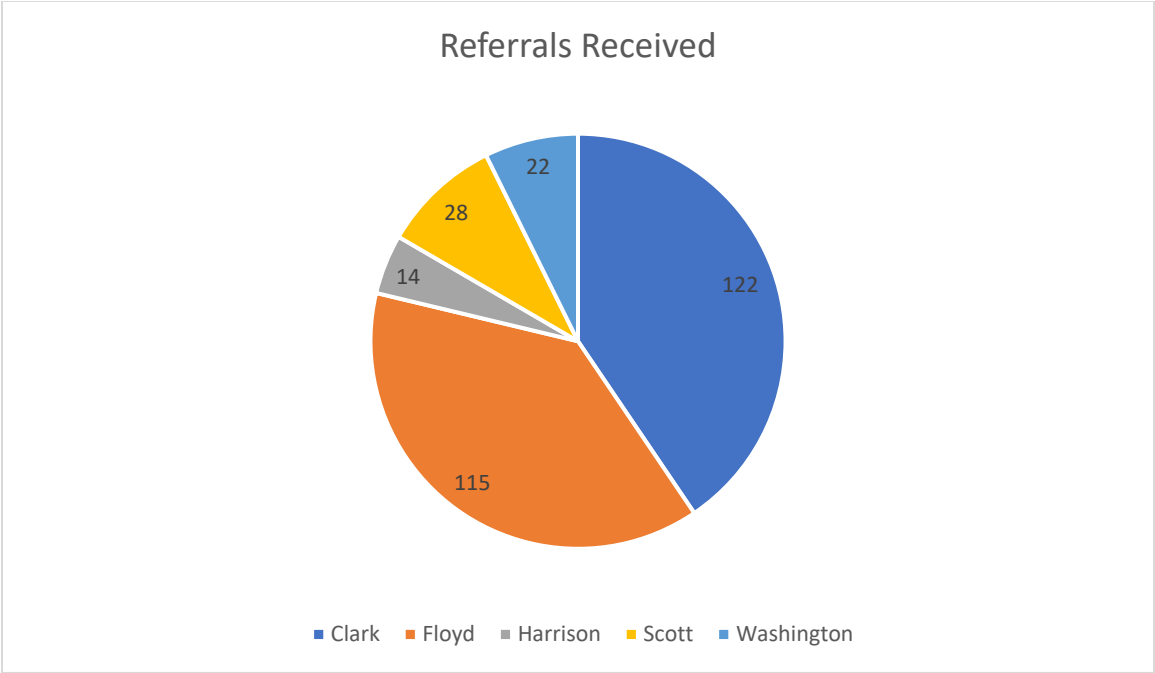
The family was referred to the Community Partners Program by Green Valley Elementary School. The family consisted of a single mother and one child. The needs of the family were help with parenting support to manage the child’s behaviors and linking to therapy services due to the child’s Autism diagnosis. The IHBS worker was able to help the family set up a reward system in the home that provided the child a star each day that he had good behaviors, and he would get a prize (like a new toy or a roblox gift card) at the end of the week if he had a star every day that week. This visual reward system helped the child keep his behaviors under control. There was also discussion and education of 123 Magic to be used in the home for appropriate discipline. The family was also able to get linked to the CenterStone WRAP program so that he could have a life skills coach to help him manage his other diagnoses. After all of these services and supports were put into place, this family’s case was able to be closed successfully.



Referrals Received 2024-2025

	July	August	September	October	November	December	January	February	March	April	May	June	Total
Clark	15	20	25	25	19	18							122
Floyd	10	20	22	13	26	24							115
Harrison	2	2	2	5	2	1							14
Scott	5	5	4	5	2	7							28
Washington	2	0	5	0	8	7							22
Total:	34	47	58	48	57	57							301
Fiscal Year 2019-2020	44	56	47	55	40	37	35	52	52	33	41	33	525
Fiscal Year 2020-2021	39	39	43	59	49	41	38	73	57	47	52	47	584
Fiscal Year 2021-2022	32	36	49	43	58	41	43	36	69	62	59	44	573
Fiscal Year 2022-2023	55	54	63	45	49	49	48	63	59	55	55	45	641
Fiscal Year 2023-2024	35	76	57	65	65	69	58	50	54	51	58	36	674

Referrals Received 2024-2025



Clark:

	July	August	September	October	November	December	January	February	March	April	May	June	Total
CAPE	0	0	0	1	0	0							1
Clarksville Elementary	0	1	0	0	0	0							1
DCS	9	10	17	12	11	13							72
Fairmont Elementary	0	0	1	0	0	0							1
Greater Clark Co Schools	0	0	0	1	0	0							1
Head Start	1	0	2	0	1	0							4
Juvenile Probation	0	1	0	0	0	0							1
NAFCS	0	1	0	0	0	0							1
Peace Hospital	0	0	0	0	0	1							1
Self	5	5	5	10	7	4							36
Silver Creek Primary School	0	1	0	1	0	0							2
Wellstone Regional Hospital	0	1	0	0	0	0							1
Total:	15	20	25	25	19	18							122

Sources of self-referrals:

	July	August	September	October	November	December	January	February	March	April	May	June	Total
211	0	1	1	2	0	0							4
Center for Women & Families	0	0	0	0	0	1							1
DCS	1	1	0	1	1	0							4
Facebook	0	1	0	0	0	0							1
Clark Co FRC	0	0	2	0	1	0							3
Family/Friend	1	0	0	2	0	1							4
New Hope Services	0	1	0	0	0	0							1
Previous Client	3	1	1	5	5	2							17
Unknown School	0	0	1	0	0	0							1
Total:	5	5	5	10	7	4							36

Floyd:

	July	August	September	October	November	December	January	February	March	April	May	June	Total
DCS	5	7	7	7	14	19							19
Fairmont Elementary	0	1	1	0	0	0							2
Floyd Co Library	0	0	0	1	1	0							
Green Valley Elementary School	0	1	0	1	1	0							1
Head Start	0	1	0	2	0	0							1
Mt Tabor Elementary	0	0	2	0	0	0							2
NAFCS	0	7	5	2	4	2							12
New Albany High School	0	1	0	0	0	0							1
Self	5	2	7	0	6	3							14
Total:	10	20	21	13	26	24							51

Sources of self-referrals:

	July	August	September	October	November	December	January	February	March	April	May	June	Total
Clark Co FRC	0	0	1	0	0	0							1
DCS	3	0	0	0	2	1							6
Family/Friend	0	0	2	0	0	0							2
First Steps	0	1	0	0	0	0							1
Juvenile Probation	0	0	1	0	1	0							2
Online Search	0	0	0	0	1	0							1
Previous Client	2	1	3	0	2	1							9
Unknown School	0	0	0	0	0	1							1
Total:	5	2	7	0	6	3							23

Harrison:

	July	August	September	October	November	December	January	February	March	April	May	June	Total
DCS	2	1	2	1	2	1							9
North Harrison Middle School	0	0	0	1	0	0							1
Self	0	1	0	3	0	0							4
Total:	2	2	2	5	2	1							14

Sources of self-referrals:

	July	August	September	October	November	December	January	February	March	April	May	June	Total
Community Event	0	0	0	1	0	0							1
DCS	0	0	0	0	0	0							0
Family/Friend	0	1	0	1	0	0							2
Previous Client	0	0	0	1	0	0							1
Total:	0	1	0	3	0	0							4

Scott:

	July	August	September	October	November	December	January	February	March	April	May	June	Total
Ascension At Home Health	0	1	0	0	0	0							1
Bradie Shrum Elementary School	0	0	0	0	0	1							1
Creative Spirit Counseling	0	1	0	0	0	0							1
DCS	3	2	3	2	2	5							17
MOM Helpline	0	0	0	0	0	1							1
Self	2	1	0	3	0	0							6
UofL Health – Peace Hospital	0	0	1	0	0	0							1
Total:	5	5	4	5	2	7							28

Sources of self-referrals:

	July	August	September	October	November	December	January	February	March	April	May	June	Total
Community Partners Brochure	0	1	0	0	0	0							1
DCS	1	0	0	0	0	0							1
Family/Friend	0	0	0	1	0	0							1
Grow Therapy	0	0	0	1	0	0							1
New Hope	0	0	0	1	0	0							1
Online Search	1	0	0	0	0	0							1
Previous Client	0	0	0	0	0	0							0
Total:	2	1	0	3	0	0							6

Washington:

	July	August	September	October	November	December	January	February	March	April	May	June	Total
Bradie Shrum Elementary	0	0	0	0	2	1							3
DCS	0	0	0	0	1	3							4
East Washington Elementary	0	0	1	0	1	2							4
Hoosier Uplands Head Start	0	0	0	0	2	0							2
Outside the Walls	1	0	0	0	0	0							1
PACT DV Shelter	1	0	0	0	0	0							1
RBR Alliance	0	0	1	0	0	0							1
Self	0	0	1	0	2	1							4
West Washington Elementary	0	0	2	0	0	0							2
Total:	2	0	5	0	8	7							22

Sources of self-referrals:

	July	August	September	October	November	December	January	February	March	April	May	June	Total
Family/Friend	0	0	0	0	1	0							1
Online Search	0	0	1	0	0	0							1
Previous Client	0	0	0	0	1	1							2
Total:	0	0	1	0	2	1							4

Ireland Home Based Services, LLC
Community Partners for Child Safety - Region 18
Total Budget: \$647,021.33

Month	Service Delivery	Flex Funds	Total	Budget Remaining	% of budget used	Target %
Jul-24	\$ 38,255.59	\$ 410.00	\$ 38,665.59		5.9%	8.0%
Aug-24	\$ 47,206.88	\$ 30.00	\$ 47,236.88		13.3%	17.0%
Sep-24	\$ 44,160.13	\$ 386.77	\$ 44,546.90		20.0%	25.0%
Oct-24	\$ 49,148.19	\$ 1,113.82	\$ 50,262.01		27.9%	33.0%
Nov-24	\$ 64,756.97	\$ 1,322.88	\$ 66,079.85		38.1%	42.0%
Dec-24			\$ -	\$57,175.72		50.0%
Jan-25			\$ -			58.0%
Feb-25			\$ -			66.0%
Mar-25			\$ -			74.0%
Apr-25			\$ -			83.0%
May-25			\$ -			91.0%
Jun-25			\$ -			100.0%
Total	\$243,527.76	\$3,263.47	\$246,791.23	\$ 400,230.10		

Updated 1/9/2025