

Indiana Probation Report

HONORED TO SERVE

2021

Summary & Statistics



2021

INDIANA PROBATION REPORT

Summary & Statistics



The Supreme Court of Indiana

The Honorable Loretta H. Rush, Chief Justice
The Honorable Steven H. David
The Honorable Mark S. Massa
The Honorable Geoffrey G. Slaughter
The Honorable Christopher M. Goff

Justin P. Forkner, Chief Administrative Officer
Office of Judicial Administration
251 North Illinois St.
Indianapolis, IN 46204
317-232-2542

courts.in.gov

ON THE COVER

History of Boone County Courthouse

Boone County, Indiana, became Indiana's 63rd county with the town of Jamestown serving as the initial county seat. Because it was more centrally located, Lebanon became the county seat in 1831 when the town was platted. A two-story log building became the first courthouse constructed on the courthouse square in Lebanon in 1833. This structure was replaced in 1840 by a small brick building. A more substantial Gothic-style courthouse was constructed in 1856 and would be used until 1909 when construction of the current courthouse began.

The building was completed in December 1911 and opened for business in January 1912. In a special ceremony, the courthouse was dedicated on July 4, 1912. The building was designed by architect Joseph T. Hutton of Hammond, Indiana, and constructed by Caldwell and Drake of Columbus, Indiana. It is a rectangular building measuring 105 feet wide, 142 feet long, and 120 feet high constructed of Indiana limestone and designed in the Neoclassical style of architecture.

There is a remarkably interesting fact about the location of the courthouse. The second principal meridian line passes directly through the center of the courthouse. This fact is noted in the courthouse by a marble tablet located in the interior of the building. The courthouse is thought to be the only public building in the world that is bisected by a principal meridian line.

The interior features a four-story open rotunda with the stained-glass dome overhead. The art glass dome is fifty-two feet in diameter covered by an octagon-shaped cupola, and it is the second largest dome of this type found in Indiana.

An additional outstanding feature of the interior of the courthouse are the eight limestone columns. These columns are 35 feet, 3 inches in height, and at the time that the building was built, these columns were thought to be tallest solid columns in the United States. The columns are inlaid with marble and are decorated using the scagliola technique, as well as the scagliola plaster. The plaster and this decorative technique bring out a richer color in the marble, more than natural stone alone. The courthouse was listed on the National Register of Historic Places in 1986.

Front Cover: External Photo of Boone County Courthouse

Back Cover: Internal Photo of Boone County Courthouse

Photo Credit: Josh Hicks, Formerly of the Office of Communication Education & Outreach

TABLE OF CONTENTS

On the Cover	iii
History of Boone County Courthouse	iii
Introduction	1
The Organization and Structure of Probation Services in Indiana	1
Home Detention	2
Funding of Probation Services	2
Summary of 2021 Caseload Data	3
Summary of 2021 Fiscal Data	3
Probation Report Definitions	4
Probation Abbreviations	6
Adult probation	7
Adult Probation Supervision	7
Adult Supervision Method of Disposition	9
Adult Supervision Levels	13
Adult Supervisions as the Result of Substance Abuse Convictions	14
Pre-Sentence Investigations	15
Juvenile Probation	16
Juvenile Probation Referrals	16
Juvenile Probation Supervisions	18
Juvenile Probation Supervisions	20
Juvenile Supervision Levels	22
Juvenile Law Services Report	24
2021 Juvenile Law Services Demographic Report	25
2021 Juvenile Law Services Financial Report	28
Probation Personnel & Expenses	29
2021 Probation Personnel	29
10-Year Comparison of Probation Personnel	29
2021 Probation Personnel Expenses	29
Total All Probation Personnel Expenses	30
Average Chief Probation Officer Salary	30
Average Probation Officer Salary	30
Probation Restitution	31
Probation Restitution by Year	31
Additional Judicial Branch Reports	32
Indiana Supreme Court Annual Reports	32
Indiana Court of Appeals Reports	32
Indiana Tax Court Reports	32

INTRODUCTION

Administrative Rule 1(C) of the Indiana Rules of Court requires all probation departments to report to the Indiana Office of Court Services (IOCS) the information required by Ind. Code § 11-13-1-4. IOCS compiles information from these individual reports and publishes the annual Indiana Probation Report. For 2021, the report incorporates the state summary and the individual court and county statistics in one volume. The report contains workload data and an overview of funds expended on probation services in Indiana. Also included within the Probation Report is the Juvenile Law Services Report, which provides demographic and financial information related to juvenile law services provided to delinquent children as required by Ind. Code § 31-31-10-2.

This report provides, in graphic format, a statewide view of the workload of Indiana's probation departments, information about probation personnel expenses, and restitution collected over a ten-year period. In 2012, the juvenile demographic statistics reported per the guidelines established by the Federal Office of Management and Budget were expanded to include age, race, and totals by ethnicity. As a result, the section on demographics will not have a 10-year comparison as in past years. The Probation Report also provides detailed information for 2021 by individual department and county.

The information compiled in this report would not be possible without the cooperation and contribution of Indiana's probation departments.

The Organization and Structure of Probation Services in Indiana

Probation services in Indiana fall within the jurisdiction of the judiciary. Probation officers are appointed by a court or division of a court and must maintain state certification.

The Judicial Conference of Indiana (Conference), chaired by the Chief Justice, sets probation administration standards, minimum qualifications, and compensation for Indiana probation officers Ind. Code §11-13-1-8. The legislature requires by Ind. Code § 36-2-16.5 the salary of a probation officer to be fixed by the county, city, or town fiscal body in accordance with the Judicial Conference of Indiana's minimum requirements for probation officer salaries.

In addition, the Conference adopts certain policies, such as probation departments' use of actuarial risk and needs assessments for court-involved adults and juveniles. Probation officers administer the Indiana Youth Assessment System (IYAS) for juveniles and the Indiana Risk Assessment System (IRAS) for adults. These assessments are used to assist courts when making detention and pretrial release decisions, dispositional and sentencing decisions, and to assist probation officers in developing individualized case plans for probationers.

IOCS, staff agency to the Conference, provides probation officer training, administers the probation officer examination, certifies probation officers, and administers the IYAS and IRAS training and certification process.

The Conference also administers, through IOCS, the Interstate Compact for the transfer of supervision of adult and juvenile probationers in and out of Indiana and serves as the intermediary for the return of juvenile runaways, absconders, and escapees. In 2021, 1,038 adult felony and misdemeanor and 58 juvenile probationers transferred into Indiana under the interstate transfer program. There were 1,267 adult felony and misdemeanor probationers, and 61 juvenile probationers transferred out of Indiana under the interstate transfer program.

Home Detention

Since 1988, Ind. Code § 35-38-2.5 has authorized Indiana trial courts to order home detention as a condition of probation. A trial court may order that the supervision of an offender's home detention be conducted by the probation department or a community corrections program. Home detention supervisions are counted as "Other" supervisions for purposes of this report and are included in the aggregate supervisions reflected in this volume.

Statute requires that offenders ordered to home detention pay a home detention fee. Ind. Code §35-38-2.5-6. Probation and community corrections departments supervise adult and juvenile probationers through home detention, either with or without electronic monitoring. The annual publication of the [Home Detention report](#) includes financial and case information collected by the probation and community correction departments from October 1 through September 30.

Funding of Probation Services

As with other trial court operations, local county revenues, derived primarily through property taxes, fund probation services. Depending on the size of the county and budget, many courts include the court's probation functions within the court's operations budget. In the more populous counties where the probation departments are larger, the probation department prepares a separate budget for the local funding authority. Counties that have established and maintain juvenile detention facilities reflect this substantial expenditure as a probation expense.

Probation user fees provide another significant funding source for probation services. The user fees are paid by probationers as a condition of probation and may be used by the courts to provide probation services. This report includes probation personnel positions, range of compensation, and other probation expenditures reported by probation departments.

Because many counties do not have a separate probation budget, non-personnel expenditures are absorbed within the court's expenditures, making it impossible to derive a complete picture of all probation-related expenditures.

Probation officers and staff constitute the largest segment of trial court personnel in Indiana. During 2021, approximately 1,518 certified probation officers and approximately 426 other employees provided probation services throughout Indiana.

Summary of 2021 Caseload Data

Beginning in 1996, Indiana's probation departments began mandatory use of a probation supervision classification and workload measures system. This report reflects the supervision levels of probationers as of December 31, 2021.

The probation caseload information in this report was submitted to the IOCS on a quarterly basis. It reflects the number of adult and juvenile supervisions pending at the beginning and end of the calendar year, the total number and type of supervisions and referrals received during the calendar year, and the total number and method of disposition of supervisions and referrals closed during the reporting year. The number of supervisions reflects the actual number of people (not cases) on probation at the end of the period/ year.

In 2021, there was an overall increase of 6.2% in the number of new probation supervisions:

- misdemeanor supervisions increased by 8.9%,
- felony supervisions increased by 4.9%, and
- juvenile supervisions decreased by 0.2%.

Although there was an increase in the number of new supervisions received in 2021, the total number of supervisions pending at the end of the year decreased slightly from 2020. At the end of 2021, Indiana probation departments were supervising 107,602 adults and juveniles, a decrease of 1.3% from the previous year.

Summary of 2021 Fiscal Data

The 2021 data indicates circuit and superior courts spent \$94,236,449 on the salaries of probation officers and other probation staff. The salary expenditure by the city and town court probation departments was an additional \$1,632,525. This represents approximately 26.7% of trial court expenditures statewide. This amount, however, was partially offset by the collection of probation user fees. In 2021, \$11,767,692 was collected statewide in adult probation user fees and \$328,509 in juvenile user fees, for a total of \$12,096,201.

Many probationers are ordered to pay restitution as a condition of probation. These funds are collected and distributed to the appropriate recipient by the clerk's office or the probation department. In 2021, probationers paid a total of \$7,332,557 in restitution.

Probation Report Definitions

The following definitions will be used throughout the 2021 Indiana Probation Report:

Absconded: Persons who have left the jurisdiction of the court without proper authorization.

CHINS (Child in Need of Services): Cases in which a child is alleged to be “in need of services” because the child's physical or mental condition is seriously impaired or endangered due to the inability, refusal, or neglect of the child's parent, guardian, or custodian to supply the child with necessary food, clothing, shelter, medical care, education, supervision (Ind. Code § 31-34-1-1,) or any of the other circumstances in which a child is alleged to be a CHINS as outlined in Ind. Code § 31-34-1-2 through Ind. Code § 31-34-1-16.

Delinquent or Non-Status Delinquent: A child who has allegedly committed an offense prior to attaining 18 years of age that would be considered an offense if committed by an adult (Ind. Code § 31-37-1-1).

Interstate Received: Persons accepted for supervision from other states through the Interstate Compact (Ind. Code § 11-13-4.5).

Intrastate Received: Persons accepted for supervision from other counties in Indiana.

Post-Sentence Supervisions: Persons ordered to supervision after conviction and sentencing. Post-sentence supervisions represent convictions where the entire sentence is suspended to probation only (as opposed to a period of incarceration followed by probation). Pursuant to Ind. Code § 35-38-2.6-3, this category includes placement in a community correction program as an alternative to commitment to the department of correction, subject to residential bed or home detention unavailability.

Predispositional Report (PDR): Upon a finding by a court that a child is a delinquent child, Ind. Code § 31-37-17-1 requires a probation officer or caseworker to complete a predispositional report. Predispositional reports contain (1) a statement of the needs of the child for care, treatment, rehabilitation, or placement; and (2) a recommendation for the care, treatment, rehabilitation, or placement of the child.

Pre-Sentence Investigation (PSI): Except as provided in Ind. Code § 35-38-1-8(c), a defendant convicted of a felony may not be sentenced before a written presentence investigation report is prepared by a probation officer. The PSI reports contain information regarding the commission of the offense, the defendant's criminal, social, employment, family, economic, education, and personal histories. The PSI report also includes information regarding the victim of the offense.

Referral: An allegation of juvenile misconduct, whether it stems from the police, parents, school, commercial businesses, or other adults. Examples of referrals include police reports of juvenile misconduct, complaints of incorrigibility by a parent, reports from a school as to truancy, or allegations by a neighbor regarding misconduct by the juvenile.

Split-Sentence Supervisions: Persons ordered under supervision after serving a commitment to the Indiana Department of Correction or commitment to a local facility. These cases are not counted for the purposes of probation supervision until the convicted person is released from the institution and is being supervised by a probation department. The category includes any sentence that is a combination of confinement and probation and typically involves felony convictions rather than misdemeanors, although some misdemeanor convictions will result in split sentences. The key to this category is that the sentence involves a period of commitment in a secure facility, such as the Department of Correction, county jail, community corrections facilities, and rehabilitation units, followed by a term of probation.

Status Delinquent: A juvenile who is charged with committing an act that would not be considered a crime if committed by an adult, such as truancy, incorrigibility, violations of curfew, and violations of Ind. Code § 7.1-5-7 (minors and alcoholic beverages) (see Ind. Code § 31-37-2-2 through Ind. Code § 31-37-2-7).

Supervision in Lieu of Prosecution: Persons ordered under supervision as an alternative to prosecution. If a court determines that supervision is a better alternative to prosecution for a crime (generally misdemeanors), which may include court-ordered treatment, the probation department will report the supervision in this category. There must be a court order before any supervision is reported in this category. Ind. Code § 12-23-5-1 permits this type of supervision when the court “takes judicial notice of the fact that proper early intervention, medical, advisory or rehabilitative treatment of the defendant is likely to decrease the defendant’s tendency to engage in antisocial behavior.”

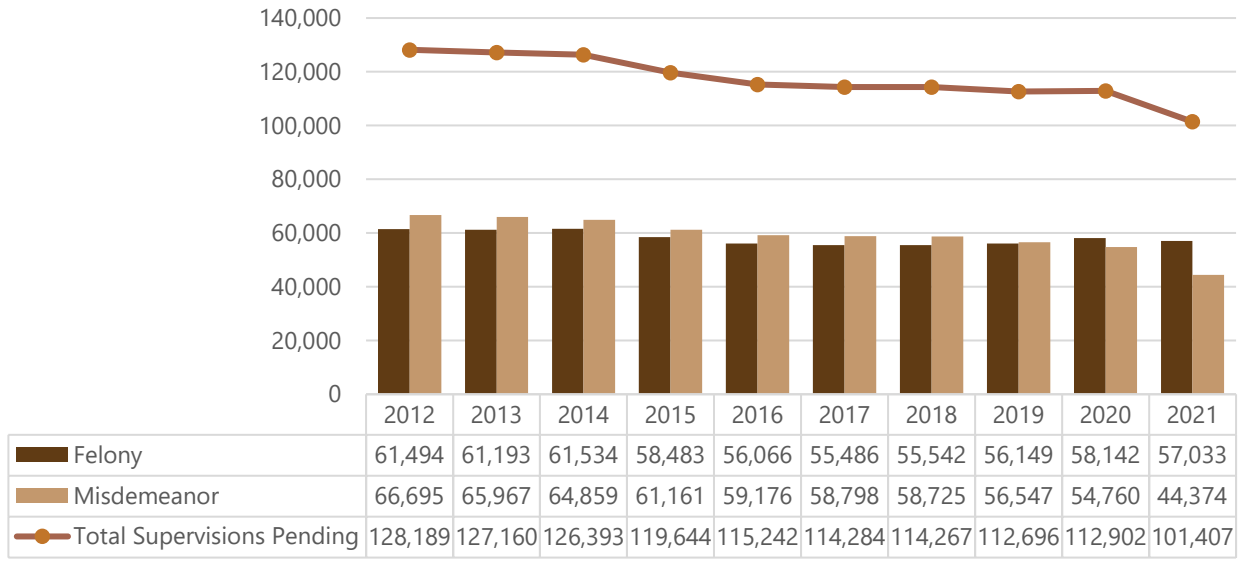
Probation Abbreviations

Probation	Abbreviation	Term
Adult Felony and Misdemeanor	Absconded	Absconded and/or Warrant Active
	In Lieu of Prosecution	Supervision in Lieu of Prosecution
	Interstate	Interstate Accepted (from another state)
	Intrastate	Intrastate Accepted (from another county in Indiana)
	Other	Other
	Post	Post-Sentence Supervision
	Pre	Pre-Trial Supervision
	Probation Completed	Discharged
	Revoke New Offense	Revoked Because of New Offense
	Revoke New Violation	Revoked Because of New Violation
	Split	Split-Sentence Supervision
Withheld	Judgment Withheld	
Juvenile Referral	Another Agency	Preliminary Inquiry with Recommendation to Refer to Another Agency or County
	Dismiss	Preliminary Inquiry with Recommendation to Dismiss
	File Petition	Preliminary Inquiry with Recommendation to File Petition
	Informal Adjustment	Preliminary Inquiry with Recommendation for Informal Adjustment
	Non-Status Delinq	Non-Status Delinquent
	Other (Incoming)	Other Referrals, primarily Child in Need of Services
	Other (Method of Disposition)	Other Disposition of Referral
	Status Delinq	Status Delinquent
	Waiver	Preliminary Inquiry with Recommendation for Waiver
Juvenile Supervisions	Absconded	Absconded
	Probation Completed	Discharged (Closed Supervision)
	DOC New Offense	Modified & Committed to Correctional Facility (DOC) (New Offense)
	DOC Technical Violation	Modified & Committed to Correctional Facility (DOC) (Technical Violation)
	In-State New Off	Modified and Placed in an In-State Residential Facility (New Offense)
	In-State Tech Viol	Modified and Placed in an In-State Residential Facility (Technical Violation)
	Interstate	Interstate (from or to another state)
	Intrastate	Intrastate (from or to another county in Indiana)
	New Offense	Removed from Supervision Because of New Offense
	Non-St Delinq	Post Adjudication or Informal Adjustment Non-Status Delinquent
	Other (Incoming)	Other Supervisions Received
	Other Closed	Other Closed Supervisions
	Out-State New Off	Modified and Placed in an Out-of-State Facility (New Offense)
	Out-State Tech Viol	Modified and Placed in an Out-of-State Facility (Technical Violation)
	Stand Sup	Standard Supervision
	Status Delinq	Post Adjudication or Informal Adjustment Status Delinquent
	Trans Program	Placed in Community Transition Program (Actively Providing Services)

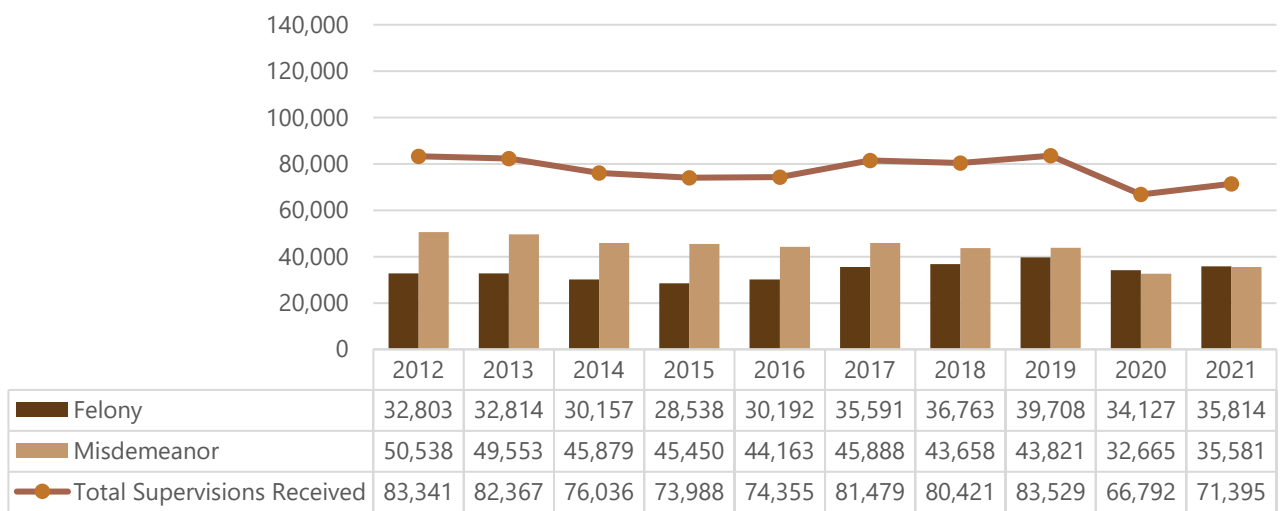
ADULT PROBATION

Adult Probation Supervision

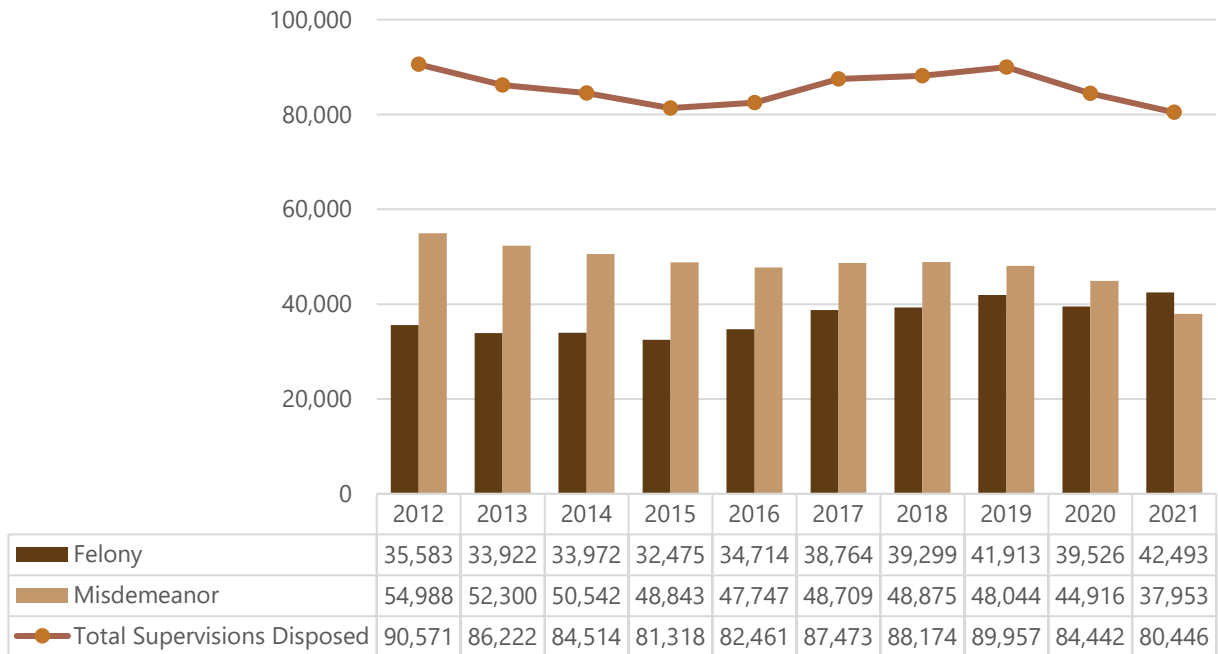
Adult Supervisions Pending January 1



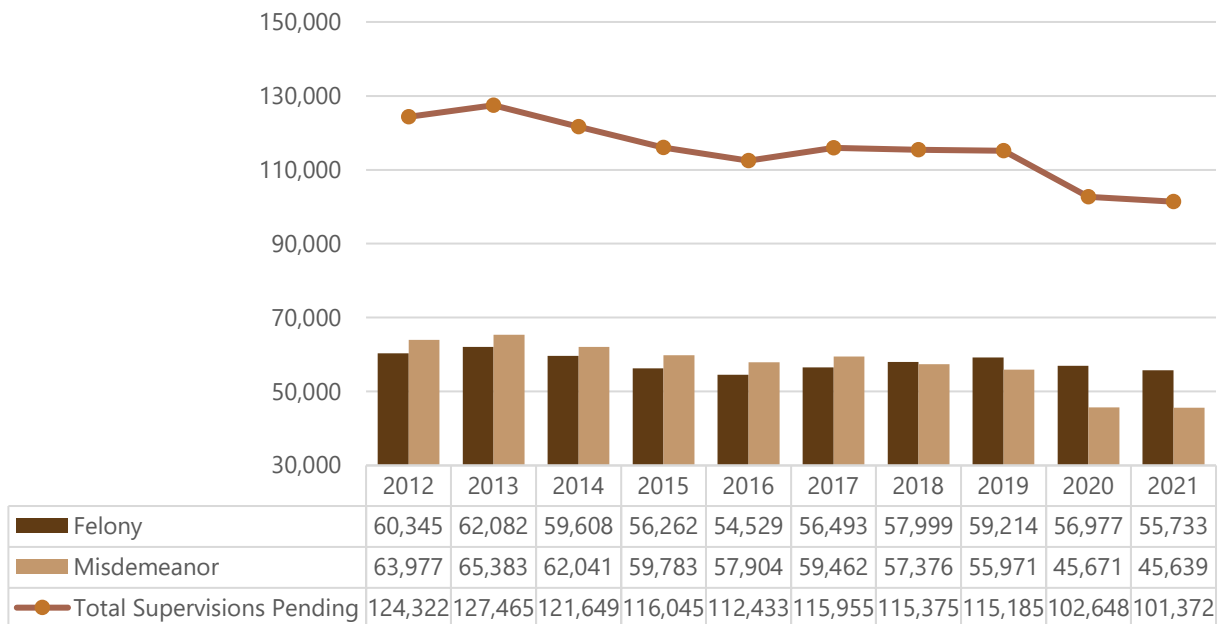
Adult Supervisions Received



Adult Supervisions Disposed

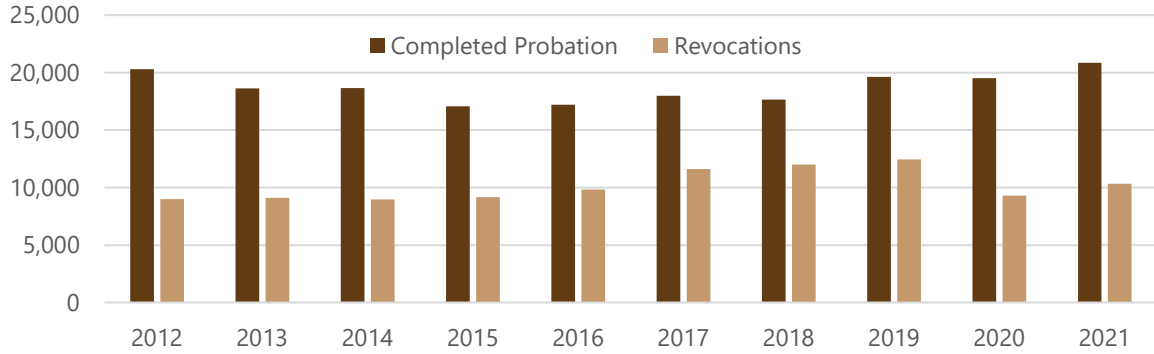


Adult Supervisions, Pending December 31



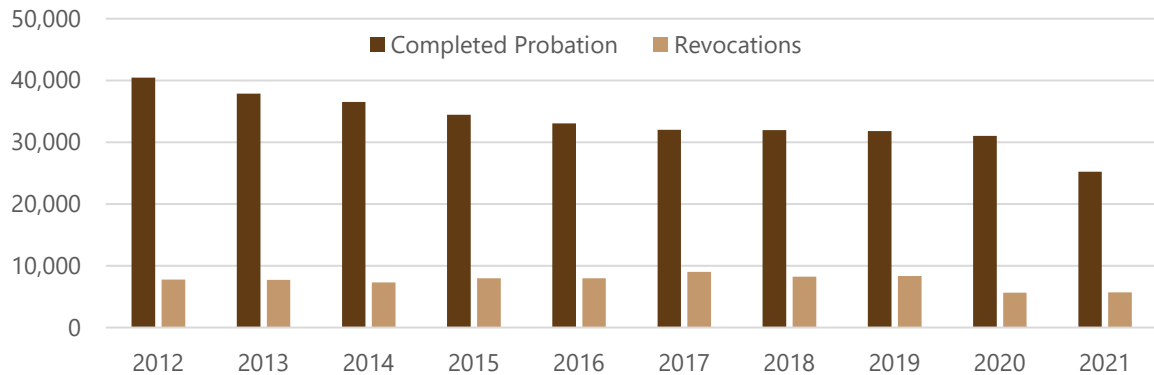
Adult Supervision Method of Disposition

Felony Probation Dispositions – Method of Disposition



	2012	2013	2014	2015	2016	2017	2018	2019	2020	2021
Completed Probation	20,309	18,623	18,647	17,055	17,196	17,998	17,650	19,624	19,513	20,853
Revocations										
New Offense	4,579	4,591	4,346	4,331	4,669	5,475	5,815	6,064	4,789	5,435
Technical	4,419	4,506	4,613	4,819	5,153	6,132	6,183	6,389	4,508	4,905
Total Revocations	8,998	9,097	8,959	9,150	9,822	11,607	11,998	12,453	9,297	10,340
Absconded	2,848	2,962	2,921	2,827	2,909	4,021	4,451	4,471	4,540	4,941
Other	3,428	3,240	3,445	3,443	4,787	5,138	5,200	5,365	6,176	6,359
Total Dispositions	35,583	33,922	33,972	32,475	34,714	38,764	39,299	41,913	39,526	42,493

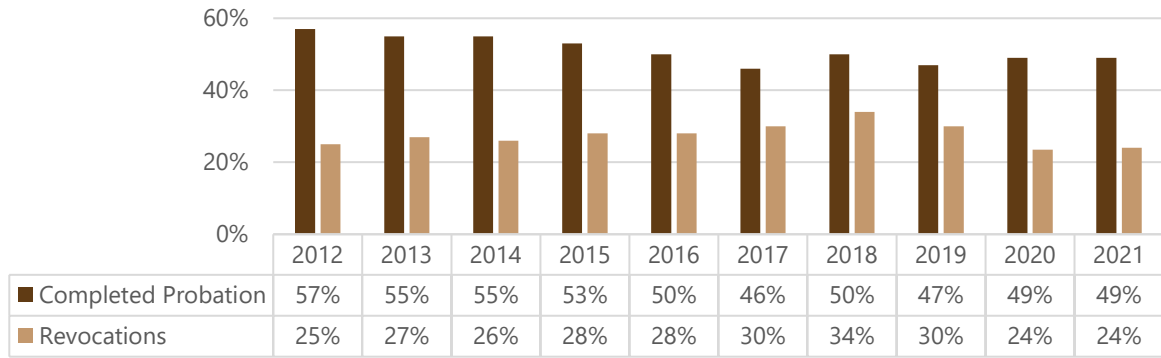
Misdemeanor Probation Dispositions – Method of Disposition



	2012	2013	2014	2015	2016	2017	2018	2019	2020	2021
Completed Probation	40,460	37,855	36,513	34,427	33,060	32,019	31,973	31,799	31,029	25,230
Revocations										
Technical	4,852	4,086	4,131	4,002	4,607	4,326	4,849	4,362	2,863	2,862
Total Revocations	8,611	7,785	7,714	7,302	7,950	7,953	8,989	8,251	5,643	5,713
Absconded	4,182	4,269	4,088	3,894	3,872	4,178	4,669	4,760	3,869	4,000
Other	3,503	2,474	2,643	2,833	2,594	2,556	3,032	3,891	4,375	3,010
Total Dispositions	58,714	54,988	52,300	50,542	48,843	47,747	48,709	48,875	44,916	37,953

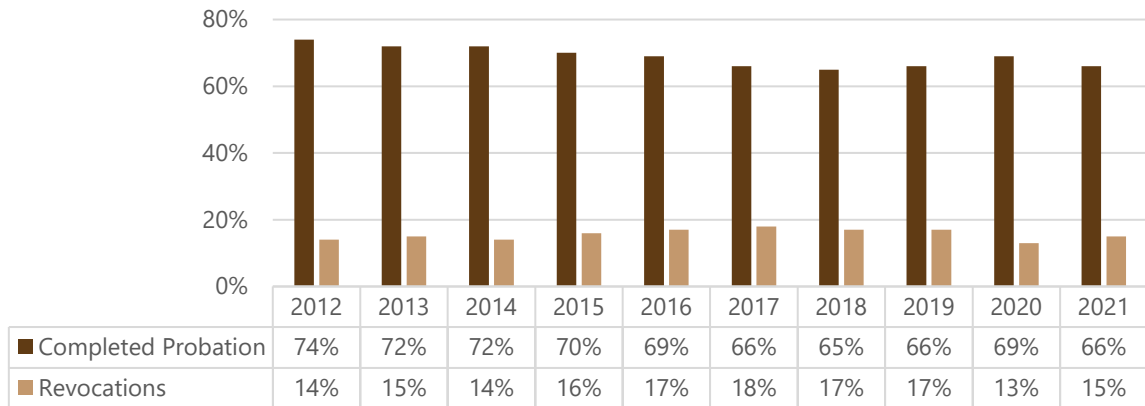
Felony Probation Dispositions

Probation Completed and Probation Revocations as a Percentage of Total Dispositions



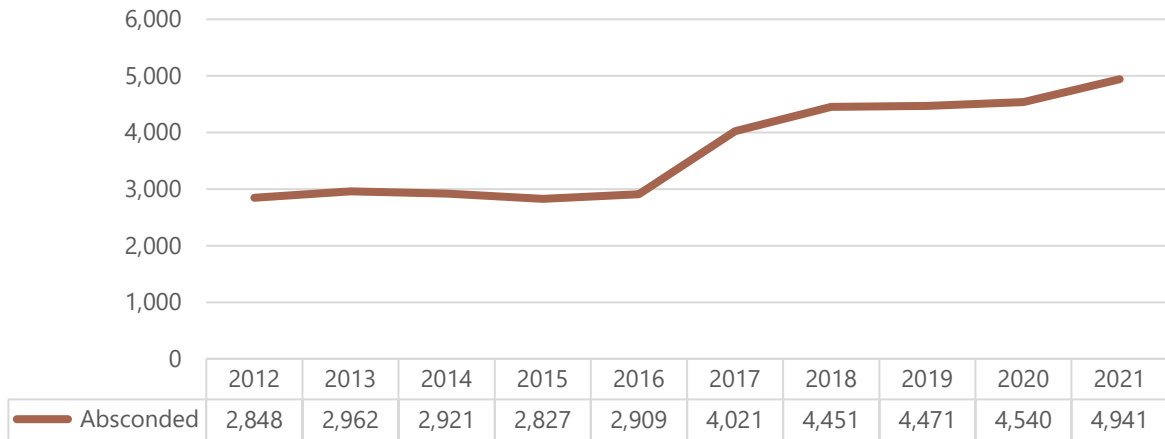
Misdemeanor Probation Dispositions

Probation Completed and Probation Revocations as a Percentage of Total Dispositions



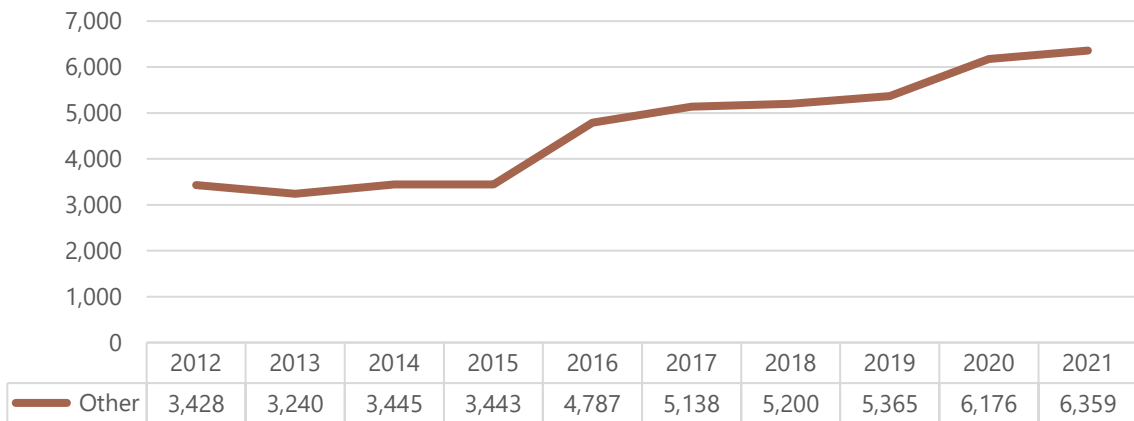
Felony Probation Dispositions

Supervisions Disposed by Absconding*

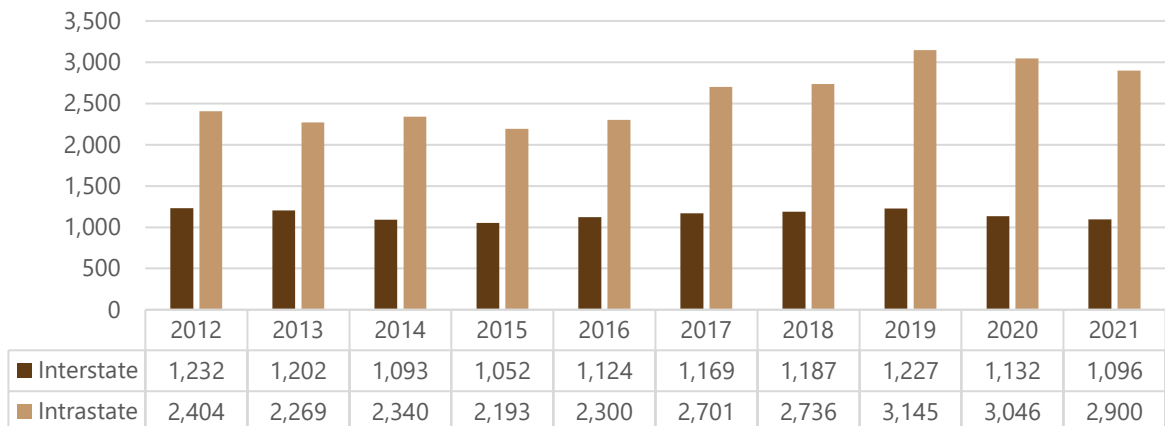


*Persons who have left the jurisdiction of the court without proper authorization and whose whereabouts are currently unknown.

Supervisions Disposed by Other-Home Detention

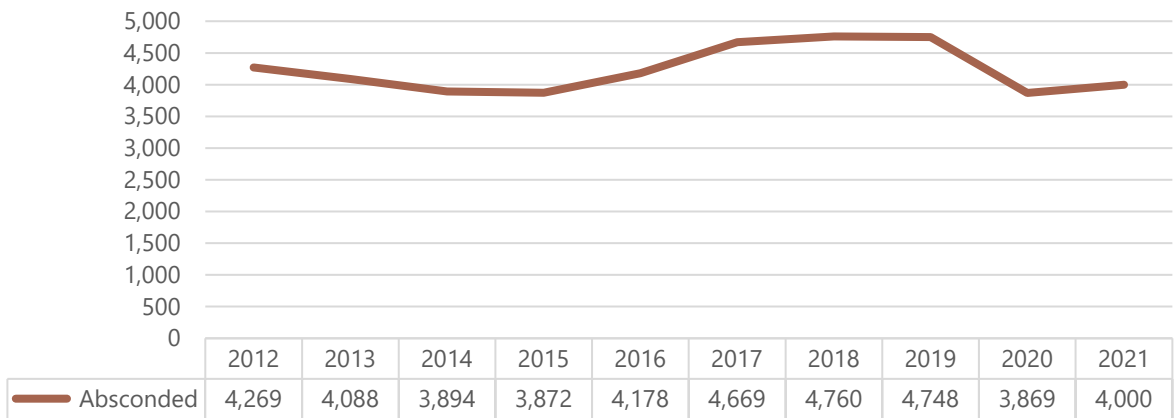


Supervisions Disposed by Interstate/Intrastate Transfer



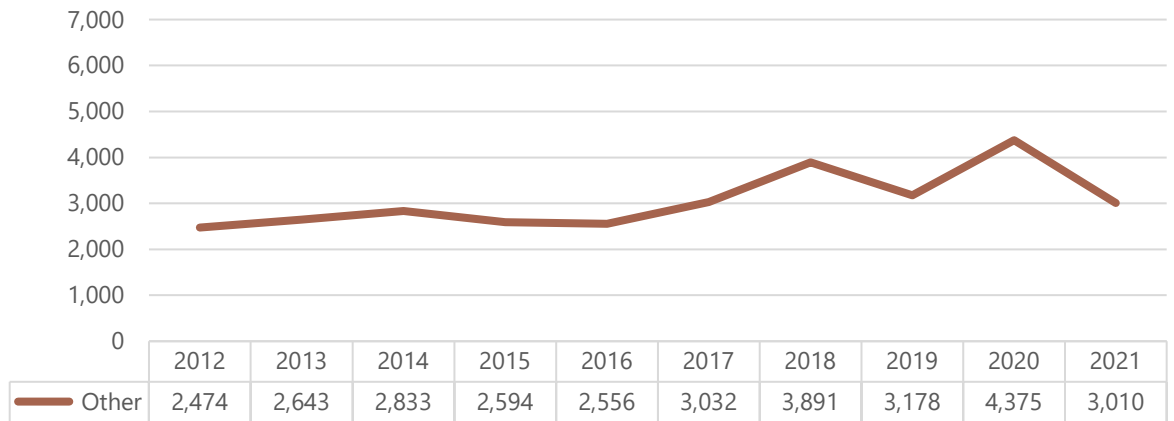
Misdemeanor Probation Dispositions

Supervisions Disposed by Absconding*

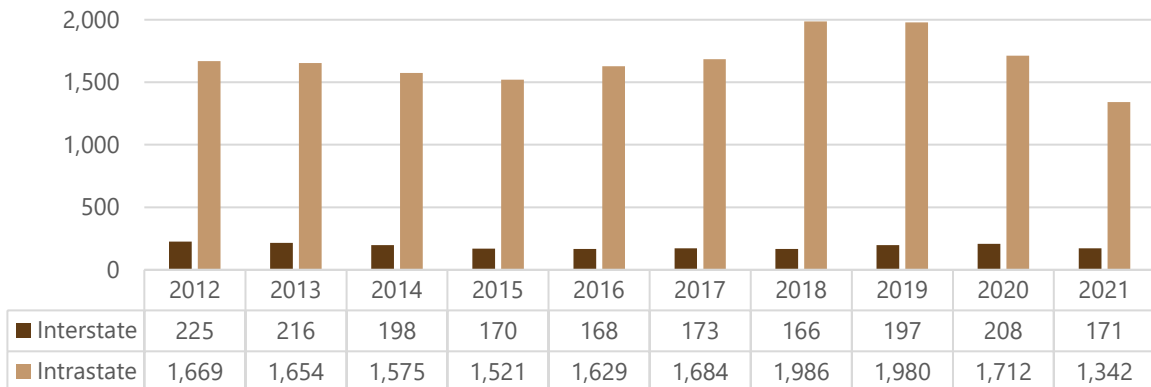


*Persons who have left the jurisdiction of the court without proper authorization and whose whereabouts are currently unknown.

Supervisions Disposed by Other-Home Detention



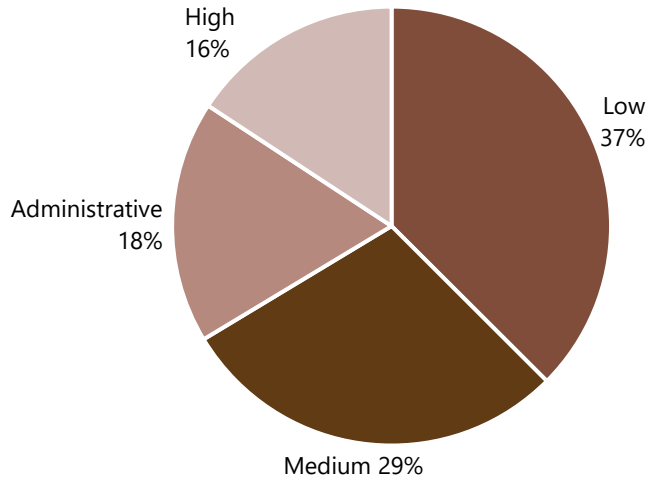
Supervisions Disposed by Interstate/Intrastate Transfer



Adult Supervision Levels

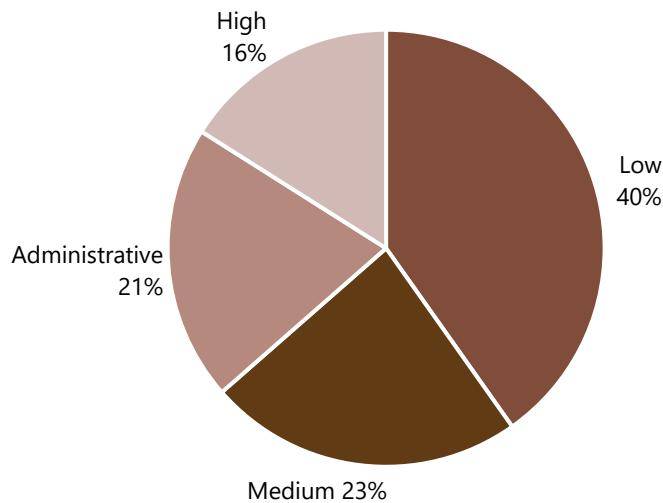
Probationers are assigned to supervision levels of high, medium, or low, based on the relative risk of committing a new offense while on probation. When offenders have not been assigned a supervision level, they are assigned and counted as administrative for statistical purposes only.

Felony Probation Supervision Levels



Felony Probation Supervision Levels	
High	10,603
Medium	19,442
Low	25,230
Administrative	12,034
Total	67,409

Misdemeanor Probation Supervision Levels

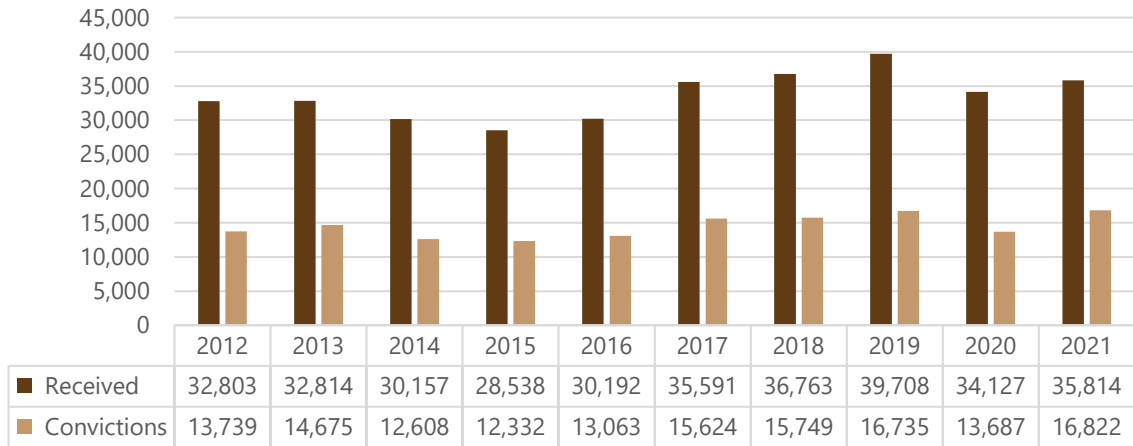


Misdemeanor Probation Supervision Levels	
High	4,121
Medium	6,003
Low	10,338
Administrative	5,253
Total	25,715

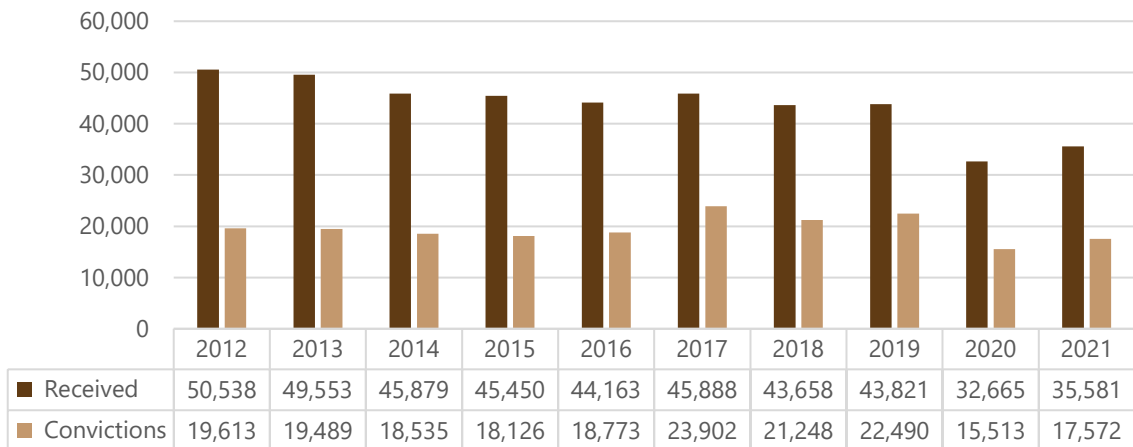
Adult Supervisions as the Result of Substance Abuse Convictions

From the total number of supervisions received during the reporting period, the probation department will report how many were based on substance abuse convictions or charges. Examples of this conviction may include, furnishing alcohol to a minor, dealing in paraphernalia, and/or public intoxication.

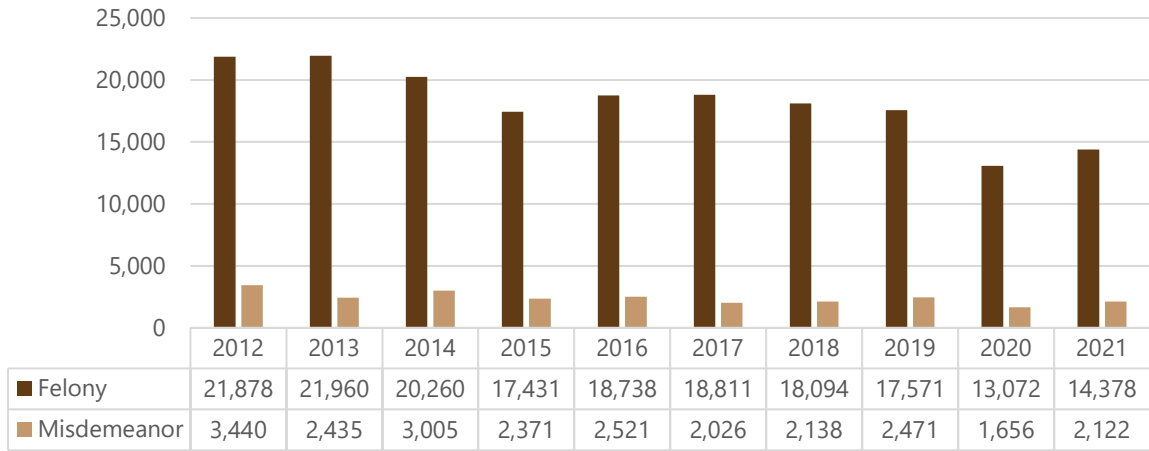
Felony Supervisions as the Result of Substance Abuse Convictions



Misdemeanor Supervisions as the result of Substance Abuse Convictions



Pre-Sentence Investigations



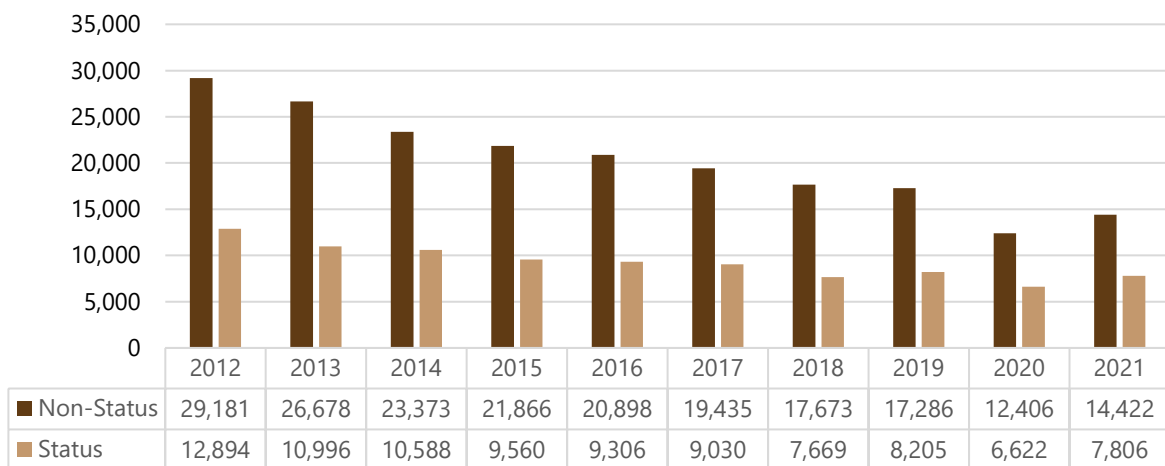
JUVENILE PROBATION

Juvenile Probation Referrals

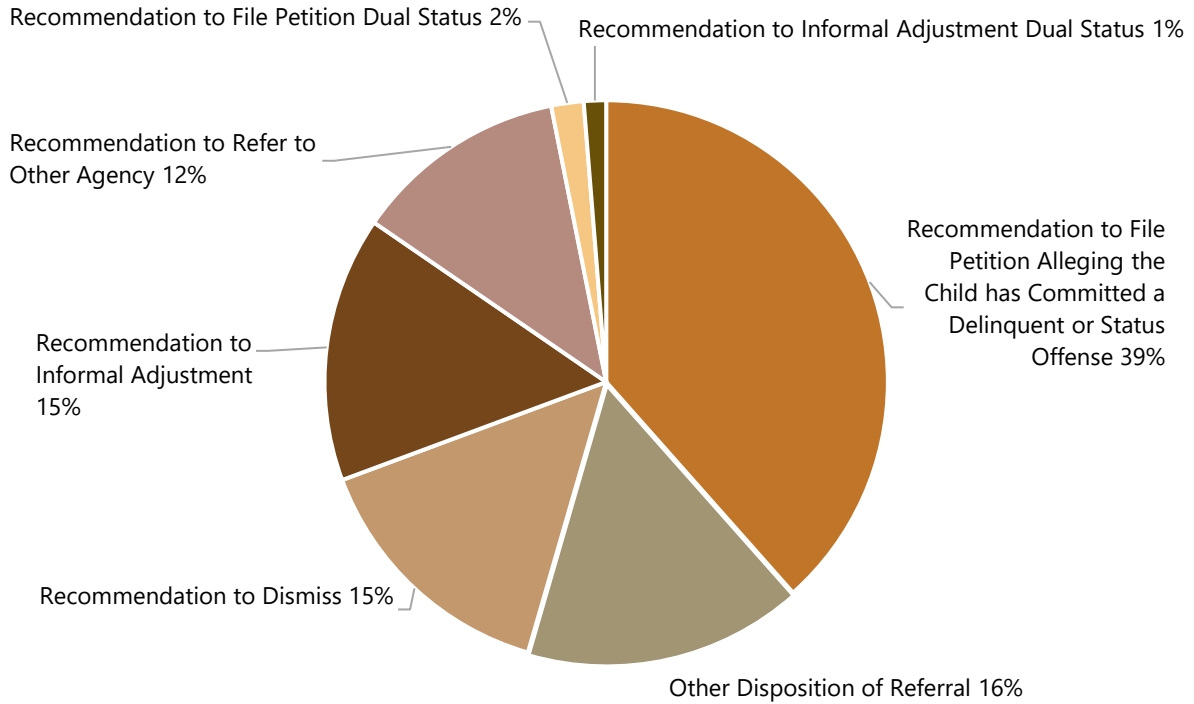
2021 Juvenile Probation Referrals

	Pending 1/1/21	Referrals Received	Referrals Disposed	Pending 12/31/21
Non-Status Delinquent	4,975	14,422	13,640	5,757
Status Delinquent	2,367	7,806	7,510	2,663
Other	33	15	13	35
Total	7,375	22,243	21,163	8,455

Non-Status and Status Referrals Received

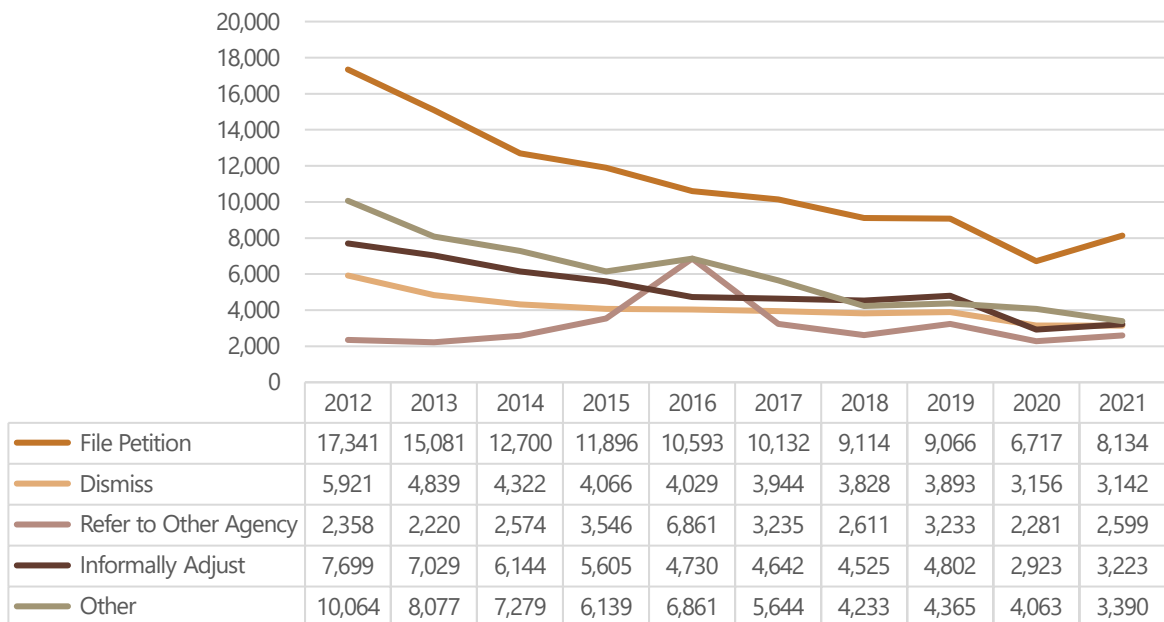


Disposition of 2021 Juvenile Referrals



*Recommendation for Waiver percentage too low to be shown on chart above.

Summary of Juvenile Referral Dispositions

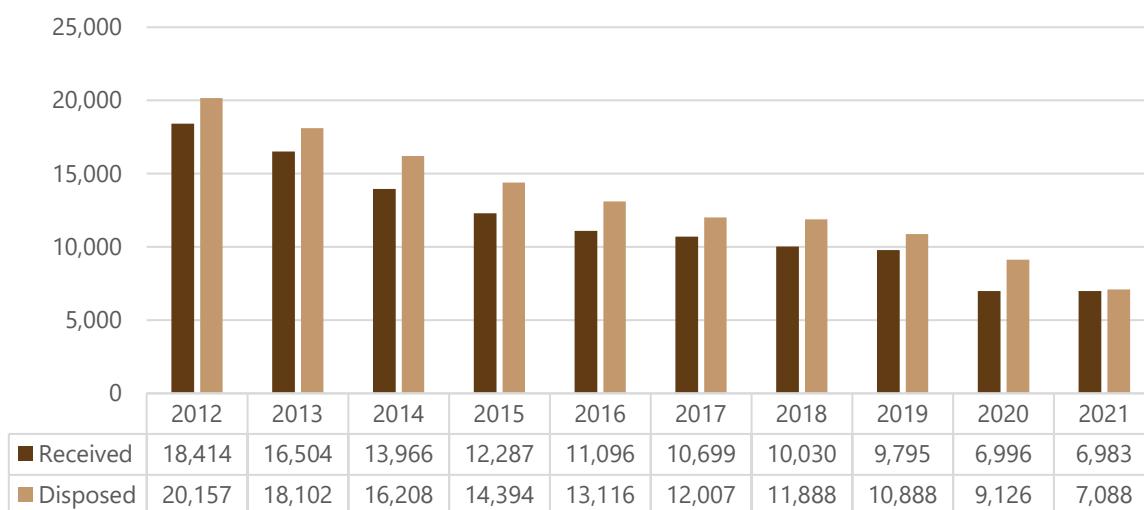


Juvenile Probation Supervisions

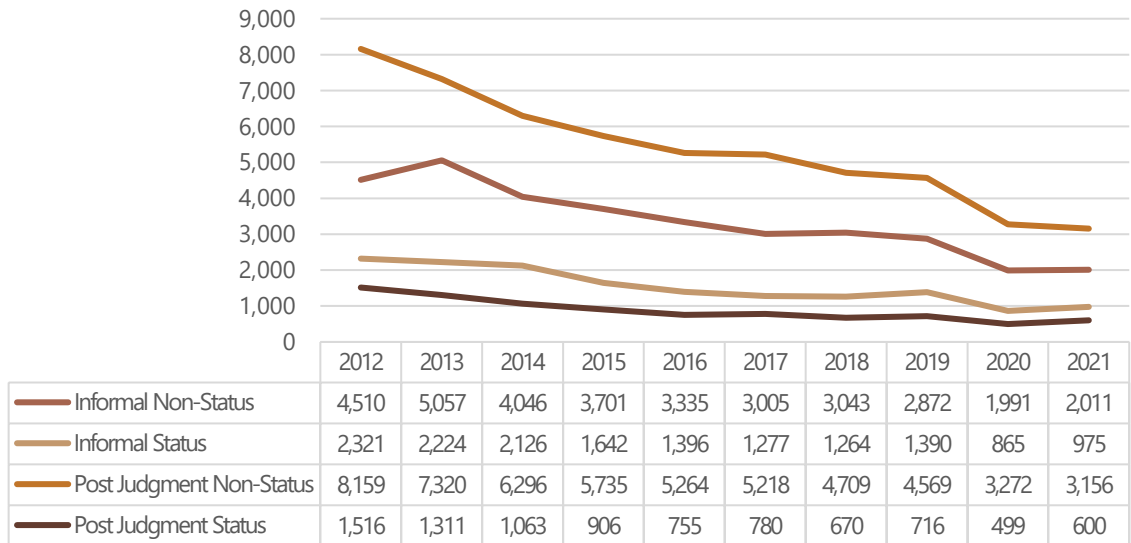
2021 Juvenile Probation Supervisions

	Pending 1/1/21	Supervisions Received	Supervisions Reopened	Supervisions Disposed	Pending 12/31/21
Informal Supervision					
Non-Status Delinquent	982	2,011	15	1,795	1,213
Status Delinquent	466	975	4	936	509
Post-Adjudication Supervision					
Non-Status Delinquent	3,387	3,156	127	3,524	3,146
Status Delinquent	456	600	20	539	537
Intra/Inter State Supervisions					
Intrastate Accepted	56	82	1	73	66
Interstate Accepted	53	58	2	61	52
Other	722	101	44	160	707
Total Supervisions	6,122	6,983	213	7,088	6,230

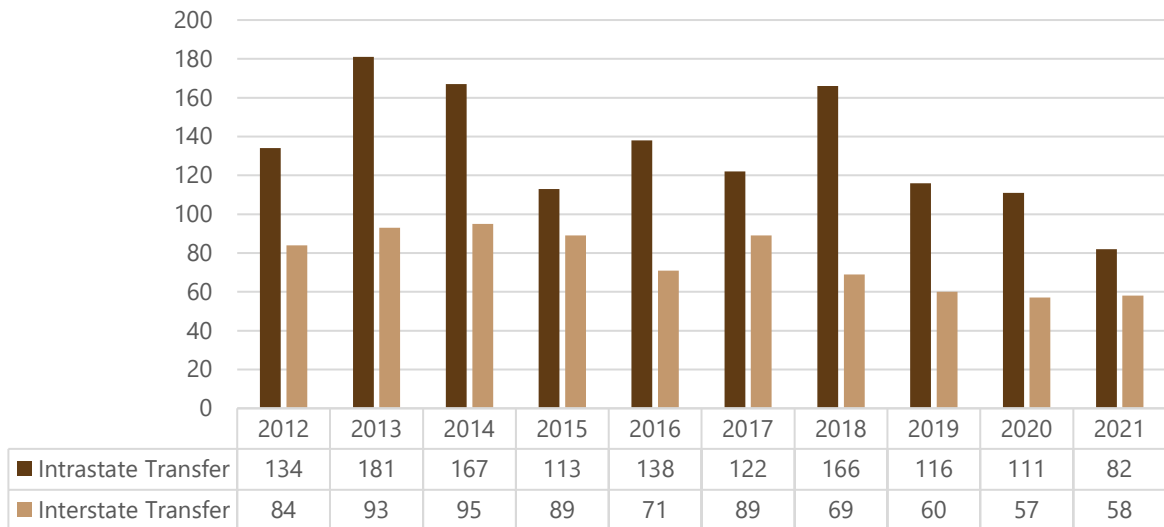
Total Supervisions Received & Disposed



Juvenile Probation Supervisions Received

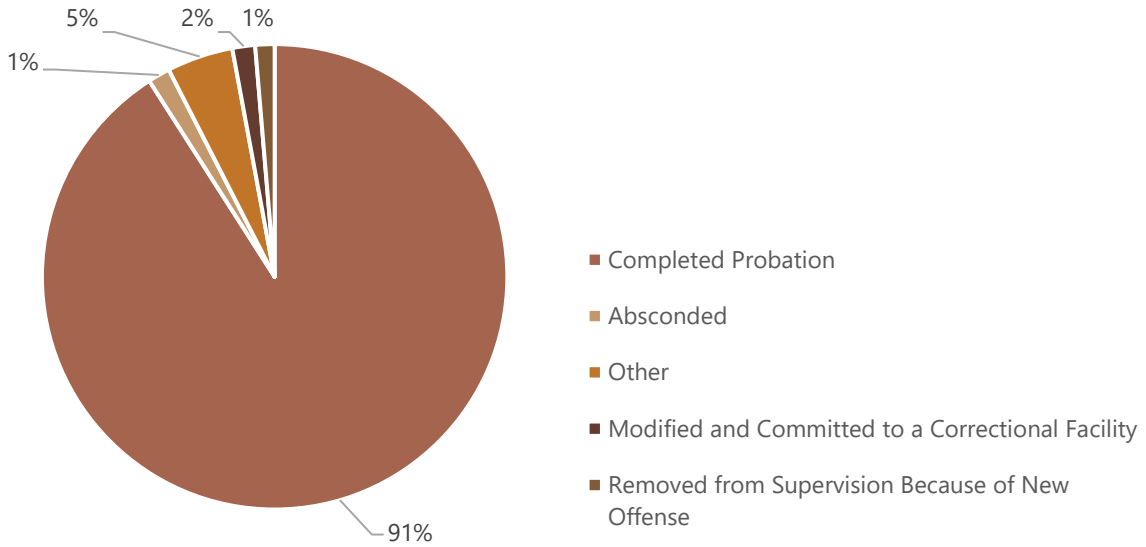


Interstate/Intrastate Supervisions Received

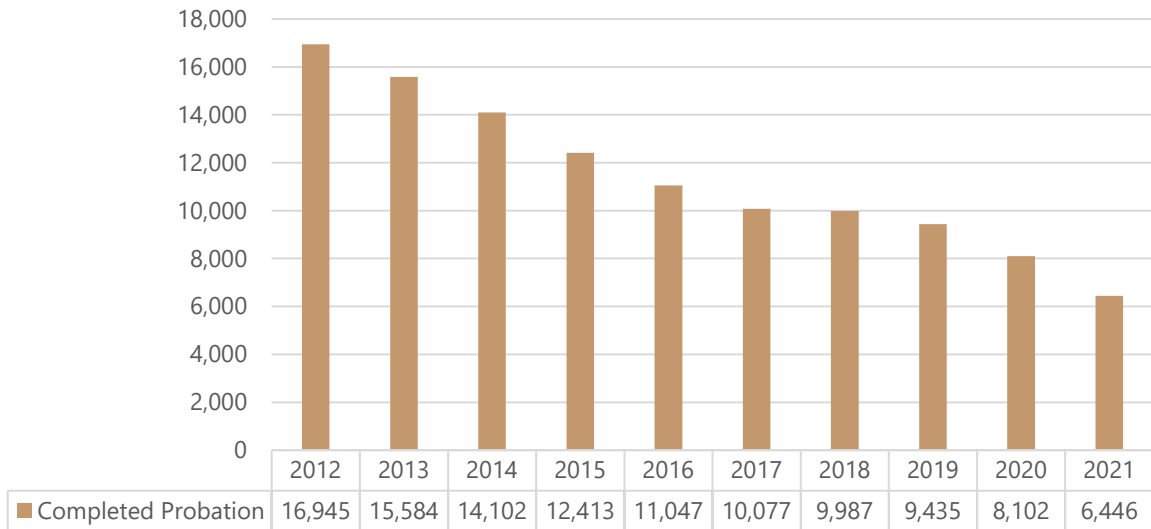


Juvenile Probation Supervisions

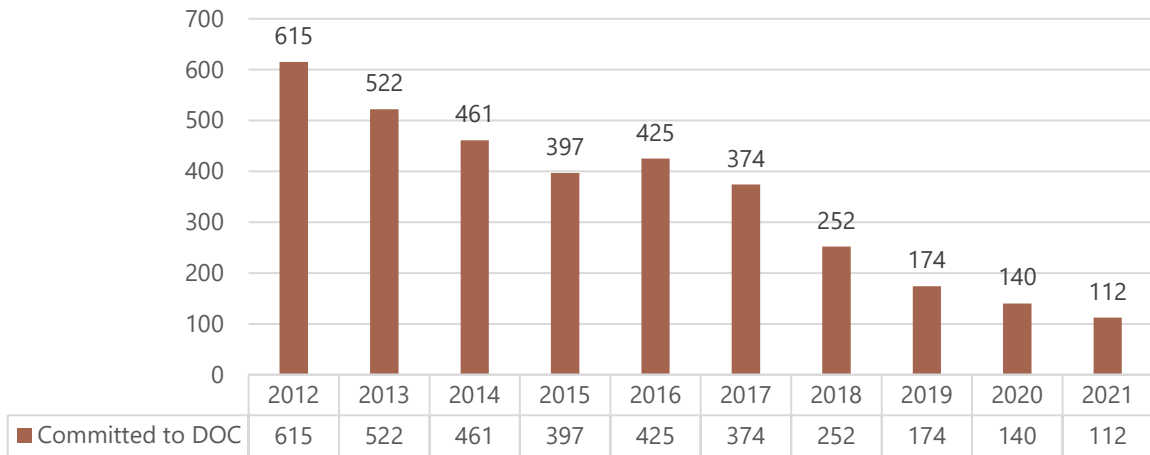
2021 Method of Disposition



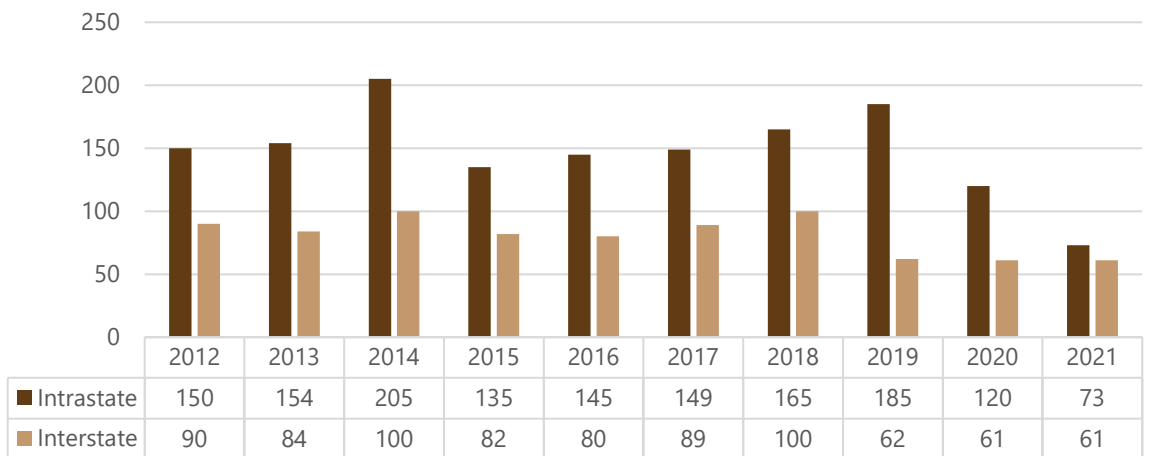
Completed Probation



Committed to DOC



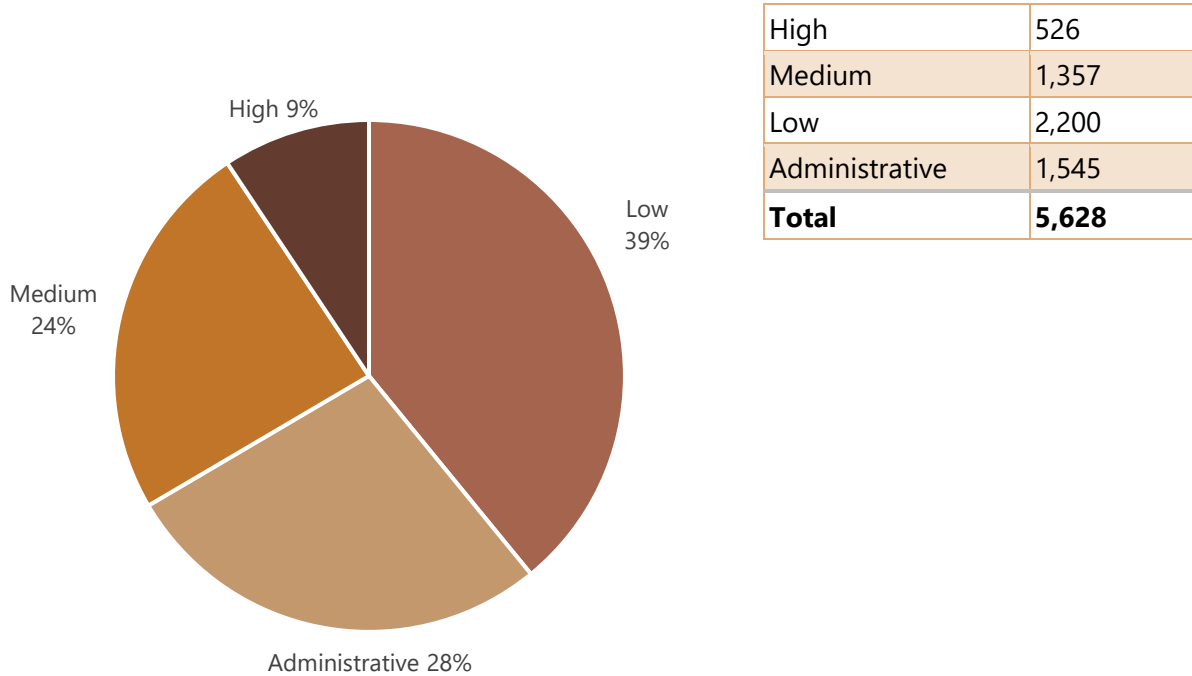
Interstate/Intrastate Transfer Supervisions Disposed



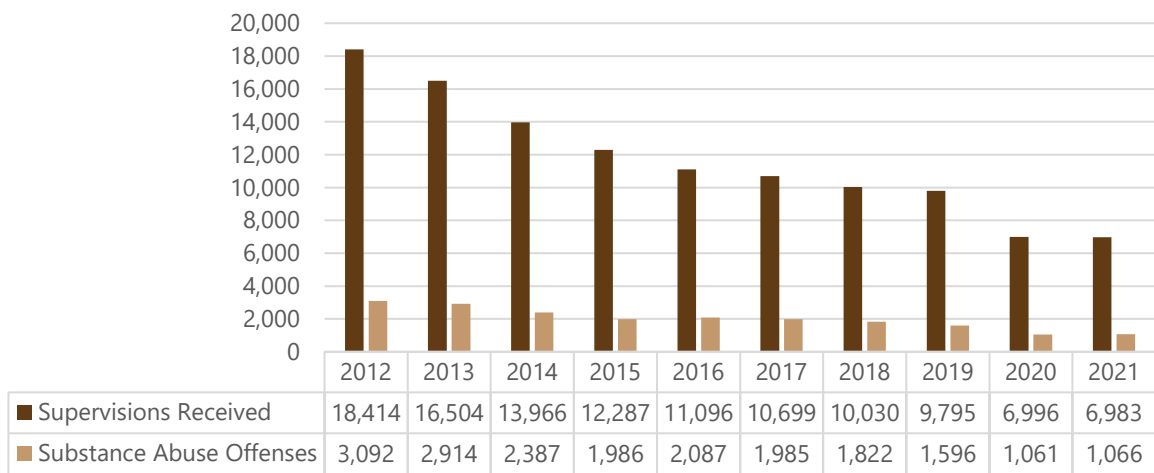
Juvenile Supervision Levels

Probationers are assigned to supervision levels of high, medium, or low based on the relative risk of committing a new delinquent act while on probation. Administrative is a category used for those not classified.

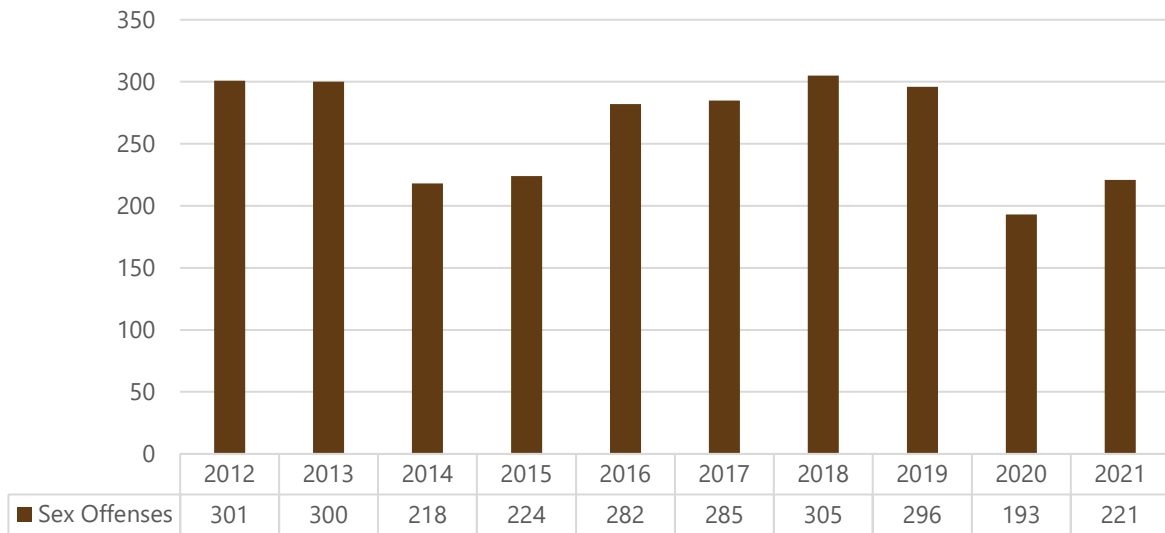
2021 Supervision Levels



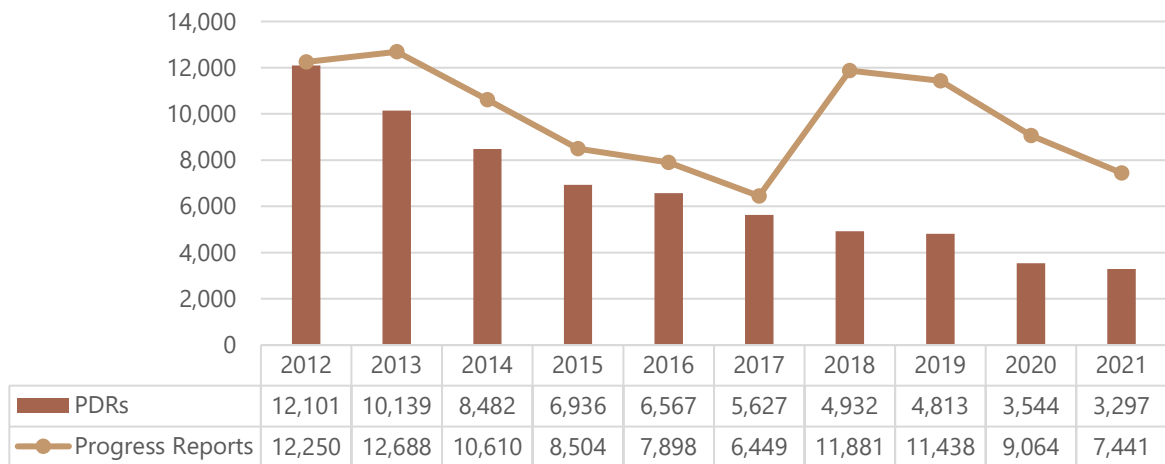
Juvenile Supervisions as the Result of Substance Abuse Offenses



Juvenile Supervisions as the Result of Sex Offenses



Completed Predisposition (PDR) & Progress Reports for Juvenile Supervisions



Juvenile Law Services Report

Ind. Code § 31-31-10-1 *et seq.* requires the probation department of the juvenile court to maintain demographic information relating to delinquent children and children in need of services who receive juvenile law services and all financial information relating to each juvenile law service.

The terms “juvenile law services” and “all financial information” are not defined by statute. For the purpose of complying with the reporting requirements of the law, IOCS and the Juvenile Justice Improvement Committee of the Indiana Judicial Conference (Committee) have defined the terms.

“Juvenile law services”: The filing with a court of a JD (Juvenile Delinquent), JS (Juvenile Status), or JM (Juvenile Miscellaneous) case, as defined by Admin. R. 8. The interpretation of case types in Admin. R. 8 generally refers to the following:

Juvenile Delinquency (JD): Cases in which a child is alleged to be delinquent as a result of committing an act prior to attaining 18 years of age that would be considered an offense if committed by an adult. (Ind. Code § 31-37-1-1).

Juvenile Status (JS): Cases in which a juvenile is charged with committing an act that would not be considered a crime if committed by an adult, such as truancy, incorrigibility, violations of curfew, and violations of Ind. Code § 7.1-5-7 (minors and alcoholic beverages) (see Ind. Code § 31-37-2-2 to Ind. Code § 31-37-2-7).

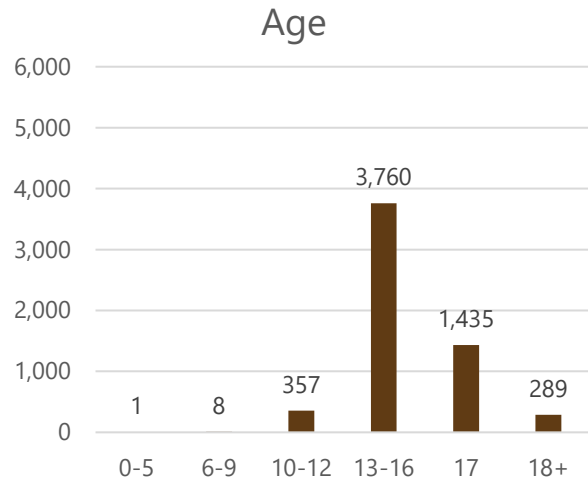
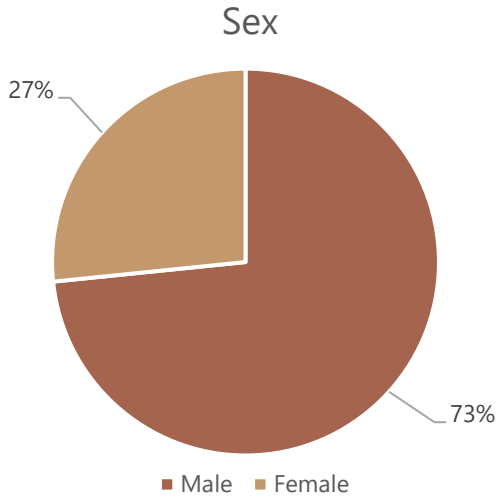
Juvenile Miscellaneous (JM): Cases involving juvenile matters not reflected in other categories, including court approval of informal adjustments.

“All financial information”: The financial information available to courts and to probation departments is often limited to expenditures made through the court’s budget. Related expenditures made from the county general fund could be made available to the probation department and the court if identified as such by the county auditor. The bulk of the financial information on children receiving “juvenile law services” is collected and reported by the Department of Child Services (DCS).

For purposes of this publication, reimbursement is the amount of money collected by programs from insurance refunds, parents, DCS, and other sources.

2021 Juvenile Law Services Demographic Report

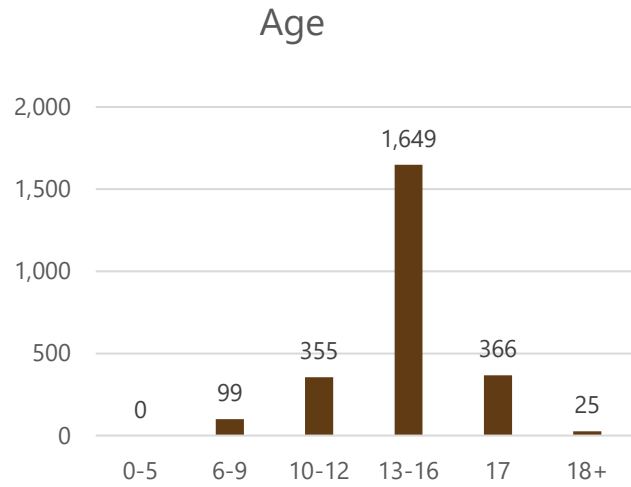
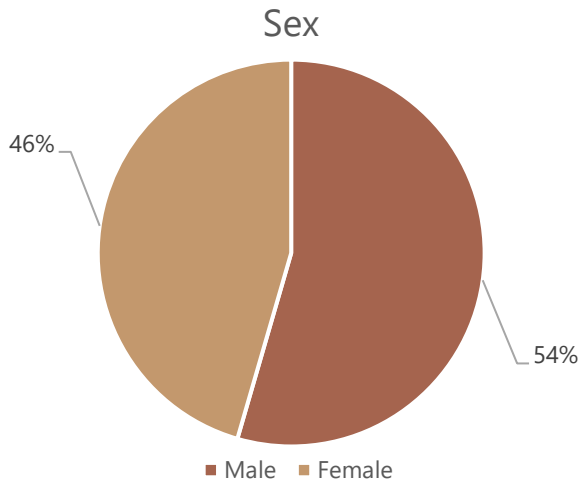
Juvenile Delinquency (JD)



Age/Sex							
	0-5	6-9	10-12	13-16	17	18+	Total
Male	1	8	255	2,749	1,060	218	4,291
Female	0	0	102	1,011	375	71	1,559
Totals by Age/Sex	1	8	357	3,760	1,435	289	5,850
Age/Ethnicity							
	0-5	6-9	10-12	13-16	17	18+	Total
Hispanic	0	1	13	273	119	27	433
Non-Hispanic	0	2	191	2,223	857	183	3,456
Ethnicity Unknown	1	5	153	1,264	459	79	1,961

Age/Sex/Race													
	0-5		6-9		10-12		13-16		17		18+		Total
	M	F	M	F	M	F	M	F	M	F	M	F	
Asian	0	0	0	0	3	0	24	1	13	2	1	0	44
Native Amer./Alas. Native	0	0	0	0	0	0	4	1	0	0	0	0	5
Black/African American	0	0	0	0	53	26	716	220	272	80	48	18	1,433
Hawaiian/Pacific Islander	0	0	0	0	0	1	0	1	0	1	0	0	3
White	1	0	7	0	166	58	1,675	659	641	252	145	47	3,651
Multi-Racial	0	0	1	0	27	13	191	97	62	22	9	2	424
Other	0	0	0	0	6	4	139	32	72	18	15	4	290
Total	1	0	8	0	255	102	2,749	1,011	1,060	375	218	71	5,850

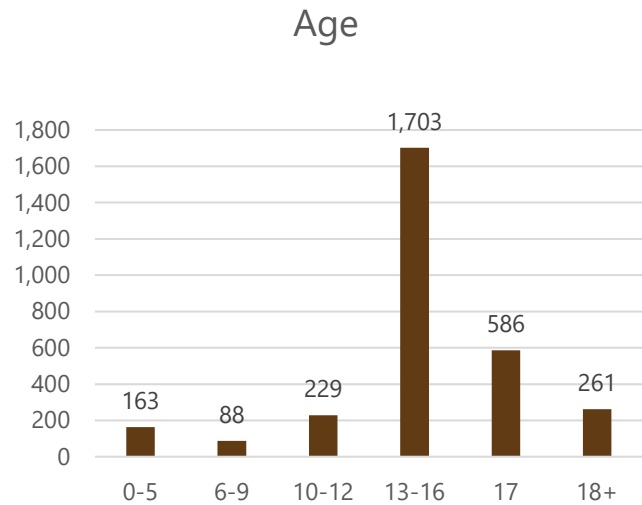
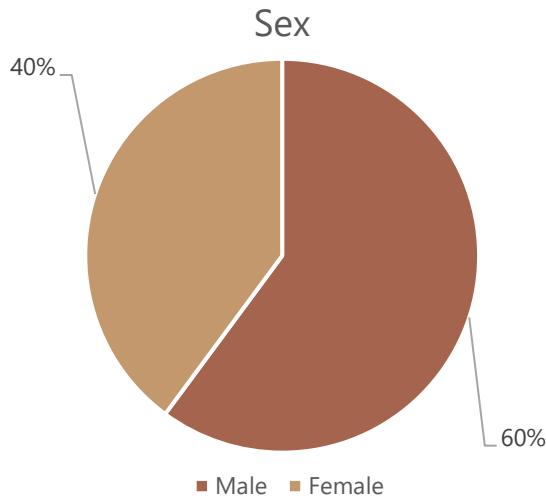
Juvenile Status (JS)



Age/Sex							
	0-5	6-9	10-12	13-16	17	18+	Total
Male	0	59	185	888	216	11	1,359
Female	0	40	170	761	150	14	1,135
Totals by Age/Sex	0	99	355	1,649	366	25	2,494
Age/Ethnicity							
	0-5	6-9	10-12	13-16	17	18+	Total
Hispanic	0	2	9	82	38	1	132
Non-Hispanic	0	1	45	500	169	12	727
Ethnicity Unknown	0	96	301	1,067	159	12	1,635

Age/Sex/Race													
	0-5		6-9		10-12		13-16		17		18+		Total
	M	F	M	F	M	F	M	F	M	F	M	F	
Asian	0	0	1	0	9	10	19	17	0	0	0	0	56
Native Amer./Alas. Native	0	0	0	0	0	0	3	1	0	0	0	0	4
Black/African American	0	0	26	14	44	60	186	162	22	23	1	1	539
Hawaiian/Pacific Islander	0	0	0	0	0	1	1	4	0	0	0	0	6
White	0	0	20	11	83	55	524	431	175	105	10	13	1,427
Multi-Racial	0	0	7	7	22	13	62	73	8	8	0	0	200
Other	0	0	5	8	36	22	93	73	11	14	0	0	262
Total	0	0	59	40	194	161	888	761	216	150	11	14	2,494

Juvenile Miscellaneous (JM)

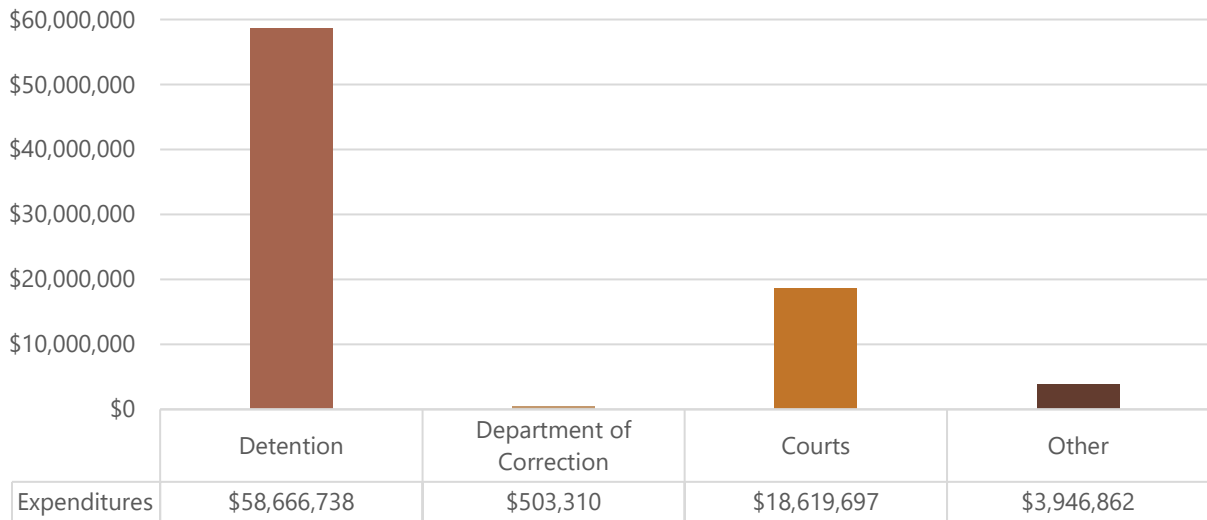


Age/Sex							
	0-5	6-9	10-12	13-16	17	18+	Total
Male	84	43	153	1,022	370	150	1,822
Female	79	45	76	681	216	111	1,208
Totals by Age/Sex	163	88	229	1,703	586	261	3,030
Age/Ethnicity							
	0-5	6-9	10-12	13-16	17	18+	Total
Hispanic	6	2	17	207	78	22	332
Non-Hispanic	154	80	171	1,141	371	205	2,122
Ethnicity Unknown	3	6	41	355	137	34	576

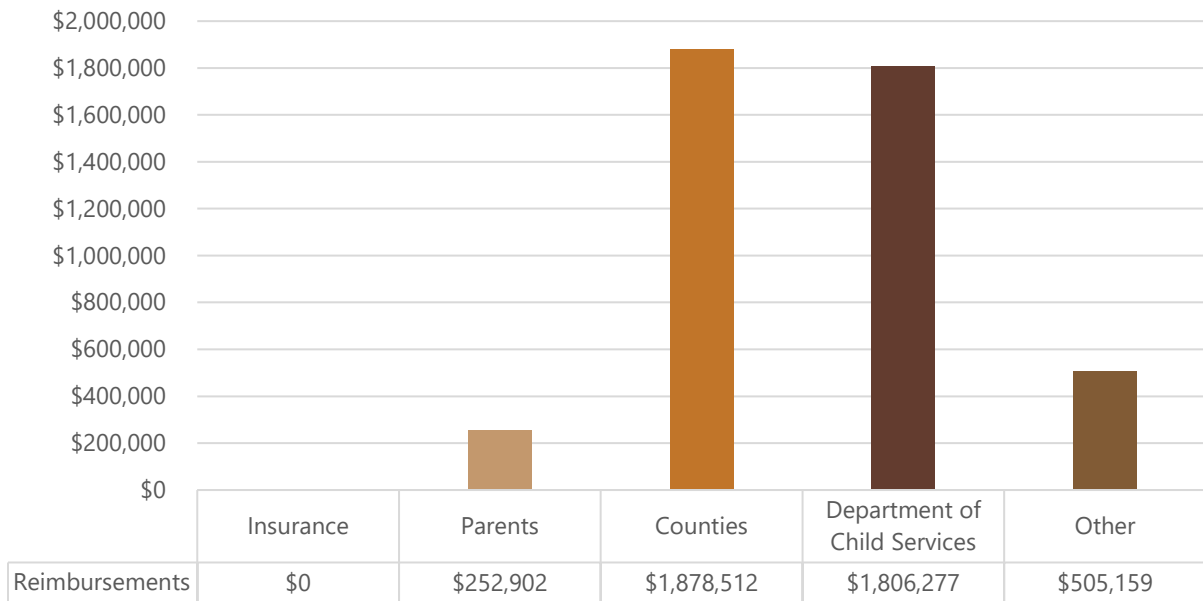
Age/Sex/Race													
	0-5		6-9		10-12		13-16		17		18+		Total
	M	F	M	F	M	F	M	F	M	F	M	F	
Asian	0	0	0	0	0	0	1	1	4	1	0	0	7
Native Amer./Alas. Native	0	0	0	0	0	2	2	2	0	2	0	0	8
Black/African American	19	12	4	18	27	19	168	114	39	19	36	19	494
Hawaiian/Pacific Islander	0	0	0	0	0	0	0	0	0	0	0	0	0
White	54	56	35	26	105	46	734	484	280	172	96	84	2,172
Multi-Racial	4	2	1	1	13	5	60	42	34	10	1	1	164
Other	7	9	3	0	8	4	57	38	23	12	17	7	185
Total	84	79	43	45	153	76	1,025	681	380	216	150	111	3,030

2021 Juvenile Law Services Financial Report

2021 Expenditures



2021 Reimbursements



PROBATION PERSONNEL & EXPENSES

2021 Probation Personnel

	Courts of Record	City/Town Courts	Total
Chief Probation Officers	102	18	120
Probation Officers	1,377	24	1,401
Clerical Personnel	340	14	354
Other Personnel	175	6	181
Total	1,994	62	2,056

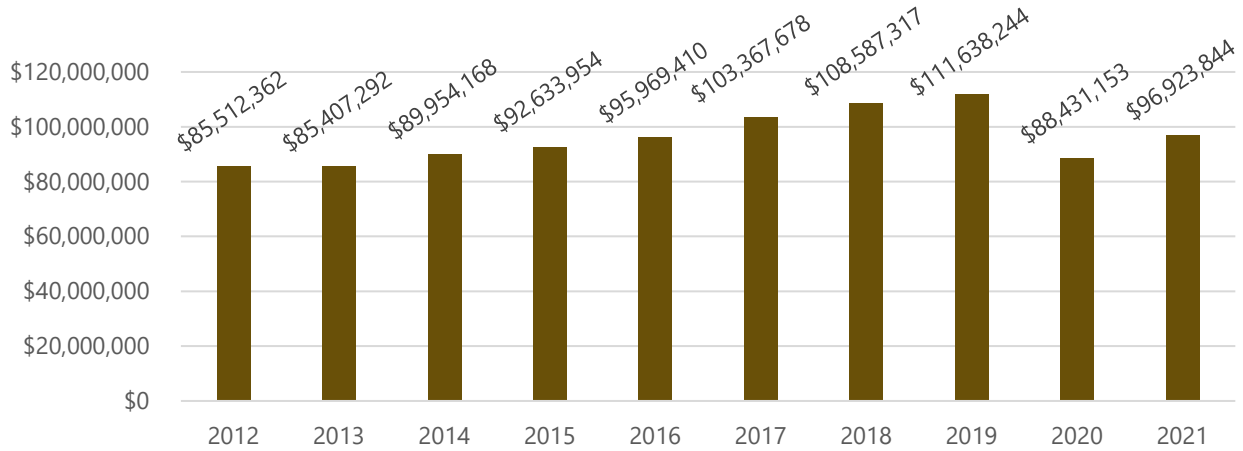
10-Year Comparison of Probation Personnel

	2012	2013	2014	2015	2016	2017	2018	2019	2020	2021
Chief Probation Officers	130	122	125	125	122	123	125	125	119	120
Probation Officers	1,217	1,214	1,221	1,208	1,296	1,335	1,367	1,412	1,257	1,401
Clerical Personnel	357	401	403	395	403	398	395	390	409	354
Other Personnel	211	226	188	172	190	189	192	191	69	181
Total	1,915	1,963	1,937	1,900	2,011	2,045	2,079	2,118	1,854	2,056

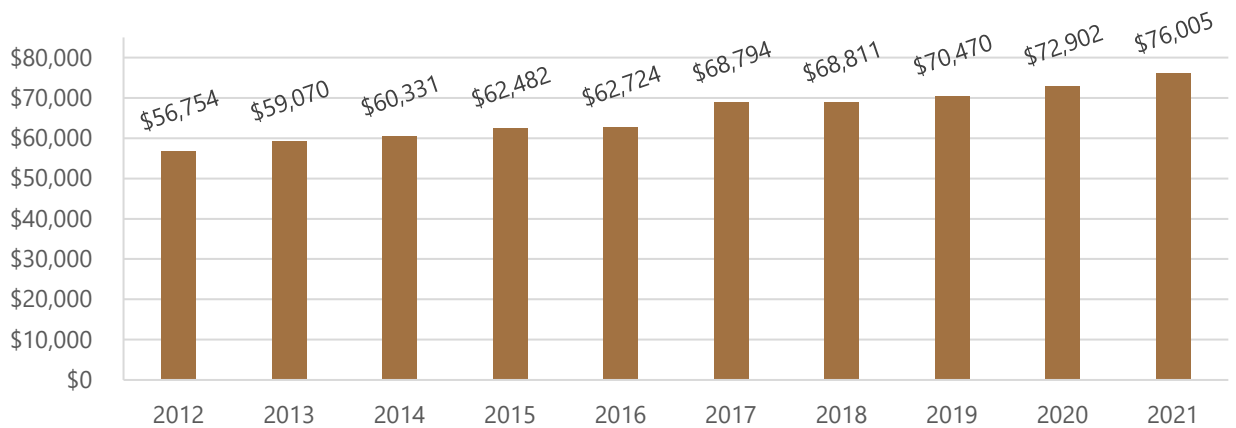
2021 Probation Personnel Expenses

	Courts of Record	City/Town Courts	Total
Chief Probation Officers	\$7,752,475	\$742,157	\$8,494,632
Probation Officers	\$72,345,646	\$471,419	\$72,817,065
Clerical Personnel	\$10,459,885	\$326,137	\$10,786,022
Other Personnel	\$4,759,873	\$66,252	\$4,826,125
Total	\$95,317,879	\$1,605,965	\$96,923,844

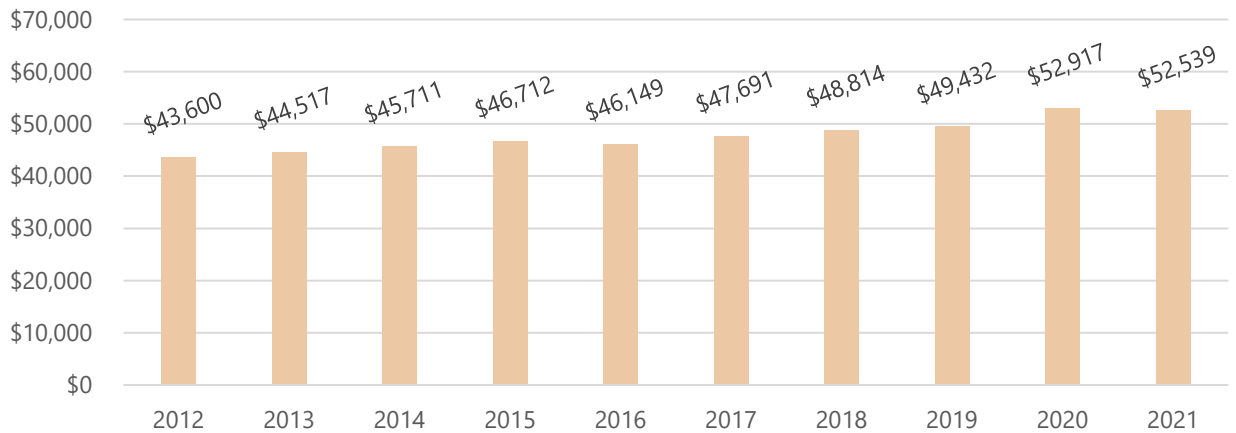
Total All Probation Personnel Expenses



Average Chief Probation Officer Salary

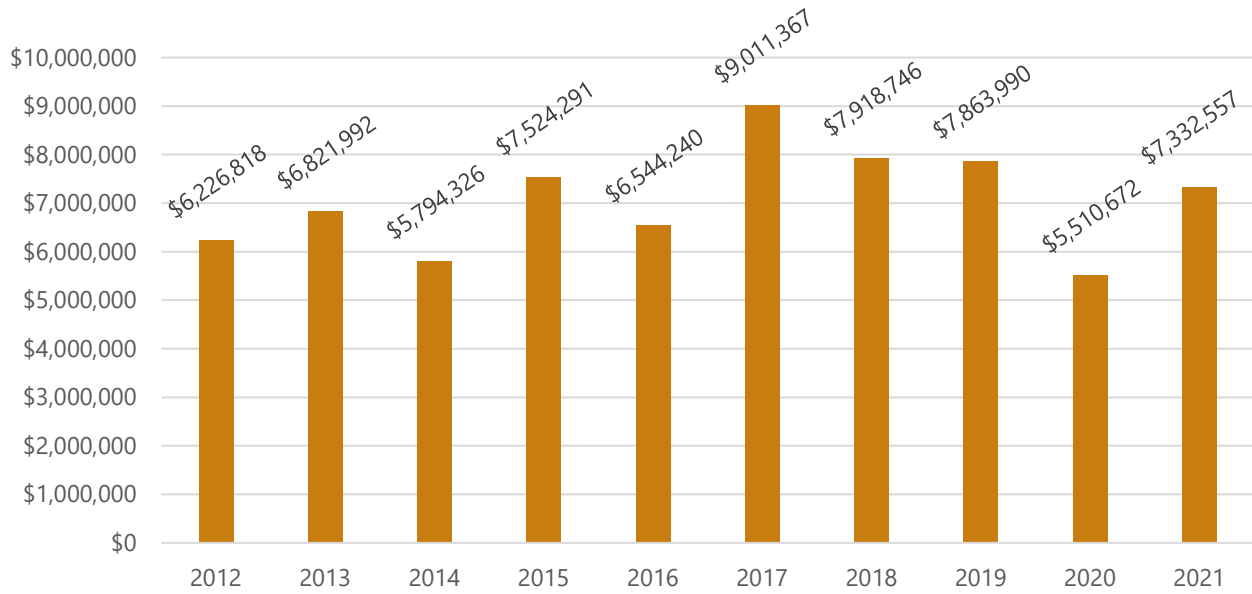


Average Probation Officer Salary



PROBATION RESTITUTION

Probation Restitution by Year



ADDITIONAL JUDICIAL BRANCH REPORTS

Indiana Supreme Court Annual Reports

Indiana Court of Appeals Reports

Indiana Tax Court Reports



INDIANA SUPREME COURT



Office of Judicial Administration
251 North Illinois Street, Suite 1600
Indianapolis, Indiana 46204
317-232-2542

courts.in.gov