

Indiana Judicial Service Report

HONORED TO SERVE

2020

Judicial Year in Review



2020

INDIANA JUDICIAL SERVICE REPORT

Judicial Year in Review



The Supreme Court of Indiana

The Honorable Loretta H. Rush, Chief Justice
The Honorable Steven H. David
The Honorable Mark S. Massa
The Honorable Geoffrey G. Slaughter
The Honorable Christopher M. Goff

Justin P. Forkner, Chief Administrative Officer
Office of Judicial Administration
251 North Illinois St., Ste. 1600
Indianapolis, IN 46204
317-232-2542

courts.in.gov

ON THE COVER

History of the Parke County Courthouse

Parke County was formed in 1821 from a portion of Vigo County. The county was named for Benjamin Parke, a distinguished attorney, jurist, and lawmaker during the Indiana territorial and early statehood periods. Parke served as Attorney General of the Indiana Territory from 1804-1808. In 1805, he was elected as the first territorial representative from Indiana to the United States House of Representatives. From 1808-1816 he served as a judge of the Supreme Court of the Indiana Territory. Later, he served as a judge for the United States District Court for Indiana from 1817-1835. The county seat of Parke County was first located in Roseville; it then moved to Armiesburg. In 1822, the county seat was moved permanently to Rockville.

The first courthouse, a two-story log house that also served as a church, was completed in 1826. The structure was located at the southern end of the courthouse square. Construction on the second courthouse, built of brick, began in 1829 and was completed in 1832. The original log building burned down in 1858, and many records were lost in the fire. The brick building remained the courthouse until 1879 when construction began on the current stone courthouse building.

The current courthouse was completed in 1882 at a cost of \$79,000. A clock and bell were added a few years later at an additional cost of \$1,500. The four faces of the clock are each six feet in diameter. It was designed by the Fort Wayne firm of Thomas Tolan and Son, which also designed seven other courthouses in Indiana and several courthouses in Ohio, Illinois, and Iowa. The architectural style of the structure is known as the Second Empire style, the most popular style for public buildings, churches, and cathedrals built in the second half of the nineteenth century and the first decade of the twentieth century in Europe, the United States, and Canada. The eclectic Second Empire style was created in France during the period of Napoleon III from 1852 to 1871 and combined many design elements from earlier periods such as the French Gothic, French Renaissance, and the French Baroque periods. A central feature of this style of architecture is a mansard roof, which is characterized by two slopes on all four sides of the structure with the lower slope often containing dormer windows. The steep slope with windows creates an extra floor of habitable space.

The boulders located at the Ohio Street entrance to the courthouse are reportedly the boulders for which the town of Rockville is named. The courthouse is located in the Rockville Historic District and was added to the National Register of Historic Places in 1993.

Front Cover: External Photo of Park County Courthouse

Back Cover: Internal Photo of Park County Courthouse

Photo Credit: Josh Hicks, Office of Communication Education & Outreach

TABLE OF CONTENTS

Introduction.....	1
Overview	2
Trends & Highlights: New Filings.....	2
Trends & Highlights: Dispositions	3
2020 Fiscal Highlights.....	4
Appointed Judicial Officers.....	13
Senior Judge Program.....	18
Court Reporter Services.....	21
2020 Financial Report of Trial Courts	26
Fiscal Report of Indiana Trial Courts (Overview)	27
Expenditures.....	28
Expenditures by All Courts.....	29
Special Notes on Expenditures for Probation Services & Juvenile Detention Centers	31
Special Note on Expenditures for Criminal Indigent Expenses	33
Revenue.....	35
Filing Fees: Costs by Case Type Collected by the Clerk.....	51
Distribution of Revenue.....	57
2020 Indiana Trial Courts Report Caseload Statistics.....	60
Summary of Caseload Reports.....	61
Case Types and Abbreviations	69
Court Services Information	70
Comparison of Cases from 2011-2020	88
Summary of 2020 New Filings by General Case Type.....	100
Cases in which Pauper Counsel was Appointed.....	107
2020 Method of Case Disposition	110
Statistical Trends.....	117
Additional Judicial Branch Reports	131

INTRODUCTION

The Indiana Judicial Service Report is an annual publication that compiles statistical data on the workload and finances of the Indiana judicial system. This report covers calendar year 2020 (CY 2020), with the exception of the Indiana Supreme Court data and certain state fiscal information, which are reported on a state fiscal year from July 1, 2019, through June 30, 2020 (SFY 2020). The Indiana Supreme Court's Indiana Office of Court Services (IOCS) publishes this report. The Indiana Judicial Service Report has been published every year since 1976.


The 2020 year brought the unforeseen challenge of adapting to the pandemic. With emergency orders, operational adjustments, remote work, and seemingly constant change, the Indiana judiciary remained steadfast in its approach to serving the people of the state.

The Judicial Year in Review includes data regarding the operation of Indiana's courts. Excerpted statistical information and earlier reports are found on the Indiana courts website at courts.in.gov.

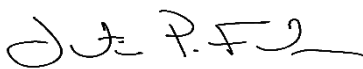
The statistical information published in this report was compiled from Quarterly Case Status Reports (QCSR) filed with IOCS by each trial court. All trial courts annually file a summary report on court revenue and a report on court expenditures and budget. The administrative offices of the appellate courts compile and publish their own caseload reports. Links to these reports are provided on page 131 of this report. Fiscal data for the state is obtained from the annual report of the Auditor of the State of Indiana.

This report is not an exact accounting of funds or of every judicial decision. It is based on aggregate summary data and presents an overview of the workload and functioning of the Indiana judiciary. It is intended to be used by trial judges to monitor caseloads in their respective courts; by trial judges and county councils in the budgeting process; by the General Assembly and its committees in legislative deliberations; by IOCS in its support of judicial administrative activities; and by the Indiana Supreme Court in meeting its responsibility to foster the administration of justice. Additionally, the information detailed in this report provides a factual basis for long-term judicial planning in the State of Indiana.

This report would not be possible without the diligent work of hundreds of Indiana judges, court employees, and clerks who ensure access to justice and serve the citizens of Indiana. IOCS is grateful for all of their assistance in publishing the Indiana Judicial Service Report each year.



Loretta H. Rush
Chief Justice of Indiana



Justin P. Forkner
Chief Administrative Officer



Mary Kay Hudson
IOCS Executive Director

OVERVIEW

Trends & Highlights: New Filings

The following information highlights new case filing statistics for Courts of Record and City and Town Courts in calendar year (CY) 2020.

Courts of Record

In CY 2020, 839,682 new cases were filed, representing a decrease of 23.9% from the previous year. The number of new cases filed in CY 2020 is 34.9% less than the number of cases filed in 2011. Of the total new cases filed, 88.3% were filed in Courts of Record.¹ Criminal cases represent 27.2% of total cases filed in CY 2020.² Infractions and Ordinance Violations constitute 24.5% of total cases filed in Courts of Record.

- Murder case filings increased 35.7%
- Estate Unsupervised case filings increased 14.2%
- Level 1 Felony case filings increased 13.4%
- Expungement case filings increased 7.4%
- Mortgage Foreclosure case filings decreased 67.6%
- Protection Order case filings decreased 59.4%
- Infraction Case filings decreased 34.7%
- Small Claims case filings decreased 34.4%

Three case types represent the largest numbers in case filings:

Case Type	Filings
Infractions	190,812
Small Claims	114,329
Misdemeanors	91,216

City and Town Courts

The 110,875 new cases filed in City and Town Courts represent a decrease of 31.8% over the previous year. The number of new cases filed in City and Town Courts in 2020 is also 71.6% less than the number filed in 2011.

¹ A Court of Record is a trial or appellate court in which a record of the proceedings is captured and preserved for the possibility of an appeal. Circuit, Superior, and Probate Courts are considered Courts of Record in Indiana, and as of July 1, 2018, Marion County Small Claims courts became Courts of Record.

² The Criminal category consists of the following case types: Murder, Felony, Class A Felony, Class B Felony, Class C Felony, Class D Felony, Level 1 Felony, Level 2 Felony, Level 3 Felony, Level 4 Felony, Level 5 Felony, Level 6 Felony, Misdemeanor, Post-Conviction Relief, and Miscellaneous Criminal.

Trends & Highlights: Dispositions

Indiana courts disposed of 916,461 cases in 2020, which represents a 29.6% decrease from the previous year. The number of cases disposed in all Indiana courts in 2020 is 44.9% less than the number disposed in 2011. Criminal cases represent 24.1% of the total cases disposed in 2020.

Three case types represent the largest number of dispositions:

Case Type	Dispositions
Infractions	265,906
Small Claims	113,161
Misdemeanors	99,773

Courts of Record

Of the total cases disposed, 80.3% were disposed in Courts of Record.

- Mental Health case dispositions increased 13.3%
- Expungement case dispositions increased 6.3%
- Reciprocal Support case dispositions decreased 53.4%
- Small Claims case dispositions decreased 48.8%

2020 Fiscal Highlights

Indiana's trial courts are financed primarily through county general revenue, with a substantial portion coming from local property taxes. State general fund revenues finance full-time judge and magistrate salaries, appellate level courts, and help defray some of the expenses associated with indigent criminal defense, guardian *ad litem* services for abused and neglected children, court interpreter services, unrepresented litigant support, civil legal aid, family courts, pretrial services, and problem-solving courts. City and town funds pay for the respective city and town courts, while the townships in Marion County (the most populous Indiana county) fund the nine Marion County Small Claims Courts.

The state spent \$173,515,263 during FY 2020 on the operation of the judicial system. In CY 2020, counties spent \$319,543,829; cities, towns, and townships spent \$18,695,310 on their respective courts, for a total annual expenditure of \$511,754,402.

All courts in the state, including city courts, town courts, and Marion County Small Claims courts, generated a total of \$126,503,197 in revenue, specifically from, fines, costs, and fees during CY 2020. Of that amount, \$66,874,099 (53%) went to state-level funds and \$51,474,193 (41%) went to a variety of county-level funds. The remaining \$8,154,905 (6%) went to various local funds. An additional \$580,578 was generated by Marion County Small Claims Courts and paid to constables for service of process in CY 2020.

An extensive overview of expenditures and revenue, including fines, costs, fees, and the distribution of revenue generated can be found in the [Financial Report of Trial Courts](#) section of this volume.

Indiana Judicial System State Funded Expenditures (FY 2020)

	Personnel Services And Fringe Benefits	Utilities	Contractual Services	Materials, Parts & Supplies	Capital Costs	Distributions to	Grants	Social Service	Administrative & Operating Expenses	Total Disbursements*
Indiana Supreme Court	\$12,140,832	\$114,078	\$869,391	\$658,165	\$214,754	\$0	\$1,589,571	\$0	\$1,601,224	\$17,188,015
Indiana Tax Court	\$633,842	\$4,306	\$7,238	\$11,399	\$7,614	\$0	\$0	\$0	\$95,294	\$759,693
Indiana Court of Appeals	\$11,397,415	\$69,979	\$580,009	\$147,231	\$72,904	\$0	\$0	\$0	\$623,270	\$12,890,808
Judges County Courts	\$74,160,762	\$0	\$0	\$0	\$0	\$0	\$0	\$0	\$0	\$74,160,762
County Prosecutors Salaries	\$26,757,212	\$0	\$0	\$0	\$0	\$0	\$0	\$0	\$0	\$26,757,212
Special Judges - County Courts	\$0	\$0	\$5,265	\$0	\$0	\$0	\$0	\$0	\$71,391	\$76,656
Trial Court Operations	\$2,984	\$0	\$0	\$0	\$0	\$0	\$1,035,222	\$0	\$290	\$1,038,496
Comm On Race & Gender Fairness	\$0	\$0	\$141,297	\$8,580	603	\$0	\$170,034	\$0	\$11,649	\$332,164
Interest Comp for Adult Offenders	\$185,528	\$0	\$0	\$0	\$0	\$0	\$0	\$0	\$50,652	\$236,180
Adult Guardianship	\$298,435	\$0	\$43,190	\$347	\$0	\$0	\$1,292,478	\$0	\$5,833	\$1,640,282
Probation Officers Training	\$410,384	228	\$133,188	\$75,272	\$6,966	\$0	\$85,456	\$0	\$68,025	\$779,518
Supreme Court IV-D	\$0	\$0	\$0	\$0	\$0	\$0	\$1,950,000	\$0	\$0	\$1,950,000
In Conf for Legal Ed Opportunity	\$92,214	\$0	\$171,179	\$1,898	\$0	\$0	\$551,900	\$0	\$2,067	\$819,259
Civil Legal Aid Fund	\$0	\$0	\$0	\$0	\$0	\$0	\$1,500,000	\$0	\$0	\$1,500,000
Veterans Problem-Solving Court	\$0	\$0	\$0	\$0	\$0	\$0	\$1,000,000	\$0	\$0	\$1,000,000
Judicial Branch Ins. Adjust Acct	\$608,242	\$0	\$0	\$0	\$0	\$0	\$0	\$0	\$0	\$608,242
Guardian Ad Litem	\$0	\$0	\$175,707	\$12,216	\$0	\$0	\$5,721,225	\$0	\$18,368	\$5,927,515
Drug and Alcohol Programs Fund	\$0	\$0	\$750	\$580	\$0	\$0	\$1,496,701	\$0	\$3,075	\$1,501,106
Supreme Ct Gf Constr. Fund	\$0	\$0	\$17,339	\$0	\$585	\$0	\$0	\$0	\$0	\$17,924
Third Party Grant Fund	\$0	\$0	\$404	\$0	\$0	\$0	\$0	\$0	\$2,198	\$2,601

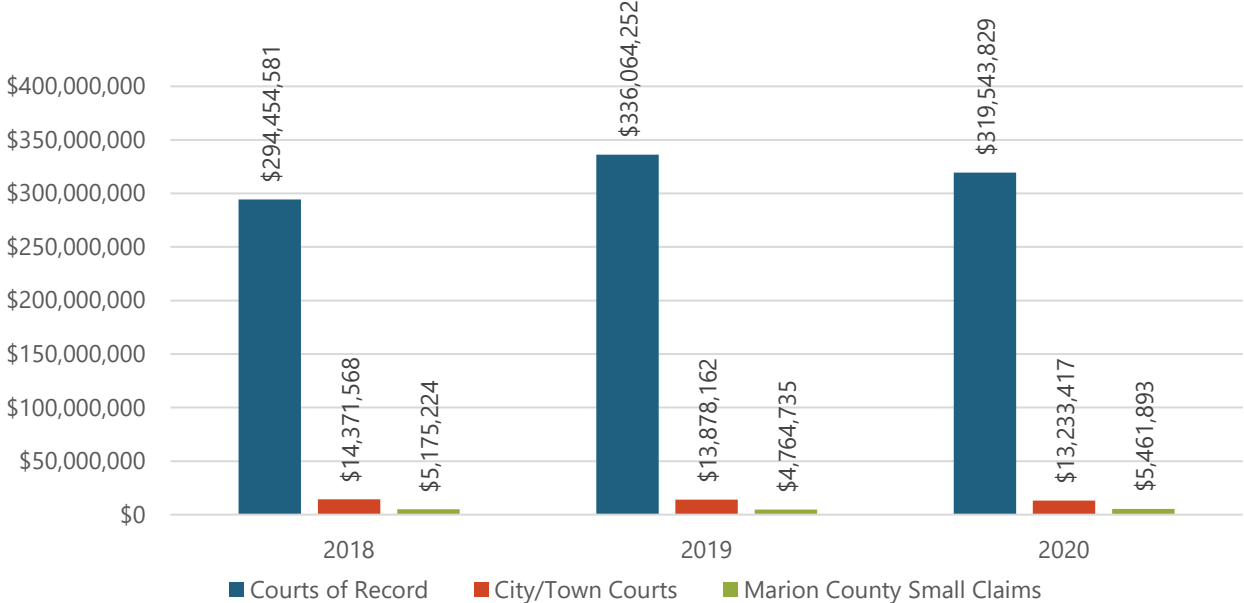
	Personnel Services And Fringe Benefits	Utilities	Contractual Services	Materials, Parts & Supplies	Capital Costs	Distributions to	Grants	Social Service	Administrative & Operating Expenses	Total Disbursements*
Disciplinary Commission	\$1,913,971	\$5,535	\$1,899	\$15,599	\$0	\$0	\$0	\$0	\$242,400	\$2,179,404
Attorney Services	\$0	\$0	\$1,433	\$434	\$0	\$0	\$0	\$0	\$18,133	\$20,000
Ace Admin and Cont. in Education	\$1,042,841	\$1,302	\$61,122	\$73,277	\$0	\$0	\$0	\$0	\$292,710	\$1,471,252
Supreme Court Third Party Gran	\$0	\$0	\$7,565	\$2,385	\$0	\$0	\$0	\$0	-\$58	\$9,892
Judges and Lawyers Assist Comm	\$659,873	\$12,049	\$17,520	\$8,082	\$0	\$0	\$0	\$0	\$76,894	\$774,418
Title IV-D Reimbursement Fund	\$0	\$0	\$1,552	\$2,301	\$0	\$0	\$70,855	\$0	\$70,948	\$145,656
Judicial Tech & Automation Project	\$1,084,207	\$0	\$55,610	\$22,419	\$0	\$0	\$0	\$0	-\$45,769	\$1,116,467
GAL/CASA Conference Account	\$0	\$0	\$1,900	\$9,755	\$0	\$0	\$0	\$0	\$0	\$11,655
Interpreter Training	\$0	\$0	\$0	-\$9	\$0	\$0	\$12,238	\$0	\$0	\$12,229
Mortgage Foreclosure Fund	\$0	\$0	-\$89,189	\$0	\$0	\$0	\$0	\$0	\$0	-\$89,189
Indiana Court Technology	\$4,419,794	\$74,487	\$9,032,203	\$1,117,515	\$2,886,666	\$0	\$0	\$0	\$1,128,833	\$18,659,498
Supreme Court Arra. Byrne Jag	\$0	\$0	\$2,945	\$14,601	\$0	\$0	\$0	\$0	\$1	\$17,546
Total	\$135,808,536	\$281,964	\$11,239,517	\$2,182,046	\$3,190,092	\$0	\$16,475,680	\$0	\$4,337,428	\$173,515,263

Summary of 2020 Expenditures

Expenditures	State*(FY 2020)	County**	City/Town	Township	Total
Personnel Salaries and Fringe Benefits	\$135,808,536	\$258,757,011	\$12,221,106	\$4,728,765	\$411,515,418
Professional Services and Charges	\$0	\$54,727,766	\$654,380	\$577,977	\$55,960,123
Capital Costs	\$3,190,092	\$2,595,268	\$91,009	\$37,198	\$5,913,567
Service by Contract	\$11,239,517				\$11,239,517
Materials, Parts & Supplies	\$2,182,046	\$3,463,784	\$266,922	\$117,953	\$6,030,705
Utilities	\$281,964	\$0	\$0	\$0	\$281,964
Grants/Other Local Gov. Distributions Social Service Payments	\$16,475,680	\$0	\$0	\$0	\$16,475,680
Total Operating	\$0	\$0	\$0	\$0	\$0
Administrative & Operating Expenses	\$4,337,428	\$0	\$0	\$0	\$4,337,428
Total Expenditures	\$173,515,263	\$319,543,829	\$13,233,417	\$5,461,893	\$511,754,402

**State information provided by Annual Report of State Auditor. **County in this chart refers to Circuit, Superior, and Probate Courts. Line items "Grants," "Distributions to Other Local Governments" and "Social Service Payments" from the State Auditor's report are combined into one total for the 2020 summary chart of expenditures.*

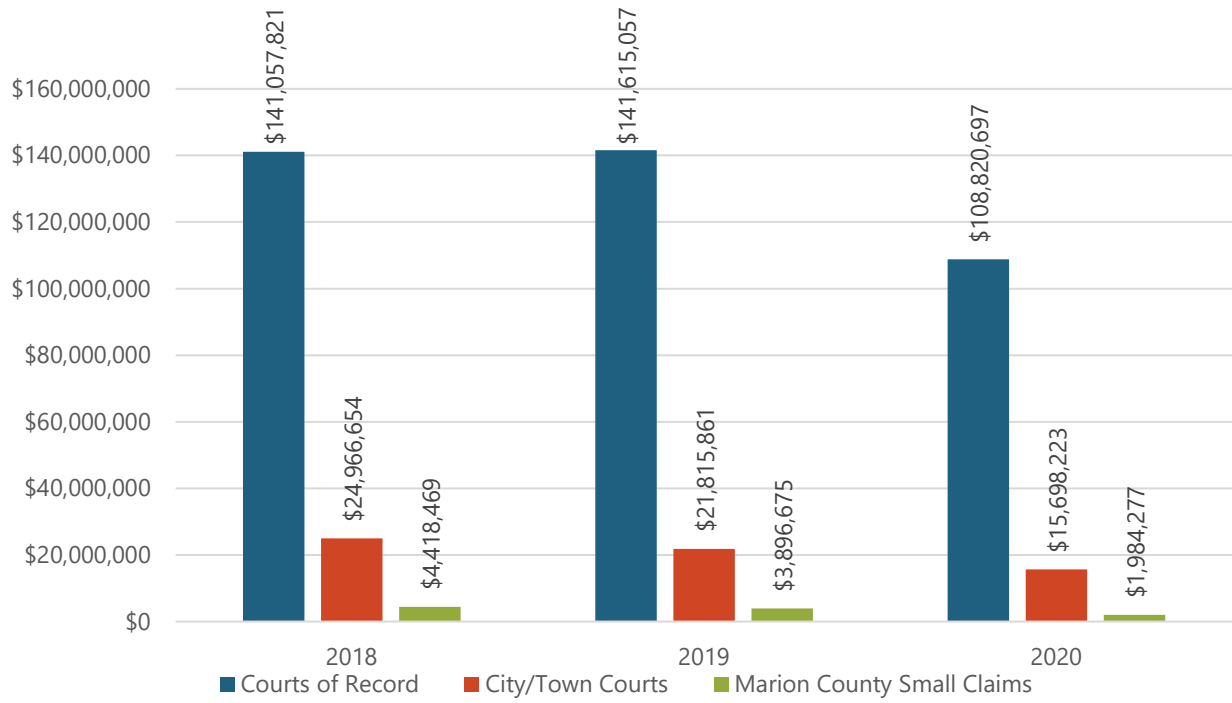
Expenditures for Courts of Record, City/Town Courts and Marion County Small Claims Courts in CY 2020



Summary of Revenues

Revenues Generated by All Courts (CY 2020)	Circuit, Superior, and Probate Courts	City and Town	Marion County Small Claims	Grand Total
State Level Funds				
To General Fund	\$43,836,636	\$6,270,331	\$409,503	\$50,516,470
To User Funds	\$9,850,115	\$1,300,294	\$425,442	\$11,575,851
To Special Funds	\$4,057,722	\$681,510	\$42,546	\$4,781,778
Total to State Funds	\$57,744,473	\$8,252,135	\$877,491	\$66,874,099
County Level Funds				
To General Fund	\$13,722,945	\$1,109,474	\$0	\$14,832,419
To User Funds	\$11,281	\$0	\$0	\$42,790
To Special Funds	\$35,294,665	\$1,229,461	\$106,367	\$36,598,984
Total to County Funds	\$49,028,891	\$2,338,935	\$106,367	\$51,474,193
Local Level Funds				
To General Fund	\$1,880,356	\$2,507,014	\$957,783	\$5,345,153
To User Funds	\$0	\$0	\$0	\$0
To Special Funds	\$166,977	\$2,600,139	\$42,636	\$2,809,752
Total to Local Funds	\$2,047,333	\$5,107,153	\$1,000,419	\$8,154,905
Total Generated Funds	\$108,820,697	\$15,698,223	\$1,984,277	\$126,503,197
Others				
To Marion County Township Constables for Personal Service or Certified Mail				\$580,578

Revenues Generated for CY 2020



Financial Comparison of Indiana's Judicial System

Years	Expenditures on Judicial System				Revenues Generated by Indiana Courts			
	State	County	City, Town & Township	Total	For State Funds	For County Funds	For Local Funds	Total
FY '08-'09	\$137,545,752							
CY 2009		\$245,283,348	\$16,683,708	\$399,512,808	\$116,564,668	\$96,295,554	\$17,507,841	\$230,368,063
FY '09-'10	\$132,167,046							
CY 2010		\$244,409,818	\$16,756,441	\$393,333,305	\$120,759,354	\$93,474,316	\$18,422,382	\$232,656,052
FY '10-'11	\$130,687,696							
CY 2011		\$245,127,414	\$16,685,328	\$392,500,438	\$108,232,773	\$86,693,318	\$16,925,474	\$211,851,565
FY '11-'12	\$123,404,206							
CY 2012		\$246,393,037	\$16,974,777	\$386,772,020	\$103,337,052	\$85,643,385	\$16,721,156	\$205,701,593
FY '12-'13	\$133,429,682							
CY 2013		\$286,525,439	\$18,734,495	\$438,689,616	\$96,078,443	\$83,580,775	\$15,135,903	\$194,795,121
FY '13-'14	\$141,485,332							
CY 2014		\$298,904,950	\$19,194,894	\$459,585,176	\$86,164,355	\$73,913,837	\$13,523,648	\$173,601,840
FY '14-'15	\$149,968,739							
CY 2015		\$304,283,329	\$19,283,819	\$473,535,887	\$88,680,759	\$70,625,340	\$15,712,921	\$175,019,020
FY '15-'16	\$143,984,488							
CY 2016		\$276,325,929	\$19,636,226	\$439,946,643	\$90,040,604	\$69,201,839	\$14,327,986	\$173,570,429
FY '16-'17	\$160,549,502							
CY 2017		\$290,565,879	\$19,791,171	\$470,906,552	\$90,258,721	\$65,951,685	\$14,084,077	\$170,294,483
FY '17-'18	\$154,944,714							
CY 2018		\$294,454,581	\$19,546,792	\$468,946,087	\$90,911,976	\$66,334,189	\$13,196,779	\$170,442,944
FY '18-'19	\$157,997,034							
CY 2019		\$336,064,252	\$18,642,897	\$512,704,183	\$89,037,810	\$66,965,676	\$11,324,107	\$167,327,593
FY '19-'20	\$173,515,263							
CY 2020		\$319,543,829	\$18,695,310	\$511,754,402	\$66,874,099	\$51,474,193	\$8,154,905	\$126,503,197

**State expenditure information provided by Annual Report of State Auditor. County expenditures in this chart refers to Circuit, Superior, and Probate Courts.*

Grant Disbursements

The Indiana Supreme Court makes grant opportunities available each year to assist Indiana courts and justice partners for funding upgrades to operations, innovative justice initiatives, scholarships and more. Grant administration within the Court is primarily performed by staff within the Education, Justice Services, and Children and Families divisions. These divisions are currently responsible for the management and oversight of over 15 different grant and scholarship programs.

During the CY 2020, the Indiana Supreme Court awarded \$15.4 million in state funded grants and scholarships. Of the \$15.4 million in payments that were made, \$13.6 million in funding went to 88 of Indiana's 92 counties. The remaining \$1.8 million was granted to non-profit organizations and higher education institutions in Indiana.

Division	Grant Type	Grant Payments
Education Division	Education Scholarships	\$6,759
Justice Services Division	Court Alcohol and Drug Program Grants	\$12,672
Justice Services Division	Court Alcohol and Drug Program Scholarships	\$3,484
Justice Services Division	Family Recovery Court Grants	\$1,024,690
Justice Services Division	Pretrial Grants	\$2,579,607
Justice Services Division	Problem Solving Court Grants	\$579,416
Justice Services Division	Veterans Court Grants	\$1,258,734
Children and Families Division	Civil Legal Aid Grants	\$1,500,000
Children and Families Division	Commercial Court Grants	\$253,236
Children and Families Division	Court Interpreter Grants	\$409,081
Children and Families Division	Court Reform Grants	\$178,357
Children and Families Division	Family Court Grants	\$66,398
Children and Families Division	Guardian <i>Ad Litem</i> /Court Appointed Special Advocates Grants	\$5,923,880
Children and Families Division	Indiana Conference for Legal Education Opportunity Grants/Scholarships	\$337,300
Children and Families Division	Volunteer Advocates for Seniors or Incapacitated Adults Grants	\$1,290,678
Total Grants		\$15,424,291

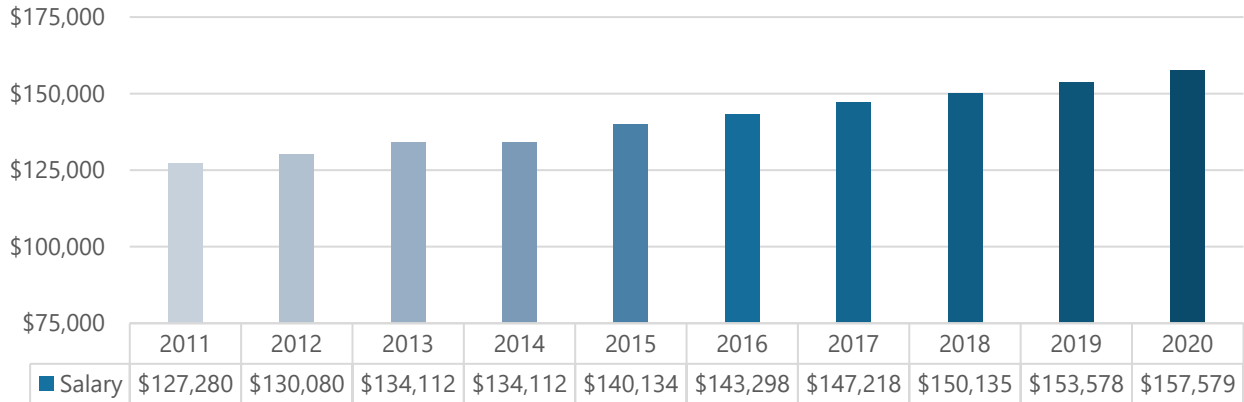
Appointed Judicial Officers

Appointed judicial officers, including magistrates, commissioners, and referees, assist the judge with the court's caseload. Frequently courts share appointed officers based on case types, caseload, extended absences, etc. Appointed judicial officers are considered "regularly assigned" judicial officers and are included when IOCS compiles the Weighted Caseload Report. The following describes each type of appointed officer:

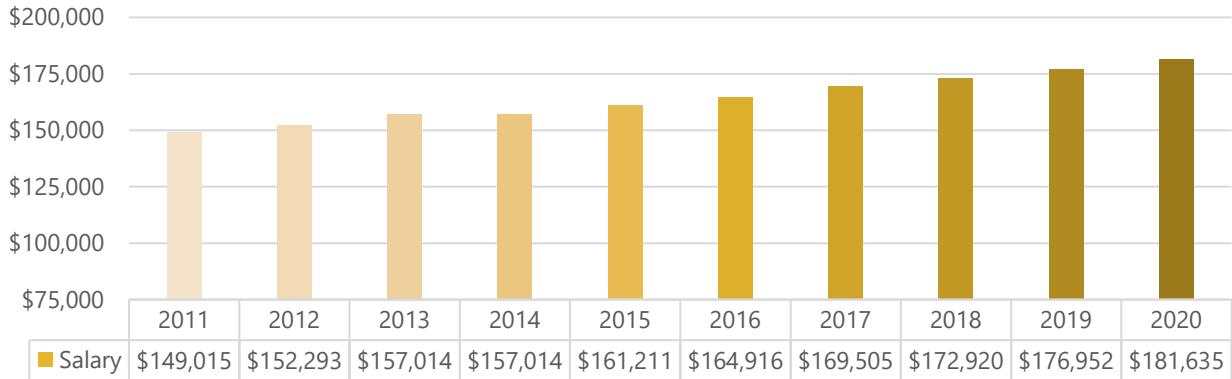
- **Magistrates:** Magistrates are full-time employees who serve in one or more courts. A magistrate is an attorney appointed by the county judges but paid by the state. A magistrate has most of the powers of a judge; however, they cannot issue judicial mandates. Juvenile court magistrates may be appointed in judicial circuits with a population of at least 50,000. A juvenile court magistrate is paid partially by the state and partially by the county.
- **Commissioners/Master Commissioners:** Commissioners/Master Commissioners generally have the same jurisdiction as magistrates but are paid by the county. The presiding judge must countersign all final appealable orders. All counties with a voting population over 7,000 may appoint a probate commissioner (Ind. Code § 29-2-2-1).
- **Referees:** A referee is appointed by a circuit or superior court judge, serves at the pleasure of the judge, and performs the duties assigned by the judge. Referees are appointed to serve in various courts including special courts such as domestic relations courts (Ind. Code § 31-12-1-9), certain juvenile courts (Ind. Code § 31-31-3-6), and small claims divisions of superior and circuit courts (Ind. Code § 33-29-3-3). Based on assignments, referees make ruling recommendations to the presiding judge but do not enter rulings independently. Some small claims referees are paid by the state, but most referees are paid by the county.

Judicial Salaries 2011-2020

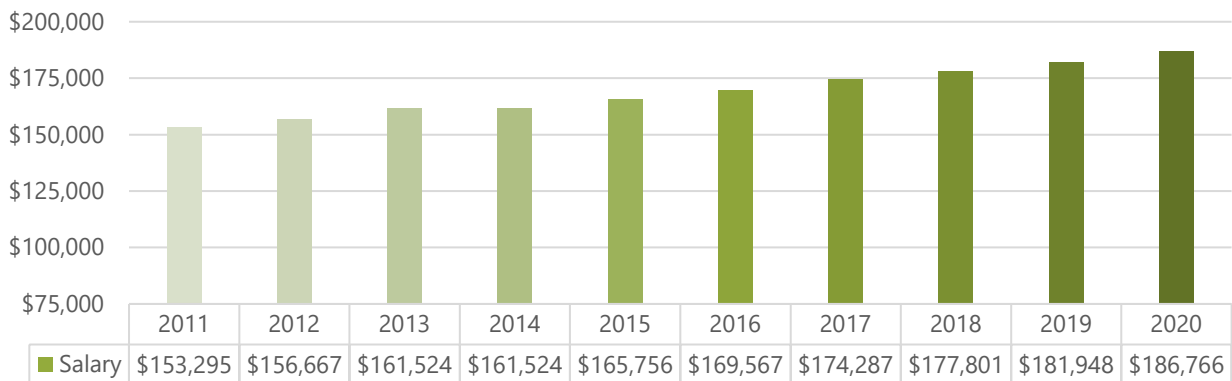
Trial Court Salaries



Court of Appeals and Tax Court Salaries



Indiana Supreme Court Salaries



Total Judicial Officer Positions and County Population *

*As of December 2020

County	Judges	Magistrate	Juv. Magistrate	Comm./Ref. Full - Time	Comm./Ref. Part- Time	Small Claims Court Judges	Total Court of Record Officers	City Court Judges	Town Court Judges	Total City and Town Court	Population as of July 1, 2020
Adams	2						2				35,839
Allen	10	9	4				23				382,187
Bartholomew	3	1	1		1		6				84,447
Benton	1						1				8,741
Blackford	2						2				11,782
Boone	3		1		1		5		3	3	69,347
Brown	1	1					1				15,112
Carroll	2						2	1		1	20,228
Cass	3						3				37,388
Clark	4	4					8		1	1	119,266
Clay	2						2				26,246
Clinton	2						2	1		1	32,206
Crawford	1						1				10,629
Daviess	2				1		3				33,505
Dearborn	2.5	0.5					3	1		1	49,824
Decatur	2						2				26,584
DeKalb	3						3	1		1	43,670
Delaware	5		1	1			7	1		1	113,454
Dubois	2						2				42,542
Elkhart	7	2	1	1			11	3		3	206,161
Fayette	2						2				22,892
Floyd	4	1					5				78,936
Fountain	1				1		2	1		1	16,511
Franklin	2						2				22,761
Fulton	2						2				20,018
Gibson	2						2				33,825
Grant	4		1				5	2		2	65,225
Greene	2	1					3				32,203
Hamilton	7	3		1			11	3		3	344,238
Hancock	3			1			4				79,553
Harrison	2				1		3				40,682

County	Judges	Magistrate	Juv. Magistrate	Comm./Ref. Full - Time	Comm./Ref. Part-Time	Small Claims Court Judges	Total Court of Record Officers	City Court Judges	Town Court Judges	Total City and Town Court	Population as of July 1, 2020
Hendricks	6	2					8		3	3	173,251
Henry	3			1			4	1		1	48,033
Howard	5	1			1		7				82,732
Huntington	2			1			3				36,395
Jackson	3				1		4				44,222
Jasper	2						2				33,440
Jay	2						2	1		1	20,416
Jefferson	2	1					3				32,110
Jennings	2						2				27,515
Johnson	5	1	1				7	2		2	160,607
Knox	3						3	1		1	36,522
Kosciusko	5						5				78,988
LaGrange	2						2				40,119
Lake	17	9	6	3	2		37	5	3	8	487,536
LaPorte	5	2	1				8				109,663
Lawrence	3			1			4				45,496
Madison	6	2		3	1		12	2	2	4	129,681
Marion	37	26	16	4	1	9	93	1	1	2	966,183
Marshall	3						3				46,108
Martin	1						1				10,079
Miami	3						3	1		1	35,328
Monroe	9			1			10				148,219
Montgomery	3						3				38,365
Morgan	4	1					5	1	1	2	70,707
Newton	2						2				13,907
Noble	3						3				47,832
Ohio	0.5	0.5					1				5,892
Orange	2						2				19,651
Owen	2			1			3				20,833
Parke	1						1				16,871
Perry	1	1					2				19,154
Pike	1				1		2				12,378
Porter	6	3		1			10				170,980

County	Judges	Magistrate	Juv. Magistrate	Comm./Ref. Full - Time	Comm./Ref. Part-Time	Small Claims Court Judges	Total Court of Record Officers	City Court Judges	Town Court Judges	Total City and Town Court	Population as of July 1, 2020
Posey	2						2				25,275
Pulaski	2						2				12,388
Putnam	2	1			1		4				37,469
Randolph	2						2	2		2	24,191
Ripley	2						2	1		1	28,448
Rush	2						2				16,649
St. Joseph	10	10		1			21		1	1	271,484
Scott	2	1					3				23,788
Shelby	3	1					4				44,871
Spencer	1						1				20,225
Starke	1	1					2	1		1	23,049
Steuben	2	1					3		1	1	34,831
Sullivan	2						2				20,578
Switzerland	1						1				10,724
Tippecanoe	7	1	1		1		10	1		1	196,115
Tipton	1				1		2				15,227
Union	1						1				7,119
Vanderburgh	8	8	1	1	1		19				182,447
Vermillion	1						1	1		1	15,329
Vigo	6	1	1	1			9	1		1	106,608
Wabash	2						2	1		1	30,784
Warren	1						1				8,194
Warrick	3	1					4				63,269
Washington	2						2				28,213
Wayne	4		1	1			6		1	1	65,778
Wells	2						2	1		1	28,142
White	2						2				24,165
Whitley	2						2				34,378
Total	318	98	37	24	16	9	502	38	17	55	6,754,953

Indiana's estimated population figures were provided by [Indiana Public Data Utility](#).

Senior Judge Program

The Senior Judge Program consists of a pool of retired judges who have been certified by the Judicial Qualifications Commission as meeting the senior judge requirements found in Administrative Rule 5(B)(3). In 2020, 93 individuals provided services to trial courts as senior judges, delivering services equivalent to that of 19 full-time elected or regularly assigned judicial officers.

Senior judges provide judicial services at a lower cost than that of an elected or regularly assigned judicial officer and aid the judiciary by serving as judges and performing other tasks to assist the judiciary in managing caseloads and enabling cases to be processed more efficiently. Eight senior judges served the Appellate Court, and one served the Tax Court.

Trial Court Senior Judges	
Total Number of Trial Court Senior Judges	93
Number of Trial Court Senior Judges Receiving Benefits (Whole or Partial)	85
Total Trial Court Senior Judge Benefits Cost	\$698,253
Days of Service by Senior Judges in Trial Courts	3,331
Total Cost for Trial Court Senior Judges Per Diem and Benefits	\$1,296,386
Court of Appeals and Tax Court Senior Judges	
Total Number of Court of Appeals and Tax Court Senior Judges	9
Days of Service by Appellate Court Senior Judges	310
Total Cost of Court of Appeals and Tax Court Senior Judges Per Diem and Benefits	\$149,385
Additional Senior Judge Information	
Senior Judge Time Equivalent to Judicial Officers	19
Additional costs - travel reimbursements	\$72,744
Total cost of Senior Judge Program	\$1,518,515
Avg. cost of Salary and Benefits of Regular Trial Court Judge	\$160,818
*Equivalent cost of 19 full-time Trial Court Judges	\$3,102,794

**Senior Judge Time Equivalent to Judicial Officers multiplied by Average cost of Salary and Benefits of Regular Trial Court Judge (19 x \$160,818)*

Historical Information Regarding Senior Judge Service

	2013	2014	2015	2016	2017	2018	2019	2020
Senior Judge Days Served	4,116	3,466	3,990	3,769	4,035	3,811	4,360	3,331
Hours Per Day	7.5	7.5	7.5	7.5	7.5	7.5	7.5	7.5
Total Hours Served by Senior Judges	30,870	25,994	29,924	28,274	30,264	28,583	32,706	24,986
Weighted Caseload Case-Related Hours Available Per Judicial Officer	1,344	1,344	1,344	1,344	1,344	1,295	1,295	1,295
Senior Judge Time Equivalent to Judicial Officers	23	19	22	21	23	22	24	19
Cost of Senior Judge Performing Work Equivalent to One Regular Judicial Officer	\$60,910	\$57,106	\$60,884	\$58,431	\$63,080	\$71,112	\$69,647	\$70,962
*Minimal Cost of Trial Court Senior Judge Service: Benefits plus 30 days	\$12,665	\$12,199	\$17,121	\$13,218	\$11,678	\$14,671	\$14,635	\$13,465

**Daily rate for a senior judge (currently \$175) multiplied by (30 days), plus Trial Court Senior Judge benefits cost (\$698,253) divided by (Trial Court Senior Judges Receiving Benefits (85) for a total of \$13,465.*

Special Judges

Appointment in Civil Cases

A change of judge in a civil case can arise in two basic scenarios: (1) a motion for change of judge under Ind. Trial Rule 76, and (2) disqualification or recusal under T.R. 79(C).

Regardless of the reason for naming a special judge, the first step under T.R. 79(D) is to give the parties seven (7) days to agree on a special judge. A judge selected under T.R. 79(D) then has seven (7) days from the date the appointment is noted on the Chronological Case Summary to decide whether to accept the case.

If a special judge is not obtained under T.R. 79(D), the next step is selection pursuant to local rule as provided in T.R. 79(H). A special judge selected by local rule may not simply decline to accept the case. The selected judge must accept the case unless that judge is disqualified pursuant to the Code of Judicial Conduct, ineligible to serve under this rule, or excused by the Supreme Court. If a special judge is not obtained pursuant to local rule, or if the circumstances of the case warrant, the case may be certified to the Supreme Court for the appointment of a special judge.

Appointment in Criminal Cases

A change of judge in a criminal case is controlled by Ind. Criminal Rule 13. In all counties a special judge is selected in the same manner used to select the original judge. When this process does not result in obtaining a special judge then a selection is made pursuant to local rule. The local rule required by Crim. R. 2.2 must include an alternative assignment list with 1) judges from contiguous counties; 2) judges from within the county's administrative district as set out in Ind. Administrative Rule 3(A); and 3) senior judges assigned to the court. Crim. R. 13(C).

The judge selected as special judge under a local rule must accept jurisdiction unless disqualified pursuant to the Code of Judicial Conduct, ineligible to serve under this rule, or excused by the Supreme Court.

Appointment by the Indiana Supreme Court

The Indiana Supreme Court is responsible for appointing a special judge to hear a case when a local rule does not result in the selection of a special judge, the submission of a case has been withdrawn from the judge under Civil or Criminal procedure rules, in judicial mandate actions, or when particular circumstances of a case warrant an appointment.

Pursuant to Trial Rules 76,79,79.1, there were 2,172 instances when the reporting judge of a court accepted jurisdiction for special judge service in other courts and 2,555 instances when a judge from another court accepted jurisdiction over a case as special judge from the reporting court.

Indiana Trial Rules 53.1, 53.2, and Indiana Criminal Rule 15

The Indiana Supreme Court's Chief Administrative Officer is charged with evaluating requests to remove a case from a judge who allegedly has not ruled in a timely manner as provided in Indiana Trial Rules 53.1 and 53.2 and Indiana Criminal Rule 15.

Seeking the removal of a judge begins with the filing of a *praecipe* with the trial court clerk. The clerk forwards the *praecipe* and the chronological case summary to the Chief Administrative Officer for review and determination whether an inappropriate delay of a decision or ruling has occurred.

In CY 2020, the Chief Administrative Officer reviewed 83 requests for removal of cases; 13 were granted.

Court Reporter Services

Indiana trial court reporters are responsible for keeping the record of proceedings and preparing a transcript when requested. Court reporters are county employees, but most also derive additional income from the preparation of transcripts as allowed by Indiana Administrative Rule 15 and local court rule.

Parties in a case request a transcript of the court proceedings for an appeal or for reviewing the events that occurred in court. The timely preparation of transcripts is an important element of the appellate process.

The Indiana Supreme Court must approve any amendments to local court rules impacting court reporters under Indiana Administrative Rule 15. Because local court rules dictate the amount allowed to be charged for transcript preparation, rates vary by county. Additional information on individual county local rules governing Court Reporter service fees can be found at in.gov/courts/local/.

Each year, court reporters are required to report the total money received for the preparation of transcripts for depositions, government transcripts, and for hearings and appeals of indigent and non-indigent parties. In CY 2020, 441 court reporters filed a report of additional income earned from transcription services totaling of \$980,573. This is an average of \$2,223 per court reporter for transcription services. The following table and pie chart presents a summation of court reporter income received for transcription services outside of the court reporters regular working hours

2020 Court Reporter Income by County

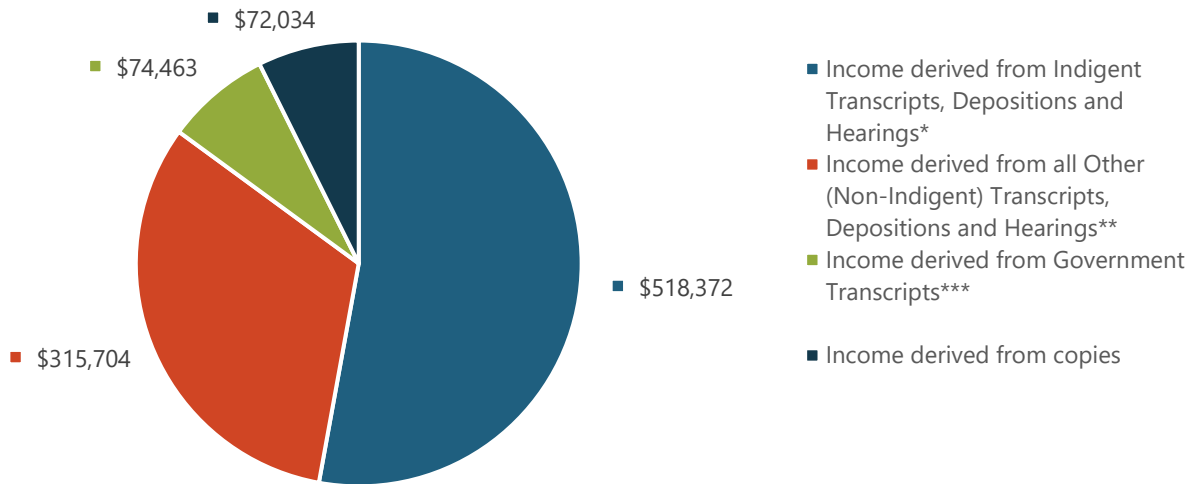
County Name	Number of Court Reporters	Income derived from Indigent Transcripts, Depositions and Hearings	Income derived from Government Transcripts	Income derived from all other (Non-Indigent) Transcripts, Depositions and Hearings	Income derived from Copies	Total Income derived from (all sources)
Adams	4	\$2,186	\$1,561	\$50	\$17	\$3,814
Allen	9	\$2,219	\$499	\$7,999	\$463	\$11,179
Bartholomew	6	\$6,468	\$1,155	\$1,655	\$0	\$9,278
Benton	1	\$0	\$1,090	\$43	\$0	\$1,132
Blackford	3	\$131	\$0	\$642	\$0	\$773
Boone	3	\$6,882	\$1,296	\$3,880	\$727	\$12,785
Brown	4	\$3,726	\$10,732	\$2,179	\$0	\$16,638
Carroll	3	\$0	\$300	\$1,618	\$0	\$1,918
Cass	3	\$4,155	\$0	\$2,103	\$0	\$6,258
Clark	4	\$27,714	\$83	\$3,588	\$0	\$31,385
Clay	2	\$0	\$0	\$1,008	\$0	\$1,008
Clinton	1	\$1,970	\$260	\$1,896	\$23	\$4,149
Crawford	1	\$990	\$0	\$565	\$0	\$1,555
Daviess	5	\$668	\$140	\$792	\$0	\$1,600
Dearborn	7	\$8,061	\$1,398	\$3,044	\$1,138	\$13,640
Decatur	4	\$0	\$0	\$0	\$0	\$0
DeKalb	5	\$7,375	\$0	\$2,788	\$0	\$10,164
Delaware	8	\$13,800	\$4,870	\$3,377	\$726	\$22,774
Dubois	10	\$0	\$0	\$4,672	\$0	\$4,672
Elkhart	9	\$8,452	\$1,068	\$7,070	\$830	\$17,420
Fayette	1	\$0	\$0	\$968	\$0	\$968
Floyd	4	\$17,115	\$0	\$1,161	\$0	\$18,276
Fountain	2	\$0	\$0	\$0	\$0	\$0
Franklin	4	\$0	\$0	\$0	\$0	\$0
Fulton	2	\$0	\$0	\$3,324	\$0	\$3,324
Gibson	5	\$0	\$0	\$0	\$0	\$0
Grant	3	\$5,386	\$0	\$1,419	\$148	\$6,952
Greene	7	\$6,488	\$0	\$720	\$0	\$7,208
Hamilton	7	\$6,549	\$9,794	\$22,801	\$94	\$39,238
Hancock	5	\$1,194	\$1,627	\$5,296	\$1,180	\$9,296
Harrison	5	\$0	\$0	\$0	\$0	\$0

County Name	Number of Court Reporters	Income derived from Indigent Transcripts, Depositions and Hearings	Income derived from Government Transcripts	Income derived from all other (Non-Indigent) Transcripts, Depositions and Hearings	Income derived from Copies	Total Income derived from (all sources)
Hendricks	15	\$27,089	\$1,521	\$9,889	\$442	\$38,940
Henry	3	\$1,480	\$0	\$2,555	\$0	\$4,035
Howard	3	\$0	\$0	\$1,490	\$0	\$1,490
Huntington	1	\$1,745	\$0	\$115	\$0	\$1,861
Jackson	13	\$0	\$0	\$0	\$0	\$0
Jasper	4	\$2,623	\$0	\$2,792	\$0	\$5,415
Jay	1	\$0	\$0	\$0	\$0	\$0
Jefferson	3	\$11,421	\$0	\$225	\$5,137	\$16,783
Jennings	7	\$0	\$0	\$0	\$0	\$0
Johnson	6	\$3,180	\$0	\$6,740	\$73	\$9,993
Knox	3	\$0	\$0	\$0	\$0	\$0
Kosciusko	6	\$207	\$3,550	\$7,741	\$1,031	\$12,529
LaGrange	2	\$0	\$0	\$0	\$0	\$0
Lake	11	\$384	\$269	\$29,895	\$4,537	\$35,085
LaPorte	4	\$38,556	\$300	\$1,605	\$10,000	\$50,461
Lawrence	6	\$66	\$0	\$165	\$0	\$231
Madison	3	\$15,686	\$206	\$3,423	\$400	\$19,715
Marion	35	\$73,419	\$5,085	\$46,266	\$3,639	\$128,408
Marshall	3	\$3,784	\$0	\$1,649	\$0	\$5,433
Martin	3	\$0	\$0	\$0	\$0	\$0
Miami	2	\$2,628	\$0	\$250	\$0	\$2,878
Monroe	27	\$16,146	\$528	\$5,773	\$99	\$22,546
Montgomery	2	\$15,303	\$40	\$1,344	\$0	\$16,687
Morgan	6	\$7,428	\$419	\$2,939	\$2,867	\$13,652
Newton	2	\$1,838	\$396	\$982	\$0	\$3,215
Noble	3	\$1,614	\$4,228	\$3,127	\$0	\$8,969
Orange	4	\$4,301	\$960	\$1,206	\$2,665	\$9,131
Owen	2	\$740	\$2,212	\$1,185	\$27	\$4,164
Parke	1	\$3,452	\$0	\$911	\$0	\$4,362
Pike	3	\$211	\$0	\$119	\$0	\$330
Porter	6	\$15,366	\$83	\$22,232	\$4,997	\$42,677
Posey	9	\$509	\$221	\$587	\$0	\$1,316
Pulaski	1	\$1,176	\$332	\$883	\$0	\$2,391

County Name	Number of Court Reporters	Income derived from Indigent Transcripts, Depositions and Hearings	Income derived from Government Transcripts	Income derived from all other (Non-Indigent) Transcripts, Depositions and Hearings	Income derived from Copies	Total Income derived from (all sources)
Putnam	4	\$484	\$0	\$686	\$294	\$1,464
Randolph	4	\$2,274	\$446	\$846	\$351	\$3,917
Ripley	4	\$2,678	\$9,982	\$3,252	\$0	\$15,912
Rush	2	\$1,027	\$0	\$826	\$0	\$1,853
St. Joseph	10	\$11,683	\$1,425	\$7,981	\$858	\$21,947
Scott	2	\$955	\$0	\$2,748	\$0	\$3,703
Shelby	2	\$2,740	\$1,679	\$153	\$0	\$4,571
Spencer	3	\$11,160	\$1,375	\$3,413	\$16,434	\$32,382
Starke	1	\$0	\$0	\$0	\$0	\$0
Steuben	2	\$7,085	\$0	\$60	\$0	\$7,145
Sullivan	6	\$2,361	\$0	\$67	\$0	\$2,427
Switzerland	1	\$2,168	\$0	\$119	\$0	\$2,287
Tippecanoe	5	\$9,107	\$466	\$9,066	\$189	\$18,828
Tipton	1	\$120	\$0	\$195	\$0	\$315
Union	2	\$84	\$256	\$0	\$0	\$340
Vanderburgh	14	\$10,242	\$638	\$7,755	\$629	\$19,264
Vermillion	2	\$340	\$0	\$0	\$92	\$432
Vigo	6	\$28,956	\$385	\$3,688	\$75	\$33,104
Wabash	2	\$6,480	\$45	\$345	\$0	\$6,870
Warren	1	\$1,302	\$0	\$242	\$0	\$1,544
Warrick	9	\$5,782	\$214	\$17,400	\$10,031	\$33,427
Washington	7	\$4,784	\$180	\$5,611	\$793	\$11,367
Wayne	5	\$10,836	\$670	\$892	\$0	\$12,398
Wells	2	\$7,630	\$261	\$2,008	\$0	\$9,899
White	3	\$0	\$225	\$2,037	\$0	\$2,262
Whitley	4	\$6,216	\$0	\$5,571	\$1,031	\$12,818
Total	441	\$518,372	\$74,463	\$315,704	\$72,034	\$980,573

**Income reported in the above table was received for transcripts prepared outside of the court reporter's regular duties.*

Total Income for Transcription Service



	2015	2016	2017	2018	2019	2020
Number of Court Reporters	584	564	499	500	583	441
Total Money Generated	\$1,797,218	\$1,966,052	\$1,416,922	\$1,446,014	\$1,471,918	\$980,573

*Income derived from Indigent Transcripts, Dispositions and Hearings – court ordered transcripts, dispositions and hearings prepared for individuals declared unable to pay.

**Income derived from all Other Transcripts, Dispositions and Hearings – transcripts generally paid for by attorneys or non-indigent pro se litigants.

***Income derived from Government Transcripts – transcripts typically paid for by state public defenders, county public defenders, prosecuting attorneys, and other government agencies.

2020 FINANCIAL REPORT OF TRIAL COURTS

2020 Financial Report of Trial Courts	26
Fiscal Report of Indiana Trial Courts (Overview)	27
Expenditures.....	28
Expenditures by All Courts.....	29
Special Notes on Expenditures for Probation Services & Juvenile Detention Centers	31
Probation Services	31
Juvenile Detention Centers.....	31
Special Note on Expenditures for Criminal Indigent Expenses	33
Revenue.....	35
2020 Revenues Generated by Circuit, Superior and Probate Courts	36
2020 Revenues Generated by City and Town Courts.....	38
2020 Revenues Generated by Marion County Small Claims Courts.....	39
Costs and Fees Routinely Charged in all Cases	40
Fees Charged Routinely in Criminal, Civil Violation (Infraction and Ordinance Violation), Deferral, and Pretrial Diversion Cases.....	41
Fees Charged in Civil, Small Claims, Juvenile, and Probate Cases.....	47
Other Sources of Revenue.....	49
Marion County Small Claims Court Revenue References.....	50
Filing Fees: Costs by Case Type Collected by the Clerk.....	51
Criminal Cases	51
Juvenile Cases.....	52
Civil Cases.....	52
Small Claims Cases [Except Marion County Small Claims (township) Courts].....	53
Probate Cases.....	53
Small Claims Cases filed in Marion County Small Claims Courts (township).....	54
Infraction/Ordinance Violation Cases.....	54
Seatbelt Violations.....	55
Child Restraint System Violations	55
Prosecutorial Pretrial Diversion Program (for certain level 6 and level 5 felonies and misdemeanors).....	55
Prosecutorial Deferral Program (for infractions and local ordinance violations)	56
Miscellaneous Fee Type Notes.....	56
Distribution of Revenue.....	57
General Revenue Fund	57
State User Fee Fund	57
County and City/Town User Fee Funds	58
Revenue Unique to Marion County Small Claims Courts.....	59

Fiscal Report of Indiana Trial Courts (Overview)

IOCS is directed by Ind. Code § 33-24-6-3(a)(2) to collect and compile statistical data on the receipt and expenditure of public monies for the operation of the courts. The financial information is gathered on an annual basis at the close of each calendar year.

Each court must submit to IOCS its Report on Court Revenue (Revenue Report) and its Report on Budget & Expenditures (Budget & Expenditure Report). IOCS also requests a Budget & Expenditure Report from each probation department, juvenile detention center, and public defender program that maintains a budget separate from a court.

The information in this financial overview presents the reported expenditures and revenue generated through the operation of the courts. Requested and approved trial court budgets are reported to IOCS but are not published.

EXPENDITURES

Indiana's judicial system is funded by a combination of county tax revenues, user fees, and state appropriations. The Indiana Supreme Court, Court of Appeals of Indiana, and Indiana Tax Court are funded through appropriations from the State General Fund. The Indiana State Auditor's Report is posted online at in.gov/auditor and contains information about the expenditures of these courts and other state-level expenditures on judicial functions. Relevant portions of that report are reflected here.

Indiana's trial courts are funded primarily through county general funds, but state funds pay for the salaries and benefits of trial court judges, magistrates, senior judges, and some special judge expenses. Counties may choose to pay an additional amount to judges and magistrates beyond the statutory salaries paid by the state. The salary and benefits of elected prosecutors, chief deputy prosecutors, and certain deputy prosecutors are also paid with state funds. Counties may choose to pay a prosecutor an amount beyond their statutory salary. Counties may also receive state funds for reimbursement of approved pauper defense services and for GAL/CASA services for abused and neglected children. Courts also generate user fees, some of which are expended on court services.

Expenses for criminal indigent defense services are included as part of the cost of the judicial system, although in many counties indigent defense is administered through an independent public defender entity governed by a board. These services are funded primarily through county tax dollars. However, the General Assembly provides 50% reimbursement of indigent defense services to all counties for capital cases; and, for those counties that participate in the public defender system, up to 40% reimbursement of qualified cases. The state's Public Defender Commission reimbursement for local indigent defense expenses was more than \$28.8 million during SFY 2020.

Municipalities fund city and town courts. In many instances, the local government does not maintain a distinct city or town court budget, and all expenses are paid directly from the local general fund. This practice makes it difficult to provide accurate expenditure information for city and town courts.

Marion County (Indianapolis) townships directly fund the nine Marion County Small Claims Courts through budget appropriations. Although Marion County Small Claims Courts became courts of record as of July 1, 2018, the financial data will be presented independently in this section of the report.

The Budget & Expenditure Report submitted by each court categorizes the trial court expenditures as follows: salaried and unsalaried personnel expenses (including fringe benefits and travel), supplies, professional services, and capital outlays. If any of the expenditures were facilitated by mandate, the report reflects information related to the mandate as well.

Expenditures by All Courts

The expenditure summary report reflects four different series (Personal Services, Supplies, Professional Services, and Capital Outlays) to align with the courts' report on budgets/expenditures to the Department of Local Government Finance Authority.

Line-Item Expenditures	County	City/Town	Township	Total
	Circuit, Superior, & Probate Courts	City and Town Courts	Marion County Small Claims Courts	
Judge(s) Salary - County Portion Paid	\$1,481,541	\$2,029,032	\$0	\$3,510,573
Judge(s) Salary - Locally Paid	\$0	\$0	\$1,110,333	\$1,110,333
Other Judicial Officers	\$4,453,962	\$199,797	\$0	\$4,653,759
Court Reporter(s)	\$31,486,657	\$358,299	\$15,457	\$31,860,413
Bailiff(s)	\$15,388,928	\$714,823	\$0	\$16,103,751
Jury Commissioner(s)	\$249,620	\$0	\$0	\$249,620
Court Administrator & Staff	\$6,647,541	\$944,415	\$155,696	\$7,747,652
Secretary(ies)	\$5,759,255	\$326,053	\$66,669	\$6,151,977
GAL/CASA	\$2,970,575	\$0	\$0	\$2,970,575
Law Clerks & Interns	\$624,659	\$25,378	\$0	\$650,037
Public Defender & Staff	\$13,249,937	\$378,005	\$0	\$13,627,942
Court Clerks	\$1,791,979	\$2,250,165	\$1,685,007	\$5,727,151
Probation Officers	\$82,640,444	\$1,136,820	\$0	\$83,777,264
Probation Office Staff	\$12,454,514	\$414,485	\$0	\$12,868,999
Juvenile Detention Center Staff	\$25,152,001	\$0	\$0	\$25,152,001
IT Staff	\$1,020,852	\$0	\$0	\$1,020,852
Other Employees	\$10,364,160	\$929,946	\$28,268	\$11,322,374
Sub-total Personal Services Salaries and Wages Subsection A - 10000 series	\$215,736,625	\$9,707,218	\$3,061,430	\$228,505,273
Fringe Benefits	\$42,650,473	\$2,469,767	\$1,657,739	\$46,777,979
Sub-total Personal Services Fringe Benefits Subsection B - 10000 series	\$42,650,473	\$2,469,767	\$1,657,739	\$46,777,979
Per Diem-Cases Venued Out	\$850	\$0	\$0	\$850
Judge(s) Pro Tempore	\$49,881	\$20,610	\$9,339	\$79,830
Sub-total Personal Services Other Personal Services Subsection C - 10000 series	\$50,731	\$20,610	\$9,339	\$80,680
Per Diem Travel	\$49,444	\$18,477	\$257	\$68,178
Transportation	\$110,902	\$3,361	\$0	\$114,264
Lodging	\$43,910	\$1,111	\$0	\$45,021
Public Defense Travel Expenses	\$908	\$0	\$0	\$908
Other	\$114,018	\$562	\$0	\$114,580
Sub-total Personal Services Travel Subsection D - 10000 series	\$319,182	\$23,511	\$257	\$342,950
Total Personal Services Subsections A, B, C, D – 10000 series	\$258,757,011	\$12,221,106	\$4,728,765	\$275,706,882
Office Supplies	\$1,353,699	\$121,797	\$24,843	\$1,500,339
Operating Supplies	\$1,282,003	\$57,095	\$21,965	\$1,361,063
Repair/Maintenance Supplies	\$338,420	\$51,376	\$32,956	\$422,752
Other Material and Supplies	\$489,662	\$36,654	\$38,189	\$564,505

Line-Item Expenditures	County	City/Town	Township	Total
	Circuit, Superior, & Probate Courts	City and Town Courts	Marion County Small Claims Courts	
Total Supplies 20000 series	\$3,463,784	\$266,922	\$117,953	\$3,848,659
Per Diem - Grand Jurors	\$16,559	\$0	\$0	\$16,559
Per Diem - Petit Jurors	\$952,235	\$500	\$0	\$952,735
Juror Lodging	\$158,206	\$0	\$0	\$158,206
Witness Fees	\$19,183	\$0	\$0	\$19,183
Medical & Psychiatric Services	\$2,767,170	\$12,420	\$0	\$2,779,590
Pauper Attorneys - Case by Case	\$17,924,556	\$124,884	\$0	\$18,049,440
Court Interpreter Fees	\$567,721	\$16,595	\$12,969	\$597,285
Depositions	\$179,364	\$1,000	\$0	\$180,364
Investigations	\$11,324	\$0	\$0	\$11,324
Transcript Preparation	\$868,117	\$0	\$0	\$868,117
Indigent Interpretation/Language Interp.	\$349,718	\$2,056	\$2,143	\$353,917
Other Indigent Expenses	\$715,264	\$191	\$0	\$715,455
Other Probation Expenses	\$2,879,670	\$14,286	\$0	\$2,893,956
Other Juvenile Detention Center Expenses	\$3,887,324	\$0	\$0	\$3,887,324
Phone	\$515,604	\$41,954	\$17,720	\$575,278
Utility	\$771,231	\$33,342	\$50,530	\$855,103
Contract Printing	\$200,833	\$7,100	\$2,405	\$210,338
Other Insurance	\$115,249	\$13,854	\$23,257	\$152,360
Rentals - Office	\$6,172,704	\$42,158	\$117,304	\$6,332,166
Rentals - Computers	\$2,140,921	\$17,546	\$11,818	\$2,170,285
Probation CMS	\$65,192	\$0	\$0	\$65,192
Detention CMS	\$62,713	\$0	\$0	\$62,713
Jury CMS	\$121,961	\$0	\$0	\$121,961
Other than CMS	\$278,694	\$22,505	\$14,617	\$315,816
CMS	\$382,766	\$16,771	\$0	\$399,537
Postage	\$409,842	\$42,029	\$29,905	\$481,776
Shipping	\$3,161	\$41	\$653	\$3,855
Consultant Fees/ Expert Witness	\$480,408	\$0	\$0	\$480,408
Other Services	\$11,709,104	\$245,148	\$294,656	\$12,248,908
Investigators	\$972	\$0	\$0	\$972
Total Professional Services and Charges 30000 series	\$54,727,766	\$654,380	\$577,977	\$55,960,123
Legal Library	\$1,377,453	\$11,916	\$7,700	\$1,397,069
Office Equipment	\$606,999	\$13,488	\$29,498	\$649,985
Computer Equipment	\$357,120	\$65,605	\$0	\$422,725
Other Capital Outlays	\$253,696	\$0	\$0	\$253,696
Total Capital Outlays 40000 series	\$2,595,268	\$91,009	\$37,198	\$2,723,475
Total Expenditures	\$319,543,829	\$13,233,417	\$5,461,893	\$338,239,139

Special Notes on Expenditures for Probation Services & Juvenile Detention Centers

Probation Services

Because of the differences in how counties budget for probation employee fringe and other benefits generally, and for probation services in particular, it is difficult to arrive at a complete figure for the expense of probation services. In the three largest counties, Marion, Lake, and Allen, probation office expenditures are part of the court’s general budget and, aside from salaries, cannot be identified separately. In other counties, even if all expenditures on probation operations and personal services are budgeted and reported separately, fringe benefits are lumped in the county’s general budget and are not reported separately for probation or court staff. A summary of the probation service expenses reported by the courts and probation departments is included, but this information does not include fringe benefits and operating expenses for many counties.

CY 2020 Probation Services Expenditures	
Statewide total of all Salaries and Wages for Probation Officers and Staff	\$96,646,263
Additional Expenditures Reported by Probation Departments	\$26,182,737
Total Reported Probation Expenditures	\$122,829,000

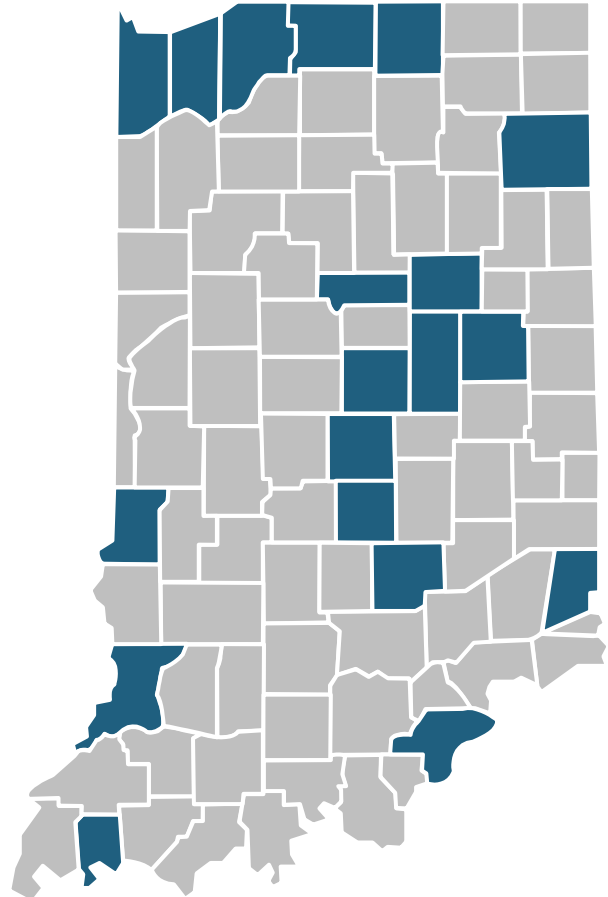
Juvenile Detention Centers

Indiana has 19 juvenile detention centers. Only some of the facilities are funded through the courts’ budgets. This expenditure report includes only those expenses for juvenile detention operations that are funded through the courts’ budgets.

CY 2020 Juvenile Detention Center Expenditures	
Statewide Total of all Salaries and Wages for Juvenile Detention Center Staff	\$25,152,001
Additional Expenditures Reported by Juvenile Detention Centers	\$15,127,752
Total Reported Juvenile Detention Center Expenditures	\$40,279,753

The following is a list of all Indiana Juvenile Detention Centers.

County	Facility	Operated by the Juvenile Court?
Allen	Juvenile Center	Yes
Bartholomew	Youth Services Center	Yes
Clark	Juvenile Detention Center	No
Dearborn	Juvenile Detention Center	No
Delaware	Youth Opportunity Center	No
Elkhart	Juvenile Detention Center	Yes
Grant	Juvenile Detention Center	No
Hamilton	Youth Services Center	No
Howard	Kinsey Youth Center	Yes
Johnson	Juvenile Detention Center	Yes
Knox		No, private, and has a volunteer Board of Directors that runs facility and budget
Lake	Juvenile Center	Yes
LaPorte	Juvenile Services Center	Yes
Madison	Youth Center	Yes
Marion	Juvenile Justice Complex	Yes
Porter	Juvenile Detention Center	Yes
St. Joseph	Juvenile Justice Center	No, probate court
Vanderburgh		No, private facility
Vigo	Juvenile Center	No



Special Note on Expenditures for Criminal Indigent Expenses

Criminal indigent defense in Indiana is paid through a combination of county funds and partial state reimbursements. The majority of counties (66 of 92) follow standards established by the Indiana Public Defender Commission for caseload limits and creation of independent public defender boards. The Commission is authorized by statute to reimburse all 92 counties for 50% of their defense expenditures in capital (death penalty) cases. The Public Defense Fund’s participating counties may also receive reimbursement of up to 40% of their defense expenditures in non-capital felony, juvenile delinquency, and Children in Need of Services and Termination of Parental Rights (CHINS/TPR) cases, if the counties comply with the Commission’s [standards for defense services](#). The Public Defender Commission publishes an annual fiscal year report; however, only information received for calendar year 2020 was utilized for this report.³

Counties may also budget for indigent defense services through a court budget, through an independent public defense agency/office, or a combination of the two. All trial courts report indigent defense expenditures directly to IOCS. Some independent public defense agencies voluntarily submit expenditure reports to IOCS. IOCS combines the information from all of these sources to prepare the following chart.

County	Source	Indigent Defense Cost	County	Source	Indigent Defense Cost
Adams	4	\$167,581	Fulton	2	\$96,736
Allen	3	\$296,853	Gibson	3	\$384,443
Bartholomew	1	\$616,047	Grant	4	\$411,045
Benton	1	\$108,733	Greene	3	\$657,919
Blackford	3	\$185,647	Hamilton	1	\$1,952,933
Boone	1	\$700,494	Hancock	3	\$1,182,637
Brown	2	\$83,042	Harrison	3	\$277,506
Carroll	3	\$231,110	Hendricks	4	\$671,586
Cass	4	\$243,850	Henry	1	\$395,261
Clark	3	\$1,110,978	Howard	3	\$1,842,863
Clay	1	\$286,402	Huntington	1	\$464,371
Clinton	3	\$434,769	Jackson	4	\$316,943
Crawford	1	\$112,760	Jasper	3	\$513,951
Daviess	1	\$468,208	Jay	4	\$175,125
Dearborn	1	\$619,766	Jefferson	3	\$743,765
Decatur	3	\$453,689	Jennings	3	\$644,818
DeKalb	4	\$337,912	Johnson	1	\$612,252
Delaware	4	\$605,928	Knox	4	\$313,500
Dubois	1	\$425,270	Kosciusko	3	\$1,007,456
Elkhart	4	\$974,082	LaGrange	4	\$96,405
Fayette	3	\$144,611	Lake	4	\$2,014,108
Floyd	3	\$930,651	LaPorte	4	\$389,594
Fountain	3	\$97,150	Lawrence	4	\$316,363
Franklin	1	\$124,560	Madison	3	\$1,705,004

³ <https://www.in.gov/publicdefender/files/Annual-Report-with-Cover-Letter.pdf>

County	Source	Indigent Defense Cost
Marion	4	\$8,651,900
Marshall	1	\$401,287
Martin	3	\$179,014
Miami	4	\$273,985
Monroe	4	\$763,732
Montgomery	1	\$534,847
Morgan	1	\$4,293
Newton	1	\$392,184
Noble	3	\$1,845,349
Ohio	3	\$114,681
Orange	3	\$447,865
Owen	4	\$107,443
Parke	3	\$386,011
Perry	3	\$250,000
Pike	3	\$118,743
Porter	1	\$34,767
Posey	1	\$130,056
Pulaski	3	\$409,391
Putnam	1	\$246,363
Randolph	1	\$227,392
Ripley	3	\$223,870
Rush	4	\$154,509
St. Joseph	3	\$3,045,061

County	Source	Indigent Defense Cost
Scott	3	\$1,182,267
Shelby	3	\$257,172
Spencer	3	\$382,588
Starke	1	\$85,189
Steuben	3	\$441,064
Sullivan	3	\$1,370,230
Switzerland	4	\$282,539
Tippecanoe	3	\$4,367,899
Tipton	1	\$76,163
Union	3	\$45,256
Vanderburgh	4	\$1,213,779
Vermillion	2	\$93,105
Vigo	4	\$1,146,630
Wabash	3	\$426,606
Warren	3	\$44,081
Warrick	3	\$353,766
Washington	2	\$296,731
Wayne	1	\$282,912
Wells	1	\$241,621
White	1	\$260,197
Whitley	1	\$267,882
Total		\$59,007,096

Sources:

- Reports to IOCS only
- Reports to the Public Defender Commission only
- The greater of the amounts reported to IOCS or the Public Defender Commission
- A combination of the amounts reported to IOCS and the Public Defender Commission

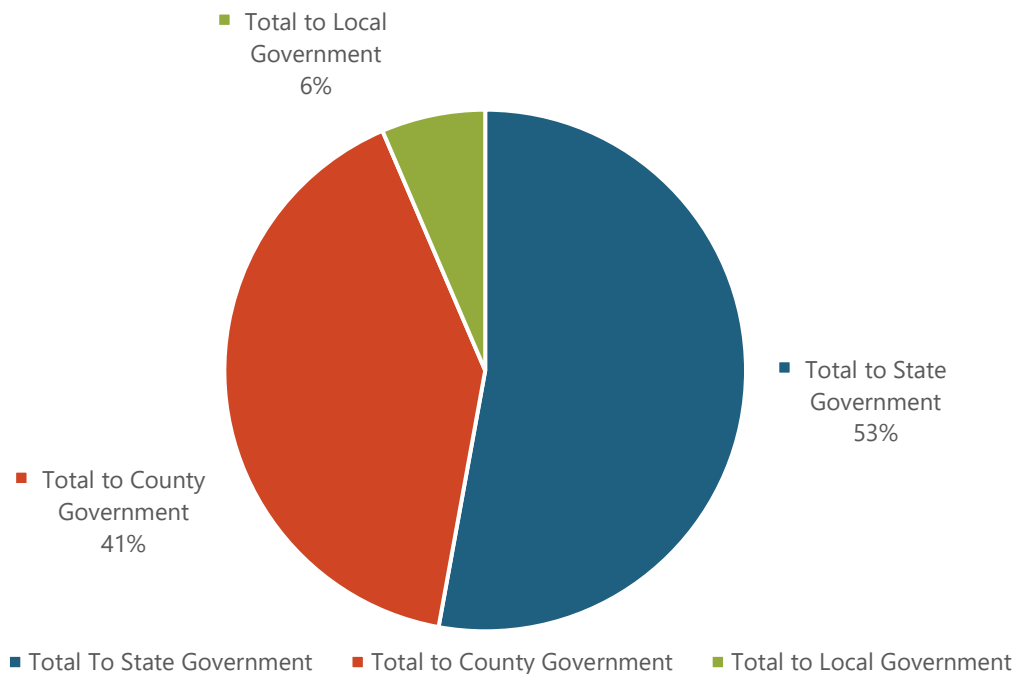
REVENUE

Trial courts generate revenue primarily from filing fees, court costs, fines, and user fees assessed to litigants. Different fees may be collected from litigants in Indiana courts depending on the case type, court, and nature of the offense. Courts may only assess fines, costs, and fees authorized by statute or Indiana Supreme Court rule.

Revenues generated through the operation of the trial courts are collected, accounted for, and disbursed by the Clerk of the Circuit Court, an independently elected office for each judicial circuit. The Clerk of the Circuit Court also functions as the clerk of the county and, as such, performs many other functions unrelated to court operations, including issuing marriage licenses, coordinating the election board, and conducting elections. Pursuant to statutes, revenues collected by a court are disbursed to state, county or local general funds, user fee funds, or special funds used for specific programs or initiatives.

Revenues generated through the city, town, and the nine Marion County township courts are collected, accounted for, and disbursed by the local clerk or clerk-treasurer. The only direct payment fee is the personal service of process fee charged to small claims litigants in the Marion County Small Claims (township) Courts. This fee is paid to the township constable. Marion County Small Claims (township) Courts have fees unique only to their nine courts.

The following chart and tables reflect a summary of the total revenues collected by the court system and sent to each level of government.



2020 Revenues Generated by Circuit, Superior and Probate Courts

Revenues Generated by Circuit, Superior & Probate Courts	State Funds	County Funds	Local Funds	Total
Revenues Distributed to General Funds				
Court Costs	\$27,320,302	\$10,633,078	\$1,148,337	\$39,101,717
Judicial Salaries Fee	\$8,412,828		\$0	\$8,412,828
Infraction Judgment Fines	\$3,653,693			\$3,653,693
Court Administration Fee	\$2,209,504		\$5,842	\$2,215,346
Public Defense Administration Fee	\$2,206,067			\$2,206,067
Additional Garnishee Defendants Service Fee		\$2,221	\$0	\$2,221
Civil Action Service of Process Fee		\$2,786	\$0	\$2,786
Small Claims Service of Process Fee		\$299,125		\$299,125
Civil Penalties for Local Ordinance Violations		\$52,342	\$600,551	\$652,893
Bond Administration Fee		\$1,181,963	\$125,626	\$1,307,589
Support Fee	\$34,242	\$67,566		\$101,808
Document Fee		\$880,523	\$0	\$880,523
Interest on Investments	\$0	\$603,341	\$0	\$603,341
Total to General Funds	\$43,836,636	\$13,722,945	\$1,880,356	\$59,439,937
Revenues Distributed to User Funds				
State portion of Drug Abuse, Prosecution Interdiction and Correction Fee	\$390,377			\$390,377
State portion of Alcohol Countermeasure Fee	\$774,311			\$774,311
State portion of Child Abuse Prevention Fee	\$22,695			\$22,695
Highway Work Zone Fee	\$94,643			\$94,643
Safe School Fee	\$56,270	\$11,281		\$67,551
Automated Record Keeping Fee	\$8,408,095			\$8,408,095
Domestic Violence and Treatment Fee	\$103,724			\$103,724
Total to User Funds	\$9,850,115	\$11,281	\$0	\$9,861,396
Revenue Distributed to Special Funds				
Adult Probation User Fee		\$9,818,325	\$0	\$9,818,325
Juvenile Probation User Fee		\$316,936		\$316,936
Guardian Ad Litem Fee		\$86,288		\$86,288
Problem-Solving Court User Fee		\$1,332,250	\$0	\$1,332,250
Reimbursements to Supplemental Public Defender Services Fund†		\$2,727,517	\$0	\$2,727,517
Alternative Dispute Resolution (ADR) Fee		\$581,098		\$581,098
Fines and Forfeitures	\$1,321,479			\$1,321,479
Vehicle License Fee	\$192,239			\$192,239
Reimbursements to Dept. of Natural Resources	\$31,710			\$31,710
Judicial Insurance Adjustment Fee	\$444,374			\$444,374
County portion of Drug Abuse, Prosecution, Interdiction, and Correction Fee		\$1,193,621		\$1,193,621
County portion of Alcohol and Drug Countermeasures Fee		\$2,304,840		\$2,304,840
County portion of Child Abuse Prevention Fund		\$579		\$579
Pro Bono Fee	\$195,827			\$195,827
Prosecutorial Pretrial Diversion Fee		\$3,376,599	\$0	\$3,376,599
Prosecutorial Deferral Program Fee		\$3,543,242	\$166,977	\$3,710,219
DNA Sample Processing Fee	\$573,649			\$573,649

Revenues Generated by Circuit, Superior & Probate Courts	State Funds	County Funds	Local Funds	Total
Sexual Assault Victims Assistance Fee	\$41,699			\$41,699
Late Surrender Fee		\$122,604	\$0	\$122,604
Late Payment Fee		\$513,628	\$0	\$513,628
Worksite Speed Limit Judgment	\$323,605			\$323,605
Document Storage Fee		\$2,353,042	\$0	\$2,353,042
Marijuana Eradication Program Fee		\$46,507		\$46,507
Jury Fee		\$425,486		\$425,486
Alcohol and Drug Services Fee		\$3,413,201	\$0	\$3,413,201
Law Enforcement Continuing Education Program Fee		\$730,643	\$0	\$730,643
Special Death Benefits Fee	\$233,908			\$233,908
Intrastate Transfer Probation Fee		\$64,776	\$0	\$64,776
Youth Tobacco Civil Penalty	\$25			\$25
Automated Record Keeping Fee (Deferred/Deferral Program)	\$221,771			\$221,771
Other	\$477,436	\$2,343,483	\$0	\$2,820,919
Total to Special Funds	\$4,057,722	\$35,294,665	\$166,977	\$39,519,364
Total Generated Funds	\$57,744,473	\$49,028,891	\$2,047,333	\$108,820,697

2020 Revenues Generated by City and Town Courts

Revenues Generated by City and Town Courts	State Funds	County Funds	Local Funds	Total
Revenues Distributed to General Funds				
Court Costs	\$3,031,612	\$1,100,482	\$1,380,814	\$5,512,908
Judicial Salaries Fee	\$948,701		\$314,426	\$1,263,127
Infraction Judgment Fines	\$1,659,486			\$1,659,486
Court Administration Fee	\$315,905			\$315,905
Public Defense Administration Fee	\$314,627			\$314,627
Additional Garnishee Defendants Service Fee		\$0	\$0	\$0
Support Fee	\$0	\$0		\$0
Civil Action Service of Process Fee		\$640	\$670	\$1,310
Small Claims Service of Process Fee		\$1,866		\$1,866
Civil Penalties for Local Ordinance Violations		\$5,633	\$681,991	\$687,624
Bond Administration Fee		\$0	\$122,067	\$122,067
Document Fee		\$853	\$2,654	\$3,507
Interest on Investments	\$0	\$0	\$4,392	\$4,392
Total to General Funds	\$6,270,331	\$1,109,474	\$2,507,014	\$9,886,819
Revenues Distributed to User Funds				
State portion of Drug Abuse, Prosecution Interdiction and Correction Fee	\$21,920			\$53,429
State portion of Alcohol and Drug Countermeasures Fee	\$75,136			\$75,136
State portion of Child Abuse Prevention Fee	\$0			\$0
Highway Work Zone Fee	\$35,971			\$35,971
Safe School Fee	\$4,004			\$4,004
Automated Record Keeping Fee	\$1,163,263			\$1,163,263
Total to User Funds	\$1,300,294	\$0	\$0	\$1,331,803
Revenues Distributed to Special Funds				
Adult Probation User Fee		\$352,164	\$301,320	\$653,484
Juvenile Probation User Fee		\$0		\$0
Guardian <i>Ad Litem</i> Fee		\$0		\$0
Problem-Solving Court User Fee		\$200	\$0	\$200
Reimbursements to Supplemental Public Defender Services Fund		\$14,828	\$111,950	\$126,778
Alternative Dispute Resolution (ADR) Fee		\$0		\$0
Fines and Forfeitures	\$195,671			\$195,671
Vehicle License Fee	\$76,663			\$76,663
Reimbursements to Dept. of Natural Resources	\$520			\$520
Judicial Insurance Adjustment Fee	\$63,327			\$63,327
County portion of Drug Abuse, Prosecution, Interdiction, and Correction Fee		\$65,819		\$65,819
County portion of Alcohol and Drug Countermeasures Fee		\$193,835		\$193,835
County portion of Child Abuse Prevention Fee		\$0		\$0
Domestic Violence and Treatment Fee	\$3,358			\$3,358
Prosecutorial Pretrial Diversion Fee		\$199,775	\$317,813	\$517,588
Prosecutorial Deferral Program Fee		\$206,019	\$796,451	\$1,002,470
Pro Bono Fee	\$1,144			\$1,144
DNA Sample Processing Fee	\$179,323			\$179,323
Sexual Assault Victims Assistance Fee	\$0			\$0
Late Surrender Fee		\$0	\$0	\$0
Late Payment Fee		\$0	\$446,911	\$446,911
Worksite Speed Limit Judgment	\$87,241			\$87,241

Revenues Generated by City and Town Courts	State Funds	County Funds	Local Funds	Total
Document Storage Fee		\$320	\$367,527	\$367,847
Marijuana Eradication Program Fee		\$0		\$0
Jury Fee		\$139,107		\$139,107
Alcohol and Drug Services Fee		\$31,509	\$1,476	\$1,476
Law Enforcement Continuing Education Program Fee		\$1,464	\$239,425	\$240,889
Special Death Benefits Fee	\$17,655			\$17,655
IntraState Transfer Probation Fee		\$0	\$0	\$0
Youth Tobacco Civil Penalty	\$0			\$0
Automated Record Keeping Fee (Deferred/Deferral Program)	\$56,393			\$56,393
Other	\$215	\$24,421	\$17,266	\$41,902
Total to Special Funds	\$681,510	\$1,229,461	\$2,600,139	\$4,479,601
Total Generated Funds	\$8,252,135	2,338,935	\$5,107,153	\$15,698,223

2020 Revenues Generated by Marion County Small Claims Courts

Revenue Generated by Marion County Small Claims Court	State Funds	County Funds	Local Funds	Other	Total
Revenues Distributed to General Funds					
Judicial Salaries Fee	\$239,321		\$79,774		\$319,095
Public Defense Administration	\$106,365				\$106,365
Court Administration Fee – state portion	\$63,817				\$63,817
Filing Docket Fee			\$727,810		\$727,810
Redocketing Fee			\$90,868		\$90,868
Docket Fee paid to Low Caseload Court			\$59,331		\$59,331
Total to General Funds	\$409,503	\$0	\$957,783	\$0	\$1,367,286
Revenues Distributed to User Fee Funds					
Automated Record Keeping Fee	\$425,442				\$425,442
Total to User Fee Funds	\$425,442	\$0	\$0	\$0	\$425,442
Revenues Distributed to Special Funds					
Judicial Insurance Adjustment	\$21,273				\$21,273
Court Administration – township portion			\$42,546		\$42,546
Pro Bono Fee	\$21,273				\$21,273
Document Storage		\$106,362			\$106,362
Other Fees	\$0	\$5	\$90		\$95
Total to Special Funds	\$42,546	\$106,367	\$42,636	\$0	\$191,549
Total Generated Funds	\$877,491	\$106,367	\$1,000,419	\$0	\$1,984,277
Service of Process Fee for Certified Mail (paid directly to the Constables)				\$0	
Service of Process Fee for Personal Service (paid directly to Constables)				\$580,578	\$580,578
Other					

Costs and Fees Routinely Charged in all Cases

Fee/Cost/Fine	Ind. Code § Citation	Fee Amount	Assessment and Distribution Notes:
Automated Record Keeping Fee	33-37-5-21; 33-34-8-1(a)(7); 33-34-8-3(d)(1)(A); 33-37-7-2(a); 33-37-7-2(b)(7) and (m); 33-37-7-8(d)(5); 33-37-7-8(a); 33-37-4-1(b)(12); 33-37-4-2(b)(9); 33-37-4-2; 33-37-4-1(c); 33-37-4-3(b)(7); 33-37-4-4(b)(4); 33-37-4-6(b)(3); 33-37-4-7(b)(3); 33-24-6-12; 33-37-9-4	The automated record keeping fee increased to \$20 (from \$19) on July 1, 2017, for all actions other than pretrial diversion programs and deferral programs. The automated record keeping fee for pretrial diversion programs and deferral programs remains \$5.	Collected in all case types. 100% of this fee collected in pretrial diversion or deferral program cases is distributed to State Homeowner Protection Unit Account; 100% of this fee collected in a county using the state case management system (Odyssey) for all cases other than pretrial diversion or deferral program cases is distributed to the State User Fee fund for further distribution to Court Technology. Counties using a case management system other than Odyssey are no longer authorized to keep a portion of this fee.
Court Administration Fee	33-37-5-27; 33-34-8-1(a)(12); 33-34-8-3(b)(1)(C); 33-34-8-3(c); 33-37-4-1(b)(18); 33-37-4-2(b)(14); 33-37-4-4(b)(8); 33-37-4-6(b)(7); 33-37-4-7(b)(7); 33-37-7-2(h)(4); 33-37-7-8(g)(3)	\$5	Collected in each action filed in a circuit, superior, probate, city, town, or Marion County small claims court. This fee is only collected in criminal actions or civil violations if a person is convicted of an offense, required to pay a pretrial diversion fee, found to have committed an infraction, or found to have violated an ordinance. All courts, except Marion County Township Courts, distribute this fee to the State General Fund. Marion County Township Courts distribute 60% to the State General Fund and 40% to the township trustee to fund operations of the township small claims court.
Court Costs (except Marion County Township Courts)	33-37-4-1(a); Rule PC 1 section 2; 33-37-4-2(a); 33-37-4-3(a); 33-37-4-6; 33-37-4-7(a); 33-37-7-2(a)(1); 33-37-7-4(a)(1); 33-37-7-6(a)(1); 33-37-7-8	\$120 felony or misdemeanor; \$70 infraction or ordinance violation; \$120 juvenile actions (including CHINs, delinquency, and paternity); \$100 civil actions (some civil actions are exempted); \$35 small claims (except for Marion County Township Courts); \$120 probate/trust cases.	Court costs are charged upon conviction for felony or misdemeanor, charged upon judgment for infraction or ordinance violation; and upon filing for civil actions, small claims, and probate/trust cases. Court costs collected in the circuit and superior courts are distributed to the State, County, and Local General Funds in the following percentages: 70%, 27% and 3%. If court costs are collected in city or town courts they are distributed to the State, County, and Local General Funds in the following percentages: 55%, 20% and 25%.
Document Storage Fee	33-37-5-20, 33-37-5-2(a)(2); 33-34-8-1(a)(6); 33-34-8-3(b)(2); 33-37-4-1(b)(11); 33-37-4-2(b)(8); 33-37-4-3(b)(6); 33-37-4-4(b)(3); 33-37-4-6(b)(2); 33-37-4-7(b)(2)	\$5	Collected in all civil, criminal, juvenile, probate, infraction, ordinance violation, and small claims actions including small claims actions in a Marion County Township Court. Beginning July 1, 2015, the document storage fee increased to \$5 (from \$2) in all civil, criminal, infraction, and ordinance violation cases. This fee increase is in effect from July 1, 2015, to June 30, 2022, when the fee will decrease to \$2. Deposited to County Clerk Record Perpetuation Fund or Local Clerk Record Perpetuation Fund depending on collecting court. For fees collected after June 30, 2015, and before July 1, 2017, counties not operating under the state's automated judicial system (Odyssey) may use \$3 of the fee for purposes of the county's case management system.
Judicial Insurance Adjustment Fee	33-37-5-25; 33-34-8-1(a)(10); 33-34-8-3(b)(1)(D); 33-37-4-1(b)(16); 33-37-4-2(b)(12); 33-37-4-3(b)(10); 33-37-4-4(b)(6); 33-37-4-6(b)(5); 33-37-4-7(b)(5); 33-37-1-1; 33-37-7-2(i); 33-37-7-8(h); 33-38-5-8.2	\$1	Collected in all actions. Distributed to state auditor for deposit to the Judicial Branch Insurance Adjustment Account.
Judicial Salaries Fee	33-37-5-26; 33-34-8-1(a)(11); 33-34-8-3(b)(1); 33-37-4-1(b)(17); 33-37-4-2(b)(13); 33-37-4-3(b)(11); 33-37-4-4(b)(7); 33-37-4-6(b)(6); 33-37-4-7(b)(6); 33-37-7-2(h)(2); 33-37-7-8(i); 33-37-1-1	\$15 for small claims action including small claims actions filed in a Marion County Township Court, \$20 for all other actions.	This fee is imposed in all cases to support judicial salaries for the court. Circuit and superior courts distribute 100% to the State General Fund; city, town and township courts may retain 25% and distribute the remainder to the State General Fund. The 25% retained by the city and town courts is used to fund court operations. The 25% retained by a township court is deposited in the Township General Fund.
Public Defense Administration Fee	33-37-5-21.2; 33-37-1-1; 33-34-8-1(a)(9); 33-34-8-3(b)(1)(B); 33-37-4-1(b)(15); 33-37-4-2(b)(11); 33-37-4-3(b)(9); 33-37-4-4(b)(5); 33-37-4-6(b)(4); 33-37-4-7(b)(4); 33-37-7-2(h)(1); 33-37-7-8(g)(1)	\$5	Collected in all case types. Distributed to the State General Fund.

Fees Charged Routinely in Criminal, Civil Violation (Infraction and Ordinance Violation), Deferral, and Pretrial Diversion Cases

Fee/Cost/Fine	Ind. Code § Citation	Fee Amount	Assessment and Distribution Notes:
Adult Probation User and Administration Fees	35-38-2-1; 35-38-2-1.5; 9-30-9-9	Misdemeanor – Initial User’s Fee \$50 or less; Monthly User’s Fee \$10 - \$20; Administrative Fee \$50 Felony – Initial User’s Fee \$25 - \$100; Monthly User’s Fee \$15 - \$30; Administrative Fee \$100.	Assessed to adults convicted of a felony or misdemeanor and placed on probation. Court has option/discretion to require payment of the misdemeanor probation user and administrative fees but must impose felony probation user and administrative fees. A person placed on probation for more than one crime may be required to pay more than one initial probation user’s fee; but he/she cannot be required to pay more than one monthly probation user’s fee. A court may order a person to pay probation user fees that exceed the statutory maximums if that person was placed on probation in another state and moved or transferred to Indiana; the other state allows a higher probation user’s fee than Indiana’s maximum, and the probation user’s fees the Indiana court orders the person to pay does not exceed the maximum amount allowed in the other state. Distributed to County Supplemental Adult Probation Services Fund; but, if these fees are collected by the clerk of a city or town court or the probation department of a city or town and the city or town has an adult probation services program, then the fees are transferred to the fiscal officer for deposit to the Local Supplemental Adult Probation Services Fund. The clerk collecting these fees may keep up to 3% of the fee amount to defray the administrative costs of collecting the fee. This 3% is deposited in the Clerk Record Perpetuation Fund. The clerk may also be asked to transfer an additional 3% of this fee to the County or Local General Fund depending upon the requesting fiscal officer.
Alcohol Abuse Deterrent Program Fee and Medical Fee	33-37-5-11; 9-30-9	Alcohol abuse deterrent program fee may not exceed \$400; Medical fee may not exceed \$150.	The probation department shall collect an alcohol abuse deterrent program fee and a medical fee set by the court under Ind. Code § 9-30-9-8 in actions in a court in a county that has established a program under Ind. Code § 9-30-9 (Circuit Court Alcohol Abuse Deterrent Programs). The probation department shall deposit these fees into the Supplemental Adult Probation Services Fund. Monies in a Supplemental Probation Services Fund may be used only to supplement probation services and to supplement salaries for probation officers and may not be used to replace other funding of probation services. See Ind. Code § 35-38-2-1(h).
Alcohol and Drug Countermeasures Fee (previously the Countermeasures Fee)	9-30-5; 33-37-5-10; 33-37-4-1(b)(6); 33-37-7-2(b)(2); 33-37-7-2(c)(2); 33-37-4-2(b)(4); 33-37-4-3(b)(5); 5-2-11; 33-37-9-4; 9-27-2-11; 9-21-8-50; 9-21-8-52; 7.1-5-1-3; 7.1-5-1-6	\$200	The clerk shall collect an Alcohol and Drug Countermeasures Fee in each action in which a person found to have committed an OVWI offense or a person who has been adjudicated a delinquent for an act that would be an OVWI if committed by an adult AND the person’s driving privileges are suspended by the court or the BMV as a result of the finding. This fee is also charged as a part of some plea agreements involving OVWI offenses. 25% is deposited in the State User Fee Fund and 75% is deposited in the County Drug Fee Community Fund. The county auditor administers this fund. Each year the county fiscal body appropriates from the fund amounts allocated by the county legislative body for the use of persons, organizations, agencies, and political subdivisions to carry out recommended actions by the local coordinating council and

Fee/Cost/Fine	Ind. Code § Citation	Fee Amount	Assessment and Distribution Notes:
			approved by the Commission for a Drug Fee Indiana. See Ind. Code § 5-2-11-5.
Alcohol and Drug Services Program Fee	33-37-5-8(b); 12-23-14-16; 33-37-8-5(b)(4); 33-37-8-3(b)(2); 33-37-4-1(b)(3); 33-37-4-2(b)(2)	Set by court rule and may not exceed \$400.	This fee is collected in criminal, infraction, and ordinance violation cases in a county that has established an alcohol and drug services program. The fee is collected by a schedule adopted by the court (including city and town courts). Deposited into the County or Local User Fee Fund depending on court collecting. Upon receipt of monthly claims submitted under oath to the fiscal body by the Alcohol and Drug Services Program, the fiscal body shall appropriate the amount collected to the Alcohol and Drug Services Program.
Bail Bond Fee	35-33-8-3.2(d)	\$5	Collected on all admissions to bail on a surety, property, or cash deposit bond. Distributed to Public Employees Retirement Fund.
Bond Administration Fee	35-33-8-3.2(a)(2)	10% of the value of the cash bond or \$50 whichever is less.	This is an administrative fee charged by the clerk when a defendant executes a cash bond. This fee may be retained regardless of the disposition of the case. Deposited in the County or Local General Fund depending on the court collecting.
Child Abuse Prevention Fee	33-37-5-12; 33-37-4-1(b)(7); 33-37-7-2(b)(3)	\$100	Assessed against a defendant who is found guilty of certain criminal offenses against the person (listed in Ind. Code § 33-37-5-12(1)) and the victim is less than 18 years of age. As of 7/1/2012, 100% of the fee is deposited to the State User Fee Fund.
Child Restraint System Violation Fine	9-19-11	Varies	Judgments collected for violations of Ind. Code § 9-19-11 Passenger Restraint Systems for Children. Distributed to the State Child Restraint System Account established within the State General Fund.
Civil Penalties for Local Ordinance Violations	34-28-5-4; 34-28-5-1(i); 36-1-3-8	Varies	These are judgments for local ordinance violations. Deposited to the County or Local General Fund depending on whether the ordinance is countywide or a city/town ordinance.
Deferral Program Fee (assessed in deferral programs for infractions and ordinance violations)	34-28-5-1(g); 34-28-5-1(h); 33-37-4-2(3); 33-37-4-2; 33-37-7-2(a); 33-37-7-8(a); 33-37-8-3(b)(4); 33-37-8-5(b)(6); 33-37-8-5(c); 4-6-12-9; 33-37-8-4(b); 33-37-8-6(b)	The initial user's fee may not exceed \$52, and the monthly fee may not exceed \$10. The monthly fee is charged each month the defendant remains in the deferral program.	This fee is assessed in lieu of standard court costs and judgments when the county prosecutor or municipal attorney has established a deferral program for infractions and ordinance violations. The defendant may be charged an initial user's fee and a monthly user's fee. The initial and monthly user's fees are collectively referred to as the Deferral Program Fee. In addition, if the action involves a moving traffic violation, the defendant is also assessed a court cost of \$70. The court must assess the \$5 Automated Record Keeping Fee in all deferral program cases. Deferral programs are not available to offenses under Ind. Code § 9-24-6 involving the operation of a commercial motor vehicle. The Deferral Program Fee (initial and monthly user's fees) is deposited in the County or City/Town User Fee Fund depending on the court collecting. The county auditor is directed to deposit \$2 of each Deferral Program Fee to the Jury Pay Fund. Funds derived from a deferral or pretrial diversion program may be disbursed only by the adoption of an ordinance appropriating the finds for the specific purposes defined in Ind. Code § 33-37-8-4(b) and these funds may only be used in accordance with guidelines adopted by the prosecuting attorneys' council under Ind. Code § 33-39-8-5.
Deferred Prosecution Fee (assessed in pretrial diversion programs for misdemeanors, level 6 and level 5 felonies see 33-39-1-8)	33-37-5-17; 33-39-1-8; 33-37-7-2(a)(7); 33-37-4(a)(7); 33-37-7-6(a)(7); 33-37-7-8(a)(5), (b)(5), and (c)(5); 33-39-1-8(d);	\$120	This fee is assessed in lieu of standard court costs when the county prosecutor or municipal attorney has established a pretrial diversion program for misdemeanors. The defendant must be charged a mandatory Deferred Prosecution Fee of \$120. The defendant must also be charged the Automated Record Keeping Fee and may be assessed Pretrial Diversion

Fee/Cost/Fine	Ind. Code § Citation	Fee Amount	Assessment and Distribution Notes:
	33-39-1-8(h); 33-37-4-1(b)(10)		Program Fees. The Deferred Prosecution Fee is distributed to the State/County/Local General Funds in the following percentages 70%, 27%, 3% if assessed in a circuit or superior court or 55%, 20%, 25% if assessed in a city/town court.
DNA Sample Processing Fee	33-37-5-26.2; 33-37-7-2(h)(3); 33-37-4-1(b)(19); 33-37-4-2(b)(15); 33-37-7-8(g)(2); 33-37-7-9(b)(9); 10-13-6-9.5	\$3	Collected from anyone convicted of a felony or misdemeanor, found to have committed an infraction, ordinance violation, or required to pay a Pretrial Diversion Fee. Distributed to State General Fund for deposit to the DNA Sample Processing Fund.
Domestic Violence Prevention and Treatment Fee	33-37-5-13; 33-37-7-2(b)(4); 33-37-4-1(b)(8)	\$50	Collected in criminal actions in which the defendant is found guilty of murder, causing suicide, voluntary manslaughter, reckless homicide, battery/domestic battery, strangulation, or rape and the victim is the defendant's spouse, former spouse, living as if the defendant's spouse, or if the victim has a child in common with the defendant. This fee is sometimes referred to as the "Family Violence Fee". Distributed to State User Fee Fund.
Drug Abuse, Prosecution, Interdiction, and Correction Fee	35-48-4; 33-37-4-1(b)(5); 33-37-5-9; 33-37-7-2(b)(1); 33-37-7-2(c)(1); 5-2-11-2; 35-48-4	At least \$200 but not more than \$1,000.	All courts, including city/town courts, must assess this fee of at least \$200 but not more than \$1,000 against a person convicted of a controlled substance offense. The court must consider the person's ability to pay when determining the amount of the fee. 25% is deposited in the State User Fee Fund and 75% is deposited in the County Drug Free Community Fund. The county auditor administers this fund. Each year the county fiscal body appropriates from the fund amounts allocated by the county legislative body for the use of persons, organizations, agencies, and political subdivisions to carry out recommended actions by the local coordinating council and approved by the Commission for a Drug Fee Indiana. See Ind. Code § 5-2-11-5.
Emergency Medical Services Restitution Fee	9-30-5-17; 16-31-8	Not to exceed \$1,000.	Assessed in felony/misdemeanor convictions under Ind. Code § Ind. Code § 9-30-5 (OVWI). For emergency medical services necessitated due to the offense. Distributed to the Emergency Medical Services Restitution Fund.
Fines and Forfeitures	Indiana Constitution Article 8 section 2	Varies	Fines and forfeitures are assessed in criminal convictions. All fines and forfeitures are deposited in the State Common School Fund.
Highway Worksite Zone Fee	33-37-5-14; 33-37-7-2(b)(5); 33-37-4-1(b)(9); 33-37-4-2(b)(5); 33-37-7-8(d)(3); 9-21-5-2; 9-21-5-3; 9-21-8-7.5	\$0.50 or \$25.50	The clerk must collect a fifty-cent Highway Work Zone Fee in each traffic offense, including traffic infractions, misdemeanors, and ordinance violations. If the offense involves exceeding a worksite speed limit or failure to merge properly in the work zone AND the judge orders to the clerk to collect the fee for exceeding a worksite speed limit or failure to merge, the fee is \$25.50. Distributed to State User Fee Fund.
Infraction Judgment Collections	34-28-5-5I; 34-28-5-4(h); 34-28-5-5I	Varies	Judgments collected for cases in which a defendant is found to have committed an infraction that has statewide applicability. In most cases these funds are deposited in the State General Fund but there are exceptions such as worksite speed limit judgments, child restraint violations and youth tobacco civil penalties. Marion County must deposit infraction judgment collections for traffic violations in a dedicated non-reverting county fund used to pay county commissioners appointed under Ind. Code § 33-33-49 and for Marion County's guardian ad litem program.
Jury Fee	33-37-5-19; 33-37-4-2(b)(7); 33-37-8-5(b)7; 33-37-8-8; 33-37-11-2	\$2	Collected in each action in which a defendant is found to have committed a crime, violated a statute defining an infraction, or violated an ordinance of a municipal corporation. City courts can conduct jury trials and should collect the jury fee.

Fee/Cost/Fine	Ind. Code § Citation	Fee Amount	Assessment and Distribution Notes:
			Distributed to the County User Fee Fund. If the clerk certifies to a county fiscal body the amount of jury fees collected, the county fiscal body will direct the auditor to transfer the amount to the Jury Pay Fund.
Late Surrender Fee	27-10-2-12l and (j); 36-8-10-12; 35-33-14-5	The fee amount is based on the number of days it takes for bail agent/surety to comply with the court order to surrender defendant to the court.	When a bonded defendant fails to appear, a late surrender fee based on a percentage of the value of the bond is assessed against the bail agent/surety. 50% is deposited in the Police Pension Trust Fund and 50% is deposited in the County Extradition Fund.
Law Enforcement Continuing Education Program Fee	33-37-5-8; 33-37-4-1(b)(4) and (d)(4); 33-37-4-2(b)(3) and (c)(2); 33-37-8-3(b)(3); 33-37-8-5(b)(5)	\$4	This fee is charged in each action where a defendant is found to have committed a crime, violated a statute defining an infraction, or violated an ordinance of a municipal corporation. This fee is deposited in the County or Local User Fee Fund depending on the court collecting. The county or local law enforcement agency may submit claims containing verified statement of cause numbers for fees collected attributable to the law enforcement efforts of that agency. These statements are submitted to the county or local fiscal body. Funds are ultimately deposited into the county or local Law Enforcement Continuing Education Fund. This fund may only be used for the purposes stated in Ind. Code § 5-2-8-1 or Ind. Code § 5-2-8-2.
Marijuana Eradication Program Fee	33-37-5-7; 35-48-4; 15-16-7-8; 33-37-8-5(b)(3)	Up to \$300.	This fee may be assessed by the court in any conviction relating to a controlled substance in a county with a Weed Control Board. This fee is deposited in the County User Fee Fund. Upon receipt of monthly claims submitted under oath to the fiscal body by the Weed Control Board, the fiscal body shall appropriate the amount collected to the Marijuana Eradication Program.
Pretrial Diversion Program Fee (assessed in pretrial diversion programs for misdemeanors, level 6 and level 5 felonies see 33-39-1-8(d0(1)))	33-39-1-8(d); 33-39-1-8(h); 33-37-4-1; 33-37-4-1(d); 33-37-8-3(b)(1); 33-37-8-5(b)(1); 33-37-8-6(b); 33-37-8-7; 33-37-8-4(b); 33-37-8-6(b); 33-37-4-1(b)(10); 33-37-7-2(a); 33-37-7-8; 33-37-5-17; 33-37-7-4(a)(7); 33-37-7-6(a)(7); 33-37-4-2(b)(6)	\$50 initial user's fee for a misdemeanor and \$75 initial user's fee for a felony and \$20 monthly user's fee. May also assess any additional program fee or cost that is reasonably related to the person's rehabilitation and approved by the court.	This fee may be assessed as part of a pretrial diversion program established by the county prosecutor or municipal attorney. The Pretrial Diversion Fee consists of a \$50 initial user's fee for a misdemeanor and \$75 initial user's fee for a felony and a \$20 monthly fee. The monthly fee is assessed for each month the accused remains in the pretrial diversion program and may not be collected beyond the max length of the possible sentence. The initial user's fee and monthly user's fee are collectively referred to as the Pretrial Diversion Fee (see Ind. Code § 33-37-4-11). These fees may be waived by the prosecutor/municipal attorney. The court must assess the Deferred Prosecution Fee and the Automated Recordkeeping Fee in pretrial diversion cases. Deposited in the County or Local User Fee Fund depending on the court collecting. Pretrial Diversion Fees deposited in the County User Fee Fund may ultimately be deposited in a County Pretrial Diversion Program Fund if one has been established. Funds derived from a deferral or pretrial diversion program may be disbursed only by the adoption of an ordinance appropriating the funds for the specific purposes defined in Ind. Code § 33-37-8-4(b) and these funds may only be used in accordance with guidelines adopted by the prosecuting attorneys' council under Ind. Code § 33-39-8-5.
Pretrial Services Fees	35-33-8-3.3	Initial: \$25 to \$100; monthly: \$15 to	Collected if the defendant has a prior unrelated conviction for any offense, is charged with a new offense, and is placed under the supervision of a probation officer or pretrial

Fee/Cost/Fine	Ind. Code § Citation	Fee Amount	Assessment and Distribution Notes:
		\$30; administrative: \$100.	services agency. Defendant must have the ability to pay, and the court finds by clear and convincing evidence that the supervision is necessary to ensure the defendant's appearance in court or the physical safety of the community or another person. The clerk may retain no more than 3% of this fee to defray the administrative costs of collecting this fee. The clerk's portion is distributed to the county auditor for deposit in the County General Fund. The remainder of the fee is deposited 50% to County Supplemental Adult Probation Services Fund and 50% to County Supplemental Public Defender Services Fund.
Problem-Solving Court Fee	33-37-5-24; 33-23-16-23; 33-37-8-5(b)(8)	Administration Fee not to exceed \$100; Monthly Fee not to exceed \$50.	This fee consists of the monthly fee, the administration fee and any fees for Problem-solving court services adopted by local court rule. The monthly fee can vary by court provided the fee does not exceed the \$50 monthly maximum set by the Indiana Problem-solving Courts Committee. The administration fee may not exceed \$100 for initial Problem-solving court services. Problem-solving courts may also adopt fees for other Problem-solving court services such as chemical testing fees or transfer fees, by local rule provided these local fees are consistent with the range of fees established by the Board of Directors of the Judicial Conference of Indiana. Distributed to County User Fee Fund to be used to fund Problem-solving court services under Ind. Code § 33-23-16.
Reimbursement of Incarceration Costs	35-50-5-4; 36-2-13-15; 36-2-13-16	The lesser of \$30 per day or the per diem calculated by the auditor.	If a county has enacted an ordinance under Ind. Code § 36-2-13-15, this fee may be ordered if a person is sentenced for a felony or misdemeanor and detained in a county jail for more than 72 hours. This fee may not be assessed if the defendant is a member of a family that makes less than 150% of the federal income poverty level or if the defendant has been detained as a child subject to the jurisdiction of the juvenile court. Distributed to the Non-Reverting County Prisoner Reimbursement Fund.
Reimbursements to County or Municipality for Public Defense Expenditures	33-40-3-1, 35-33-7-6; 33-40-3-10; 33-40-3-6; 33-37-2-3; 35-33-8-3.2	Reimbursement cannot exceed the amount expended for public defense for that defendant.	At the initial hearing, after the defendant is declared indigent but able to pay costs of representation, the court shall order the defendant to pay a fee of \$100 for a felony or \$50 for a misdemeanor. A court is not prohibited from imposing the fee at other stages in the proceeding. See Ind. Code § 35-33-7-6. If the court finds a convicted person is not indigent, it shall order the person to pay the entire amount of costs at the time sentence is pronounced, at some later date, or the person may be ordered to pay specified parts of the costs at designated intervals. The court may suspend payment of costs until the convicted person has completed all or part of the sentence. If the court suspends payment of costs, it must conduct an indigency hearing at the time costs are due. See Ind. Code § 33-37-2-3. The court can deduct fines, costs, fees, and restitution upon conviction, and the publicly paid costs of representation regardless of conviction from cash bonds or the cash deposit on a surety bond (but not bail bonds or real estate bonds), provided the defendant or each person who makes a deposit on behalf of the defendant executes an agreement to the attachment of the bond upon disposition of the case. Any amount remaining after payment of these costs is remitted to the defendant or person who made the deposit on behalf of the defendant. Ind. Code § 35-33-8-3.2. All statutes that require a defendant to reimburse a county for public defense expenditures require the clerk to deposit the monies received to the Supplemental Public Defender Services Fund. All courts, other than city courts in Lake

Fee/Cost/Fine	Ind. Code § Citation	Fee Amount	Assessment and Distribution Notes:
			County, must deposit these funds to the County Supplemental Public Defender Services Fund. See Ind. Code § 33-40-3-1. Although a city court may have provided for an indigent defendant's representation out of its own budget, all city courts, other than those in Lake County, must collect and deposit the fee assessed under Ind. Code § 35-33-7-6 and all other reimbursements for public defense expenses to the County Supplemental Public Defender Services Fund. Only Lake County city courts are authorized by statute to have Local Supplemental Public Defender Services Funds. See Ind. Code § 33-40-3-10.
Reimbursements to Department of Natural Resources	14-8-2-318; 14-22-40-7; 14-22-40-8; 33-37-5-16(3); 14-22-3-3(1); 14-22-3-4	Amounts are set by statute and range from \$20 to \$1,000.	Three statutes (Ind. Code § 14-22-38-4 Unlawful taking or unlawful sale of deer or wild turkey; Ind. Code § 14-22-38-5 Unlawful taking of other wild animals; Ind. Code § 14-22-40-6 Unlawful shooting at law enforcement decoys) require a court to collect reimbursement for the DNR. Distributed to the DNR funds established under Ind. Code § 14-22.
Safe Schools Fee	33-37-5-18; 33-37-7-2(b)(6); 33-37-7-8(d)(4)	\$200 to \$1,000 based on the defendant's ability to pay.	In each criminal action in which a person is convicted of an offense in which the possession or use of a firearm was an element of the offense, the court must assess a Safe Schools Fee. Distributed to State User Fee Fund.
Sexual Assault Victims Assistance Fee	33-37-5-23; 5-2-6-23(j); 33-37-4-1(b)(14); 33-37-7-21	Effective July 1, 2014, the fee is \$500 to \$5,000.	Collected on convictions of rape, criminal deviate conduct, child molesting, child exploitation, vicarious sexual gratification, child solicitation, child seduction, sexual battery, sexual misconduct with a minor as a Class A or Class B felony, or incest. Distributed to the Sexual Assault Victims Assistance Account within the State General Fund.
Special Death Benefit Fee	35-33-8-3.2(a), (d), and I; 5-10-10-5(a)	\$5	Collected by the clerk or sheriff at the time bail is collected. This fee is forwarded to the county auditor for further remittance to the Special Death Benefit Fund managed by the trustees of the Public Employees' Retirement Fund. This fee is in addition to the administrative fee authorized by IC 35-33-8-3.2(a)(2)
Vehicle License Judgments (Overweight vehicle cases)	9-20-18-12(f); 33-37-5-16(2)	Varies	Infraction judgments in overweight vehicle cases. Distributed to the State Highway Fund.
Worksite Speed Limit Judgments	9-21-5-11; 8-23-2-15(b)	Judgments range from \$300 to \$1,000 depending on whether the person charged with the infraction violation has committed prior infractions of violating a speed limit within the previous three years.	The Indiana Department of Transportation, the Indiana Finance Authority, or a local authority may establish temporary maximum speed limits in their respective jurisdictions and in the vicinity of a worksite. These temporary speed limits must be at least 10 mph below the maximum established speed limit, cannot exceed 45 mph and may only be enforced if workers are present in the immediate vicinity of the worksite or if the establishing authority determines the safety of the traveling public requires enforcement. The establishing authority shall post signs notifying the traveling public of the temporary maximum speed limits. The funds collected as judgments for the infraction of violating a worksite speed limit are transferred to the Indiana Department of Transportation to hire off-duty police officers to patrol highway work zones.
Youth Tobacco Civil Penalty	7.1-3-18.5-6(d); 7.1-3-18.5-7; 7.1-6-2-6; 7.1-6-2-8; 24-3-5-5; 24-3-5-8; 35-46-1-10; 35-46-1-10.2; 35-46-1-11.5; 35-46-1-11.7; 35-46-1-11.8	Varies	Civil penalty assessed most often for sale of tobacco to minors but there are other situations in which this penalty is assessed. The clerk distributes these funds to the state auditor for deposit to the Richard D. Doyle Youth Tobacco Education and Enforcement Fund.

Fees Charged in Civil, Small Claims, Juvenile, and Probate Cases

Fee/Cost/Fine	Ind. Code § Citation	Fee Amount	Assessment and Distribution Notes:
Alternative Dispute Resolution Fee (ADR Fee)	33-23-6-1; 33-26-6-2	\$20	Collected in each legal separation, paternity, or dissolution of marriage action filed under Ind. Code § 31 in counties participating in the Alternative Dispute Resolution Plan authorized by the Judicial Conference of Indiana. Distributed to the county Alternative Dispute Resolution Fund.
Civil Action Service Fee	33-37-5-28(b)(1); 33-37-7-2(j); 33-37-4-4(b)(9)	\$10 for each additional defendant added after the first named defendant in the case.	The plaintiff in a civil action pays this fee when other civil costs are paid, if applicable. When defendants file cross-complaints and name additional defendants (including third-party defendants) beyond the original plaintiff, the defendant/cross-claimant is also charged the Civil Action Service Fee. This fee is not collected when service is made by publication in accordance with Indiana Trial Rule 4.13. Distributed to County General Fund or Local General Fund depending on court collecting.
Civil Garnishee Defendant Service Fee	33-37-5-28(b)(3); 33-37-5-28(b)(4); 33-37-4-4(b)(10); 33-37-7-2(k)	\$10 per additional garnishee added in excess of three garnishees.	Collected from the party filing the civil action for each garnishee named in excess of three garnishees. When a garnishee is added in excess of three garnishees, this fee is collected from the party adding the additional garnishee(s). This fee is not collected when service is made in accordance with Indiana Trial Rule 4.13. Distributed to County General Fund or Local General Fund depending on court collecting.
Guardian Ad Litem/Court Appointed Special Advocate (GAL/CASA) User Fee in Dissolution or Legal Separation Actions	31-15-6-10; 31-15-6-11; 31-17-6-9	No amount specified by statute.	Court may order either or both parents of a child for whom a GAL/CASA is appointed in a dissolution or legal separation action to pay this user fee. The court may order this fee paid to the clerk or directly to the GAL or CASA program that provided the services or to the individual or attorney GAL that provided the services. If this fee is paid to the clerk, it is deposited in the county GAL or County CASA fund. The fiscal body of the county appropriates money from these funds to a court having jurisdiction over custody actions for the court's use in providing GAL/CASA services including the costs of representation.
Guardian Ad Litem/Court Appointed Special Advocate (GAL/CASA) User Fee in Juvenile Actions	31-40-3-1; 31-40-3-2	Not to exceed \$100.	The Juvenile division of the trial court may order the parent or estate of a child for whom guardian <i>ad litem</i> , or a CASA is appointed to pay up to \$100 for the service. The money is paid to the county probation department which deposits the fee to either the County GAL or County CASA fund, depending upon the appointment. The fiscal body of the county appropriates money from these funds to county juvenile courts allowing them to provide GAL/CASA services.
Informal Adjustment Program Fee	31-37-9-9; 31-37-9-10; 33-37-8-5(b)(2)	A monthly fee of at least \$5 but no more than \$15.	Assessed in lieu of juvenile court costs for each month a child participates in a Program of Informal Adjustment. Collected by the probation department and transferred to the county auditor for deposit to County User Fee Fund.
Juvenile Probation User's Fees	31-40-2-1; 31-40-2-1.5; 31-40-2-1.7	Initial User's Fee \$25 - \$100; Monthly User's Fee \$10 - \$25 per month; Administrative Fee \$100.	A court may order a juvenile and/or the parent of a juvenile who is placed on supervision to pay an initial user fee from \$25 to \$100 and a monthly user fee from \$10 to \$25. If a delinquent child is supervised, the administrative fee is \$100, which is collected before the other probation user fees. A delinquent child placed on probation for more than one delinquent act may be required to pay more than one initial probation user's fee; however, he/she cannot be required to pay more than one monthly probation user's fee. A court may order a person to pay probation user fees that exceed the statutory maximums if that person was placed on probation in another state and moved or transferred to Indiana, the other state allows a higher probation user's fee than Indiana's maximum, and the probation user's fees the

			Indiana court orders the person to pay does not exceed the maximum amount allowed in the other state. A probation department may petition a court to impose or increase a probation user's fee if the financial ability of the supervised person changes while on probation. These fees are deposited in the County Supplemental Juvenile Probation Services Fund. The clerk may keep up to 3% to defray administrative costs (deposited in the Clerk Record Perpetuation Fund). The clerk may also be asked to transfer an additional 3% of the Probation User Fee to the County, City or Town General Fund depending upon the requesting fiscal officer.
Pro Bono Services Fee	33-37-5-31; 33-34-8-1(a)(13); 33-34-8-3(b)(1)(F); 33-37-4-4(b)(12); 33-37-4-6(b)(8); 33-37-4-7(b)(8); 33-37-7-2(n); 33-37-7-8(j)	\$1	Effective July 1, 2012, and ending June 30, 2022, this fee is collected in each civil action, small claims action, and probate action that requires payment of filing fees/costs. Distributed semiannually to the State Auditor for further distribution to the Indiana Bar Foundation to be used by the foundation to assist or establish approved pro bono legal services programs.
Service of Process Fee	33-37-5-15(a); 36-8-10-12; 33-37-5-15(d)	\$25	Collected from the person requesting service of a writ, an order, a process, a notice, a tax warrant, or any other paper by sheriff. May only be collected one time per case for the duration of the case, but the sheriff can collect one additional service of process fee of \$25 per case for any post judgment service. Collected by the sheriff. The sheriff distributes this fee to the county auditor for deposit in the County Pension Trust or County General Fund if there is no County Pension Trust.
Service of Process Fee (civil actions filed outside of Indiana)	33-37-5-15(b); 36-8-10-12; 33-37-5-15(d)	\$60	Collected from the person requesting service by sheriff in Indiana of a writ, order, process, notice, tax warrant, or any other paper for a civil action filed outside of Indiana. This fee may only be collected one time per case for the duration of the case and is usually collected by the sheriff. The sheriff distributes this fee to the county auditor for deposit in the County Pension Trust or County General Fund if there is no County Pension Trust.
Small Claims Garnishee Defendant Service Fee	33-37-4-6(a)(1)(C); 33-37-4-6(a)(3); 33-37-7-2(g)(2); 33-37-7-8(f)(3); 33-35-3-9(c)	\$10 per additional garnishee added in excess of three garnishees.	Collected from the party filing the small claims action for each garnishee named in excess of three garnishees. When a garnishee is added in excess of three garnishees, this fee is collected from the party adding the additional garnishee(s). Depending on court collecting, this fee is distributed to County or Local General Fund.
Small Claims Service Fee	33-37-4-6(a)(1)(B); 33-37-4-6(a)(2); 33-37-7-2(g)(1); 33-37-7-8(f)(2); 33-35-3-9(c)	\$10 for each additional party added after the first named defendant in the case.	The plaintiff in a small claims action pays this fee when other civil costs are paid. Depending on court collecting, this fee is distributed to County or Local General Fund.
Support and Maintenance Fee	33-37-5-6; 31-16-21-1; 33-37-4-4(b)(2); 33-37-7-2(f)	\$55 for the calendar year.	Applies to any action in which a final court order requires a person to pay support or maintenance payments through the clerk or the State Central Collection Unit. The clerk may not deduct this fee from a support or maintenance payment. Fees collected in non-Title IV-D child support cases are distributed to the county auditor. Fees from Title IV-D cases are distributed as follows: the designated percentage share that is reimbursable to the county at the federal financial participation rate is delivered to the county auditor; money not reimbursable to the county shall be delivered to the Office of the Secretary of Family and Social Services. The fee goes to the County General Fund if collected by the county clerk, or the State General Fund if collected by the State Central Collection Unit.

Other Sources of Revenue

Fee/Cost/Fine	Ind. Code § Citation	Fee Amount	Assessment and Distribution Notes:
Document Fee	33-37-5-1; 33-37-5-3; 33-37-5-4; 33-37-5-5	Not more than \$1 per page to prepare a transcript or copy of any record; \$1 per certificate; \$3 to record transcript of judgment.	Several different document fees may be assessed. A document fee may be charged for preparing a transcript or a copy of any record; to authenticate (certify under seal) a copy of any record, paper, or transcript; or to prepare/record a transcript of any judgment to become a lien on real estate. Any document fee collected for preparing a transcript or copy of any record should be deposited in the Clerk's Record Perpetuation Fund IC 33-37-5-2(a)(6). All other document fees should be deposited to County or Local General Fund depending on collecting court.
Interstate Probation Transfer Fee	11-13-4.5-4	\$125	An Indiana offender or delinquent child on probation or parole who applies to be transferred out of state under the Interstate Compact for Adult Offender Supervision or Interstate Compact for Juveniles must pay a fee of \$125 to the county probation department (if on probation) or the Department of Correction (if on parole). The fees collected by probation shall be transferred to the county treasurer who will deposit 50% in the County Offender Transportation Fund. The remaining 50% shall be transmitted to the Indiana Judicial Center for deposit in the State General Fund to be used to cover the cost of administering the Interstate Compact for Adult Offender Supervision and the Interstate Compact for Juveniles. The fees collected by the Department of Correction shall be deposited in the State General Fund to be used to cover the cost of administering the Interstate Compact for Adult Offender Supervision and the Interstate Compact for Juveniles.
Intra-state Probation Transfer Fee	Indiana Rules of Criminal Procedure 2.3(D)	\$75	A probationer who applies to have supervision transferred from one county to another within the State of Indiana pays a \$75 transfer fee to the receiving court. The receiving court may waive this fee if the offender is indigent. This fee is deposited in the receiving county's Supplemental Adult Probation Services Fund.
Late Payment Fee	33-37-5-22; 33-34-8-1; 33-37-4-1(b)(13); 33-37-4-2(b)(10); 33-37-4-3(b)(8); 33-37-5-2(a)(3); 33-37-7-2(d); 33-37-7-8(f)(1)	\$25	This fee is imposed if a defendant, convicted of a criminal action, ordinance violation, infraction (including unlawfully parking in a space reserved for a person with a physical disability), or delinquent act, fails to pay the costs, fines, or civil penalties to the clerk by the deadline set by the court. A court can suspend the late payment fee if the court finds good cause for failure to make timely payment of the fee. This fee of \$25 must be adopted by local rule. Deposited in the County or Local General Fund depending on the collecting court; however, if the fee is collected by the circuit court, a local ordinance may provide 40% of late fees will be deposited in the Clerk Record Perpetuation Fund and 60% in the County General Fund. If this fee is collected by a Marion County Small Claims Court, distribution is to the township trustee.

Marion County Small Claims Court Revenue References

The nine Marion County Small Claims Courts submit the same Reports on Court Revenue as the Circuit, Superior, Probate, and City and Town Courts; however, there are some fees collected that are designated for Marion County Small Claims Courts only. The following table references the additional fees collected:

Fee/Cost/Fine	Ind. Code § Citation	Fee Amount	Assessment and Distribution Notes:
Court Costs for Marion County Township Courts	33-34-8-1(a)(1); 33-34-8-1(b); 33-34-8-3; 33-37-4-2	\$37	A township docket fee of \$5 plus 45% of the court costs fee from Ind. Code § 33-37-4-2 for an infraction/ordinance violation case (currently \$70) rounded up to the nearest whole dollar. Distributed to township trustee monthly.
Redocketing Fee (Marion County Township Courts only)	33-34-8-1(a)(5); 33-34-8-3(a)	\$5	This fee is assessed if a claimant seeks to have a previously closed or dismissed case reopened for a resolution. Distributed to township trustee monthly.
Service of Process Fee (Marion County Township Courts)	33-34-8-1(a)(2); or 33-34-8-1(a)(3); 33-34-6-4(b)(5); 33-34-6-4(b)(6); 33-34-6-4(b)(7)	\$13 for service by certified mail or \$13 for personal service.	The plaintiff in a small claims action in a Marion County Township Court may choose service by certified mail or personal service and will only be charged one \$13 service fee. This fee is distributed to the constable or bailiff who executed service.

Filing Fees: Costs by Case Type Collected by the Clerk

Criminal Cases

Fee Type	Ind. Code § Citation	Fee Amount	Other Information	
Criminal Costs Fee	IC 33-37-4-1	\$120.00		
Marijuana Eradication Program Fee	IC 33-37-5-7		1	
Alcohol and Drug Services Program Fee	IC 33-37-5-8(b)		2	
Law Enforcement Continuing Education Fee	IC 33-37-5-8l	\$4.00		
Drug Abuse, Prosecution, Interdiction, and Correction Fee	IC 33-37-5-9		3	
Countermeasures Fee	IC 33-37-5-10		4	
Child Abuse Prevention Fee	IC 33-37-5-12		5	
Domestic Violence Prevention and Treatment Fee	IC 33-37-5-13		6	
Highway Worksite Zone Fee	IC 33-37-5-14		7	
Safe School Fee	IC 33-37-5-18		8	
Jury Fee	IC 33-37-5-19	\$2.00		
Document Storage Fee	IC 33-37-5-20	\$5.00		
Automated Record Keeping Fee	IC 33-37-5-21	\$20.00	9	
Late Payment Fee	IC 33-37-5-22		10	
Sexual Assault Victims Assistance Fee	IC 33-37-5-23		11	
Public Defense Administration Fee	IC 33-37-5-21.2	\$5.00		
Judicial Insurance Adjustment Fee	IC 33-37-5-25	\$1.00		
Judicial Salaries Fee	IC 33-37-5-26	\$20.00	12	
DNA Sample Processing Fee	IC 33-37-5-26.2	\$3.00	13	
Court Administration Fee	IC 33-37-5-27	\$5.00		
Total Criminal Fees		\$185	14	\$213

1. Collected only if the county has a program and there is a conviction under Ind. Code § 35-48-4; fee may not exceed \$300
2. Collected only if the county has a program; fee may not exceed \$400
3. Collected only if there is a conviction under Ind. Code § 35-48-4; fee range is \$200-\$1,000
4. Collected only if conviction under Ind. Code § 9-30-5 and driver's license suspension as a result; fee is \$200
5. Collected only if conviction of specified offenses and victim is under 18; fee is \$100
6. Collected only if conviction of specified offenses and relationship of parties; fee is \$50
7. Collect \$.50 only if traffic offense or could be \$25.50 if exceeding worksite speed limit or failure to merge
8. Collected only if conviction of offense in which use, or possession of a firearm is an element of the offense; fee range is \$200-\$1,000
9. Increased from \$19 to \$20 on July 1, 2017
10. Applies only if all conditions of the statute are met; fee is \$25
11. Collected only if conviction of specified offenses; fee range is \$500 - \$5,000
12. Increased from \$19 to \$20 on July 1, 2012
13. Increased from \$2 to \$3 on July 1, 2017
14. Total is \$213 if office is collection the sheriff's service of process fee of \$28

Juvenile Cases

Fee Type	Ind. Code § Citation	Fee Amount	Other Information	
Juvenile Costs Fee	IC 33-37-4-3	\$120.00		
Marijuana Eradication Program Fee	IC 33-37-5-7	*		
Alcohol and Drug Services Program Fee	IC 33-37-5-8(b)	*		
Countermeasures Fee	IC 33-37-5-10	*		
Document Storage Fee	IC 33-37-5-20	\$5.00		
Automated Record Keeping Fee	IC 33-37-5-21	\$20.00	1	
Late Payment Fee	IC 33-37-5-22	*		
Public Defense Administration Fee	IC 33-37-5-21.2	\$5.00		
Judicial Insurance Adjustment Fee	IC 33-37-5-25	\$1.00		
Judicial Salaries Fee	IC 33-37-5-26	\$20.00	2	
Court Administration Fee	IC 33-37-5-27	\$5.00		
Alternative Dispute Resolution Fee	IC 33-23-6-1		3	
Total Juvenile Fees		\$176	4	\$204

*See Footnotes to Criminal Cases chart on previous page for these fee types.

1. Increased from \$19 to \$20 on July 1, 2017
2. Increased from \$19 to \$20 on July 1, 2012
3. If the county has an approved plan from the Judicial Conference of Indiana, the Clerk shall collect from the party filing a petition for legal separation, paternity, or dissolution of marriage a fee of \$20.
4. Total is \$204 if office is collecting the sheriff's service of process fee of \$28

Civil Cases

Fee Type	Ind. Code § Citation	Fee Amount	Other Information	
Civil Filing Fee	IC 33-37-4-4(a)	\$100.00		
Document Storage Fee	IC 33-37-5-20	\$5.00		
Automated Record Keeping Fee	IC 33-37-5-21	\$20.00	1	
Public Defense Administration Fee	IC 33-37-5-21.2	\$5.00		
Judicial Insurance Adjustment Fee	IC 33-37-5-25	\$1.00		
Judicial Salaries Fee	IC 33-37-5-26	\$20.00	2	
Court Administration Fee	IC 33-37-5-27	\$5.00		
Civil Action Service Fee	IC 33-37-5-28		3	
Additional Garnishee Defendants Service Fee	IC 33-37-5-28		4	
Alternative Dispute Resolution Fee	IC 33-23-6-1		5	
Pro Bono Services Fee	IC 33-37-5-31	\$1.00	6	
Total Civil Fees		\$157	7	\$185

1. Increased from \$19 to \$20 on July 1, 2017
2. Increased to \$20 on July 1, 2012
3. The Clerk shall collect from the party filing the civil action, a service fee of \$10 for each additional defendant named other than the first named defendant. The Clerk shall collect from any party adding a defendant, a service fee of \$10. This does not apply to an action in which the service is made by publication in accordance with Indiana Trial Rule 4.13.
4. Add a \$10 fee per garnishee defendant in excess of 3 whether named or added. This does not apply to an action in which the service is made by publication in accordance with Indiana Trial Rule 4.13.
5. If the county has an approved plan from the Judicial Conference of Indiana, the Clerk shall collect from the party filing a petition for legal separation, paternity, or dissolution of marriage a fee of \$20.
6. This fee is not court revenue as it is distributed to the Indiana Bar Foundation to be used to establish or assist approved pro bono legal services programs.
7. Total is \$185 if office is collecting the sheriff's service of process fee of \$28

Small Claims Cases [Except Marion County Small Claims (township) Courts]

Fee Type	Ind. Code § Citation	Fee Amount	Other Information	
Small Claims Filing Fee	IC 33-37-4-6	\$35.00		
Small Claims Service Fee	IC 33-37-4-6	\$10.00	1	
Additional Small Claims Service Fee	IC 33-37-4-6	*		
Small Claims Garnishee Service Fee	IC 33-37-4-6		2	
Document Storage Fee	IC 33-37-5-20	\$5.00		
Automated Record Keeping Fee	IC 33-37-5-21	\$20.00	3	
Public Defense Administration Fee	IC 33-37-5-21.2	\$5.00		
Judicial Insurance Adjustment Fee	IC 33-37-5-25	\$1.00		
Judicial Salaries Fee	IC 33-37-5-26	\$15.00	4	
Court Administration Fee	IC 33-37-5-27	\$5.00		
Pro Bono Services Fee	IC 33-37-5-31	\$1.00	5	
Total Small Claims Fees		\$97	6	\$125

*\$10 fee per defendant added to the action.

1. Fee is per defendant named and paid by the party filing the action
2. Add a \$10 fee per garnishee defendant in excess of 3 whether named or added
3. Increased from \$19 to \$20 on July 1, 2017
4. Increased to \$15 on July 1, 2012
5. This fee is not court revenue as it is distributed to the Indiana Bar Foundation to be used to establish or assist approved pro bono legal services program.
6. Total is \$125 if office is collecting the sheriff's service of process fee of \$28

Probate Cases

Fee Type	Ind. Code § Citation	Fee Amount	Other Information	
Probate Costs Fee	IC 33-37-4-7(a)	\$120.00		
Document Storage Fee	IC 33-37-5-20	\$5.00		
Automated Record Keeping Fee	IC 33-37-5-21	\$20.00	1	
Public Defense Administration Fee	IC 33-37-5-21.2	\$5.00		
Judicial Insurance Adjustment Fee	IC 33-37-5-25	\$1.00		
Judicial Salaries Fee	IC 33-37-5-26	\$20.00	2	
Pro Bono Services Fee	IC 33-37-5-31	\$1.00	3	
Court Administration Fee	IC 33-37-5-27	\$5.00		
Total Probate Fees		\$177.00	4	\$205

1. Increased from \$19 to \$20 on July 1, 2017
2. Increased to \$20 on July 1, 2012
3. This fee is not court revenue as it is distributed to the Indiana Bar Foundation to be used to establish or assist approved pro bono legal services programs.
4. Total is \$205 if office is collecting the sheriff's service of process fee of \$28

Small Claims Cases filed in Marion County Small Claims Courts (township)

Fee Type	Ind. Code § Citation	Fee Amount	Other Information
Small Claims Filing Fee + Township Docket Fee	IC 33-34-8-1(a)(1) and 33-34-8-1(b)	\$37.00	
Service of Process Fee (certified mail or personal service)	IC 33-34-8-1(a)(2) or 1(a)(3)	\$13.00	(1)
Document Storage Fee	IC 33-37-5-20; 33-34-8-1(a)(6)	\$5.00	
Automated Record Keeping Fee	IC 33-37-5-21; 33-34-8-1(a)(7)	\$20.00	(2)
Public Defense Administration Fee	IC 33-37-5-21.2; 33-34-8-1(a)(9)	\$5.00	
Judicial Insurance Adjustment Fee	IC 33-37-5-25; 33-34-8-1(a)(10)	\$1.00	
Judicial Salaries Fee	IC 33-37-5-26; 33-34-8-1(a)(11)	\$15.00	(3)
Court Administration Fee	IC 33-37-5-27; 33-34-8-1(a)(12)	\$5.00	
Pro Bono Services Fee	IC 33-37-5-31; 33-34-8-1(a)(13)	\$1.00	(4)
Total Small Claims Fees		\$102.00	

1. The party filing the action may choose service by certified mail or personal service by township constable. Only one service fee is charged. This fee is not court revenue as it is distributed directly to the township constable.
2. Increased from \$19 to \$20 on July 1, 2017
3. Increased to \$15 on July 1, 2012
4. This fee is not court revenue as it is distributed to the Indiana Bar Foundation to be used to establish or assist approved pro bono legal services programs.

Infraction/Ordinance Violation Cases

Fee Type	Ind. Code § Citation	Fee Amount	Other Information	
Infraction or Ordinance Violation Costs Fee	IC 33-37-4-2	\$70.00		
Alcohol and Drug Services Program Fee	IC 33-37-5-8(b)	*		
Law Enforcement Continuing Education Fee	IC 33-37-5-8I	\$4.00		
Countermeasures Fee	IC 33-37-5-10	*		
Highway Worksite Zone Fee	IC 33-37-5-14		(1)	
Jury Fee	IC 33-37-5-19	\$2.00		
Document Storage Fee	IC 33-37-5-20	\$5.00		
Automated Record Keeping Fee	IC 33-37-5-21	\$20.00	(2)	
Late Payment Fee	IC 33-37-5-22	*		
Public Defense Administration Fee	IC 33-37-5-21.2	\$5.00		
Judicial Insurance Adjustment Fee	IC 33-37-5-25	\$1.00		
Judicial Salaries Fee	IC 33-37-5-26	\$20.00	(3)	
DNA Sample Processing Fee	IC 33-37-5-26.2	\$3.00	(4)	
Court Administration Fee	IC 33-37-5-27	\$5.00		
Total Infraction/Ordinance Violations Fees		\$135.00	5	\$163

*Judge determines if this fee is to be collected and the amount of the fee.

1. Collect \$.50 only if traffic offense and could be \$25.50 if exceeding the worksite speed limit or failure to merge
2. Increased from \$19 to \$20 on July 1, 2017
3. Increased to \$20 on July 1, 2012
4. Increased to \$3 from \$2 on July 1, 2017
5. Total is \$163 if office is collection the sheriff's service of process fee of \$28

Seatbelt Violations

Fee Type	Ind. Code § Citation	Fee Amount	Other Information
Class D Infraction	IC 9-19-10-8 IC 34-28-5-4	\$25.00	1
Total Seatbelt Violation Fee		\$25	

1. These judgments go to a separate account in the State General Fund in accordance with Ind. Code § 9-19-11-9.

Child Restraint System Violations

Fee Type	Ind. Code § Citation	Fee Amount	Other Information
Class D Infraction	IC 9-19-11-2 IC 9-19-11-3.6 IC 34-28-5-4	\$25.00	
Total Child Restraint System Viol. Fee		\$25	

1. These judgments go to a separate account in the State General Fund in accordance with Ind. Code § 9-19-11-9. Fees should be accounted for separately from the seatbelt violation.

Prosecutorial Pretrial Diversion Program (for certain level 6 and level 5 felonies and misdemeanors)

Fee Type	Ind. Code § Citation	Fee Amount	Other Information	
Deferred Prosecution Fee	IC 33-37-5-17	\$120.00		
Initial User Fee	IC 33-37-4-11	\$50 or \$75.00	1	
Monthly User Fee	IC 33-37-4-11	\$120.00	2	
Highway Work Zone Fee	IC 33-37-5-14		3	
Document Storage Fee	IC 33-37-5-20	\$5.00		
Automated Record Keeping Fee	IC 33-37-5-21	\$5.00	4	
Public Defense Administration Fee	IC 33-37-5-21.2	\$5.00		
Judicial Insurance Adjustment Fee	IC 33-37-5-25	\$1.00		
Judicial Salaries Fee	IC 33-37-5-26	\$20.00	5	
DNA Sample Processing Fee	IC 33-37-5-26.2	\$3.00	6	
Court Administration Fee	IC 33-37-5-27	\$5.00		
Total Prosecutorial Pretrial Diversion Program Fee		\$334	7	\$334 or \$359.50

1. Initial User Fee increased July 1, 2018, to \$75 for a felony. The fee remained \$50 for misdemeanors.
2. Monthly fee is \$20 for each month that the person remains in the pretrial diversion program; this fee increased effective July 1, 2018. This scenario would illustrate a 6-month program. The county may have different time ranges for the program which will cause the total to be different.
3. Collect \$0.50 only if traffic offense and could be \$25.50 if exceeding the worksite speed limit or failure to merge
4. Decreased to \$5 on July 1, 2011
5. Increased to \$20 on July 1, 2012
6. Increased to \$3 from \$2 on July 1, 2017
7. Total is \$334 for non-traffic misdemeanor offense, \$334.50 for traffic offense or \$359.50 if offense is exceeding a worksite speed limit or failure to merge. See Ind. Code § 33-37-5-14. The total increases \$25 for a felony.

Prosecutorial Deferral Program (for infractions and local ordinance violations)

Fee Type	Ind. Code § Citation	Fee Amount	Other Information	
Moving Traffic Offense Court Cost	IC 34-28-5-1	\$70.00	(1)	
Initial Users Fee *	IC 33-37-4-21	\$52.00	(2)	
Monthly User Fee *	IC 33-37-4-21	\$60.00	(3)	
Highway Work Zone Fee	IC 33-37-5-14		(4)	
Document Storage Fee	IC 33-37-5-20	\$5.00		
Automated Record Keeping Fee	IC 33-37-5-21	\$5.00	(5)	
Total Prosecutorial Deferral Program Fee		\$192.00	(6)	\$122.50, \$192 or \$217.50

*Statute states these fees are not to exceed these amounts. The prosecutor may assess lower rates than the maximum allowed.

1. If the infraction or violation is not a moving traffic offense, then this will not be collected.
2. \$50 goes to the deferral program and \$2 goes to the jury pay fund.
3. Monthly fee is \$10 for each month that the person remains in the deferral program. This scenario illustrates a 6-month program. The county may have different time ranges for the program which would cause the total to be different.
4. Collect \$0.50 only if traffic offense and could be \$25.50 if exceeding the worksite speed limit or failure to merge.
5. Decreased to \$5 on July 1, 2011.
6. Total is \$122.50 for non-moving offense, \$192 for moving traffic offense, or \$217.50 if moving traffic offense involving exceeding a worksite speed limit or failure to merge. See Ind. Code § 33-37-5-14.

Miscellaneous Fee Type Notes

1. Paternity cases are juvenile cases.
2. Adoptions are civil cases.
3. Guardianships are probate cases.
4. Mental Health cases are civil cases.

Distribution of Revenue

Revenue collected by a court is disbursed to state, county, or local general funds, user fee funds, or special funds used for specific programs or initiatives. Marion County Small Claims Courts (townships) have fees unique to their nine courts.

General Revenue Fund

A general fund consists of all money paid into the state, county or local treasury that is not required to be used for a specific purpose by constitution, statute, or local ordinance. The following fees fall into this category:

- Court Administration Fee
- Court Costs (except Marion County Small Claims (Township) Courts)
- Deferred Prosecution Fee (assessed in pretrial diversion programs for certain level 5 and 6 felonies and misdemeanors)
- Infraction Judgment Collections
- Judicial Salaries Fee
- Public Defense Administration Fee
- Support and Maintenance Fee
- Bond Administration Fee
- Civil Action Service Fee
- Civil Garnishee Defendant Service Fee
- Civil Penalties for Local Ordinance Violations
- Document Fee
- Small Claims Garnishee Defendant Service Fee

State User Fee Fund

Statutes require revenue generated from these fees be distributed to the State User Fee Fund:

- Automated Record Keeping Fee
- Child Abuse Prevention Fee
- Countermeasures Fee
- Domestic Violence Prevention & Treatment Fee
- Highway Work Zone Fee
- Safe Schools Fee

The State Treasurer administers the State User Fee Fund. Semiannually, the State Treasurer distributes a set amount (currently \$1,288,000) from this fund to the State Auditor to be further distributed in specific percentages set by state statute to other state funds dedicated for specific purposes as follows:

- 14.98% to the Alcohol and Drug Countermeasures Fund
- 8.42% to the Drug Interdiction Fund
- 4.68% to the Drug Prosecution Fund
- 5.62% to the Corrections Drug Abuse Fund
- 22.47% to the State Drug Free Communities Fund
- 7.98% to the Indiana Department of Transportation for use under Ind. Code § 8-23-2-15
- 20.32% to the Family Violence and Victim Assistance Fund
- 15.53% to the Indiana Safe Schools Fund

After each semiannual distribution, the State Treasurer distributes the funds remaining in the State User Fee Fund to the Court Technology Fund established by Ind. Code § 33-24-6-12. See Ind. Code § 33-37-9-4.

County and City/Town User Fee Funds

Each county has a County User Fee Fund, administered by the county auditor, to finance various programs such as a pretrial diversion or deferral program, informal adjustment programs for juveniles, marijuana eradication programs, alcohol and drug services programs, continuing education for law enforcement, payment for jurors, and problem-solving courts.

Every city or town that has established a city or town court is authorized by state statute to have a user fee fund for the purposes of supplementing the funds available to operate a pretrial diversion or deferral program, to provide for the continuing education of law enforcement officers, for local problem-solving courts, and for a local alcohol and drug services program. The following fees fall into the County and City/Town User Fee Funds:

- Alcohol and Drug Services Program Fee
- Deferral Program Fee (assessed in deferral programs for infractions and ordinance violations)
- Informal Adjustment Program Fee
- Jury Fee
- Law Enforcement Continuing Education Program Fee
- Marijuana Eradication Program Fee
- Pretrial Diversion Program Fee (assessed in pretrial diversion programs for misdemeanors)
- Problem-Solving Court Fee
- Revenue for Specific Purposes
- State statutes dedicate the revenue generated from these fees/costs to specific programs or initiatives:
- Adult Probation User and Administration Fees
- Alcohol Abuse Deterrent Program Fee and Medical Fee
- Alcohol and Drug Countermeasures Fee
- Alternative Dispute Resolution Fee (ADR)
- Bail Bond Fee
- Child Restraint System Violation Fine
- DNA Sample Processing Fee
- Document Storage Fee
- Drug Abuse, Prosecution, Interdiction and Corrections Fee
- Emergency Medical Services Restitution Fee
- Fines and Forfeitures
- Guardian *ad Litem*/Court Appointed Special Advocate User Fee (Dissolution or Legal Separation Actions)
- Guardian Ad Litem/Court Appointed Special Advocate User Fee (Juvenile Actions)
- Interstate Probation Transfer Fee
- Intrastate Probation Transfer Fee
- Judicial Insurance Adjustment Fee
- Juvenile Probation User Fees
- Late Surrender Fee
- Late Payment Fee
- Pretrial Services Fee
- Pro Bono Services Fee
- Reimbursement of Incarceration Costs
- Reimbursements to County or Municipality for Public Defense Expenditures
- Reimbursements to Department of Natural Resources
- Service of Process Fee
- Service of Process Fee (civil actions filed outside of Indiana)
- Sexual Assault Victims Assistance Fee
- Special Death Benefit Fee
- Vehicle License Judgments (Overweight Vehicle Cases)
- Worksite Speed Limit Judgments
- Youth Tobacco Civil Penalt

Revenue Unique to Marion County Small Claims Courts

These township courts also assess many of the other fees assessed in small claims case fees heard by county trial courts. The following costs/fees are only assessed by the nine Marion County Small Claims (township) Courts.

- Filing Fee and Township Docket Fee
- Redocketing Fee
- Service of Process Fee (Certified Mail)
- Service of Process Fee (Personal Service)

Ind. Code § 33-34-8-5 requires the Marion Circuit Judge to designate two of the nine Marion County Small Claims Courts as low caseload courts. Beginning July 1, 2015, all Marion County Small Claims courts that are not low caseload courts must begin sending \$1.50 of the township docket fee to the township trustee of each low caseload court at the end of each month.

2020 INDIANA TRIAL COURTS REPORT CASELOAD STATISTICS

2020 Indiana Trial Courts Report Caseload Statistics.....	60
Summary of Caseload Reports.....	61
Criminal Case Types	61
Civil Violations	63
Juvenile Case Types.....	63
Civil Case Types.....	64
Court Business Record	66
Methods of Disposition	66
Movement of Cases.....	68
Case Types and Abbreviations	69
Court Services Information	70
Weighted Caseload Measures.....	72
Weighted Caseload Summary.....	72
Caseload Allocation Plans.....	73
Weighting Factors.....	74
Weighted Caseloads by District.....	76
2020 Weighted Caseload Measures	77
Comparison of Cases from 2011-2020	88
Cases Filed – All Courts.....	88
Cases Filed – Courts of Record	90
Cases Filed – City and Town Courts.....	92
Cases Disposed – All Courts.....	94
Cases Disposed – Courts of Record	96
Cases Disposed – City and Town Courts.....	98
Summary of 2020 New Filings by General Case Type.....	100
2020 Case Information: Totals All Courts.....	101
Statewide Case Totals – Courts of Record.....	103
Statewide Case Totals – City and Town Courts	105
Cases in which Pauper Counsel was Appointed.....	107
2020 Cases with Pauper Counsel	107
2020 Self Represented Litigants	108
2020 Method of Case Disposition	110
Summary of All Disposition Types.....	110
Statewide Disposition Totals – All Courts.....	111
Statewide Disposition Totals – Courts of Record.....	113
Statewide Disposition Totals – City and Town Courts	115
Statistical Trends.....	117
Additional Judicial Branch Reports	131

Summary of Caseload Reports

Ind. Code § 33-24-6-3(a)(2) requires IOCS to collect and compile statistical data on the judicial work of the courts. Each quarter, Indiana trial courts report their caseloads by electronically submitting a Quarterly Case Status Report (QCSR) using the Indiana Courts Online Reports (ICOR) system through Incite, the judicial system's secure extranet for court information. The QCSR reports contain summary information, by case type, on the number of cases filed and pending, the movement of cases between courts via transfer or venue, and the method by which cases were disposed during a reporting period. Once all QCSR reports have been received, data is then imported in excel and pdf format. Due to the significant amount of information and for ease of use, caseload data is published with this report in excel format only.

In addition to the cases administered by a specific court, the QCSR tracks the number of judicial resources available to a court and the time a judge spends hearing cases in another court. The QCSR also captures other case-related information used to administer and improve court projects and initiatives. For example, data is collected tracking the number of cases

- referred to alternative dispute resolution
- requiring the appointment of pauper counsel
- requiring the service of a court interpreter; and
- requiring the appointment of a Guardian *ad Litem* or court appointed special advocate (juvenile cases only).

Case information is grouped into four categories: criminal, civil violation, juvenile, and civil and is tracked using the case type classification code outlined in Indiana Administrative Rule 8(B)(3). An administrative case type called "court business record" is recorded, but is not counted, in a court's weighted caseload. Case type designations and categories are as follows.

Criminal Case Types

If a defendant is charged with multiple offenses, the case is counted only one time under the most serious charge. Although the prosecutor may amend the charges after filing, for administrative purposes a case continues with its initial case designation in the statistical reports. Each defendant is assigned his or her own case number.

Beginning July 1, 2014, criminal felony filings, except for Murder, are categorized and reported on the quarterly case status report on ICOR either as Class A felony (FA), Class B felony (FB), Class C felony (FC), Class D felony (FD) or as Felony Level 1 (F1), Felony Level 2 (F2), Felony Level 3 (F3), Felony Level 4 (F4), Felony Level 5 (F5) and Felony Level 6 (F6) depending on when the alleged crime occurred. Felonies occurring prior to July 1, 2014, are reported as a Class A felony (FA), Class B felony (FB), Class C felony (FC), or Class D felony (FD). Felonies occurring on or after July 1, 2014, are reported as a Felony Level 1 (F1), Felony Level 2 (F2), Felony Level 3 (F3), Felony Level 4 (F4), Felony Level 5 (F5) or Felony Level 6 (F6).

MR – Murder: All murder cases are filed under this category. If the State seeks either the death penalty or life without parole, that information is also collected and reported in the QCSR under the additional information section.

CF – Criminal Felony: This category includes all cases filed prior to January 1, 2002, as Murder or Class A, B, and C felonies. Although new filings are not permitted for this category, existing cases with a CF designation are still reported and disposed of in this category. Indiana Administrative Rule 8 was amended by Supreme Court Order 94S00-0101-MS-67 and became effective January 1, 2002.

Felonies committed between January 1, 2002 and June 30, 2014

FA – Class A Felony: Cases in which the defendant is charged with a crime defined as a Class A felony are filed under the FA category. Examples include kidnapping, voluntary manslaughter with a deadly weapon and arson involving bodily injury.

FB – Class B Felony: Examples include aggravated battery, rape, child molesting, carjacking, and armed robbery.

FC – Class C Felony: Examples include involuntary manslaughter, robbery, burglary, and reckless homicide.

FD – Class D Felony: All Class D felonies filed on or after January 1, 2002, plus all Class D felonies filed before January 1, 2002, that have the case type DF are filed under the FD category. Examples of crimes in this category include theft, receiving stolen property, computer tampering and fraud.

Felonies committed on or after July 1, 2014

F1 – Level 1 Felony: Examples include dwelling burglary with serious bodily injury.

F2 – Level 2 Felony: Examples include voluntary manslaughter and armed dwelling burglary.

F3 – Level 3 Felony: Examples include aggravated battery and child molesting.

F4 – Level 4 Felony: Examples include dwelling burglary and dealing in cocaine (1 – 5 grams).

F5 – Level 5 Felony: Examples include kidnapping, involuntary manslaughter, and reckless homicide.

F6 – Level 6 Felony: Examples include theft and battery with moderate bodily injury.

Misdemeanors and other Criminal Case Types

CM – Criminal Misdemeanor: This category includes all criminal cases filed as misdemeanors.

Examples of crimes in this category are criminal trespass, check deception, harassment, and battery.

PC – Post – Conviction Petition: This category includes all petitions for post-conviction relief filed under the Post-Conviction Rules. Although this case type is a civil case, it is listed after the criminal case types on the QCSR and in this report.

MC – Miscellaneous Criminal: This category includes all criminal matters which are not easily classified as felony or misdemeanor and are not part of an ongoing proceeding. An example of a case falling into this category is a probable cause hearing for a criminal charge not yet filed. A

search warrant issued before charges are filed, is assigned an MC case and results in a bench disposition. If charges are filed, then a case in the appropriate category is opened.

Civil Violations

Infractions and Ordinance Violations are civil violation case types. They are listed after the criminal case types on the QCSR and in this report.

IF – Infractions: Infractions are typically traffic-related offenses brought in the name of the State and prosecuted by the prosecuting attorney. Similar to criminal cases and ordinance violations, multiple offenses (i.e., multiple tickets or citations issued to the same individual or arising from the same circumstances) result in only one case filing.

OV/OE – Ordinance Violations: Local ordinance violations are enforced through court proceedings or a municipal corporation’s ordinance violations bureau. Ordinance violation cases are brought in the name of the municipal corporation and prosecuted by the municipal attorney. All moving traffic violations are enforced through a court proceeding. If a local ordinance violation is heard in court, an OV case type is assigned. Local ordinance violations enforced by municipal ordinance violations bureaus are not court cases and, therefore, are not assigned a case type/case number. The OE case type is not currently used.

Juvenile Case Types

Indiana Administrative Rule 1 requires the circuit court clerk to assign a separate case number to each child who is the subject of a juvenile case regardless of familial relationship to another child. Indiana Trial Rules allow cases of related children and other related cases to be joined for hearing.

JC – Juvenile CHINS: This category reflects cases where a child is alleged to be a child in need of services as defined by Ind. Code § 31-34-1-1 et. Seq. Examples include a child who is not receiving or is unlikely to receive care, treatment, or rehabilitation without court intervention.

JD – Juvenile Delinquency: Cases in which a child is charged with a delinquent offense are filed in this category. Ind. Code § 31-37-1-2 defines a delinquent act as one committed by a child before becoming eighteen (18) years of age and is a criminal offense if committed by an adult. The case is recorded as a new filing when a petition for detention hearing or a petition alleging delinquency is filed.

JS – Juvenile Status: Cases in which a child is charged with committing an offense which is not a crime if committed by an adult are filed in this category. Examples include curfew violations, school truancy and underage alcohol purchase or consumption.

JP – Juvenile Paternity: This category includes paternity actions filed by any of the parties specified by statute, including the prosecutor. Ind. Code § 31-14-4-1 identifies who may file paternity actions.

JM – Juvenile Miscellaneous: This category applies to juvenile matters which are not specifically listed in the previous juvenile case type categories including court approval of informal adjustments. An informal adjustment is a disposition by a court order approving a signed agreement resolving a potential juvenile delinquency or CHINS case.

JT – Termination of Parental Rights: This category includes all proceedings for termination of parental rights. In termination of parental rights cases involving multiple children, a separate case number is assigned to each child.

JQ – Juvenile Protective Order: This category only applies to protection order petitions filed by the Indiana Department of Child Services (DCS) under IC 31-34-2.3-2 and IC 31-34-2.3-5.

Civil Case Types

Civil cases are filed when the plaintiff or petitioner seeks monetary damages or court redress.

CP – Civil Plenary: All Civil Plenary cases filed before January 1, 2002, have the CP case type designation. Although new filings are not permitted for this category, existing cases with a CP designation are still reported and disposed of in this category. Indiana Administrative Rule 8 was amended by Supreme Court Order 94S00-0101-MS-67 and became effective January 1, 2002.

PL – Civil Plenary: All Civil Plenary cases filed on or after January 1, 2002, receive the PL designation. Basic civil cases, not otherwise specifically included as separate categories, are filed with this designation. Generally, these cases may be more complex, do not involve a mortgage foreclosure or the collection of an outstanding debt. Frequently cases involving contract disputes and actions seeking equitable or injunctive relief are assigned this case type.

MF – Mortgage Foreclosure: All Mortgage Foreclosure cases filed after January 1, 2002, are reported in this category.

CC – Civil Collection: All Civil Collections filed after January 1, 2002, are reported in this category, and may include the following: suits on notes and accounts, general collection suits, landlord/tenant suits for collection, ejectment, and tax warrants. If these cases are filed on the small claims docket of a court or the small claims division of a multi-division court, the SC case type is used.

CT – Civil Tort: Cases founded in tort and filed on the regular civil docket of the court are included in this category. Small claims, which also could be founded in tort, are included in a separate category.

SC – Small Claims: This category includes cases filed on the small claims docket of circuit or superior courts, as well as cases filed in the nine Marion County Small Claims Courts. While city and town courts may have cases that fall within the monetary limits of small claims jurisdiction, those cases are not defined as small claims by statute and are counted as PL – Plenary or CC – Civil Collection depending upon the nature of the action. Small claims actions include cases where the amount in dispute is \$6,000 or less, landlord-tenant ejectment actions and landlord-tenant disputes. Beginning July 1, 2015, Marion County Small Claims Courts jurisdictional amount in landlord-tenant possessory actions and possession of property cases increased to \$8,000 in landlord-tenant possessory actions and possession of property cases.

DR – Domestic Relations: Actions involving petitions for dissolution of marriage, legal separation, and petitions to establish child support are filed in this category. New filings are not permitted in this case type after December 31, 2016.

DC – Domestic Relations with Children: Actions involving petitions for dissolution of marriage, legal separation, and petitions to establish child support where the family unit involves children are filed in this category. This was a new case type effective January 1, 2017.

DN – Domestic Relations Not Involving Children: Actions involving petitions for dissolution of marriage and legal separation where the family unit does not involve children are filed in this category. This was a new case type effective January 1, 2017.

RS – Reciprocal Support: Actions for reciprocal enforcement of child support and petitions for modification of support or custody and/or support under the 2007 Amended Uniform Child Custody Jurisdiction Act are counted in this category.

MH – Mental Health: Proceedings involving mental health commitments, including temporary commitments, an extension of temporary commitment, regular commitment, or termination of a commitment are filed under this category.

AD – Adoption: Petitions for adoption are filed under this category. Additionally, on or after January 1, 2002, petitions seeking release of adoption records are filed in this category.

ES – Supervised Estates: All probate estates are filed under this category unless the court grants a petition requesting unsupervised administration (EU).

EU – Unsupervised Estates: Probate estates for which a petition requesting unsupervised administration is filed along with a petition for probate of the will and letters testamentary or for appointment of an administrator is filed under this category. If the court revokes an order of the unsupervised administration pursuant to Ind. Code § 29-1-7.5-2(d), the case is changed to ES.

EM – Miscellaneous Estate Matters: All matters related to estates that do not require payment of a filing fee are filed under this category. Examples include pleadings related to filing inheritance tax returns, spreading of the will of record (Ind. Code § 29-1-7-4), opening bank lock boxes, and objections to probate of will (Ind. Code § 29-1-7-16).

GU – Guardianship: Petitions for appointment of guardians are filed under this category. A guardianship case is considered “closed” when the court enters an order appointing and approving the guardianship.

GM – Guardianship Misc.: New case type as of January 1, 2020 – This case type is used for proceedings filed under Ind. Code § 29-3-4 which include petitions for protective orders for the benefit of a person who has been adjudicated an incapacitated person or a minor and that individual who owns property or has income that requires management/protection, has financial/business affairs that may be jeopardized or impaired, or has property that needs to be managed to provide for support of the incapacitated person.

TP – Tax Petition: This was a new case type effective January 1, 2017. The buyer at the tax sale must send certified mail notices to all owners within nine months of the sale allowing the owner to redeem the property by the end of the one-year period. The existing owner of the property has one (1) year to redeem the property after a tax sale. If the owner does not redeem, the tax sale buyer of the property may petition the court for a deed. This petition for deed is filed as a TP case.

TR – Trusts: This category includes trust matters before the court. This case type includes trusts that have been created through an estate and are separately docketed and reported from the estate or trusts that by their terms require court docketing.

TS – Tax Sale: This was a new case type effective January 1, 2017. After a landowner has been delinquent on taxes for three periods (1.5 years), the county treasurer, on or before July 1 or 51 days after the tax payment due date, certifies the list of eligible parcels for tax sale. See Ind. Code § 6-1.1-24-1(a). The county auditor then sends a certified notice and publishes newspaper advertisements alerting the landowner of the lien on the property and that it will be sold at a tax sale. If the landowner does not pay the delinquent taxes, the auditor files an Application for Judgment for the collection of the unpaid tax liens and this application, which may relate to multiple properties and owners, is docketed as a single TS case. See Ind. Code § 6-1.1-24-4.6(b).

PO – Protective Order: New petitions for protective orders which are not part of an ongoing process (such as marriage dissolution) are filed in this category. However, if the parties subsequently file a petition for dissolution, the cases remain separate for reporting, enforcement, and retention purposes.

XP – Expungement: This is a new case type as of July 1, 2015, includes expungement petitions filed under Ind. Code § 35-38-9.

MI – Civil Miscellaneous: Routine civil matters which are not easily categorized in other areas, and which are not part of any other pending litigation are reported in this category. Examples are petitions for name change, appointments of appraisers, petitions for emancipation, a proceeding to reinstate a driver's license that was administratively suspended, a Habeas Corpus case from DOC, and marriage waivers.

Court Business Record

CB – Court Business Record: This category is intended for non-case specific matters, such as the appointment of a judge *pro tem*, drawing the jury, adopting, or amending local rules, or recording a foreign protective order. This designation provides a way to number and locate records that do not pertain to any specific case. These matters are not counted as cases and do not affect the court's weighted caseload.

Methods of Disposition

The Quarterly Case Status Reports also include summary dispositional information. A brief description of each method of disposition follows:

Jury Trial: This category reflects cases where trial was commenced with a jury. This type of disposition is limited to cases where the jury is seated and sworn, and the court has received evidence and the jury rendered a verdict or the case was resolved in some manner prior to the announcement of a verdict.

Bench Trial: Cases are disposed in this category by the court after a trial without a jury in which a witness has been sworn in to testify and the court entered a judgment, or the case was resolved prior to the announcement of a judgment.

Bench Disposition: Cases that are disposed by final judicial determination of an issue, but where no witnesses are sworn, and no evidence is introduced, are counted in this category. These dispositions include decisions on motions for summary judgment, hearings on other dispositive motions, and settled cases in which the parties tender an agreed judgment to the court for approval which can then be enforced through proceedings supplemental to execution. Approval of informal adjustments in juvenile matters and issuance of search warrants unrelated to any pending case also generally fall into this category.

Dismissed: This category applies to cases which are dismissed either by the court on its own motion (Indiana Trial Rule 41I), upon the motion of a party, or upon an agreed entry as the result of settlement between the parties.

Default: This category is applicable only in civil cases, infractions, and ordinance violations where the defendant fails to comply with Indiana Trial Rules and a judgment of default is entered by the court.

Deferred/Diverted: If a prosecutor and defendant agree to defer prosecution or if the defendant enters a diversion program, the case is disposed in this category. Although the case is not formally dismissed until the completion of the deferral obligations, this category permits the criminal courts to reduce their pending caseloads by the number of cases where the cases will eventually be dismissed. Likewise, even though diversion programs are often part of a guilty plea, they fall into this category as a way for the state to track the number of defendants consenting to the diversion programs.

Guilty Plea/Admission: Cases in which the defendant pleads guilty to an offense or admits to the commission of an infraction or ordinance violation are counted under this category. Infraction and ordinance violation cases are only reflected in this disposition category if the case comes before the court for decision. An admission by mail or through a court clerk or violations bureau clerk is counted as being disposed by Traffic Violations Bureau. Also included in this category are dispositions of juvenile cases where the juvenile admits the claims, or the father admits paternity and in protective order cases where a party admits to the claims in the protective order.

Traffic Violations Bureau: This disposition category only applies to infraction and ordinance violations. Ind. Code § 34-28-5-7 permits any court to establish a traffic violations bureau and appoint a violations clerk to serve under the direction of the court. The court must designate those traffic violations that are within the authority of the violations clerk. This category is used when the defendant elects to pay the penalty for the violation by mailing or delivering payment to the violations clerk or by making payment online and without going to court.

Closed: Routine closing of an estate or adoption proceeding, as well as the routine termination of a trust or guardianship, are counted in this disposition type. Also included in this category are cases where the defendant has filed bankruptcy, or the case is removed to federal court.

FTA/FTP: This category includes ordinance violation cases and infraction cases in which the defendant fails to appear or fails to pay. Once counted in this category, the case is not recounted even if the defendant later appears, pays, or proceeds to a full trial.

Other: Any case disposition that is not otherwise accounted for in the preceding categories is included here. Example: a case was opened in error.

Movement of Cases

In addition to cases filed and disposed, cases are venued or transferred between courts.

Venued In/Out: Cases filed in a court that are later moved to another county for any reason are listed in this category.

Transferred In/Out: Cases transferred from one court to another within the same county, or from one court docket to another (such as a move from small claims docket to the civil plenary docket), are recorded here. In the event a motion for change of venue from the judge results in a transfer of the case to another court in the same county, the case is also counted in this category.

For more detailed information regarding case assignment and case disposition, three resources are available. Please refer to the instructions for reporting requirements (QCSR Application Guide), the Case Type Quick Reference Guide and the Administrative Manual at courts.in.gov.

Case Types and Abbreviations

	Case Type	Abbreviation	Case Type	Abbreviation
Criminal	Murder	MR	Level 1 Felony	F1
	Life without Parole**	LP**	Level 2 Felony	F2
	Death Penalty**	DP**	Level 3 Felony	F3
	Felony* (Prior to 1/1/02)	CF*	Level 4 Felony	F4
	A Felony	FA	Level 5 Felony	F5
	B Felony	FB	Level 6 Felony	F6
	C Felony	FC	Post-Conviction Relief	PC
	D Felony	FD	Criminal Misdemeanor	CM
		Miscellaneous Criminal	MC	
Civil Violations	Infractions	IF	Ordinance Violations	OV/OE*
Juvenile	Juvenile CHINS	JC	Juvenile Paternity	JP
	Juvenile Delinquency	JD	Juvenile Miscellaneous	JM
	Juvenile Status	JS	Juvenile Termination of Parental Rights	JT
	Juvenile Protection Order	JQ		
Civil	Civil Plenary* (Prior to 1/1/02)	CP*	Estates – Supervised	ES
	Civil Plenary (Filed after 1/1/02)	PL	Estates – Unsupervised	EU
	Mortgage Foreclosure	MF	Estates – Miscellaneous	EM
	Civil Collections	CC	Guardianship	GU
	Civil Tort	CT	Guardianship Misc.	GM
	Small Claims	SC	Trusts	TR
	Domestic Relations*	DR*	Protective Orders	PO
	Domestic Relation with Children	DC	Expungements	XP
	Domestic Relation No Children	DN	Civil Miscellaneous	MI
	Reciprocal Support	RS	Court Business (Administrative Case Type)	CB
	Mental Health	MH	Tax Sale	TS
	Adoption	AD	Tax Petition	TP

*These case types are no longer used for new filings.

**These case types are subtypes of Murder and are used for statistical reporting purposes only.

Court Services Information

The cases filed in the courts are assigned to a particular court according to the county's local caseload allocation plan. Various court services are provided based on the individual needs of the litigants and the judges. The following are services and judicial provisions the courts track on the quarterly statistical forms.

Special Judge Service: According to Rules 76, 79 and 79.1 of the Indiana Rules of Trial Procedure, and Rule 13 of the Indiana Rules of Criminal Procedure, a special judge can assume jurisdiction on a case under certain circumstances. The courts report cases where the reporting judge serves as a special judge on other court's cases and reports cases where a special judge is serving in the reporting court. The assignment of a special judge is reported in the quarter in which the special judge is assigned.

Cases with Unrepresented (Pro Se) Litigants: The courts report cases in each case type category if a party proceeds without attorney representation at any point in the case while the case remains open. A case is only reported once, even if several parties in the same case proceed without attorney representation, or if the status of the litigant changes one or more times during the course of the case. The criminal and juvenile courts count a criminal or juvenile case as unrepresented if, after the hearing in which the defendant is offered an attorney, the defendant refuses one and acts on his/her own behalf thereafter. For a civil case, the courts determine unrepresented status starting from the moment the complaint or petition is filed. If a plaintiff files a civil case without the assistance of an attorney, the court counts that case as unrepresented. If a defendant files a document or attends a hearing without an attorney, the court counts the case as unrepresented, unless the plaintiff's unrepresented status was already reported. Frequently, those courts that exercise small claims jurisdiction and/or handle infractions and ordinance violations have multiple cases falling into this category. Litigants who are defaulted are not counted as unrepresented since information about representation was not obtained. A case may be counted as unrepresented at any time the court believes at least one party is acting on his or her behalf without the assistance of counsel. Each case may be counted a maximum of one time as unrepresented in the life of the case. Courts may look to appearance forms, filings (if a person files something or appears without an attorney), attendance at hearings without attorney representation or any other factor for this determination. The Indiana Supreme Court uses the statistics reported on this line to provide enhanced resources tailored to the case type for unrepresented litigants. Litigants previously referred to as Pro Se are now often referred to as Unrepresented Litigants.

Cases Referred to Alternative Dispute Resolution: As defined by Indiana Rules of Alternative Dispute Resolution Rule 1.1, recognized alternative dispute resolution (ADR) methods include arbitration, mediation, conciliation, facilitation, mini-trials, summary jury trials, private judges, convening or conflict assessment, neutral evaluation and fact-finding, multi-door case allocations, and negotiated rulemaking. A court may order any covered case to proceed with a form of ADR prior to conducting further court proceedings. If ADR is successful on all issues before the court, then the court will report the case dismissed as the disposition type. Regardless of whether ADR is ultimately successful, the courts report the referral on the quarterly statistical report in the quarter of the ADR referral. These statistics are used by the Indiana Supreme Court to encourage ADR

plans and other services for the courts in resolving the cases outside of the courtrooms. Currently, IOCS administers Family Court ADR plans for domestic relations cases and juvenile paternity cases.

Appointment of Public Defenders: The courts report the cases where a public defender was appointed at county expense or partial county expense.

Appointment of GAL/CASA: Guardians *Ad Litem* (GAL) and Court Appointed Special Advocates (CASA) are reported in certain case type categories and the reported numbers should correspond with the related GAL/CASA program for that county. The Indiana Supreme Court uses these statistics to support grant proposals as well as identify counties needing more resources. The courts report the case in the first quarter in which a guardian or advocate is appointed during the life of the case.

Use of Court Interpreters: The courts report the appointment of a court interpreter as well as the language interpreted in the first quarter an interpreter is used in the case. Currently, the Indiana Court Interpreter Program offers candidates certification opportunities in 18 languages, including Spanish, Mandarin, Polish, Vietnamese, and Korean.

For more detailed information regarding case assignment and case disposition, three resources are available: the QCSR Application Guide, the Case Type Quick Reference, and the Administrative Manual. These three resources can be found at courts.in.gov.

Weighted Caseload Measures

A Weighted Caseload (WCL) Measure system provides a basis for relative comparison between the different case types and allows courts and court policy makers to determine the resources necessary to handle the courts' caseloads. Indiana Administrative Rule 1 requires courts of record to develop and implement a caseload allocation plan to ensure an even distribution of judicial workload among the courts in the county.

Indiana's trial courts use a WCL measurement system as a uniform, statewide method for comparing trial court caseloads. Based on time studies and actual case file reviews, the WCL system ascribes relative weights, measured in minutes, to each new case filed in Indiana's trial courts of record. Through Indiana Administrative Rule 8, the Indiana Supreme Court defined 44 different case types that are used to designate new filings.

Periodically, Indiana performs a time study to determine if the weight (i.e., time) assigned to each case type remains an accurate representation of the average amount of judicial time spent processing that case type (in and out of the court room). In 2016, the Judicial Administration Committee published the results of the most recent study, called the Indiana Caseload Assessment Plan to Utilize Resources Efficiently (CAPTURE). CAPTURE, conducted by the National Center for State Courts (NCSC), reviewed all 43 case types and was the first review that included a thirty-day time study in which all trial court judicial officers (judges, magistrates, commissioners, and referees) in all 92 counties participated.

The WCL system is used to evaluate new filings only. It allows courts to forecast the judicial resources that would be necessary to process the cases being filed in a particular court or county. Each April, IOCS publishes a Weighted Caseload Report for the previous calendar year on the Indiana Courts website.

Because the WCL system is based on statewide averages, it is important to keep in mind that it encompasses cases that are dismissed before any action is ever taken by a court, cases that are settled, cases that are reopened many times, and cases that may take weeks to try. It is also important to note that averages cannot reflect specific local differences that may affect a particular county or court.

Weighted Caseload Summary

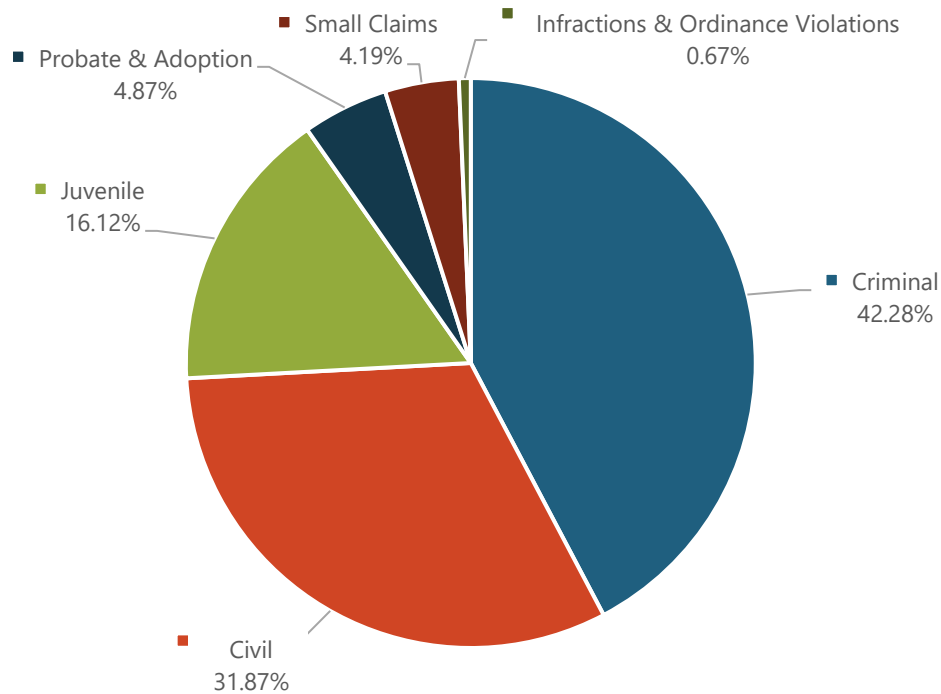
The following charts and tables reveal the importance of the weighted caseload measures, which reflect the judicial resources consumed by each category. Despite the 190,812 infractions, 14,634 ordinance violations, and 114,329 small claims cases filed in courts of record, these case categories consume relatively little judicial resources. In contrast, the 199,954 civil and 237,949 criminal cases consume roughly 73% of total judicial resources in courts of record. Criminal cases represent 27% of all case filings and consume 40% of judicial resources.

To assist policy makers in accurately assessing need for additional judicial officers, IOCS prepares a report on the relative severity of judicial resources needed. The WCL system provides a tool for assessing the need for additional judges based on the number of cases being filed in each county. The "relative severity of need" concept provides a comparison of the need for new judges in each county. The accompanying chart shows a comparison on the "need" (how many judicial officers are needed) and the "have" (how many judicial officers exist) for the State of Indiana for a four-year period.

Caseload Allocation Plans

IOCS, per Indiana Administrative Rule 1, reviews caseload allocation plans every year for certain Indiana counties based on a schedule set forth by the rule. These plans detail which types of cases are assigned to a given court. The review, based on the statistical data collected, ensures that the courts of record in the scheduled counties have an even distribution of judicial workload. Counties must submit a new plan or resubmit an existing plan, if no changes are required, every two years.

Allocation of Judicial Resources



Weighting Factors

The following chart contains the weighting factors (minutes) by case category from each of the study years:

	Abbreviation	Minutes Assigned			
		1996	2002	2009	2016
Capital Murder	LP DP	155	2,649	2,649	2,649
Murder	MR	155	452	1,209	1,038
A Felony	FA	155	420	359	359
B Felony	FB	155	260	218	218
C Felony	FC	155	210	211	211
D Felony	FD	75	75	125	125
Level 1 Felony	F1	**	**	**	679
Level 2 Felony	F2	**	**	**	269
Level 3 Felony	F3	**	**	**	232
Level 4 Felony	F4	**	**	**	195
Level 5 Felony	F5	**	**	**	149
Level 6 Felony	F6	**	**	**	92
Criminal Misdemeanor	CM	40	40	40	39
Post-Conviction Relief	PC	0	0	345	351
Miscellaneous Criminal	MC	18	18	18	17
Infractions	IF	3	2	2	1
Ordinance Violations	OV	3	2	2	2
Problem Solving Court Referral	*	0	0	172	423
Juvenile CHINS	JC	112	111	209	176
Juvenile Delinquency	JD	62	60	60	91
Juvenile Status	JS	38	58	58	17
Juvenile Paternity	JP	106	82	82	146
Juvenile Miscellaneous	JM	12	12	12	8
Juvenile Termination of Parental Rights	JT	141	194	475	124
Juvenile Protection Order	JQ	-	-	-	-
Civil Plenary	PL CP	106	121	121	121
Mortgage Foreclosures	MF	121	23	23	24
Civil Collections	CC	121	26	26	16
Civil Tort	CT	118	118	118	148
Small Claims	SC	13	13	13	12
Domestic Relations	DR	139	185	185	-
Domestic Relations with Children	DC	***	***	***	259
Domestic Relations No Children	DN	***	***	***	39
Reciprocal Support	RS	31	31	31	37
Mental Health	MH	37	37	37	21
Adoption	AD	53	53	53	49
Estate	ES, EU, EM	85	85	85	***
Estate Supervised	ES	***	***	***	50
Estate Unsupervised	EU	***	***	***	44
Estate Miscellaneous	EM	***	***	***	9
Guardianship	GU	93	93	93	93

	Abbreviation	Minutes Assigned			
		1996	2002	2009	2016
Guardianship Misc.	GM	-	-	-	-
Trusts	TR	40	40	40	126
Protective Orders	PO	34	37	37	28
Civil Miscellaneous	MI	87	87	87	32
Expungement	XP	-	-	-	25
Tax Sale	TS	***	***	***	128
Tax Petition	TP	***	***	***	21

**A case type name and abbreviation were not given to Problem-Solving court referrals. The number of Problem-Solving court referrals is provided by each court in Part V, Line 7, of the Quarterly Case Status Report (QCSR).*

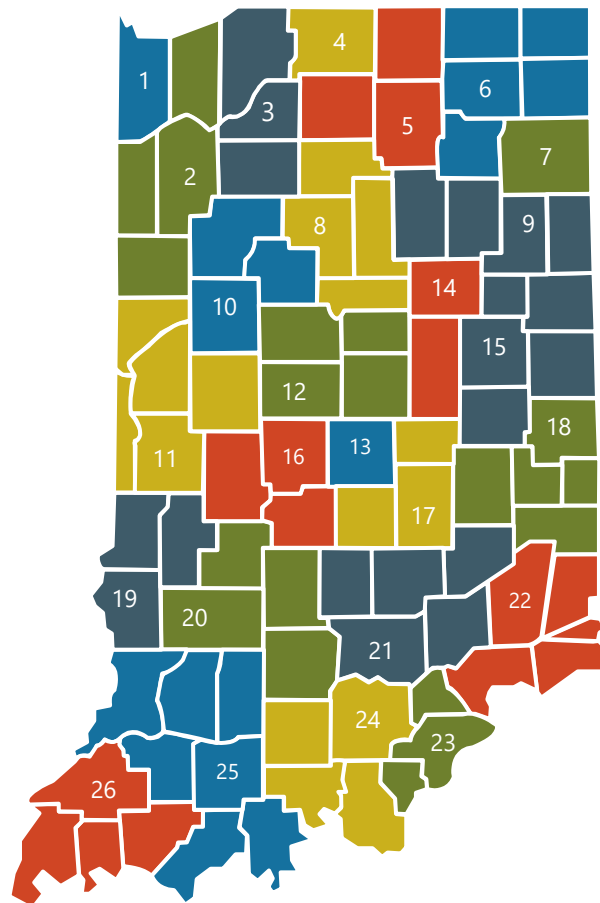
***Indiana's Level System was created under HEA 1006 and didn't go into effect until 7/1/14*

****Case type was created, and minutes were determined, as part of the 2016 CAPTURE study.*

- Case type created after 2016 case study.

Weighted Caseloads by District

District	Need	Have	Utilization
1	29.39	34.40	.85
2	12.42	14.90	.83
3	9.94	12.00	.83
4	16.49	20.63	.80
5	19.16	18.91	1.01
6	11.47	13.01	.88
7	24.21	23.01	1.05
8	14.12	13.65	1.03
9	7.81	8.40	.93
10	12.57	13.36	.94
11	6.53	7.30	.89
12	20.10	18.05	1.11
13	39.7	50.8	.78
14	15.15	15.36	.99
15	13.52	16.50	.82
16	11.03	12.79	.86
17	14.04	15.00	.94
18	8.61	12.30	.70
19	15.25	14.21	1.07
20	14.72	19.00	.77
21	14.58	14.33	1.02
22	8.42	10.00	.84
23	16.38	15.87	1.03
24	6.99	7.40	.94
25	11.80	12.80	.92
26	23.17	25.60	.90



2020 Weighted Caseload Measures

The 2020 Weighted Caseload Measures are for informational purposes only. As a result of the impact Covid-19 had on filings in 2020, the weighted caseloads for 2020 which use the case filings from 2019, will continue to be used in 2021.

Weighted Caseload Measures			2018			2019			2020		
County	Court Code	Court	Need	Have	Util	Need	Have	Util	Need	Have	Util
Adams	01C01	Circuit Court	1.12	1.00	1.12	1.13	1.00	1.13	0.97	1.03	0.94
	01D01	Superior Court	0.84	1.00	0.84	0.97	1.00	0.97	0.78	1.03	0.76
	County Total		1.96	2.00	0.98	2.10	2.00	1.05	1.75	2.05	0.85
Allen	02C01	Circuit Court	3.25	3.00	1.08	3.08	3.00	1.03	2.81	3.12	0.90
	02D01	Superior Court 1	1.96	2.00	0.98	1.81	2.00	0.90	1.67	2.01	0.83
	02D02	Superior Court 2	2.18	2.00	1.09	2.07	2.00	1.04	2.10	2.02	1.04
	02D03	Superior Court 3	2.24	2.00	1.12	2.02	2.00	1.01	1.89	2.01	0.94
	02D04	Superior Court 4	2.70	2.00	1.35	2.78	2.00	1.39	2.80	2.09	1.34
	02D05	Superior Court 5	3.57	2.00	1.79	3.35	2.00	1.67	3.02	2.28	1.32
	02D06	Superior Court 6	3.21	2.00	1.60	2.98	2.00	1.49	2.52	2.08	1.21
	02D07	Superior Court 7	3.72	3.00	1.24	3.39	3.00	1.13	2.40	3.00	0.80
	02D08	Superior Court 8	4.23	3.00	1.41	4.53	3.00	1.51	3.19	3.43	0.93
	02D09	Superior Court 9	2.33	2.00	1.17	2.22	2.00	1.11	2.10	2.00	1.05
County Total		29.4	23.0	1.28	28.2	23.0	1.23	24.4	24.0	1.02	
Bartholomew	03C01	Circuit Court	1.67	1.81	0.92	2.03	1.81	1.12	1.93	1.95	0.99
	03D01	Superior Court 1	1.39	1.07	1.30	1.44	1.07	1.35	1.42	1.09	1.30
	03D02	Superior Court 2	2.38	2.05	1.16	2.29	2.05	1.12	1.81	2.05	0.88
	County Total		5.44	4.93	1.10	5.76	4.93	1.17	5.16	5.09	1.01
Benton	04C01	Circuit Court	0.52	1.00	0.52	0.57	1.00	0.57	0.51	1.00	0.51
	County Total		0.52	1.00	0.52	0.57	1.00	0.57	0.51	1.00	0.51
Blackford	05C01	Circuit Court	0.43	1.00	0.43	0.46	1.00	0.46	0.45	1.00	0.45
	05D01	Superior Court	0.45	1.00	0.45	0.43	1.00	0.43	0.38	1.00	0.38
	County Total		0.87	2.00	0.44	0.89	2.00	0.45	0.83	2.00	0.41
Boone	06C01	Circuit Court	1.77	2.00	0.89	1.93	2.00	0.96	1.83	2.00	0.92
	06D01	Superior Court 1	1.26	1.00	1.26	1.36	1.00	1.36	1.24	1.00	1.24
	06D02	Superior Court 2	1.11	1.22	0.91	1.13	1.22	0.93	0.89	1.22	0.73
	County Total		4.14	4.22	0.98	4.42	4.22	1.05	3.96	4.22	0.94
Brown	07C01	Circuit Court	0.99	2.00	0.50	0.84	2.00	0.42	0.81	2.00	0.41
	County Total		0.99	2.00	0.50	0.84	2.00	0.42	0.81	2.00	0.41
Carroll	08C01	Circuit Court	0.66	1.00	0.66	0.56	1.00	0.56	0.64	1.02	0.63
	08D01	Superior Court	0.72	1.00	0.72	0.57	1.00	0.57	0.33	1.03	0.31
	County Total		1.38	2.00	0.69	1.13	2.00	0.57	0.97	2.05	0.47
Cass	09C01	Circuit Court	0.95	1.00	0.95	1.21	1.00	1.21	1.06	1.09	0.97
	09D01	Superior Court 1	1.07	1.00	1.07	1.13	1.00	1.13	1.05	1.07	0.98

Weighted Caseload Measures			2018			2019			2020		
County	Court Code	Court	Need	Have	Util	Need	Have	Util	Need	Have	Util
	09D02	Superior Court 2	1.27	1.00	1.27	1.00	1.00	1.00	0.86	1.15	0.75
	County Total		3.29	3.00	1.10	3.35	3.00	1.12	2.97	3.32	0.90
Clark	10C01	Circuit Court 1	2.77	2.00	1.39	2.67	2.00	1.34	2.02	2.12	0.95
	10C02	Circuit Court 2	2.30	2.00	1.15	2.37	2.00	1.18	2.03	2.03	1.00
	10C03	Circuit Court 3	3.02	2.00	1.51	2.56	2.00	1.28	2.37	2.02	1.17
	10C04	Circuit Court 4	2.34	2.00	1.17	2.32	2.00	1.16	2.37	2.15	1.10
	County Total		10.4	8.00	1.30	9.92	8.00	1.24	8.78	8.32	1.06
Clay	11C01	Circuit Court	1.39	1.00	1.39	1.33	1.00	1.33	1.21	1.06	1.14
	11D01	Superior Court	0.80	1.00	0.80	0.90	1.00	0.90	0.85	1.15	0.74
	County Total		2.19	2.00	1.09	2.23	2.00	1.11	2.06	2.21	0.93
Clinton	12C01	Circuit Court	1.35	1.00	1.35	1.49	1.00	1.49	1.21	1.03	1.18
	12D01	Superior Court	1.19	1.00	1.19	1.13	1.00	1.13	0.96	1.05	0.91
	County Total		2.53	2.00	1.27	2.62	2.00	1.31	2.17	2.08	1.04
Crawford	13C01	Circuit Court	0.81	1.20	0.68	0.93	1.00	0.93	0.85	1.03	0.82
	County Total		0.81	1.20	0.68	0.93	1.00	0.93	0.85	1.03	0.82
Daviss	14C01	Circuit Court	1.17	1.30	0.90	1.01	1.30	0.78	0.89	1.30	0.68
	14D01	Superior Court	1.41	1.00	1.41	1.41	1.00	1.41	1.12	1.03	1.09
	County Total		2.58	2.30	1.12	2.42	2.30	1.05	2.00	2.33	0.86
Dearborn	15C01	Circuit Court	1.47	1.50	0.98	1.40	1.50	0.93	1.29	1.56	0.82
	15D01	Superior Court 1	1.19	1.00	1.19	1.10	1.00	1.10	1.09	1.05	1.04
	15D02	Superior Court 2	1.02	1.00	1.02	1.16	1.00	1.16	1.03	1.08	0.96
	County Total		3.68	3.50	1.05	3.66	3.50	1.04	3.41	3.69	0.93
Decatur	16C01	Circuit Court	1.47	1.00	1.47	1.46	1.00	1.46	1.18	1.00	1.18
	16D01	Superior Court	1.51	1.00	1.51	1.55	1.00	1.55	1.25	1.00	1.25
	County Total		2.98	2.00	1.49	3.01	2.00	1.51	2.43	2.00	1.21
DeKalb	17C01	Circuit Court	0.85	1.00	0.85	0.88	1.00	0.88	0.72	1.12	0.64
	17D01	Superior Court 1	1.41	1.00	1.41	1.41	1.00	1.41	1.11	1.10	1.00
	17D02	Superior Court 2	0.84	1.00	0.84	0.96	1.00	0.96	0.80	1.03	0.77
	County Total		3.10	3.00	1.03	3.26	3.00	1.09	2.63	3.25	1.00
Delaware	18C01	Circuit Court 1	1.24	1.12	1.10	1.04	1.10	0.94	1.10	1.16	0.95
	18C02	Circuit Court 2	2.70	2.52	1.07	2.46	2.50	0.98	2.06	2.55	0.81
	18C03	Circuit Court 3	1.24	1.12	1.11	1.32	1.10	1.20	0.98	1.16	0.84
	18C04	Circuit Court 4	1.58	1.00	1.58	1.41	1.00	1.41	1.23	1.01	1.22
	18C05	Circuit Court 5	1.12	1.24	0.91	1.52	1.20	1.27	1.26	1.20	1.05
	County Total		7.89	7.00	1.13	7.74	6.90	1.12	6.63	7.08	0.94
Dubois	19C01	Circuit Court	1.77	1.00	1.77	1.48	1.00	1.48	1.41	1.26	1.12
	19D01	Superior Court	1.16	1.00	1.16	1.10	1.00	1.10	0.90	1.00	0.90
	County Total		2.93	2.00	1.46	2.58	2.00	1.29	2.32	2.27	1.02
Elkhart	20C01	Circuit Court	2.63	2.00	1.31	2.42	2.00	1.21	2.14	2.01	1.06

Weighted Caseload Measures			2018			2019			2020		
County	Court Code	Court	Need	Have	Util	Need	Have	Util	Need	Have	Util
	20D01	Superior Court 1	2.34	2.20	1.06	2.29	2.20	1.04	2.00	2.20	0.91
	20D02	Superior Court 2	1.44	1.20	1.20	1.44	1.20	1.20	1.25	1.22	1.03
	20D03	Superior Court 3	1.27	1.01	1.26	1.15	1.01	1.13	1.08	1.07	1.01
	20D04	Superior Court 4	1.59	1.02	1.56	1.57	1.02	1.54	1.38	1.05	1.31
	20D05	Superior Court 5	1.91	1.43	1.34	1.70	1.43	1.19	1.32	1.48	0.89
	20D06	Superior Court 6	2.89	2.05	1.41	2.87	2.05	1.40	2.21	2.05	1.08
	County Total			14.0	10.9	1.29	13.4	10.9	1.23	11.3	11.0
Fayette	21C01	Circuit Court	1.19	1.00	1.19	1.12	1.00	1.12	0.78	1.11	0.70
	21D01	Superior Court	1.14	1.00	1.14	1.08	1.00	1.08	0.80	1.09	0.73
	County Total			2.33	2.00	1.16	2.19	2.00	1.10	1.58	2.21
Floyd	22C01	Circuit Court	1.68	1.40	1.20	1.68	1.40	1.20	1.83	1.59	1.15
	22D01	Superior Court 1	1.77	1.10	1.61	1.70	1.10	1.55	1.62	1.16	1.40
	22D02	Superior Court 2	1.33	1.20	1.11	1.38	1.20	1.15	1.11	1.46	0.76
	22D03	Superior Court 3	1.09	1.20	0.91	1.10	1.20	0.92	0.96	1.15	0.84
	County Total			5.88	4.90	1.20	5.87	4.90	1.20	5.52	5.35
Fountain	23C01	Circuit Court	1.48	1.40	1.06	1.12	1.30	0.86	0.91	1.35	0.67
	County Total			1.48	1.40	1.06	1.12	1.30	0.86	0.91	1.35
Franklin	24C01	Circuit Court 1	0.56	1.00	0.56	0.41	1.00	0.41	0.42	1.00	0.42
	24C02	Circuit Court 2	0.58	1.00	0.58	0.57	1.00	0.57	0.54	1.00	0.54
	County Total			1.14	2.00	0.57	0.98	2.00	0.49	0.96	2.00
Fulton	25C01	Circuit Court	1.08	1.00	1.08	0.91	1.00	0.91	0.71	1.05	0.68
	25D01	Superior Court	0.80	1.00	0.80	0.84	1.00	0.84	0.87	1.00	0.87
	County Total			1.87	2.00	0.94	1.74	2.00	0.87	1.58	2.05
Gibson	26C01	Circuit Court	1.60	1.00	1.60	1.33	1.00	1.33	1.17	1.07	1.09
	26D01	Superior Court	1.21	1.00	1.21	1.24	1.00	1.24	1.20	1.10	1.08
	County Total			2.81	2.00	1.41	2.57	2.00	1.28	2.36	2.18
Grant	27C01	Circuit Court	1.35	1.10	1.23	1.17	1.10	1.07	1.51	1.22	1.25
	27D01	Superior Court 1	1.01	1.10	0.92	1.12	1.10	1.02	1.12	1.10	1.02
	27D02	Superior Court 2	1.82	1.80	1.01	2.03	1.80	1.13	1.88	1.81	1.04
	27D03	Superior Court 3	1.20	1.00	1.20	1.14	1.00	1.14	0.98	1.02	0.95
	County Total			5.38	5.00	1.08	5.46	5.00	1.09	5.49	5.14
Greene	28C01	Circuit Court	1.10	1.50	0.73	1.01	1.50	0.67	0.99	1.50	0.66
	28D01	Superior Court	1.18	1.50	0.78	1.10	1.50	0.73	1.09	1.50	0.73
	County Total			2.27	3.00	0.76	2.11	3.00	0.70	2.08	3.00
Hamilton	29C01	Circuit Court	1.81	1.51	1.20	2.01	1.51	1.33	1.92	1.58	1.21
	29D01	Superior Court 1	2.51	1.82	1.38	2.45	1.82	1.35	2.55	1.90	1.34
	29D02	Superior Court 2	1.23	1.21	1.02	1.78	1.21	1.47	1.80	1.55	1.16
	29D03	Superior Court 3	1.99	1.45	1.37	2.14	1.45	1.47	2.02	1.70	1.18
	29D04	Superior Court 4	1.69	1.39	1.21	1.75	1.39	1.26	1.58	1.40	1.13

Weighted Caseload Measures			2018			2019			2020		
County	Court Code	Court	Need	Have	Util	Need	Have	Util	Need	Have	Util
	29D05	Superior Court 5	2.26	1.38	1.64	2.27	1.38	1.65	2.04	1.74	1.17
	29D06	Superior Court 6	1.20	1.24	0.97	1.40	1.24	1.13	1.16	1.10	1.05
	County Total		12.6	10.0	1.27	13.8	10.0	1.38	13.0	10.9	1.19
Hancock	30C01	Circuit Court	1.41	1.30	1.09	1.44	1.30	1.11	1.19	1.30	0.91
	30D01	Superior Court 1	1.38	1.32	1.05	0.81	1.32	0.62	1.12	1.30	0.86
	30D02	Superior Court 2	1.78	1.30	1.37	1.58	1.30	1.22	1.19	1.30	0.92
	County Total		4.58	3.92	1.17	3.83	3.92	0.98	3.49	3.90	0.90
Harrison	31C01	Circuit Court	1.07	1.40	0.77	1.10	1.40	0.78	1.10	1.40	0.78
	31D01	Superior Court	1.22	1.00	1.22	1.27	1.00	1.27	1.07	1.06	1.01
	County Total		2.29	2.40	0.95	2.37	2.40	0.99	2.17	2.46	0.88
Hendricks	32C01	Circuit Court	1.30	1.10	1.18	1.37	1.10	1.25	1.09	1.10	0.99
	32D01	Superior Court 1	1.32	1.30	1.02	1.35	1.30	1.04	1.33	1.38	0.97
	32D02	Superior Court 2	1.43	1.45	0.99	1.52	1.45	1.05	1.31	1.48	0.88
	32D03	Superior Court 3	1.07	1.20	0.89	1.08	1.20	0.90	0.82	1.55	0.53
	32D04	Superior Court 4	1.34	1.45	0.92	1.28	1.45	0.88	1.37	1.45	0.94
	32D05	Superior Court 5	1.69	1.50	1.12	1.72	1.50	1.15	1.40	1.55	0.90
	County Total		8.15	8.00	1.02	8.33	8.00	1.04	7.32	8.51	0.86
Henry	33C01	Circuit Court 1	1.51	1.30	1.16	1.58	1.30	1.22	1.31	1.34	0.98
	33C02	Circuit Court 2	1.52	1.30	1.17	1.48	1.30	1.14	1.34	1.39	0.96
	33C03	Circuit Court 3	1.07	1.00	1.07	1.13	1.00	1.13	0.78	1.05	0.75
	County Total		4.10	3.60	1.14	4.19	3.60	1.16	3.42	3.77	0.91
Howard	34C01	Circuit Court	2.23	1.60	1.39	2.41	1.60	1.50	2.06	1.62	1.27
	34D01	Superior Court 1	1.68	1.00	1.68	1.57	1.00	1.57	1.44	1.03	1.39
	34D02	Superior Court 2	1.43	1.00	1.43	1.52	1.00	1.52	1.46	1.06	1.38
	34D03	Superior Court 3	1.26	1.00	1.26	1.44	1.00	1.44	1.22	1.00	1.22
	34D04	Superior Court 4	1.28	1.00	1.28	1.24	1.00	1.24	1.20	1.05	1.14
	County Total		7.87	5.60	1.41	8.17	5.60	1.46	7.38	5.76	1.28
Huntington	35C01	Circuit Court	1.17	1.00	1.17	1.42	1.00	1.42	1.15	1.12	1.03
	35D01	Superior Court	1.22	1.40	0.87	1.41	1.40	1.01	1.42	1.45	0.98
	County Total		2.39	2.40	1.00	2.84	2.40	1.18	2.58	2.58	1.00
Jackson	36C01	Circuit Court	1.31	1.00	1.31	1.41	1.00	1.41	1.47	1.14	1.28
	36D01	Superior Court 1	1.09	1.00	1.09	1.09	1.00	1.09	1.02	1.07	0.95
	36D02	Superior Court 2	1.07	1.40	0.77	1.12	1.40	0.80	1.01	1.43	0.71
	County Total		3.47	3.40	1.02	3.62	3.40	1.06	3.50	3.64	0.96
Jasper	37C01	Circuit Court	1.26	1.00	1.26	0.96	1.00	0.96	0.87	1.08	0.80
	37D01	Superior Court	0.99	1.00	0.99	1.10	1.00	1.10	1.08	1.04	1.04
	County Total		2.25	2.00	1.13	2.05	2.00	1.03	1.95	2.12	0.92
Jay	38C01	Circuit Court	0.77	1.00	0.77	0.98	1.00	0.98	0.95	1.00	0.95
	38D01	Superior Court	0.58	1.00	0.58	0.48	1.00	0.48	0.45	1.00	0.45

Weighted Caseload Measures			2018			2019			2020		
County	Court Code	Court	Need	Have	Util	Need	Have	Util	Need	Have	Util
	County Total		1.35	2.00	0.67	1.45	2.00	0.73	1.40	2.00	0.70
Jefferson	39C01	Circuit Court	1.48	1.00	1.48	1.39	1.50	0.93	1.44	1.62	0.89
	39D01	Superior Court	1.47	1.00	1.47	1.58	1.60	0.99	1.22	1.61	0.76
	County Total		2.95	2.00	1.48	2.97	3.10	0.96	2.66	3.23	0.82
Jennings	40C01	Circuit Court	1.31	1.00	1.31	1.20	1.00	1.20	1.72	1.18	1.46
	40D01	Superior Court	1.35	1.00	1.35	1.38	1.00	1.38	1.18	1.22	0.97
	County Total		2.66	2.00	1.33	2.58	2.00	1.29	2.91	2.40	1.21
Johnson	41C01	Circuit Court	2.47	2.20	1.12	2.47	2.20	1.12	2.44	2.29	1.06
	41D01	Superior Court 1	1.29	1.40	0.92	1.36	1.40	0.97	1.14	1.44	0.79
	41D02	Superior Court 2	1.39	1.20	1.16	1.34	1.20	1.12	1.23	1.31	0.94
	41D03	Superior Court 3	1.17	1.20	0.97	1.38	1.20	1.15	1.19	1.20	0.99
	41D04	Superior Court 4	1.36	1.20	1.13	1.39	1.20	1.16	1.13	1.20	0.94
	County Total		7.67	7.20	1.07	7.93	7.20	1.10	7.13	7.44	0.96
Knox	42C01	Circuit Court	1.48	1.00	1.48	1.40	1.00	1.40	1.02	1.01	1.01
	42D01	Superior Court 1	1.50	1.00	1.50	1.44	1.00	1.44	1.03	1.23	0.84
	42D02	Superior Court 2	1.11	1.00	1.11	1.31	1.00	1.31	0.94	1.01	0.93
	County Total		4.10	3.00	1.37	4.15	3.00	1.38	2.99	3.25	0.92
Kosciusko	43C01	Circuit Court	1.55	1.00	1.55	1.17	1.00	1.17	1.14	1.07	1.07
	43D01	Superior Court 1	1.51	1.00	1.51	1.41	1.00	1.41	1.01	1.05	0.96
	43D02	Superior Court 2	1.23	1.00	1.23	1.20	1.00	1.20	0.98	1.05	0.93
	43D03	Superior Court 3	1.32	1.00	1.32	1.18	1.00	1.18	0.70	1.20	0.58
	43D04	Superior Court 4							1.75	1.02	1.71
	County Total		5.61	4.00	1.40	4.96	4.00	1.24	5.59	5.40	1.04
Lagrange	44C01	Circuit Court	0.94	1.00	0.94	0.96	1.00	0.96	0.91	1.03	0.88
	44D01	Superior Court	1.26	1.00	1.26	1.18	1.00	1.18	0.93	1.01	0.92
	County Total		2.20	2.00	1.10	2.14	2.00	1.07	1.83	2.04	0.90
Lake	45C01	Circuit Court	3.88	4.40	0.88	4.39	3.80	1.15	3.54	3.88	0.91
	45D01	Superior Court, Civil 1	0.78	1.00	0.78	0.80	1.00	0.80	0.90	1.00	0.90
	45D02	Superior Court, Civil 2	0.91	1.00	0.91	1.23	1.00	1.23	1.31	1.00	1.31
	45D03	Superior Court, Civil 3	1.24	2.00	0.62	1.56	2.00	0.78	4.23	3.02	1.40
	45D04	Superior Court, Civil 4	0.83	1.00	0.83	0.98	1.00	0.98	0.99	1.00	0.99
	45D05	Superior Court, Civil 5	1.38	2.00	0.69	1.63	2.00	0.81	0.65	1.04	0.63
	45D06	Superior Court, Juv. Div.	6.20	7.50	0.83	5.74	7.50	0.76	4.65	7.50	0.62
	45D07	Superior Court, County 1	1.68	2.00	0.84	1.54	2.00	0.77	1.50	2.00	0.75
	45D08	Superior Court, County 2	2.31	2.00	1.16	1.89	2.00	0.94	1.77	2.12	0.83
	45D09	Superior Court, County 3	2.74	2.40	1.14	2.32	2.40	0.97	2.24	2.41	0.93
	45D10	Superior Court, Civil 6	0.87	1.00	0.87	1.04	1.00	1.04	0.89	1.03	0.86
45D11	Superior Court, Civil 7	1.05	1.40	0.75	1.19	1.40	0.85	1.13	1.41	0.80	

Weighted Caseload Measures			2018			2019			2020		
County	Court Code	Court	Need	Have	Util	Need	Have	Util	Need	Have	Util
	45D12	Superior Court, County 4	1.42	1.30	1.09	1.39	1.30	1.07	2.61	1.30	2.01
	45G01	Superior Court, Crim.1	1.65	1.50	1.10	1.75	1.50	1.17	1.91	1.50	1.28
	45G02	Superior Court, Crim..2	1.32	1.50	0.88	1.43	1.50	0.95	1.29	1.73	0.74
	45G03	Superior Court, Crim. 3	1.29	1.50	0.86	1.33	1.50	0.89	1.58	1.50	1.05
	45G04	Superior Court, Crim. 4	1.27	1.50	0.85	1.30	1.50	0.87	1.47	1.55	0.95
	County Total			30.8	35.0	0.88	31.5	34.4	0.92	32.6	35.0
Laporte	46C01	Circuit Court	2.87	3.00	0.96	3.13	3.00	1.04	2.71	3.00	0.90
	46D01	Superior Court 1	1.24	1.00	1.24	1.52	1.00	1.52	1.52	1.00	1.52
	46D02	Superior Court 2	1.28	1.00	1.28	1.26	1.00	1.26	1.01	1.08	0.94
	46D03	Superior Court 3	1.07	1.00	1.07	1.11	1.00	1.11	0.94	1.08	0.87
	46D04	Superior Court 4	1.99	2.00	1.00	2.16	2.00	1.08	1.90	2.14	0.88
	County Total			8.44	8.00	1.06	9.18	8.00	1.15	8.08	8.30
Lawrence	47C01	Circuit Court	1.54	2.00	0.77	1.59	2.00	0.80	1.49	2.01	0.75
	47D01	Superior Court 1	0.92	1.00	0.92	1.34	1.00	1.34	1.17	1.00	1.17
	47D02	Superior Court 2	1.22	1.00	1.22	1.34	1.00	1.34	1.07	1.05	1.02
	County Total			3.68	4.00	0.92	4.28	4.00	1.07	3.73	4.05
Madison	48C01	Circuit Court 1	2.10	1.89	1.11	1.99	2.01	0.99	1.73	2.01	0.86
	48C02	Circuit Court 2	3.09	2.11	1.46	3.09	2.15	1.44	2.18	2.15	1.01
	48C03	Circuit Court 3	1.69	1.70	0.99	1.77	1.76	1.00	1.72	1.80	0.96
	48C04	Circuit Court 4	1.71	1.42	1.20	1.80	1.56	1.15	1.45	1.62	0.89
	48C05	Circuit Court 5	1.54	1.10	1.40	1.59	1.20	1.32	1.19	1.27	0.94
	48C06	Circuit Court 6	1.45	1.83	0.79	1.70	1.67	1.02	1.70	1.69	1.01
	County Total			11.5	10.0	1.15	11.9	10.3	1.15	9.96	10.5
Marion	49C01	Circuit Court	6.38	8.20	0.78	6.23	8.20	0.76	4.57	8.41	0.54
	49D01	Superior, Civil 1	1.51	1.80	0.84	1.61	1.77	0.91	1.39	1.77	0.78
	49D02	Superior, Civil 2	1.78	1.70	1.05	1.72	1.68	1.02	1.31	1.68	0.78
	49D03	Superior, Civil 3	1.76	1.80	0.98	1.79	1.67	1.07	1.40	1.67	0.84
	49D04	Superior, Civil 4	1.90	1.90	1.00	1.89	2.27	0.83	1.66	2.34	0.71
	49D05	Superior, Civil 5	1.68	2.10	0.80	1.69	1.67	1.01	1.52	1.67	0.91
	49D06	Superior, Civil 6	1.85	1.70	1.09	1.76	1.67	1.05	1.14	1.67	0.68
	49D07	Superior, Civil 7	1.71	1.77	0.96	1.74	1.67	1.04	1.21	1.67	0.73
	49D08	Superior, Probate	3.16	3.00	1.05	3.29	3.00	1.10	3.19	3.00	1.06
	49D09	Superior, Juvenile Div.	13.40	12.00	1.12	6.55	6.60	0.99	4.96	6.60	0.75
	49D10	Superior, Civil 10	1.80	1.80	1.00	1.81	1.67	1.09	2.85	1.67	1.70
	49D11	Superior, Civil 11	1.77	1.70	1.04	1.78	1.67	1.06	1.17	1.67	0.70
	49D12	Superior, Civil 12	1.58	2.07	0.76	1.68	1.97	0.85	1.12	1.97	0.57
	49D13	Superior, Civil 13	1.74	1.70	1.02	1.76	1.67	1.05	1.58	1.70	0.93
	49D14	Superior, Civil 14	1.76	1.69	1.04	1.75	1.64	1.06	3.53	1.64	2.15
49D15	Superior, Juvenile Div.				6.13	6.00	1.03	4.83	6.00	0.80	

Weighted Caseload Measures			2018			2019			2020		
County	Court Code	Court	Need	Have	Util	Need	Have	Util	Need	Have	Util
	49G01	Superior, Criminal 1	1.79	1.83	0.98	1.66	2.00	0.83	1.75	2.00	0.88
	49G02	Superior, Criminal 2	1.75	2.01	0.87	1.74	2.00	0.87	1.90	2.00	0.95
	49G03	Superior, Criminal 3	1.68	2.17	0.77	1.64	2.00	0.82	1.73	2.00	0.87
	49G04	Superior, Criminal 4	1.69	2.58	0.65	1.69	2.55	0.66	1.80	2.55	0.70
	49G05	Superior, Criminal 5	1.73	1.74	1.00	1.67	2.00	0.84	1.77	2.04	0.87
	49G06	Superior, Criminal 6	1.64	1.74	0.94	1.69	2.00	0.85	1.52	2.09	0.73
	49G07	Superior, Criminal 7	1.07	1.44	0.75	1.31	1.65	0.79	1.23	1.65	0.75
	49G08	Superior, Criminal 8	1.36	1.67	0.81	1.69	1.95	0.86	1.44	1.95	0.74
	49G09	Superior, Criminal 9	1.53	1.57	0.98	1.52	1.80	0.85	1.39	1.82	0.76
	49G10	Superior, Criminal 10	1.06	1.32	0.80	1.32	1.65	0.80	1.19	1.65	0.72
	49G12	Superior, Criminal 12	1.23	1.14	1.08	1.49	1.65	0.90	1.33	1.65	0.81
	49G13	Superior, Criminal 13, Traffic Court	3.11	1.29	2.41	4.26	1.70	2.51	1.72	1.70	1.02
	49G14	Superior, Criminal 14	2.87	2.34	1.23	2.44	2.60	0.94	2.13	2.60	0.82
	49G15	Superior, Criminal 15	1.49	1.57	0.95	1.52	2.00	0.76	1.41	2.00	0.71
	49G16	Superior, Criminal 16	2.12	1.87	1.14	2.15	2.00	1.08	4.65	2.01	2.32
	49G17	Superior, Criminal 17	2.14	1.86	1.15	2.09	2.00	1.05	2.03	2.00	1.02
	49G18	Superior, Criminal 18	1.63	1.44	1.13	1.49	1.75	0.85	1.35	1.75	0.77
	49G20	Superior, Criminal 20	2.05	2.14	0.96	1.81	2.45	0.74	1.78	2.45	0.72
	49G21	Superior, Criminal 21	2.01	2.14	0.94	1.74	2.35	0.74	1.35	2.35	0.57
	49G24	Superior, Criminal 24	1.55	1.44	1.08	1.49	1.80	0.83	1.32	1.82	0.73
	49G25	Superior, Criminal 25	1.85	1.54	1.20	1.78	1.75	1.02	1.46	1.75	0.83
	49K01	Center Township Div.	1.22	1.00	1.22	1.07	1.00	1.07	0.69	1.00	0.69
	49K02	Decatur Township Div.	0.27	1.00	0.27	0.25	1.00	0.25	0.16	1.00	0.16
	49K03	Lawrence Township Div.	1.10	1.00	1.10	0.84	1.00	0.84	0.34	1.00	0.34
	49K04	Perry Township Div.	0.93	1.00	0.93	0.82	1.00	0.82	0.49	1.00	0.49
	49K05	Pike Township Div.	0.72	1.00	0.72	0.64	2.00	0.32	0.32	1.00	0.32
	49K06	Warren Township Div.	0.97	1.00	0.97	0.87	1.00	0.87	0.41	1.00	0.41
	49K07	Washington Township Div.	0.80	1.00	0.80	0.76	1.00	0.76	0.38	1.00	0.38
	49K08	Wayne Township Div.	1.33	1.00	1.33	1.16	1.00	1.16	0.57	1.00	0.57
	49K09	Franklin Township Div.	0.19	1.00	0.19	0.17	2.00	0.09	0.09	1.00	0.09
	County Total		89.57	92.11	.97	87.97	97.46	0.90	77.12	95.96	0.80
Marshall	50C01	Circuit Court	1.15	1.00	1.15	1.05	1.00	1.05	0.88	1.09	0.81
	50D01	Superior Court 1	1.29	1.00	1.29	1.33	1.00	1.33	1.11	1.08	1.02
	50D02	Superior Court 2	1.27	1.00	1.27	1.29	1.00	1.29	1.10	1.20	0.92
	County Total		3.71	3.00	1.24	3.67	3.00	1.22	3.08	3.36	0.92
Martin	51C01	Circuit Court	0.87	1.00	0.87	0.78	1.00	0.78	0.61	1.07	0.57
	County Total		0.87	1.00	0.87	0.78	1.00	0.78	0.61	1.07	0.57
Miami	52C01	Circuit Court	0.66	1.00	0.66	0.75	1.00	0.75	0.67	1.07	0.62

Weighted Caseload Measures			2018			2019			2020		
County	Court Code	Court	Need	Have	Util	Need	Have	Util	Need	Have	Util
	52D01	Superior Court 1	1.22	1.00	1.22	1.13	1.00	1.13	0.99	1.08	0.92
	52D02	Superior Court 2	1.10	1.00	1.10	0.98	1.00	0.98	0.90	1.01	0.89
	County Total		2.98	3.00	0.99	2.87	3.00	0.96	2.56	3.15	0.81
Monroe	53C01	Circuit Court 1	0.63	1.02	0.62	0.91	1.82	0.50	0.73	1.29	0.57
	53C02	Circuit Court 2	1.16	1.06	1.10	1.27	1.04	1.22	1.05	1.10	0.96
	53C03	Circuit Court 3	1.24	1.14	1.09	1.25	1.00	1.25	0.90	1.06	0.84
	53C04	Circuit Court 4	0.78	1.08	0.72	0.84	1.02	0.82	0.66	1.00	0.66
	53C05	Circuit Court 5	1.33	1.22	1.09	1.46	1.08	1.36	1.32	1.29	1.03
	53C06	Circuit Court 6	0.76	1.20	0.63	0.50	1.00	0.50	0.75	1.02	0.74
	53C07	Circuit Court 7	1.25	1.24	1.01	0.89	1.00	0.89	0.90	1.28	0.70
	53C08	Circuit Court 8	0.74	1.02	0.72	0.82	1.00	0.82	0.72	1.07	0.68
	53C09	Circuit Court 9	1.08	1.02	1.06	1.24	1.04	1.19	0.94	1.17	0.81
	County Total		8.96	10.0	0.90	9.19	10.0	0.92	7.96	10.2	0.78
Montgomery	54C01	Circuit Court	1.10	1.00	1.10	1.03	1.00	1.03	0.97	1.10	0.88
	54D01	Superior Court 1	1.11	1.00	1.11	1.28	1.00	1.28	1.01	1.04	0.98
	54D02	Superior Court 2	0.85	1.00	0.85	0.85	1.00	0.85	0.98	1.02	0.96
	County Total		3.06	3.00	1.02	3.17	3.00	1.06	2.96	3.16	0.94
Morgan	55C01	Circuit Court	1.25	1.25	1.00	1.21	1.25	0.97	1.12	1.27	0.89
	55D01	Superior Court 1	1.22	1.25	0.98	1.20	1.25	0.96	1.04	1.29	0.81
	55D02	Superior Court 2	1.01	1.25	0.81	1.06	1.25	0.85	0.97	1.29	0.75
	55D03	Superior Court 3	1.05	1.04	1.01	1.19	1.04	1.15	0.90	1.08	0.84
	County Total		4.53	4.79	0.95	4.68	4.79	0.98	4.05	4.93	0.82
Newton	56C01	Circuit Court	0.39	1.00	0.39	0.36	1.00	0.36	0.36	1.00	0.36
	56D01	Superior Court	0.60	1.00	0.60	0.60	1.00	0.60	0.57	1.00	0.57
	County Total		0.99	2.00	0.49	0.96	2.00	0.48	0.92	2.00	0.46
Noble	57C01	Circuit Court	1.06	1.00	1.06	1.24	1.00	1.24	1.17	1.16	1.00
	57D01	Superior Court 1	1.29	1.00	1.29	0.94	1.00	0.94	0.87	1.03	0.84
	57D02	Superior Court 2	1.09	1.00	1.09	0.87	1.00	0.87	0.78	1.06	0.74
	County Total		3.44	3.00	1.15	3.05	3.00	1.02	2.81	3.26	0.86
Ohio	58C01	Circuit Court	0.37	0.50	0.74	0.37	0.50	0.73	0.39	0.50	0.79
	County Total		0.37	0.50	0.74	0.37	0.50	0.73	0.39	0.50	0.79
Orange	59C01	Circuit Court	0.91	1.00	0.91	1.01	1.00	1.01	0.81	1.06	0.76
	59D01	Superior Court	0.94	1.00	0.94	0.76	1.00	0.76	0.73	1.00	0.73
	County Total		1.85	2.00	0.92	1.77	2.00	0.89	1.54	2.06	0.75
Owen	60C01	Circuit Court 1	0.79	1.00	0.79	0.90	1.00	0.90	0.67	1.01	0.67
	60C02	Circuit Court 2	0.91	1.30	0.70	0.82	1.20	0.68	0.81	1.01	0.80
	County Total		1.69	2.30	0.74	1.72	2.20	0.78	1.48	2.02	0.74
Parke	61C01	Circuit Court	1.41	1.00	1.41	1.26	1.00	1.26	1.15	1.04	1.11
	County Total		1.41	1.00	1.41	1.26	1.00	1.26	1.15	1.04	1.11

Weighted Caseload Measures			2018			2019			2020		
County	Court Code	Court	Need	Have	Util	Need	Have	Util	Need	Have	Util
Perry	62C01	Circuit Court	1.82	2.00	0.91	1.69	2.00	0.85	1.49	2.00	0.74
	County Total		1.82	2.00	0.91	1.69	2.00	0.85	1.49	2.00	0.74
Pike	63C01	Circuit Court	1.38	1.50	0.92	1.15	1.50	0.77	1.03	1.67	0.62
	County Total		1.38	1.50	0.92	1.15	1.50	0.77	1.03	1.67	0.62
Porter	64C01	Circuit Court	2.68	2.20	1.22	2.61	2.20	1.19	2.20	2.26	0.98
	64D01	Superior Court 1	1.95	2.20	0.89	1.95	2.20	0.89	1.68	2.20	0.76
	64D02	Superior Court 2	1.94	2.20	0.88	1.94	2.20	0.88	1.99	2.20	0.91
	64D03	Superior Court 3	1.38	1.10	1.26	1.23	1.10	1.12	0.86	1.12	0.77
	64D04	Superior Court 4	1.44	1.10	1.31	1.58	1.10	1.43	1.40	1.14	1.23
	64D06	Superior Court 6	1.16	1.10	1.06	0.96	1.10	0.88	0.91	1.10	0.83
	County Total		10.5	9.90	1.07	10.2	9.90	1.04	9.04	10.0	0.90
Posey	65C01	Circuit Court	0.78	1.00	0.78	0.83	1.00	0.83	0.75	1.07	0.71
	65D01	Superior Court	0.65	1.00	0.65	0.76	1.00	0.76	0.62	1.10	0.57
	County Total		1.44	2.00	0.72	1.59	2.00	0.79	1.38	2.17	0.63
Pulaski	66C01	Circuit Court	0.51	1.00	0.51	0.38	1.00	0.38	0.40	1.00	0.40
	66D01	Superior Court	0.63	1.00	0.63	0.63	1.00	0.63	0.55	1.14	0.48
	County Total		1.14	2.00	0.57	1.01	2.00	0.50	0.95	2.14	0.44
Putnam	67C01	Circuit Court	1.18	1.01	1.16	1.22	1.01	1.21	1.23	1.60	0.76
	67D01	Superior Court	1.37	1.00	1.37	1.28	1.00	1.28	1.15	1.11	1.04
	County Total		2.55	2.01	1.27	2.51	2.01	1.25	2.38	2.71	0.88
Randolph	68C01	Circuit Court	0.81	1.00	0.81	0.82	1.00	0.82	0.76	1.01	0.76
	68D01	Superior Court	0.89	1.00	0.89	0.85	1.00	0.85	0.65	1.00	0.65
	County Total		1.69	2.00	0.85	1.68	2.00	0.84	1.41	2.01	0.70
Ripley	69C01	Circuit Court	1.08	1.00	1.08	1.07	1.00	1.07	0.69	1.10	0.63
	69D01	Superior Court	0.79	1.00	0.79	0.77	1.00	0.77	0.66	1.02	0.65
	County Total		1.87	2.00	0.93	1.85	2.00	0.92	1.35	2.12	0.64
Rush	70C01	Circuit Court	0.73	1.00	0.73	0.67	1.00	0.67	0.46	1.00	0.46
	70D01	Superior Court	0.78	1.00	0.78	0.78	1.00	0.78	0.60	1.00	0.60
	County Total		1.51	2.00	0.76	1.45	2.00	0.72	1.06	2.00	0.53
St. Joseph	71C01	Circuit Court	3.44	4.00	0.86	3.49	4.00	0.87	2.92	4.00	0.73
	71D01	Superior Court 1	1.63	1.50	1.09	1.74	1.50	1.15	1.71	1.54	1.11
	71D02	Superior Court 2	1.46	1.50	0.97	1.53	1.50	1.02	1.39	1.54	0.90
	71D03	Superior Court 3	1.40	1.50	0.93	1.47	1.50	0.98	1.30	1.54	0.84
	71D04	Superior Court 4	1.29	1.50	0.86	1.28	1.50	0.85	1.06	1.54	0.68
	71D05	Superior Court 5	1.72	1.50	1.14	1.63	1.50	1.08	1.24	1.54	0.80
	71D06	Superior Court 6	1.41	1.50	0.94	1.41	1.50	0.94	1.04	1.54	0.67
	71D07	Superior Court 7	1.32	1.50	0.87	1.30	1.50	0.87	1.16	1.54	0.75
	71D08	Superior Court 8	1.41	1.50	0.94	1.41	1.50	0.94	1.28	1.54	0.83
71J01	Probate Court	3.90	4.00	0.98	3.77	4.60	0.82	3.72	4.60	0.81	

Weighted Caseload Measures			2018			2019			2020		
County	Court Code	Court	Need	Have	Util	Need	Have	Util	Need	Have	Util
	County Total		18.9	20.0	0.95	19.0	20.6	0.92	16.8	20.9	0.80
Scott	72C01	Circuit Court	1.75	1.10	1.59	1.68	2.08	0.81	1.50	2.22	0.68
	72D01	Superior Court	1.04	1.02	1.02	1.05	1.04	1.01	1.13	1.07	1.06
	County Total		2.79	2.12	1.31	2.74	3.12	0.88	2.63	3.28	0.80
Shelby	73C01	Circuit Court	1.13	1.30	0.87	1.38	1.30	1.06	1.33	1.31	1.01
	73D01	Superior Court 1	1.42	1.30	1.09	1.18	1.30	0.91	1.08	1.34	0.80
	73D02	Superior Court 2	1.22	1.30	0.94	1.28	1.30	0.98	1.08	1.34	0.81
	County Total		3.76	3.90	0.97	3.85	3.90	0.99	3.48	3.99	0.87
Spencer	74C01	Circuit Court	1.47	1.00	1.47	1.50	1.00	1.50	1.47	1.17	1.26
	County Total		1.47	1.00	1.47	1.50	1.00	1.50	1.47	1.17	1.26
Starke	75C01	Circuit Court	1.65	2.00	0.83	2.03	2.00	1.01	1.05	2.01	0.52
	County Total		1.65	2.00	0.83	2.03	2.00	1.01	1.05	2.01	0.52
Steuben	76C01	Circuit Court	1.31	1.60	0.82	1.70	1.60	1.07	1.24	1.60	0.77
	76D01	Superior Court	0.90	1.40	0.65	0.89	1.40	0.64	0.98	1.45	0.68
	County Total		2.22	3.00	0.74	2.59	3.00	0.86	2.22	3.05	0.73
Sullivan	77C01	Circuit Court	1.25	1.50	0.83	1.07	1.50	0.72	0.77	1.50	0.51
	77D01	Superior Court	0.67	1.00	0.67	0.78	1.00	0.78	0.73	1.09	0.67
	County Total		1.92	2.50	0.77	1.85	2.50	0.74	1.50	2.59	0.58
Switzerland	78C01	Circuit Court	0.78	1.00	0.78	0.76	1.00	0.76	0.71	1.00	0.70
	County Total		0.78	1.00	0.78	0.76	1.00	0.76	0.71	1.00	0.70
Tippecanoe	79C01	Circuit Court	1.44	1.23	1.17	1.61	1.24	1.30	1.68	1.17	1.43
	79D01	Superior Court 1	1.35	1.11	1.22	1.10	1.10	1.00	1.20	1.13	1.06
	79D02	Superior Court 2	1.47	1.18	1.25	1.56	1.18	1.32	1.53	1.18	1.30
	79D03	Superior Court 3	1.83	2.42	0.76	1.61	2.43	0.66	1.45	2.64	0.55
	79D04	Superior Court 4	2.26	1.25	1.81	1.78	1.22	1.45	1.32	1.31	1.01
	79D05	Superior Court 5	1.87	1.16	1.61	1.84	1.17	1.57	1.43	1.17	1.22
	79D06	Superior Court 6	2.00	1.13	1.77	2.01	1.14	1.77	1.50	1.09	1.38
	County Total		12.2	9.48	1.29	11.4	9.47	1.21	10.1	9.71	1.04
Tipton	80C01	Circuit Court	0.95	1.00	0.95	1.09	1.00	1.09	1.12	1.08	1.04
	County Total		0.95	1.00	0.95	1.09	1.00	1.09	1.12	1.08	1.04
Union	81C01	Circuit Court	0.43	1.00	0.43	0.40	1.00	0.40	0.39	1.00	0.39
	County Total		0.43	1.00	0.43	0.40	1.00	0.40	0.39	1.00	0.39
Vanderburgh	82C01	Circuit Court	0.43	1.00	0.43	0.40	1.00	0.40	0.39	1.00	0.39
	82D01	Superior Court 1	2.25	1.75	1.29	2.78	2.00	1.39	2.14	2.04	1.05
	82D02	Superior Court 2	1.89	1.20	1.58	1.68	1.50	1.12	1.22	1.74	0.70
	82D03	Superior Court 3	1.94	1.50	1.30	2.04	1.50	1.36	1.83	1.69	1.08
	82D04	Superior Court 4	3.24	2.30	1.41	2.95	2.50	1.18	2.59	2.75	0.94
	82D05	Superior Court 5	2.21	1.75	1.26	2.76	2.00	1.38	1.81	2.07	0.87
	82D06	Superior Court 6	2.20	1.75	1.26	2.65	2.00	1.32	1.72	2.23	0.77

Weighted Caseload Measures			2018			2019			2020		
County	Court Code	Court	Need	Have	Util	Need	Have	Util	Need	Have	Util
	82D07	Superior Court 7	2.23	1.75	1.28	2.66	2.00	1.33	1.87	2.05	0.91
	County Total		16.4	13.0	1.26	17.2	14.5	1.24	13.5	15.5	0.87
Vermillion	83C01	Circuit Court	1.24	1.00	1.24	1.14	1.00	1.14	1.14	1.09	1.04
	County Total		1.24	1.00	1.24	1.14	1.00	1.14	1.14	1.09	1.04
Vigo	84C01/D03	Circuit Court/Superior 3	3.26	2.20	1.48	3.50	2.20	1.59	3.19	2.35	1.36
	84D01	Superior Court 1	1.24	1.05	1.18	1.44	1.00	1.44	1.21	1.00	1.21
	84D02	Superior Court 2	1.15	1.00	1.15	1.25	1.00	1.25	1.02	1.02	1.00
	84D04	Superior Court 4	1.54	1.00	1.54	1.56	1.00	1.56	1.41	1.14	1.24
	84D05	Superior Court 5	1.11	1.00	1.11	1.56	1.00	1.56	1.36	1.07	1.27
	84D06	Superior Court 6	1.24	1.00	1.24	1.33	1.00	1.33	1.25	1.03	1.22
	County Total		9.55	7.25	1.32	10.6	7.20	1.48	9.45	7.61	1.24
Wabash	85C01	Circuit Court	1.24	1.00	1.24	1.31	1.00	1.31	1.04	1.06	0.98
	85D01	Superior Court	1.26	1.00	1.26	1.28	1.00	1.28	1.10	1.02	1.08
	County Total		2.50	2.00	1.25	2.59	2.00	1.29	2.14	2.07	1.03
Warren	86C01	Circuit Court	0.59	1.00	0.59	0.54	1.00	0.54	0.44	1.03	0.43
	County Total		0.59	1.00	0.59	0.54	1.00	0.54	0.44	1.03	0.43
Warrick	87C01	Circuit Court	1.40	1.20	1.16	1.25	1.20	1.04	1.12	1.23	0.91
	87D01	Superior Court 1	1.68	1.40	1.20	1.51	1.40	1.08	1.34	1.45	0.93
	87D02	Superior Court 2	1.36	1.40	0.97	1.24	1.40	0.89	1.13	1.41	0.80
	County Total		4.44	4.00	1.11	4.00	4.00	1.00	3.58	4.09	0.88
Washington	88C01	Circuit Court	0.95	1.00	0.95	1.00	1.00	1.00	1.77	1.02	1.73
	88D01	Superior Court	1.11	1.00	1.11	1.06	1.00	1.06	0.87	1.00	0.87
	County Total		2.06	2.00	1.03	2.07	2.00	1.03	2.64	2.02	1.31
Wayne	89C01	Circuit Court	1.12	1.10	1.02	1.21	1.10	1.10	1.14	1.10	1.03
	89D01	Superior Court 1	1.17	1.10	1.06	1.19	1.10	1.08	1.08	1.10	0.98
	89D02	Superior Court 2	1.14	1.10	1.04	1.19	1.10	1.08	1.13	1.10	1.02
	89D03	Superior Court 3	1.55	2.00	0.77	1.62	2.00	0.81	1.35	2.00	0.68
	County Total		4.98	5.30	0.94	5.21	5.30	0.98	4.69	5.30	0.89
Wells	90C01	Circuit Court	0.93	1.00	0.93	0.94	1.00	0.94	0.79	1.04	0.76
	90D01	Superior Court	0.86	1.00	0.86	0.99	1.00	0.99	0.63	1.03	0.61
	County Total		1.79	2.00	0.89	1.93	2.00	0.96	1.42	2.07	0.68
White	91C01	Circuit Court	0.74	1.00	0.74	0.73	1.00	0.73	0.76	1.04	0.73
	91D01	Superior Court	0.74	1.00	0.74	0.75	1.00	0.75	0.72	1.02	0.71
	County Total		1.48	2.00	0.74	1.47	2.00	0.74	1.48	2.06	0.72
Whitley	92C01	Circuit Court	1.11	1.01	1.10	0.97	1.01	0.96	0.93	1.11	0.84
	92D01	Superior Court	1.06	1.00	1.06	1.20	1.00	1.20	1.37	1.18	1.16
	County Total		2.17	2.01	1.08	2.17	2.01	1.08	2.30	2.29	1.00
STATE TOTALS			498	473	1.05	498	484	1.03	444	499	0.89

Comparison of Cases from 2011-2020

Cases Filed – All Courts

	2011	2012	2013	2014	2015	2016	2017	2018	2019	2020
Criminal										
Murder	193	235	246	271	232	243	223	261	235	319
Class A Felony	2,666	2,424	2,514	2,173	345	141	82	100	55	53
Class B Felony	7,108	7,289	7,300	4,922	391	85	57	38	19	25
Class C Felony	9,638	9,719	9,391	6,285	761	407	295	203	103	100
Class D Felony	51,720	52,363	52,579	28,597	1,023	559	346	128	69	118
Level 1 Felony	-	-	-	159	421	487	471	503	538	610
Level 2 Felony	-	-	-	409	1,261	1,467	1,716	1,843	1,989	1,883
Level 3 Felony	-	-	-	869	2,152	2,374	2,512	2,483	2,446	2,185
Level 4 Felony	-	-	-	1,283	3,162	3,592	3,555	3,521	3,479	3,204
Level 5 Felony	-	-	-	3,755	9,966	10,679	11,238	11,222	11,045	10,556
Level 6 Felony	-	-	-	17,601	43,868	50,581	56,511	57,942	58,016	52,863
Misdemeanor	173,408	168,472	151,853	138,384	140,161	144,136	148,641	144,833	141,887	113,195
Post-Conviction	1,362	1,460	1,349	987	1,035	1,068	1,000	961	948	870
Misc. Criminal	32,844	35,102	37,855	44,922	51,023	56,006	61,635	67,169	72,791	64,901
Sub-Total	278,939	277,064	263,087	250,617	255,801	271,825	288,282	291,207	293,620	250,882
Civil Violations										
Infractions	721,089	662,213	601,209	477,450	501,825	455,192	458,359	410,891	396,331	259,651
Ord. Violations	99,640	99,451	95,746	85,420	78,406	64,821	59,634	53,736	47,814	32,644
Sub-Total	820,729	761,664	696,955	562,870	580,231	520,013	517,993	464,627	444,145	292,295
Juvenile										
CHINS	10,665	11,325	12,114	14,227	17,491	20,063	20,068	15,375	13,610	12,208
Delinquency	19,553	18,480	17,818	15,350	14,297	13,804	13,638	11,936	11,409	8,545
Status	4,442	4,589	3,653	3,915	4,149	3,426	3,787	3,639	3,890	3,792
Paternity	21,978	21,313	18,626	18,512	15,982	16,375	14,673	14,343	15,582	10,910
Miscellaneous	11,457	12,147	12,876	12,743	13,821	14,547	15,607	14,551	14,396	12,145
Term. Par. Right	2,718	2,222	2,355	2,648	3,121	4,284	4,844	5,657	5,700	4,820
Protection Order	-	-	-	-	-	-	-	44	32	13
Sub-Total	70,813	70,076	67,442	67,395	68,861	72,499	72,617	65,545	64,619	52,433
Civil										
Plenary	17,600	16,943	15,625	15,929	14,521	16,239	13,640	12,153	11,763	10,616
Mortgage Fore.	30,272	33,876	24,320	19,486	19,023	15,752	15,153	13,438	13,287	4,311
Civil Collections	71,526	75,301	62,328	67,683	56,762	65,555	72,981	90,511	106,437	75,917
Tort	10,502	10,797	11,329	11,417	11,376	11,899	11,879	12,730	11,982	12,136
Small Claims	253,255	253,834	252,594	233,761	226,092	209,698	195,160	195,862	174,252	114,329
Domestic Rel.	37,822	36,663	35,102	33,563	32,822	31,754	-	-	-	-
Domestic Rel. W/Child	-	-	-	-	-	-	15,522	14,756	14,677	12,939
Domestic Rel. No Child	-	-	-	-	-	-	15,996	15,850	15,947	14,609
Recip. Support	2,898	2,660	2,520	2,286	2,395	2,172	1,724	1,679	1,852	1,244
Mental Health	7,804	8,570	9,538	10,373	11,657	13,477	15,188	15,821	17,822	18,061
Protective Ord.	35,579	36,313	33,755	31,943	32,886	35,189	35,944	34,444	34,896	32,200
Expungement	-	-	-	-	2,572	6,660	7,303	7,493	8,632	9,268
Miscellaneous	16,709	14,691	15,696	18,325	19,749	16,834	15,640	15,858	16,503	15,554
Tax Sale	-	-	-	-	-	-	118	179	229	115
Tax Petition	-	-	-	-	-	-	4,553	5,687	6,505	4,077
Sub-Total	483,967	489,648	462,807	444,766	429,855	425,229	420,801	436,461	434,784	325,376
Probate/Adoption										

	2011	2012	2013	2014	2015	2016	2017	2018	2019	2020
Adoption	3,855	3,955	3,424	3,581	3,593	4,159	4,752	4,876	5,149	4,702
Estate	14,473	14,923	15,076	14,113	-	-	-	-	-	-
Estate- Supv.	-	-	-	-	6,506	3,296	2,639	2,453	2,139	2,267
Estate-Un-Supv.	-	-	-	-	6,608	8,185	8,793	8,876	9,107	10,398
Estate- Misc.	-	-	-	-	2,487	3,055	3,303	3,514	3,605	3,748
Guardianship	7,118	6,914	6,857	7,083	7,390	8,004	8,108	8,637	8,301	7,636
Guardianship Misc.	-	-	-	-	-	-	-	-	-	425
Trusts	518	507	499	484	455	449	437	402	392	395
Sub-Total	25,964	26,299	25,856	25,261	27,039	27,148	28,032	28,758	28,693	29,571
Grand Total	1,680,412	1,624,751	1,516,147	1,350,909	1,361,787	1,316,714	1,327,725	1,286,598	1,265,861	950,557

Cases Filed – Courts of Record

	2011	2012	2013	2014	2015	2016	2017	2018	2019	2020
Criminal										
Murder	193	235	246	271	232	243	223	261	235	319
Class A Felony	2,666	2,424	2,514	2,173	345	141	82	100	55	53
Class B Felony	7,108	7,289	7,300	4,922	391	85	57	38	19	25
Class C Felony	9,638	9,719	9,391	6,285	761	407	295	203	103	100
Class D Felony	51,720	52,363	52,579	28,597	1,023	559	346	128	69	118
Level 1 Felony	-	-	-	159	421	487	471	503	538	610
Level 2 Felony	-	-	-	409	1,261	1,467	1,716	1,843	1,989	1,883
Level 3 Felony	-	-	-	869	2,152	2,374	2,512	2,483	2,446	2,185
Level 4 Felony	-	-	-	1,283	3,162	3,592	3,555	3,521	3,479	3,204
Level 5 Felony	-	-	-	3,755	9,966	10,679	11,238	11,222	11,045	10,556
Level 6 Felony	-	-	-	17,601	43,868	50,581	56,511	57,942	58,016	52,863
Misdemeanor	133,898	130,892	117,085	105,601	108,118	114,025	119,292	115,585	115,502	91,216
Post-Conviction	1,362	1,460	1,349	987	1,035	1,068	1,000	961	948	870
Misc. Criminal	32,305	34,398	37,280	44,473	50,818	55,869	61,503	67,016	72,657	64,679
Sub-Total	238,890	238,780	227,744	217,385	223,553	241,577	258,801	261,806	267,101	228,681
Civil Violations										
Infractions	491,639	449,596	395,604	308,907	335,174	305,624	319,837	292,689	292,248	190,812
Ord. Violations	53,897	47,885	42,483	35,131	30,216	25,253	22,595	21,884	19,895	14,634
Sub-Total	545,536	497,481	438,087	344,038	365,390	330,877	342,432	314,573	312,143	205,446
Juvenile										
CHINS	10,665	11,325	12,114	14,227	17,491	20,063	20,068	15,375	13,610	12,208
Delinquency	19,553	18,480	17,818	15,350	14,297	13,804	13,638	11,936	11,409	8,545
Status	4,442	4,589	3,653	3,915	4,149	3,426	3,787	3,639	3,890	3,792
Paternity	21,978	21,313	18,626	18,512	15,982	16,375	14,673	14,343	15,582	10,910
Miscellaneous	11,457	12,147	12,876	12,743	13,821	14,547	15,607	14,551	14,396	12,145
Term. Par. Right	2,718	2,222	2,355	2,648	3,121	4,284	4,844	5,657	5,700	4,820
Protection Order	-	-	-	-	-	-	-	44	32	13
Sub-Total	70,813	70,076	67,442	67,395	68,861	72,499	72,617	65,545	64,619	52,433
Civil										
Plenary	10,397	10,327	10,037	10,299	9,338	9,294	8,810	9,343	10,340	10,481
Mortgage Fore.	30,272	33,876	24,320	19,486	19,023	15,752	15,153	13,438	13,287	4,311
Civil Collections	70,300	74,366	61,580	66,814	55,975	64,652	72,205	87,722	103,832	74,229
Tort	10,502	10,796	11,329	11,417	11,376	11,899	11,879	12,730	11,982	12,136
Small Claims	186,407	182,406	189,105	177,934	171,529	152,629	144,960	146,983	174,252	114,329
Domestic Rel.	37,822	36,663	35,102	33,563	32,822	31,754	-	-	-	-
Domestic Rel. W/Child	-	-	-	-	-	-	15,522	14,756	14,677	12,939
Domestic Rel. No Child	-	-	-	-	-	-	15,996	15,850	15,947	14,609
Recip. Support	2,898	2,660	2,520	2,286	2,395	2,172	1,724	1,679	1,852	1,244
Mental Health	7,804	8,570	9,538	10,373	11,657	13,477	15,188	15,821	17,822	18,061
Protective Ord.	35,579	36,313	33,755	31,943	32,882	35,189	35,944	34,444	34,896	32,200
Expungement	-	-	-	-	2,572	6,660	7,302	7,493	8,631	9,268
Tax Sale	-	-	-	-	-	-	118	179	229	115
Tax Petition	-	-	-	-	-	-	4,553	5,687	6,505	4,077
Miscellaneous	16,702	14,684	15,680	18,309	19,741	16,830	15,604	15,795	16,479	15,552

	2011	2012	2013	2014	2015	2016	2017	2018	2019	2020
Sub-Total	408,683	410,661	392,966	382,424	369,310	360,308	364,958	381,920	430,731	323,551
Probate/Adoption										
Adoption	3,855	3,955	3,424	3,581	3,593	4,159	4,752	4,876	5,149	4,702
Estate	14,473	14,923	15,076	14,113	-	-	-	-	-	-
Estate-Supv.	-	-	-	-	6,506	3,296	2,639	2,453	2,139	2,267
Estate-Un-Supv.	-	-	-	-	6,608	8,185	8,793	8,876	9,107	10,398
Estate- Misc.	-	-	-	-	2,487	3,055	3,303	3,514	3,605	3,748
Guardianship	7,118	6,914	6,857	7,083	7,390	8,004	8,108	8,637	8,301	7,636
Guardianship Misc.	-	-	-	-	-	-	-	-	-	425
Trusts	518	507	456	484	455	449	437	402	392	395
Sub-Total	25,964	26,299	25,813	25,261	27,039	27,148	28,032	28,758	28,693	29,571
Grand Total	1,289,886	1,243,297	1,152,052	1,036,503	1,054,153	1,032,409	1,066,840	1,052,602	1,103,287	839,682

Marion County Small Claims Courts caseload statistics are now included in this table beginning with the 2019 data.

Cases Filed – City and Town Courts

	2011	2012	2013	2014	2015	2016	2017	2018	2019	2020
Criminal										
Murder	-	-	-	-	-	-	-	-	-	-
Felony	-	-	-	-	-	-	-	-	-	-
Class A Felony	-	-	-	-	-	-	-	-	-	-
Class B Felony	-	-	-	-	-	-	-	-	-	-
Class C Felony	-	-	-	-	-	-	-	-	-	-
Class D Felony	-	-	-	-	-	-	-	-	-	-
Level 1 Felony	-	-	-	-	-	-	-	-	-	-
Level 2 Felony	-	-	-	-	-	-	-	-	-	-
Level 3 Felony	-	-	-	-	-	-	-	-	-	-
Level 4 Felony	-	-	-	-	-	-	-	-	-	-
Level 5 Felony	-	-	-	-	-	-	-	-	-	-
Level 6 Felony	-	-	-	-	-	-	-	-	-	-
Misdemeanor	39,510	37,580	34,768	32,783	32,043	30,111	29,349	29,248	26,385	21,979
Post-Conviction	0	0	0	0	0	0	0	0	0	0
Misc. Criminal	539	704	575	449	205	137	132	153	134	222
Sub-Total	40,049	38,284	35,343	33,232	32,248	30,248	29,481	29,401	26,519	22,201
Civil Violations										
Infractions	229,450	212,617	205,605	168,543	166,651	149,545	138,522	118,202	104,083	68,839
Ord. Violations	45,743	51,566	53,263	50,289	48,190	39,568	37,039	31,852	27,919	18,010
Sub-Total	275,193	264,183	258,868	218,832	214,841	189,113	175,561	150,054	132,002	86,849
Juvenile										
CHINS	-	-	-	-	-	-	-	-	-	-
Delinquency	-	-	-	-	-	-	-	-	-	-
Status	-	-	-	-	-	-	-	-	-	-
Paternity	-	-	-	-	-	-	-	-	-	-
Miscellaneous	-	-	-	-	-	-	-	-	-	-
Term. Par. Right	-	-	-	-	-	-	-	-	-	-
Protection Order	-	-	-	-	-	-	-	-	-	-
Sub-Total	-	-	-	-	-	-	-	-	-	-
Civil										
Plenary	7,203	6,616	5,588	5,630	5,183	6,945	4,830	2,810	1,423	135
Mortgage Fore.	-	-	-	-	-	-	-	-	-	-
Civil Collections	1,226	935	748	869	787	903	776	2,789	2,605	1,688
Tort	0	1	0	0	0	0	0	0	0	0
Small Claims	66,848	71,428	63,489	55,827	54,563	57,069	50,200	48,879	0	0
Domestic Rel.	-	-	-	-	-	-	-	-	-	-
Domestic Rel. W/Child	-	-	-	-	-	-	-	-	-	-
Domestic Rel.No Child.	-	-	-	-	-	-	-	-	-	-
Recip. Support	-	-	-	-	-	-	-	-	-	-
Mental Health	-	-	-	-	4	-	-	-	-	-
Protective Ord.	-	-	-	-	-	-	1	-	-	-
Expungement	-	-	-	-	-	-	-	-	1	0
Tax Sale	-	-	-	-	-	-	-	-	-	-
Tax Petition	-	-	-	-	-	-	-	-	-	-

	2011	2012	2013	2014	2015	2016	2017	2018	2019	2020
Miscellaneous	7	7	16	16	8	4	36	63	24	2
Sub-Total	75,284	78,987	69,841	62,342	60,545	64,921	55,842	54,541	4,053	1,825
Probate/Adoption										
Adoption	-	-	-	-	-	-	-	-	-	-
Estate	-	-	-	-	-	-	-	-	-	-
Estate- Supv.	-	-	-	-	-	-	-	-	-	-
Estate-Un-Supv.	-	-	-	-	-	-	-	-	-	-
Estate- Misc.	-	-	-	-	-	-	-	-	-	-
Guardianship	-	-	-	-	-	-	-	-	-	-
Guardianship Misc.	-	-	-	-	-	-	-	-	-	-
Trusts	0	0	0	43	0	0	0	0	0	0
Sub-Total	0	0	0	43	0	0	0	0	0	0
Grand Total	390,526	381,454	364,095	314,406	307,634	284,305	260,885	233,996	162,574	110,875

Marion County Small Claims courts are now courts of record, and their case totals are no longer included in this table beginning with the 2019 data.

Cases Disposed – All Courts

	2011	2012	2013	2014	2015	2016	2017	2018	2019	2020
Criminal										
Murder	201	193	235	446	271	215	226	225	261	149
Felony	520	871	922	165	302	277	117	2,428	295	62
Class A Felony	2,615	2,443	2,467	2,785	1,510	601	358	215	176	98
Class B Felony	6,970	6,926	7,524	7,192	3,232	1,026	477	268	170	84
Class C Felony	9,289	9,239	10,143	8,733	3,958	1,575	1,003	710	388	219
Class D Felony	50,719	51,664	53,954	45,064	15,694	5,268	2,869	3,698	1,890	980
Level 1 Felony	-	-	-	13	153	308	488	435	490	337
Level 2 Felony	-	-	-	25	505	948	1,379	1,685	1,663	1,349
Level 3 Felony	-	-	-	80	1,142	1,806	2,192	2,306	2,342	1,663
Level 4 Felony	-	-	-	135	1,734	2,757	3,229	3,406	3,281	2,585
Level 5 Felony	-	-	-	601	5,900	8,851	10,273	10,754	10,537	8,307
Level 6 Felony	-	-	-	3,613	28,970	42,008	48,821	53,456	56,040	41,960
Misdemeanor	175,087	167,126	155,542	152,944	131,812	134,314	138,378	148,723	143,389	99,773
Post-Conviction	1,073	1,086	800	1,218	961	769	871	766	866	619
Misc. Criminal	33,351	36,744	37,214	44,903	50,407	55,085	60,033	68,057	71,359	62,817
Sub-Total	279,825	276,292	268,801	267,917	246,551	255,808	270,714	297,132	293,148	221,002
Civil Violations										
Infractions	715,763	632,102	587,311	548,443	494,761	455,091	446,089	413,377	398,079	265,906
Ord. Violations	90,636	85,944	83,334	87,116	76,504	63,626	60,964	54,724	50,296	33,916
Sub-Total	806,399	718,046	670,645	635,559	571,265	518,717	507,053	468,101	448,375	299,822
Juvenile										
CHINS	10,364	11,311	11,214	12,088	15,348	17,061	18,387	17,911	14,170	11,326
Delinquency	20,164	19,290	17,117	14,925	15,023	13,038	12,422	11,630	10,655	8,489
Status	5,012	4,880	3,515	3,165	5,017	3,303	3,561	3,458	3,257	2,782
Paternity	21,160	20,250	18,023	18,178	16,893	14,886	20,967	13,575	13,830	8,255
Miscellaneous	12,317	11,330	11,919	11,134	14,492	13,532	13,970	13,917	13,623	11,367
Term. Par. Right	2,645	2,264	2,073	2,110	2,586	3,154	4,182	5,007	6,105	4,360
Protection Order	-	-	-	-	-	-	-	26	16	4
Sub-Total	71,662	69,325	63,861	61,600	69,359	64,974	73,489	65,524	61,656	46,583
Civil										
Plenary	13,858	12,457	16,806	11,503	12,890	11,439	12,062	17,080	12,796	9,687
Mortgage Fore.	28,417	33,644	31,566	22,341	20,113	18,784	16,918	14,165	13,617	7,046
Civil Collections	78,959	72,388	67,813	64,672	57,885	59,497	66,710	76,518	97,691	79,312
Tort	10,092	9,655	10,788	10,905	11,198	11,294	10,995	11,060	11,631	10,483
Small Claims	252,950	238,358	245,668	243,776	274,315	204,743	196,665	206,165	221,092	113,161
Domestic Rel.	38,829	42,018	42,606	33,841	34,596	32,174	17,092	4,933	3,075	1,603
Domestic Rel. W/Child	-	-	-	-	-	-	6,754	11,998	12,812	12,391
Domestic Rel. No Child	-	-	-	-	-	-	9,001	13,669	14,336	13,809
Recip. Support	2,549	3,016	2,054	2,225	2,268	3,085	1,509	1,876	1,844	859
Mental Health	7,560	8,531	9,635	9,296	12,023	14,444	14,179	15,643	16,026	18,160
Protective Ord.	35,774	35,769	33,280	30,518	33,455	34,829	37,015	32,928	33,192	31,132
Expungement	-	-	-	-	1,588	5,673	6,901	7,040	8,190	8,711

	2011	2012	2013	2014	2015	2016	2017	2018	2019	2020
Tax Sale	-	-	-	-	-	-	50	149	174	90
Tax Petition	-	-	-	-	-	-	1,926	4,433	5,794	2,937
Miscellaneous	14,105	12,702	13,239	15,125	20,239	15,871	15,557	15,410	14,535	13,485
Sub-Total	483,093	468,538	473,455	444,202	480,570	411,833	413,334	433,067	466,805	322,866
Probate/Adoption										
Adoption	3,849	3,406	3,271	3,704	3,650	3,628	4,453	4,754	4,942	4,281
Estate	12,998	14,029	15,391	16,858	-	-	-	-	-	-
Estate- Supv.	-	-	-	-	8,398	4,833	3,014	2,561	3,415	2,184
Estate-Un-Supv.	-	-	-	-	5,574	9,959	7,715	8,047	9,313	8,471
Estate- Misc.	-	-	-	-	2,513	2,666	2,944	3,401	3,120	3,269
Guardianship	7,235	8,744	5,847	8,240	8,068	9,034	7,105	11,166	11,629	7,354
Guardianship Misc.	-	-	-	-	-	-	-	-	-	253
Trusts	307	413	460	357	414	405	390	308	417	376
Sub-Total	24,390	26,592	24,969	29,172	28,617	30,525	25,621	30,237	32,836	26,188
Grand Total	1,665,369	1,558,793	1,501,731	1,438,450	1,396,362	1,281,857	1,290,211	1,294,061	1,302,820	916,461

Cases Disposed – Courts of Record

	2011	2012	2013	2014	2015	2016	2017	2018	2019	2020
Criminal										
Murder	201	193	235	446	271	215	226	225	261	149
Felony	520	871	922	165	302	277	117	2,428	295	62
Class A Felony	2,615	2,443	2,467	2,785	1,510	601	358	215	176	98
Class B Felony	6,970	6,926	7,524	7,192	3,232	1,026	477	268	170	84
Class C Felony	9,289	9,239	10,143	8,733	3,958	1,575	1,003	710	388	219
Class D Felony	50,719	51,664	53,954	45,064	15,694	5,268	2,869	3,698	1,890	980
Level 1 Felony	-	-	-	13	153	308	488	435	490	337
Level 2 Felony	-	-	-	25	505	948	1,379	1,685	1,663	1,349
Level 3 Felony	-	-	-	80	1,142	1,806	2,192	2,306	2,342	1,663
Level 4 Felony	-	-	-	135	1,734	2,757	3,229	3,406	3,281	2,585
Level 5 Felony	-	-	-	601	5,900	8,851	10,273	10,754	10,537	8,307
Level 6 Felony	-	-	-	3,613	28,970	42,008	48,821	53,456	56,040	41,960
Misdemeanor	136,957	133,802	123,653	123,963	104,373	107,887	110,615	120,984	115,770	81,928
Post-Conviction	1,073	1,086	800	1,218	961	759	871	766	866	619
Misc. Criminal	32,893	36,142	36,723	44,610	50,176	55,007	59,926	67,988	71,305	62,755
Sub-Total	241,237	242,366	236,421	238,643	218,881	229,293	242,844	269,324	265,474	203,095
Civil Violations										
Infractions	478,163	428,668	395,938	379,062	332,033	311,681	314,211	294,768	290,835	198,283
Ord. Violations	43,913	41,300	38,408	36,618	29,135	26,216	24,054	21,300	19,595	15,038
Sub-Total	522,076	469,968	434,346	415,680	361,168	337,897	338,265	316,068	310,430	213,321
Juvenile										
CHINS	10,364	11,311	11,214	12,088	15,348	17,061	18,387	17,911	14,170	11,326
Delinquency	20,164	19,290	17,117	14,925	15,023	13,038	12,422	11,630	10,655	8,489
Status	5,012	4,880	3,515	3,165	5,017	3,303	3,561	3,458	3,257	2,782
Paternity	21,160	20,250	18,023	18,178	16,893	14,886	20,967	13,575	13,830	8,255
Miscellaneous	12,317	11,330	11,919	11,134	14,492	13,532	13,970	13,917	13,623	11,367
Term. Par. Right	2,645	2,264	2,073	2,110	2,586	3,154	4,182	5,007	6,105	4,360
Protection Order	-	-	-	-	-	-	-	26	16	4
Sub-Total	71,662	69,325	63,861	61,600	69,359	64,974	73,489	65,524	61,656	46,583
Civil										
Plenary	12,136	10,579	15,562	10,319	11,907	9,642	9,690	10,564	10,420	9,361
Mortgage Fore.	28,417	33,644	31,566	22,341	20,113	18,784	16,918	14,165	13,617	7,046
Civil Collections	77,732	71,347	67,131	64,080	57,193	58,607	65,962	75,101	95,920	78,004
Tort	10,092	9,655	10,788	10,905	11,198	11,294	10,995	11,060	11,631	10,483
Small Claims	194,369	180,584	191,768	192,646	230,548	162,322	144,334	150,402	221,092	113,161
Domestic Rel.	38,829	42,018	42,606	33,841	34,596	32,174	17,092	4,933	3,075	1,603
Domestic Rel. W/Child	-	-	-	-	-	-	6,754	11,998	12,812	12,391
Domestic Rel. No Child	-	-	-	-	-	-	9,001	13,669	14,336	13,809
Recip. Support	2,549	3,016	2,054	2,225	2,268	3,085	1,509	1,876	1,844	859
Mental Health	7,560	8,531	9,635	9,296	12,023	14,444	14,179	15,643	16,026	18,160
Protective Ord.	35,774	35,769	33,280	30,518	33,455	34,829	37,015	32,928	33,192	31,132
Expungement	-	-	-	-	1,588	5,673	6,901	7,039	8,190	8,711
Tax Sale	-	-	-	-	-	-	50	149	174	90
Tax Petition	-	-	-	-	-	-	1,926	4,433	5,794	2,937

	2011	2012	2013	2014	2015	2016	2017	2018	2019	2020
Miscellaneous	14,098	12,695	13,230	15,108	20,237	15,868	15,553	15,403	14,530	13,483
Sub-Total	421,556	407,838	417,620	392,463	435,126	366,722	357,879	369,363	462,653	321,230
Probate/Adoption										
Adoption	3,849	3,406	3,271	3,704	3,650	3,628	4,453	4,754	4,942	4,281
Estate	12,998	14,029	15,391	16,858	-	-	-	-	-	-
Estate-Supv.	-	-	-	-	8,398	4,833	3,014	2,561	3,415	2,184
Estate-Un-Supv.	-	-	-	-	5,574	9,959	7,715	8,047	9,313	8,471
Estate-Misc.	-	-	-	-	2,513	2,666	2,944	3,401	3,120	3,269
Guardianship	7,235	8,744	5,847	8,240	8,068	9,034	7,105	11,166	11,629	7,354
Guardianship Misc.	-	-	-	-	-	-	-	-	-	253
Trusts	307	413	417	357	414	405	390	308	417	376
Sub-Total	24,390	26,592	24,926	29,172	28,617	30,525	25,621	30,237	32,836	25,812
Grand Total	1,280,921	1,216,089	1,177,174	1,136,374	1,113,151	1,029,411	1,038,098	1,050,516	1,133,049	810,417

Marion County Small Claims Courts caseload statistics are now included in this table beginning with the 2019 data.

Cases Disposed – City and Town Courts

	2011	2012	2013	2014	2015	2016	2017	2018	2019	2020
Criminal/										
Murder	-	-	-	-	-	-	-	-	-	-
Felony	-	-	-	-	-	-	-	-	-	-
Class A Felony	-	-	-	-	-	-	-	-	-	-
Class B Felony	-	-	-	-	-	-	-	-	-	-
Class C Felony	-	-	-	-	-	-	-	-	-	-
Class D Felony	-	-	-	-	-	-	-	-	-	-
Level 1 Felony	-	-	-	-	-	-	-	-	-	-
Level 2 Felony	-	-	-	-	-	-	-	-	-	-
Level 3 Felony	-	-	-	-	-	-	-	-	-	-
Level 4 Felony	-	-	-	-	-	-	-	-	-	-
Level 5 Felony	-	-	-	-	-	-	-	-	-	-
Level 6 Felony	-	-	-	-	-	-	-	-	-	-
Misdemeanor	38,130	33,324	31,889	28,981	27,439	26,427	27,763	27,739	27,620	17,845
Post-Conviction	0	0	0	0	0	10	0	0	0	0
Misc. Criminal	458	602	491	293	231	78	107	69	54	62
Sub-Total	38,588	33,926	32,380	29,274	27,670	26,515	27,870	27,808	27,674	17,907
Civil Violations										
Infractions	237,600	203,434	191,373	169,381	162,728	143,410	131,878	118,609	107,244	67,623
Ord. Violations	46,723	44,644	44,926	50,498	47,369	37,410	36,910	33,424	30,701	18,878
Sub-Total	284,323	248,078	236,299	219,879	210,097	180,820	168,788	152,033	137,945	86,501
Juvenile										
CHINS	-	-	-	-	-	-	-	-	-	-
Delinquency	-	-	-	-	-	-	-	-	-	-
Status	-	-	-	-	-	-	-	-	-	-
Paternity	-	-	-	-	-	-	-	-	-	-
Miscellaneous	-	-	-	-	-	-	-	-	-	-
Term. Par. Right	-	-	-	-	-	-	-	-	-	-
Protective Orders	-	-	-	-	-	-	-	-	-	-
Sub-Total	0	0	0	0	0	0	0	0	0	0
Civil										
Plenary	1,722	1,878	1,244	1,184	983	1,797	2,372	6,516	2,376	326
Mortgage Fore.	-	-	-	-	-	-	-	-	-	-
Civil Collections	1,227	1,041	682	592	692	890	748	1,417	1,771	1,308
Tort	-	-	-	-	-	-	-	-	-	-
Small Claims	58,581	57,774	53,900	51,130	43,767	42,421	52,331	55,763	-	-
Domestic Rel.	-	-	-	-	-	-	-	-	-	-
Domestic Rel. W/Child	-	-	-	-	-	-	-	-	-	-
Domestic Rel. No Child	-	-	-	-	-	-	-	-	-	-
Recip. Support	-	-	-	-	-	-	-	-	-	-
Mental Health	-	-	-	-	-	-	-	-	-	-
Protective Ord.	-	-	-	-	-	-	-	-	-	-
Expungement	-	-	-	-	-	-	-	1	0	0

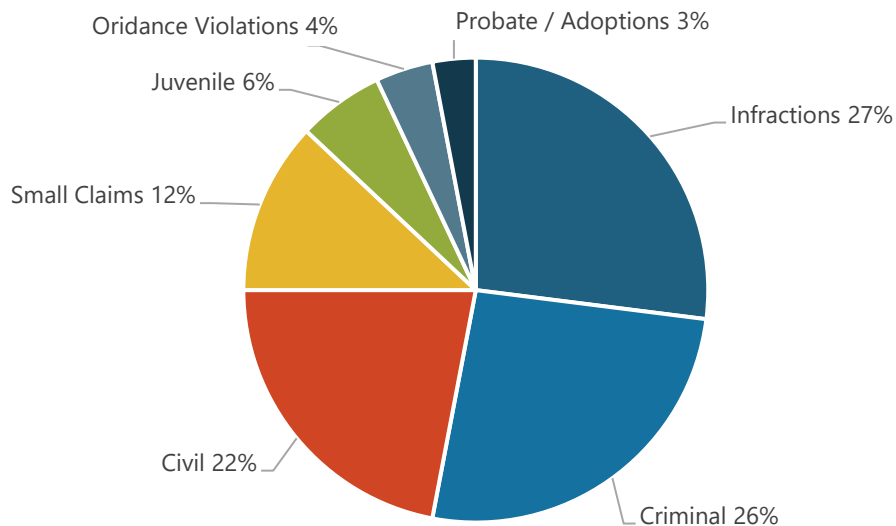
	2011	2012	2013	2014	2015	2016	2017	2018	2019	2020
Tax Sale	-	-	-	-	-	-	-	-	-	-
Tax Petition	-	-	-	-	-	-	-	-	-	-
Miscellaneous	7	7	9	17	2	3	4	7	5	2
Sub-Total	61,537	60,700	55,835	52,923	45,444	45,111	55,455	63,704	4,152	1,636
Probate/Adoption										
Adoption		-	-	-	-	-	-	-	-	-
Estate- Supv	-	-	-	-	-	-	-	-	-	-
Estate- Un-Supv.	-	-	-	-	-	-	-	-	-	-
Estate- Misc.	-	-	-	-	-	-	-	-	-	-
Guardianship	-	-	-	-	-	-	-	-	-	-
Guardianship Misc.	-	-	-	-	-	-	-	-	-	-
Trusts	0	0	0	43	0	0	0	0	0	0
Sub-Total	0	0	0	43	0	0	0	0	0	0
Grand Total	384,448	342,704	324,557	302,076	283,211	252,415	252,113	243,545	169,771	106,044

Marion County Small Claims courts are now courts of record, and their case totals are no longer included in this chart beginning with the 2019 data.

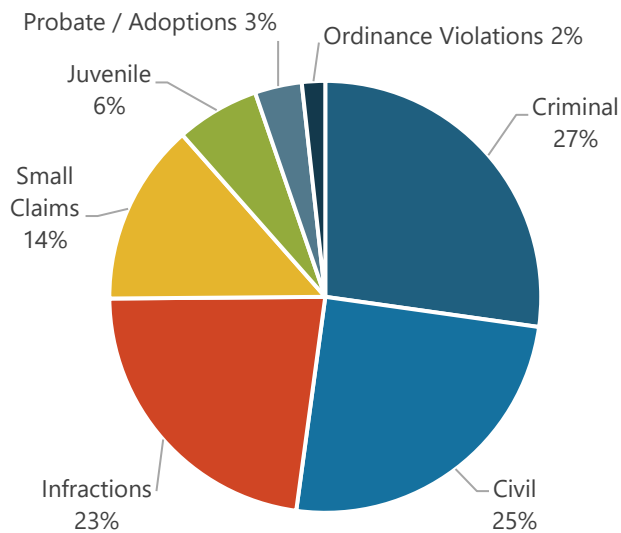
Summary of 2020 New Filings by General Case Type

As reflected in the pie charts, the Infraction case type comprises the highest number of new filings for Courts of Record, and City, and Town courts. The amount of time required to adjudicate these cases is relatively small in comparison to the other case types.

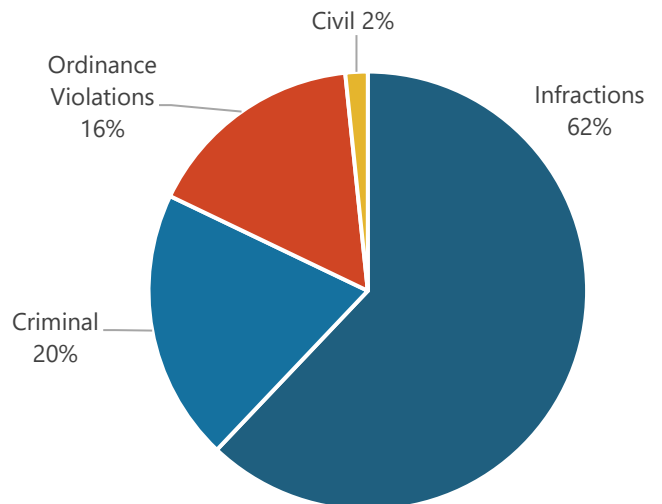
Filings - All Courts



Filings - Courts of Record



Filings - City and Town Courts



2020 Case Information: Totals All Courts

	Cases Pending 1/1/2020	Cases Filed	Cases Venued In	Cases Trans. In	Cases Disposed	Cases Venued Out	Cases Trans. Out	Cases Pending 12/31/2020
Criminal								
Murder	411	319	1	58	149	1	49	590
Felony	6,304	0	0	23	62	0	2	6,263
Class A Felony	3,783	53	1	76	98	0	28	3,787
Class B Felony	2,525	25	0	81	84	0	15	2,532
Class C Felony	5,804	100	0	50	219	1	14	5,720
Class D Felony	20,773	118	0	91	980	0	18	19,984
Level 1 Felony	744	610	0	36	337	0	27	1,026
Level 2 Felony	2,650	1,883	0	159	1,349	0	105	3,238
Level 3 Felony	3,011	2,185	0	259	1,663	0	169	3,623
Level 4 Felony	4,321	3,204	1	327	2,585	1	198	5,069
Level 5 Felony	11,745	10,556	4	1,047	8,307	6	731	14,308
Level 6 Felony	55,794	52,863	4	4,554	41,960	8	3,394	67,853
Misdemeanor	296,730	113,195	17	3,277	99,773	2	2,624	310,820
Post-Conv. Relief	3,484	870	5	61	619	1	57	3,743
Miscellaneous	43,523	64,901	2,122	687	62,817	5	722	47,689
Infraction	364,696	259,651	0	410	265,906	23	290	358,538
Ordinance Viol.	86,686	32,644	0	324	33,916	3	220	85,515
Sub-Total	912,984	543,177	2,155	11,520	520,824	51	8,663	940,298
Juvenile								
CHINS	16,648	12,208	46	64	11,326	43	46	17,551
Delinquency	10,862	8,545	102	144	8,489	140	35	10,989
Status	3,358	3,792	6	12	2,782	15	7	4,364
Paternity	49,428	10,910	138	760	8,255	24	466	52,491
Miscellaneous	13,129	12,145	31	55	11,367	11	22	13,960
Term. Par. Right	5,838	4,820	0	34	4,360	0	34	6,298
Protection Order	34	13	2	1	4	0	0	46
Sub-Total	99,297	52,433	325	1,070	46,583	233	610	105,699
Civil								
Plenary	31,233	10,616	124	14,327	9,687	46	13,548	33,019
Mortgage Fore.	15,479	4,311	5	264	7,046	3	207	12,803
Civil Collections	102,340	75,917	78	6,474	79,312	55	5,001	100,441
Civil Tort	26,593	12,136	81	1,515	10,483	74	1,437	28,331
Small Claims	241,653	114,329	33	725	113,161	81	476	243,022
Domestic Rel.	35,198	0	1	1,789	1,603	6	471	34,908
Domestic Rel. W/Child	13,767	12,939	94	2,517	12,391	26	1,763	15,137
Domestic Rel. No Child	10,648	14,609	15	2,095	13,809	12	1,425	12,121
Recip. Support	9,729	1,244	4	28	859	0	17	10,129
Mental Health	12,159	18,061	87	594	18,160	30	590	12,121
Adoption	4,478	4,702	22	46	4,281	10	47	4,910
Estate- Supv.	13,672	2,267	1	28	2,184	3	21	13,760
Estate-Un-Supv.	21,472	10,398	8	56	8,471	4	54	23,405

	Cases Pending 1/1/2020	Cases Filed	Cases Venued In	Cases Trans. In	Cases Disposed	Cases Venued Out	Cases Trans. Out	Cases Pending 12/31/2020
Estate- Misc.	4,231	3,748	1	21	3,269	1	23	4,708
Guardianship	31,425	7,636	46	263	7,354	26	195	31,795
Guardianship Misc.	0	425	0	7	253	0	7	172
Trusts	2,476	395	0	7	376	0	8	2,494
Protective Orders	29,573	32,200	289	2,439	31,132	142	1,767	31,460
Expungement	3,313	9,268	0	193	8,711	0	133	3,930
Tax Sale	161	115	0	1	90	0	1	186
Tax Petition	4,650	4,077	1	52	2,937	0	52	5,791
Miscellaneous	35,097	15,554	26	660	13,485	26	610	37,216
Sub-Total	649,347	354,947	916	34,101	349,054	545	27,853	661,859
Grand Total	1,661,628	950,557	3,396	46,691	916,461	829	37,126	1,707,856

Statewide Case Totals – Courts of Record

	Cases Pending 1/1/2020	Cases Filed	Cases Venued In	Cases Trans. In	Cases Disposed	Cases Venued Out	Cases Trans. Out	Cases Pending 12/31/2020
Criminal								
Murder	411	319	1	58	149	1	49	590
Felony	6,304	0	0	23	62	0	2	6,263
Class A Felony	3,783	53	1	76	98	0	28	3,787
Class B Felony	2,525	25	0	81	84	0	15	2,532
Class C Felony	5,804	100	0	50	219	1	14	5,720
Class D Felony	20,773	118	0	91	980	0	18	19,984
Level 1 Felony	744	610	0	36	337	0	27	1,026
Level 2 Felony	2,650	1,883	0	159	1,349	0	105	3,238
Level 3 Felony	3,011	2,185	0	259	1,663	0	169	3,623
Level 4 Felony	4,321	3,204	1	327	2,585	1	198	5,069
Level 5 Felony	11,745	10,556	4	1,047	8,307	6	731	14,308
Level 6 Felony	55,794	52,863	4	4,554	41,960	8	3,394	67,853
Misdemeanor	156,383	91,216	16	3,216	81,928	2	2,386	166,515
Post-Conv. Relief	3,479	870	5	61	619	1	57	3,738
Miscellaneous	42,361	64,679	2,122	687	62,755	5	713	46,376
Infraction	202,650	190,812	0	381	198,283	22	184	195,354
Ordinance Viol.	24,055	14,634	0	322	15,038	2	182	23,789
Sub-Total	546,793	434,127	2,154	11,428	416,416	49	8,272	569,765
Juvenile								
CHINS	16,648	12,208	46	64	11,326	43	46	17,551
Delinquency	10,862	8,545	102	144	8,489	140	35	10,989
Status	3,358	3,792	6	12	2,782	15	7	4,364
Paternity	49,428	10,910	138	760	8,255	24	466	52,491
Miscellaneous	13,129	12,145	31	55	11,367	11	22	13,960
Term. Par. Right	5,838	4,820	0	34	4,360	0	34	6,298
Protection Order	34	13	2	1	4	0	0	46
Sub-Total	99,297	52,433	325	1,070	46,583	233	610	105,699
Civil								
Plenary	30,264	10,481	124	14,327	9,361	46	13,548	32,241
Mortgage Fore.	15,479	4,311	5	264	7,046	3	207	12,803
Civil Collections	97,744	74,229	78	6,474	78,004	55	4,995	95,471
Civil Tort	26,593	12,136	81	1,515	10,483	74	1,437	28,331
Small Claims	241,653	114,329	33	725	113,161	81	476	243,022
Domestic Rel.	35,198	0	1	1,789	1,603	6	471	34,908
Domestic Rel. W/Child	13,767	12,939	94	2,517	12,391	26	1,763	15,137
Domestic Rel. No Child	10,648	14,609	15	2,095	13,809	12	1,425	12,121
Recip. Support	9,729	1,244	4	28	859	0	17	10,129
Mental Health	12,159	18,061	87	594	18,160	30	590	12,121
Adoption	4,478	4,702	22	46	4,281	10	47	4,910
Estate-Supv.	13,672	2,267	1	28	2,184	3	21	13,760
Estate-Un-Supv.	21,472	10,398	8	56	8,471	4	54	23,405

	Cases Pending 1/1/2020	Cases Filed	Cases Venued In	Cases Trans. In	Cases Disposed	Cases Venued Out	Cases Trans. Out	Cases Pending 12/31/2020
Estate- Misc.	4,231	3,748	1	21	3,269	1	23	4,708
Guardianship	31,425	7,636	46	263	7,354	26	195	31,795
Guardianship Misc.	0	425	0	7	253	0	7	172
Trusts	2,476	395	0	7	376	0	8	2,494
Protective Orders	29,573	32,200	289	2,439	31,132	142	1,767	31,460
Expungement	3,312	9,268	0	193	8,711	0	133	3,929
Tax Sale	161	115	0	1	90	0	1	186
Tax Petition	4,650	4,077	1	52	2,937	0	52	5,791
Miscellaneous	34,982	15,552	26	660	13,483	26	610	37,101
Sub-Total	643,666	353,122	916	34,101	347,418	545	27,847	655,995
Grand Total	1,289,756	839,682	3,395	46,599	810,417	827	36,729	1,331,459

Totals from Circuit, Superior, Probate, and Marion County Small Claims Courts

Statewide Case Totals – City and Town Courts

	Cases Pending 1/1/2020	Cases Filed	Cases Venued In	Cases Trans. In	Cases Disposed	Cases Venued Out	Cases Trans. Out	Cases Pending 12/31/20
Criminal								
Murder	-	-	-	-	-	-	-	-
Felony	-	-	-	-	-	-	-	-
Class A Felony	-	-	-	-	-	-	-	-
Class B Felony	-	-	-	-	-	-	-	-
Class C Felony	-	-	-	-	-	-	-	-
Class D Felony	-	-	-	-	-	-	-	-
Level 1 Felony	-	-	-	-	-	-	-	-
Level 2 Felony	-	-	-	-	-	-	-	-
Level 3 Felony	-	-	-	-	-	-	-	-
Level 4 Felony	-	-	-	-	-	-	-	-
Level 5 Felony	-	-	-	-	-	-	-	-
Level 6 Felony	-	-	-	-	-	-	-	-
Misdemeanor	140,347	21,979	1	61	17,845	0	238	144,305
Post-Conv. Relief	5	0	0	0	0	0	0	5
Miscellaneous	1,162	222	0	0	62	0	9	1,313
Infraction	162,046	68,839	0	29	67,623	1	106	163,184
Ordinance Viol.	62,631	18,010	0	2	18,878	1	38	61,726
Sub-Total	366,191	109,050	1	92	104,408	2	391	370,533
Juvenile								
CHINS	-	-	-	-	-	-	-	-
Delinquency	-	-	-	-	-	-	-	-
Status	-	-	-	-	-	-	-	-
Paternity	-	-	-	-	-	-	-	-
Miscellaneous	-	-	-	-	-	-	-	-
Term. Par. Right	-	-	-	-	-	-	-	-
Protection Order	-	-	-	-	-	-	-	-
Sub- Total	-	-	-	-	-	-	-	-
Civil								
Plenary	969	135	0	0	326	0	0	778
Mortgage Fore.	-	-	0	0	0	0	0	0
Civil Collections	4,596	1,688	0	0	1,308	0	6	4,970
Civil Tort	-	-	-	-	-	-	-	-
Small Claims	-	-	-	-	-	-	-	-
Domestic Rel.	-	-	-	-	-	-	-	-
Domestic Rel. W/Children	-	-	-	-	-	-	-	-
Domestic Rel No Children	-	-	-	-	-	-	-	-
Recip. Support	-	-	-	-	-	-	-	-
Mental Health	-	-	-	-	-	-	-	-
Adoption	-	-	-	-	-	-	-	-
Estate-Supv.	-	-	-	-	-	-	-	-
Estate-Un-Supv.	-	-	-	-	-	-	-	-

	Cases Pending 1/1/2020	Cases Filed	Cases Venued In	Cases Trans. In	Cases Disposed	Cases Venued Out	Cases Trans. Out	Cases Pending 12/31/20
Estate-Misc.	-	-	-	-	-	-	-	-
Guardianship	-	-	-	-	-	-	-	-
Guardianship Misc.	-	-	-	-	-	-	-	-
Trusts	-	-	-	-	-	-	-	-
Protective Orders	-	-	-	-	-	-	-	-
Expungement	1	-	-	-	-	-	-	1
Miscellaneous	-	-	-	-	-	-	-	-
Tax Sale	-	-	-	-	-	-	-	-
Tax Petition	115	2	-	-	2	-	-	115
Sub-Total	5,681	1,825	0	0	1,636	0	6	5,864
Grand Total	371,872	110,875	1	92	106,044	2	397	376,397

Cases in which Pauper Counsel was Appointed

According to the United States and the Indiana constitutions, as well as federal and Indiana case law, a public defender must be made available to the following indigent persons at both the trial and appellate level.

- A defendant in a criminal case
- A child charged with a delinquent act
- A parent in a termination of parental rights case
- A parent in a juvenile CHINS case
- A person on whom involuntary commitment proceedings have commenced; and
- Any person facing contempt proceedings where incarceration is a possibility

If the court determines the defendant to be indigent, the court must appoint a public defender. IOCS tracks and reports the number of cases in which counsel was appointed and paid for by county/state funds.

2020 Cases with Pauper Counsel

	2012	2013	2014	2015	2016	2017	2018	2019	2020	2020 Total Cases Filed	2020 total No Public Defender Appointed
Murder	200	228	177	178	192	166	211	174	214	319	105
Class A Felony	2,382	2,408	1,513	707	450	309	306	231	133	53	-80
Class B Felony	7,391	7,563	4,474	1,728	1,064	672	476	341	191	25	-166
Class C Felony	9,236	8,842	5,571	1,971	941	568	341	191	137	100	-37
Class D Felony	40,020	41,233	23,944	5,424	2,293	1,143	609	395	212	128	-84
Level 1 Felony			97	326	348	352	383	371	419	610	191
Level 2 Felony			228	774	1,013	1,190	1,363	1,561	1,361	1,883	522
Level 3 Felony			580	1,515	1,760	1,905	1,984	2,024	1,737	2,185	448
Level 4 Felony			847	2,311	2,780	2,854	2,963	3,057	2,447	3,204	757
Level 5 Felony			2,256	6,863	7,974	8,739	8,881	8,914	7,865	10,556	2,691
Level 6 Felony			8,909	27,830	36,169	40,964	43,640	44,059	36,277	52,863	16,586
Crim. Misd.	59,225	56,906	42,814	52,127	52,043	52,902	53,020	55,262	42,865	113,195	70,330
Juvenile CHINS	7,539	8,357	10,879	13,451	15,345	14,810	14,283	15,289	13,886	12,208	-1678
Juv. Delinquency	12,409	12,350	10,698	10,248	9,514	8,705	8,389	7,904	6,127	8,545	2,418
Juvenile Status	1,631	1,508	1,276	1,250	972	886	886	921	686	3,792	3,106
Term. Par. Rights	1,160	1,265	1,322	1,744	2,455	1,991	2,754	2,764	2,065	4,820	2,755
Juvenile Paternity	1,999	2,431	2,644	2,444	2,139	2,019	1,507	1,196	763	10,910	10,147
Other	3,898	4,024	3,722	3,364	2,870	3,115	2,729	2,874	2,133		-2133
Post-Conv. Relief	279	384	80	77	100	88	91	81	72	870	798
Total	147,369	147,499	122,031	134,332	140,422	143,378	144,816	147,609	119,590	226,266	106,676
Appeals*	351	344	524	618	651	730	862	868	548	N/A	N/A
Total w/Appeals	147,720	147,843	122,555	134,950	141,073	144,108	145,678	148,477	120,138	N/A	N/A

The FA, FB, FC, and FD Pauper appointments show negative totals. This could be dependent on when the Pauper appointment was reported during the year based on new filings as well as pending cases.

*Appeals are not included in the cases filed total. Six new felony levels enacted by the Indiana General Assembly began July 1, 2014.

2020 Self Represented Litigants

This chart represents the number of cases in which at least one of the litigants represented themselves for part or all of the proceeding during 2020.

Case Type	Circuit, Superior & Probate	City & Town	Marion County Small Claims	Total All Courts
Murder (MR)	45	-	-	45
Felony (CF)	46	-	-	46
Class A Felony (FA)	107	-	-	107
Class B Felony (FB)	117	-	-	117
Class C Felony (FC)	55	-	-	55
Class D Felony (FD)	294	-	-	294
Level 1 Felony	43	-	-	43
Level 2 Felony	154	-	-	154
Level 3 Felony	214	-	-	214
Level 4 Felony	311	-	-	311
Level 5 Felony	682	-	-	682
Level 6 Felony	3,357	-	-	3,357
Misdemeanor (CM)	10,473	3,364	-	13,837
Post-Conviction Relief (PC)	356	0	-	356
Miscellaneous (MC)	2,295	6	-	2,301
Infraction (IF)	19,752	7,248	-	27,000
Ordinance Violation (OV/OE)	668	302	-	970
Total Criminal/Civil Violations	38,969	10,920	-	49,889
CHINS (JC)	570	-	-	570
Delinquency (JD)	125	-	-	125
Status (JS)	31	-	-	31
Paternity (JP)	2,926	-	-	2,926
Miscellaneous (JM)	351	-	-	351
Term. Parental Rights (JT)	110	-	-	110
Protection Orders (JQ)	0	-	-	0
Total Juvenile	4,113	-	-	4,113
Plenary (CP/PL)	1,079	-	-	1,079
Mortgage Foreclosure (MF)	248	-	-	248
Civil Collections (CC)	5,627	24	-	5,651
Tort (CT)	674	-	-	674
Small Claims (SC)	27,135	-	5,833	32,968
Dom. Rel. with Children (DC)	6,645	-	-	6,645
Dom. Rel. w/out Children (DN)	9,039	-	-	9,039
Domestic Relations (DR)	1,360	-	-	1,360
Reciprocal Support (RS)	204	-	-	204
Mental Health (MH)	1,148	-	-	1,148
Adoptions (AD)	255	-	-	255
Estates (ES)	92	-	-	92
Estates (EU)	309	-	-	309
Estates (EM)	138	-	-	138
Guardianships (GU)	1,714	-	-	1,714
Guardianship Misc. GM)	44	-	-	44
Tax Deed, Verified Petition for (TP)	422	-	-	422
Tax Sales (TS)	6	-	-	6
Trusts (TR)	16	-	-	16
Protective Orders (PO)	16,294	-	-	16,294

Case Type	Circuit, Superior & Probate	City & Town	Marion County Small Claims	Total All Courts
Expungement (XP)	929	-	-	929
Miscellaneous (MI)	4,446	-	-	4,446
Total Civil	77,824	24	5,833	83,637
Total All Case Types	120,906	10,944	5,833	137,683

2020 Method of Case Disposition

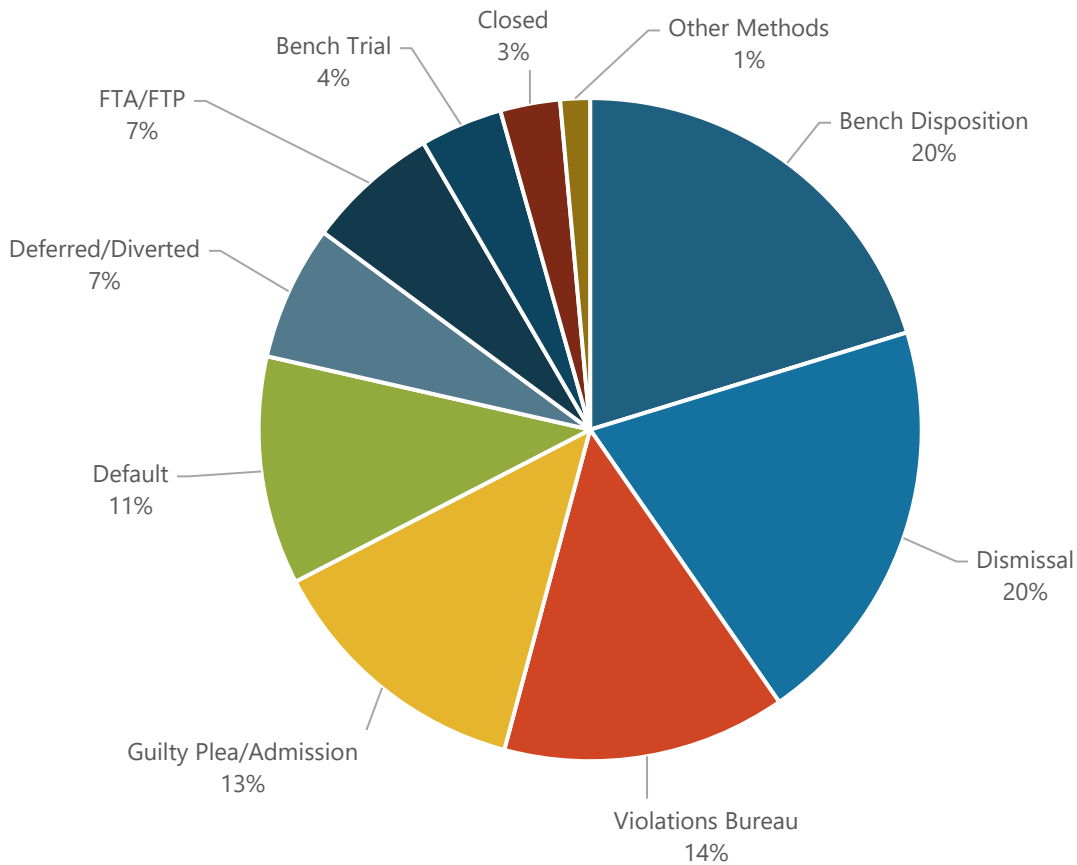
Summary of All Disposition Types

Method of Disposition (number of cases)

Disposition Type	Courts of Record	City and Town Courts	Totals
Jury Trial	545	0	545
Bench Trial	36,224	601	36,825
Bench Disposition	184,163	1,423	185,586
Dismissal	165,896	18,006	183,902
Guilty Plea/Admission	101,082	20,266	121,348
Default	98,365	3,638	102,003
Deferred/Diverted	47,728	12,519	60,247
Violations Bureau	94,823	31,853	126,676
Closed	26,668	31	26,699
FTA/FTP	45,014	14,336	59,350
Other Methods	9,909	3,371	13,280

Courts of Record column includes Marion County Small Claims Courts totals.

Method of Disposition (Percent of Total)



**Percentage of Jury Trial Dispositions of 0.06% not great enough to be shown on pie chart above.*

Statewide Disposition Totals – All Courts

	Jury Trial	Bench Trial	Bench Disp.	Guilty Plea/ Admin	Default	Defer/ Divert.	Dismiss	Viol. Bureau	Closed	FTA/ FTP	Other
Criminal											
Murder	47	4	3	68	-	-	24	-	-	-	3
Felony	1	0	4	16	-	-	32	-	-	-	9
Class A Felony	10	1	8	53	-	-	20	-	-	-	6
Class B Felony	3	3	11	41	-	-	20	-	-	-	6
Class C Felony	5	1	23	85	-	5	62	-	-	-	38
Class D Felony	2	2	30	189	-	21	426	-	-	-	310
Level 1 Felony	43	11	6	231	-	-	43	-	-	-	3
Level 2 Felony	36	8	32	1,045	-	3	222	-	-	-	3
Level 3 Felony	41	25	34	1,311	-	7	243	-	-	-	2
Level 4 Felony	42	27	65	2,034	-	15	390	-	-	-	12
Level 5 Felony	68	107	161	6,472	-	160	1,308	-	-	-	31
Level 6 Felony	140	420	367	30,991	-	1,819	8,154	-	-	-	69
Misdemeanor	44	853	1,300	48,514	-	17,352	30,102	-	-	-	1,608
Post-Conv. Relief	0	43	295	-	-	-	256	-	-	-	25
Miscellaneous	2	1,475	50,098	18	-	2	2,396	-	7,595	-	1,231
Infraction	1	1,436	2,128	19,471	4,388	35,866	29,211	116,677	-	55,196	1,532
Ordinance Viol.	0	444	144	4,168	1,276	4,724	7,913	9,999	-	4,154	1,094
Sub-Total	485	4,860	54,709	114,707	5,664	59,974	80,822	126,676	7,595	59,350	5,982
Juvenile											
CHINS	-	2,350	3,081	2,184	-	-	3,332	-	-	-	379
Delinquency	-	623	1,866	3,337	-	273	1,747	-	-	-	643
Status	-	58	1,687	340	-	-	477	-	-	-	220
Paternity	-	2,656	3,464	462	-	-	1,249	-	-	-	424
Miscellaneous	-	383	8,849	240	-	-	1,278	-	-	-	617
Term. Par. Right	-	825	413	59	-	-	3,044	-	-	-	19
Protection Orders	-	3	-	-	-	-	0	-	-	-	1
Sub-Total	-	6,898	19,360	6,622	-	273	11,127	-	-	-	2,303
Civil											
Plenary	11	266	1,736	-	3,501	-	3,744	-	203	-	226
Mortgage Fore.	-	39	1,133	-	2,331	-	3,264	-	122	-	157
Civil Collections	-	336	9,281	-	50,073	-	17,908	-	713	-	1,001
Civil Tort	48	67	852	-	1,206	-	7,985	-	209	-	116
Small Claims	-	8,418	22,744	-	38,064	-	41,550	-	963	-	1,422
Domestic Rel.	-	165	1,025	-	3	-	309	-	-	-	101
Domestic Re. W/Child	-	1,694	8,735	-	5	-	1,823	-	-	-	134
Domestic Rel. No Child	-	1,865	10,190	-	8	-	1,651	-	-	-	95
Recip. Support	-	129	523	-	8	-	165	-	-	-	34
Mental Health	-	695	9,735	-	2	-	4,256	-	3,447	-	25
Adoption	-	1,640	1,125	-	2	-	263	-	1,216	-	35
Estate- Supv.	-	32	683	-	1	-	89	-	1,335	-	44
Estate-Un-Supv.	-	29	2,867	-	-	-	144	-	5,406	-	25

	Jury Trial	Bench Trial	Bench Disp.	Guilty Plea/ Admin	Default	Defer/ Divert.	Dismiss	Viol. Bureau	Closed	FTA/ FTP	Other
Estate- Misc.	-	16	1,095	-	-	-	48	-	2,106	-	4
Guardianship	-	2,538	2,942	-	-	-	555	-	1,258	-	61
Guardianship Misc.	-	24	100	-	-	-	49	-	68	-	12
Trusts	-	20	105	-	-	-	2	-	249	-	-
Protective Orders	-	4,026	19,991	11	10	-	6,188	-	-	-	906
Expungement	-	338	7,470	-	-	-	120	-	698	-	85
Tax Sale	-	-	86	-	-	-	-	-	4	-	-
Tax Petition	-	112	1,765	-	443	-	234	-	123	-	260
Miscellaneous	1	2,618	7,334	8	682	-	1,606	-	984	-	252
Sub-Total	60	25,067	111,517	19	96,339	-	91,953	-	19,104	-	4,995
Grand Total	545	36,825	185,586	121,348	102,003	60,247	183,902	126,676	26,699	59,350	13,280

Statewide Disposition Totals – Courts of Record

	Jury Trial	Bench Trial	Bench Disp.	Guilty Plea/ Admin	Default	Defer/ Divert.	Dismiss	Viol. Bureau	Closed	FTA/ FTP	Other
Criminal											
Murder	47	4	3	68	-	-	24	-	-	-	3
Felony	1	-	4	16	-	-	32	-	-	-	9
Class A Felony	10	1	8	53	-	-	20	-	-	-	6
Class B Felony	3	3	11	41	-	-	20	-	-	-	6
Class C Felony	5	1	23	85	-	5	62	-	-	-	38
Class D Felony	2	2	30	189	-	21	426	-	-	-	310
Level 1 Felony	43	11	6	231	-	-	43	-	-	-	3
Level 2 Felony	36	8	32	1,045	-	3	222	-	-	-	3
Level 3 Felony	41	25	34	1,311	-	7	243	-	-	-	2
Level 4 Felony	42	27	65	2,034	-	15	390	-	-	-	12
Level 5 Felony	68	107	161	6,472	-	160	1,308	-	-	-	31
Level 6 Felony	140	420	367	30,991	-	1,819	8,154	-	-	-	69
Misdemeanor	44	728	788	41,752	-	14,108	24,285	-	-	-	223
Post-Conv. Relief	-	43	295	-	-	-	256	-	-	-	25
Miscellaneous	2	1,475	50,074	18	-	2	2,396	-	7,569	-	1,219
Infraction	1	1,157	1,350	8,514	2,222	28,906	21,181	91,040	-	43,573	339
Ordinance Viol.	-	278	102	1,621	632	2,409	4,455	3,783	-	1,441	317
Sub-Total	485	4,290	53,353	94,441	2,854	47,455	63,517	94,823	7,569	45,014	2,615
Juvenile											
CHINS	-	2,350	3,081	2,184	-	-	3,332	-	-	-	379
Delinquency	-	623	1,866	3,337	-	273	1,747	-	-	-	643
Status	-	58	1,687	340	-	-	477	-	-	-	220
Paternity	-	2,656	3,464	462	-	-	1,249	-	-	-	424
Miscellaneous	-	383	8,849	240	-	-	1,278	-	-	-	617
Term. Par. Right	-	825	413	59	-	-	3,044	-	-	-	19
Protection Orders	-	3	-	-	-	-	-	-	-	-	1
Sub-Total	-	6,898	19,360	6,622	-	273	11,127	-	-	-	2,303
Civil											
Plenary	11	266	1,728	-	3,437	-	3,494	-	203	-	222
Mortgage Fore.	-	39	1,133	-	2,331	-	3,264	-	122	-	157
Civil Collections	-	305	9,223	-	49,309	-	17,457	-	709	-	1,001
Civil Tort	48	67	852	-	1,206	-	7,985	-	209	-	116
Small Claims	-	8,418	22,744	-	38,064	-	41,550	-	963	-	1,422
Domestic Rel.	-	165	1,025	-	3	-	309	-	-	-	101
Domestic Rel. W/Child	-	1,694	8,735	-	5	-	1,823	-	-	-	134
Domestic Rel. No Child	-	1,865	10,190	-	8	-	1,651	-	-	-	95
Recip. Support	-	129	523	-	8	-	165	-	-	-	34
Mental Health	-	695	9,735	-	2	-	4,256	-	3,447	-	25
Adoption	-	1,640	1,125	-	2	-	263	-	1,216	-	35
Estate- Supv.	-	32	683	-	1	-	89	-	1,335	-	44
Estate-Un-Supv.	-	29	2,867	-	0	-	144	-	5,406	-	25
Estate- Misc.	-	16	1,095	-	0	-	48	-	2,106	-	4

	Jury Trial	Bench Trial	Bench Disp.	Guilty Plea/ Admin	Default	Defer/ Divert.	Dismiss	Viol. Bureau	Closed	FTA/ FTP	Other
Guardianship	-	2,538	2,942	-	0	-	555	-	1,258	-	61
Guardianship Misc.	-	24	100	-	0	-	49	-	68	-	12
Trusts	-	20	105	-	0	-	2	-	249	-	-
Protective Orders	-	4,026	19,991	11	10	-	6,188	-	-	-	906
Expungement	-	338	7,470	-	0	-	120	-	698	-	85
Tax Sale	-	-	86	-	0	-	0	-	4	-	-
Tax Petition	-	112	1,765	-	443	-	234	-	123	-	260
Miscellaneous	1	2,618	7,333	8	682	-	1,606	-	983	-	252
Sub-Total	60	25,036	111,450	19	95,511	-	91,252	-	19,099	-	4,991
Grand Total	545	36,224	184,163	101,082	98,365	47,728	165,896	94,823	26,668	45,014	9,909

Totals from Circuit, Superior, Probate, and Marion County Small Claims Courts

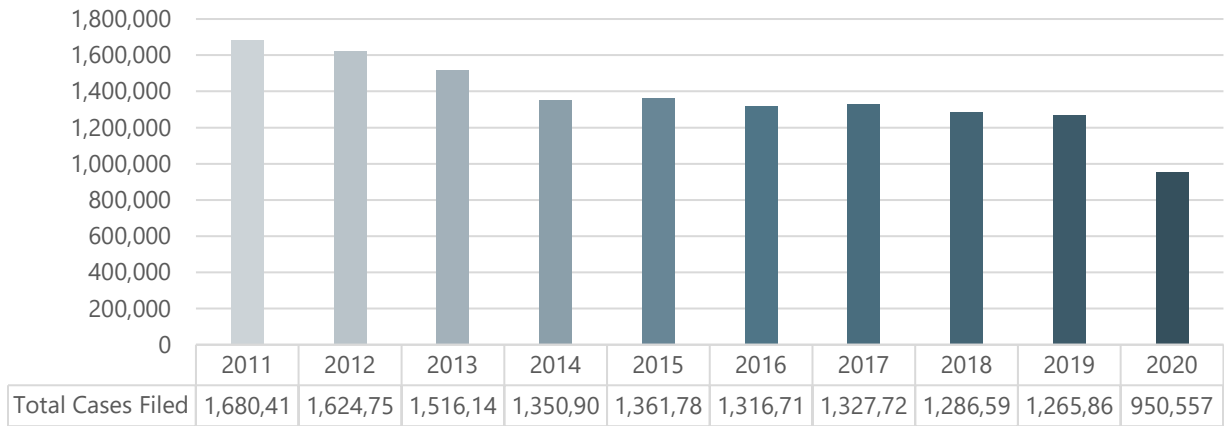
Statewide Disposition Totals – City and Town Courts

	Jury Trial	Bench Trial	Bench Disp.	Guilty Plea/ Admin.	Default	Defer/ Divert.	Dismiss	Viol. Bureau	Closed	FTA/ FTP	Other
Criminal											
Murder	-	-	-	-	-	-	-	-	-	-	-
Felony	-	-	-	-	-	-	-	-	-	-	-
Class A Felony	-	-	-	-	-	-	-	-	-	-	-
Class B Felony	-	-	-	-	-	-	-	-	-	-	-
Class C Felony	-	-	-	-	-	-	-	-	-	-	-
Class D Felony	-	-	-	-	-	-	-	-	-	-	-
Level 1 Felony	-	-	-	-	-	-	-	-	-	-	-
Level 2 Felony	-	-	-	-	-	-	-	-	-	-	-
Level 3 Felony	-	-	-	-	-	-	-	-	-	-	-
Level 4 Felony	-	-	-	-	-	-	-	-	-	-	-
Level 5 Felony	-	-	-	-	-	-	-	-	-	-	-
Level 6 Felony	-	-	-	-	-	-	-	-	-	-	-
Misdemeanor	-	125	512	6,762	-	3,244	5,817	-	26	-	1,385
Post-Conv. Relief	-	-	-	-	-	-	-	-	-	-	-
Miscellaneous	-	-	24	-	-	-	-	-	-	-	12
Infraction	-	279	778	10,957	2,166	6,960	8,030	25,637	-	11,623	1,193
Ordinance Viol.	-	166	42	2,547	644	2,315	3,458	6,216	-	2,713	777
Sub-Total	-	570	1,356	20,266	2,810	12,519	17,305	31,853	26	14,336	3,367
Juvenile											
CHINS	-	-	-	-	-	-	-	-	-	-	-
Delinquency	-	-	-	-	-	-	-	-	-	-	-
Status	-	-	-	-	-	-	-	-	-	-	-
Paternity	-	-	-	-	-	-	-	-	-	-	-
Miscellaneous	-	-	-	-	-	-	-	-	-	-	-
Term. Par. Right	-	-	-	-	-	-	-	-	-	-	-
Protection Orders	-	-	-	-	-	-	-	-	-	-	-
Sub-Total	-	-	-	-	-	-	-	-	-	-	-
Civil											
Plenary	-	-	8	-	64	-	250	-	-	-	4
Mortgage Fore.	-	-	-	-	-	-	-	-	-	-	-
Civil Collections	-	31	58	-	764	-	451	-	4	-	-
Civil Tort	-	-	-	-	-	-	-	-	-	-	-
Small Claims	-	-	-	-	-	-	-	-	-	-	-
Domestic Rel.	-	-	-	-	-	-	-	-	-	-	-
Domestic Rel.W/Child	-	-	-	-	-	-	-	-	-	-	-
Domestic Rel. No Child	-	-	-	-	-	-	-	-	-	-	-
Recip. Support	-	-	-	-	-	-	-	-	-	-	-
Mental Health	-	-	-	-	-	-	-	-	-	-	-
Adoption	-	-	-	-	-	-	-	-	-	-	-

	Jury Trial	Bench Trial	Bench Disp.	Guilty Plea/ Admin.	Default	Defer/ Divert.	Dismiss	Viol. Bureau	Closed	FTA/ FTP	Other
Estate- Supv.	-	-	-	-	-	-	-	-	-	-	-
Estate-Un-Supv.	-	-	-	-	-	-	-	-	-	-	-
Estate- Misc.	-	-	-	-	-	-	-	-	-	-	-
Guardianship	-	-	-	-	-	-	-	-	-	-	-
Guardianship Misc.	-	-	-	-	-	-	-	-	-	-	-
Trusts	-	-	-	-	-	-	-	-	-	-	-
Protective Orders	-	-	-	-	-	-	-	-	-	-	-
Expungement	-	-	-	-	-	-	-	-	-	-	-
Tax Sale	-	-	-	-	-	-	-	-	-	-	-
Tax Petition	-	-	-	-	-	-	-	-	-	-	-
Miscellaneous	-	-	1	-	-	-	-	-	1	-	-
Sub-Total	-	31	67	-	828	-	701	-	5	-	4
Grand Total	0	601	1,423	20,266	3,638	12,519	18,006	31,853	31	14,336	3,371

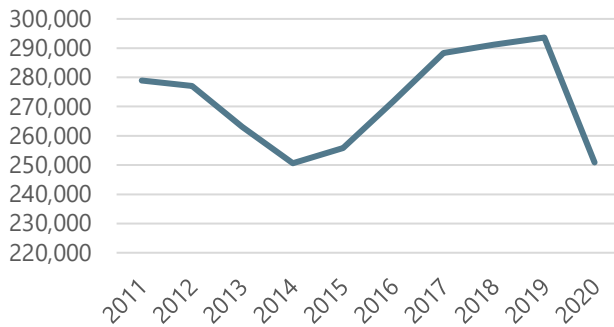
Statistical Trends

Total Cases Filed

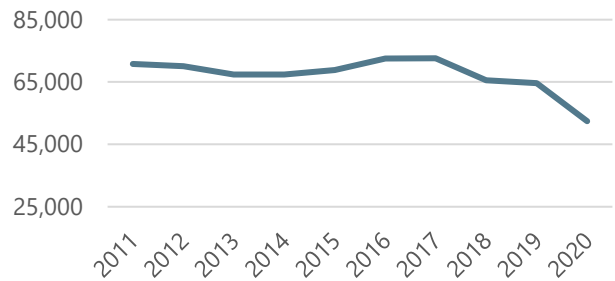


Total Cases Filed	
2011 to 2015 18.9% Decrease in Filings	2016 to 2020 27.8% Decrease in Filings
2011 to 2020 43.4% Decrease in Filings	

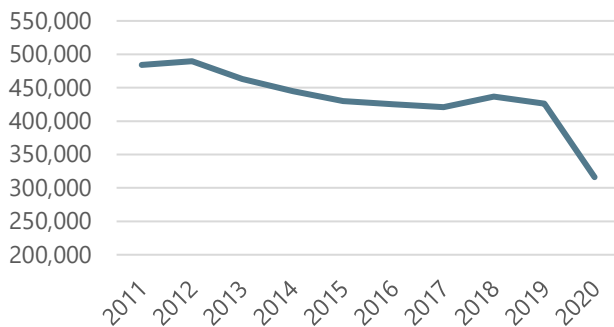
Criminal Filings



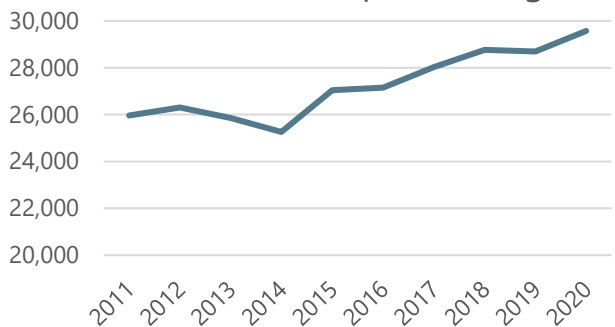
Juvenile Filings



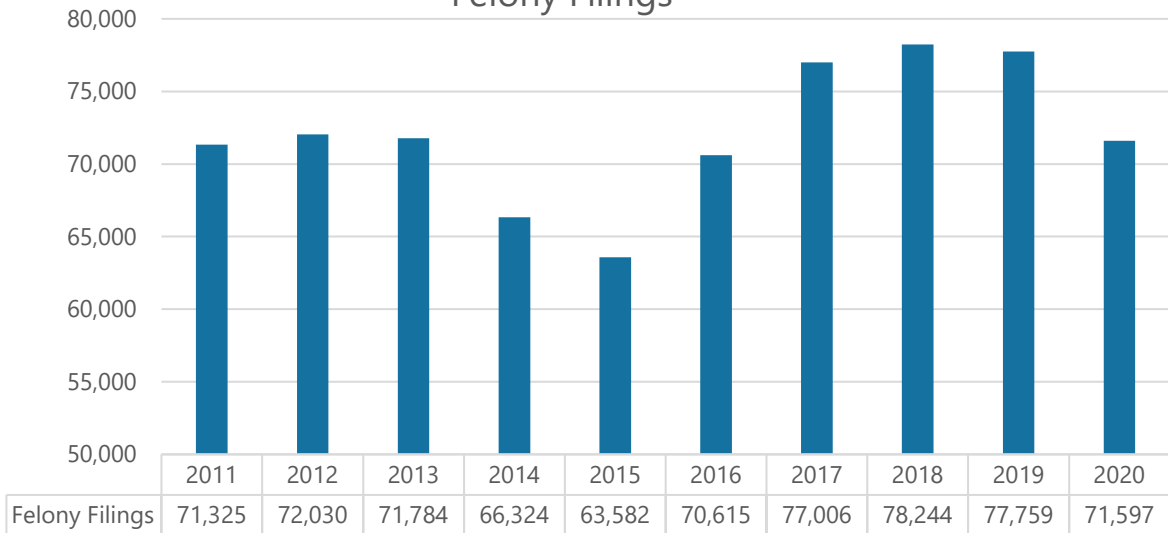
Civil Filings



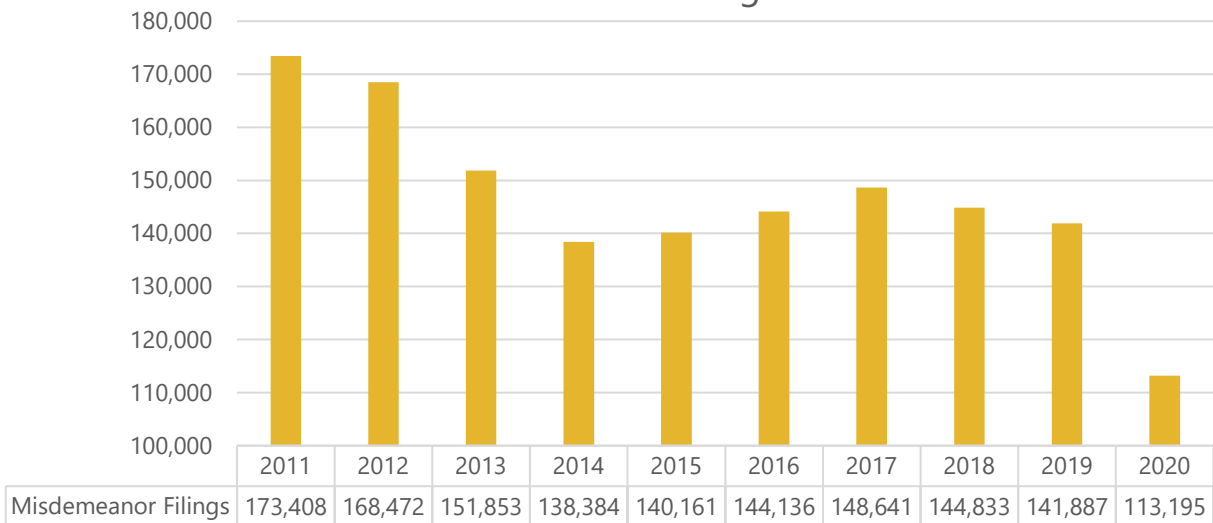
Probate/Adoption Filings



Felony Filings

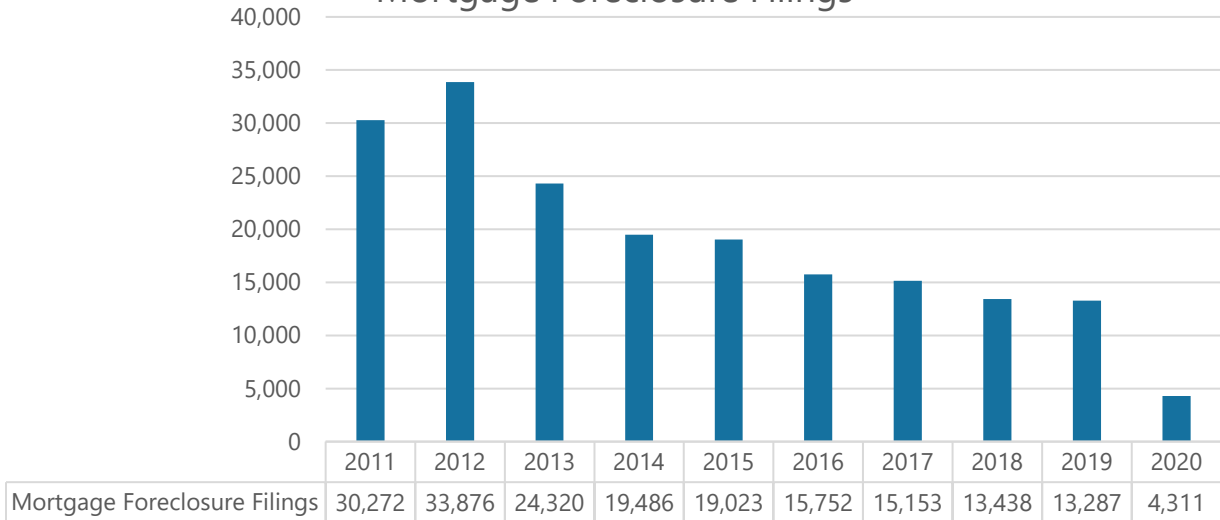


Misdemeanor Filings



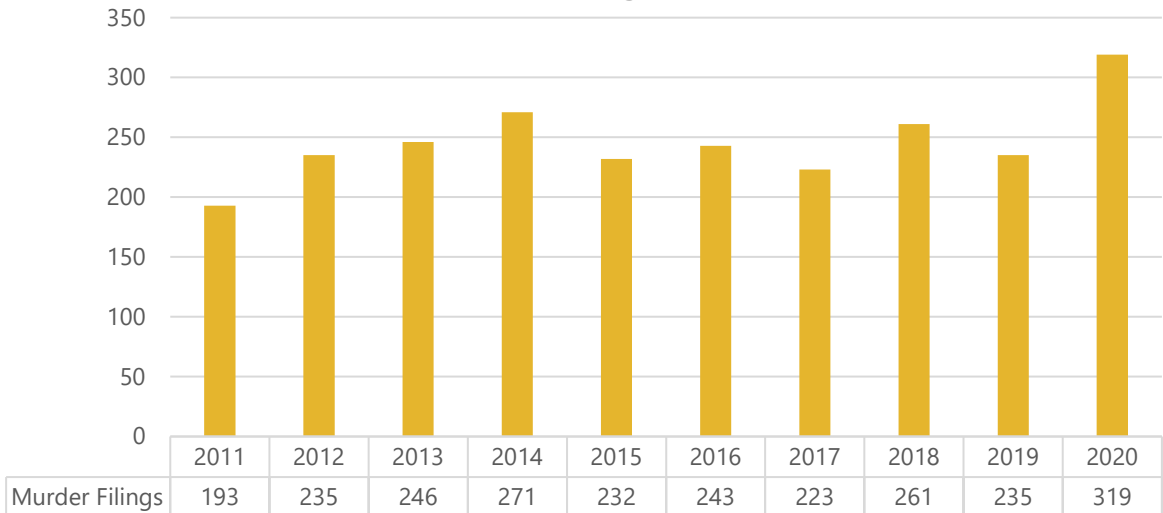
	2011	2012	2013	2014	2015	2016	2017	2018	2019	2020
Felony	71,325	72,030	71,784	66,324	63,582	70,615	77,006	78,244	77,759	71,597
Misdemeanor	173,408	168,472	151,853	138,384	140,161	144,136	148,641	144,833	141,887	113,195
Total	244,778	240,502	223,637	204,708	203,743	214,751	225,647	223,077	219,646	184,792
	2011 to 2015					2016 to 2020				
Felony	10.9% Decrease in Filings					1.4% Increase in Filings				
Misdemeanor	19.2% Decrease in Filings					21.5% Decrease in Filings				
Total	16.8% Decrease in Filings					14.0% Decrease in Filings				
	2011 to 2020									
Felony	0.4% Increase in Filings									
Misdemeanor	34.7% Decrease in Filings									
Total	24.5% Decrease in Filings									

Mortgage Foreclosure Filings



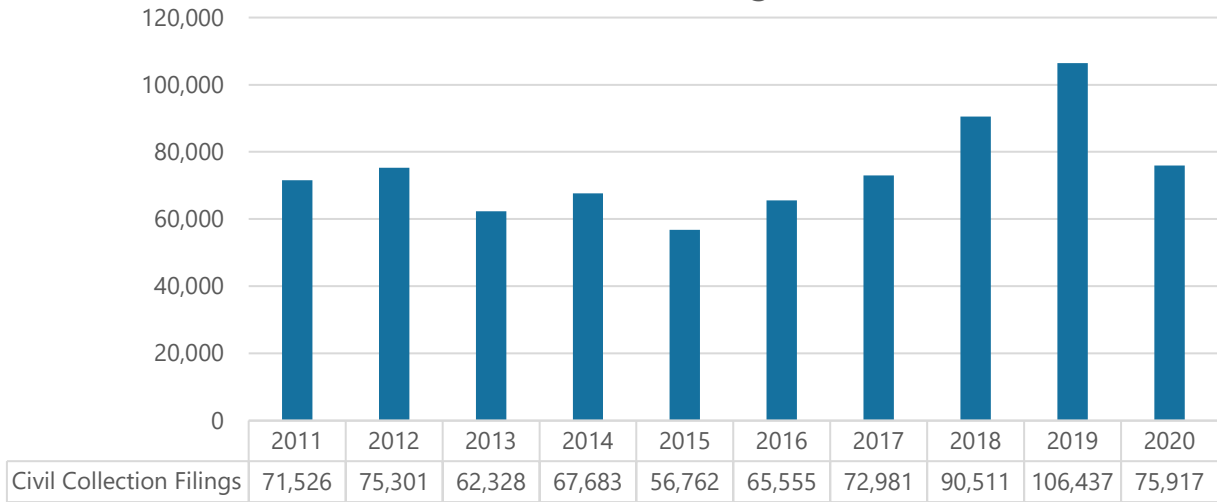
Mortgage Foreclosure Filings	
2011 to 2015 37.2% Decrease in Filings	2016 to 2020 72.6% Decrease in Filings
2011 to 2020 85.8% Decrease in Filings	

Murder Filings

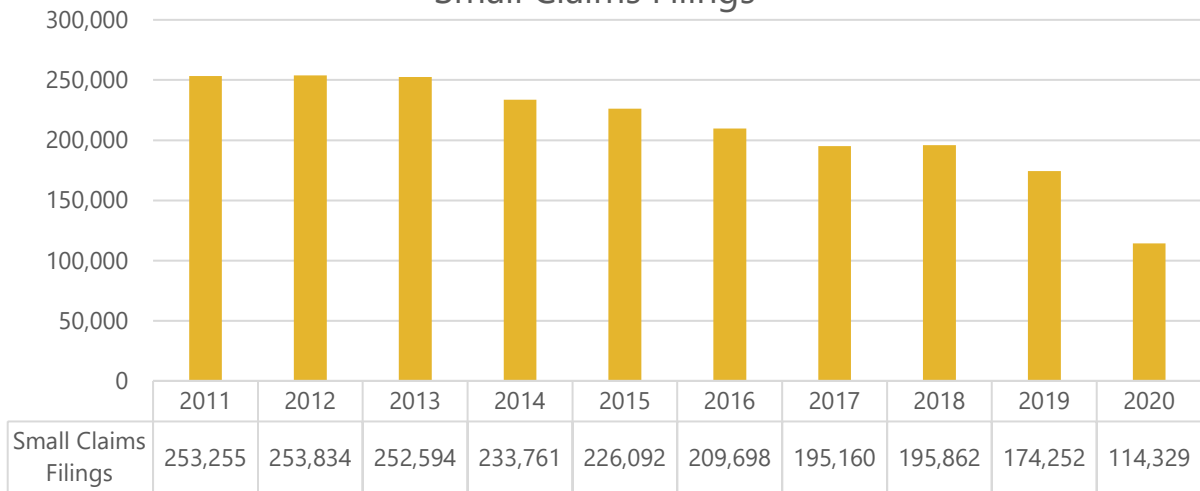


Murder Filings	
2011 to 2015 20.2% Decrease in Filings	2016 to 2020 31.3% Decrease in Filings
2011 to 2020 65.3% Decrease in Filings	

Civil Collection Filings

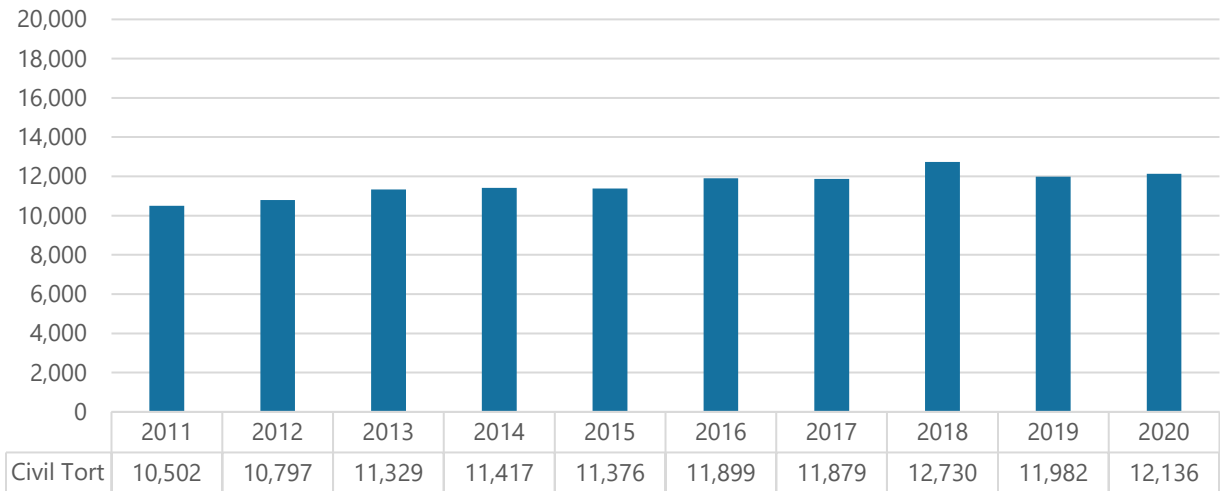


Small Claims Filings

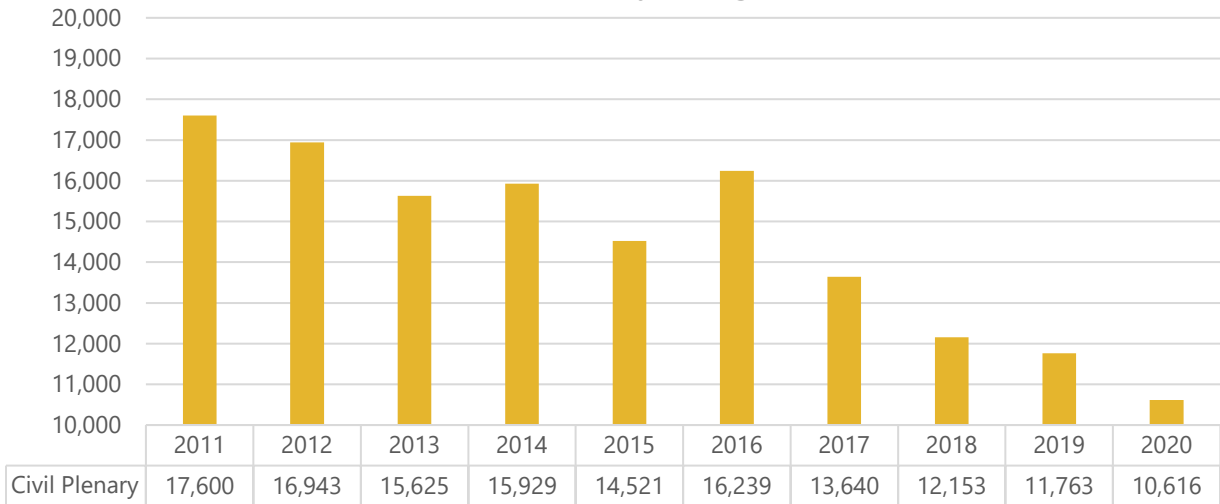


	2011 to 2015	2016 to 2020
Civil Collection	20.6% Decrease in Filings	15.8% Increase in Filings
Small Claims	10.7% Decrease in Filings	45.5% Decrease in Filings
2011 to 2020		
Civil Collection	6.1% Increase in Filings	
Small Claims	59.9% Decrease in Filings	

Civil Tort Filings

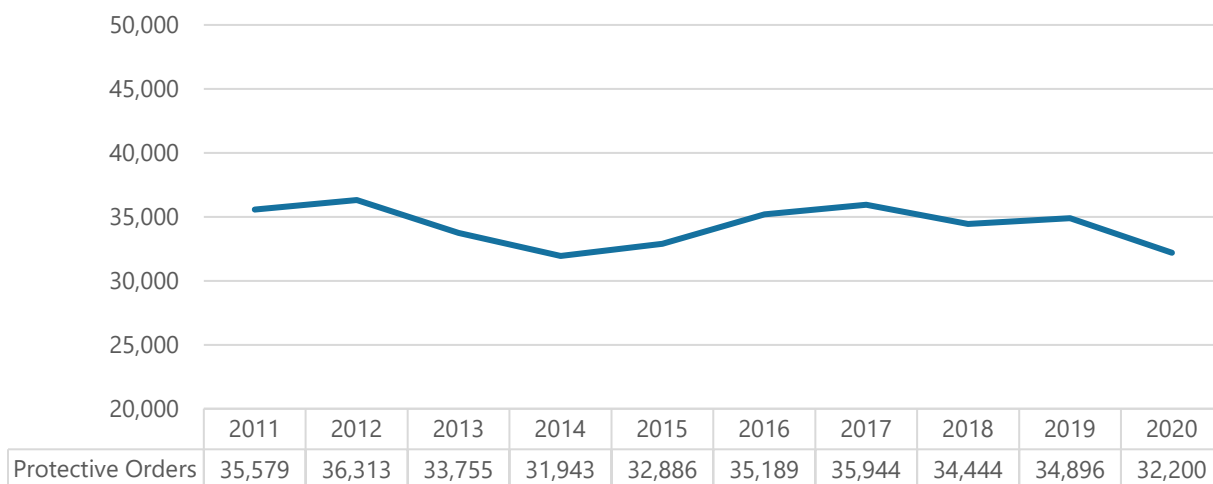


Civil Plenary Filings

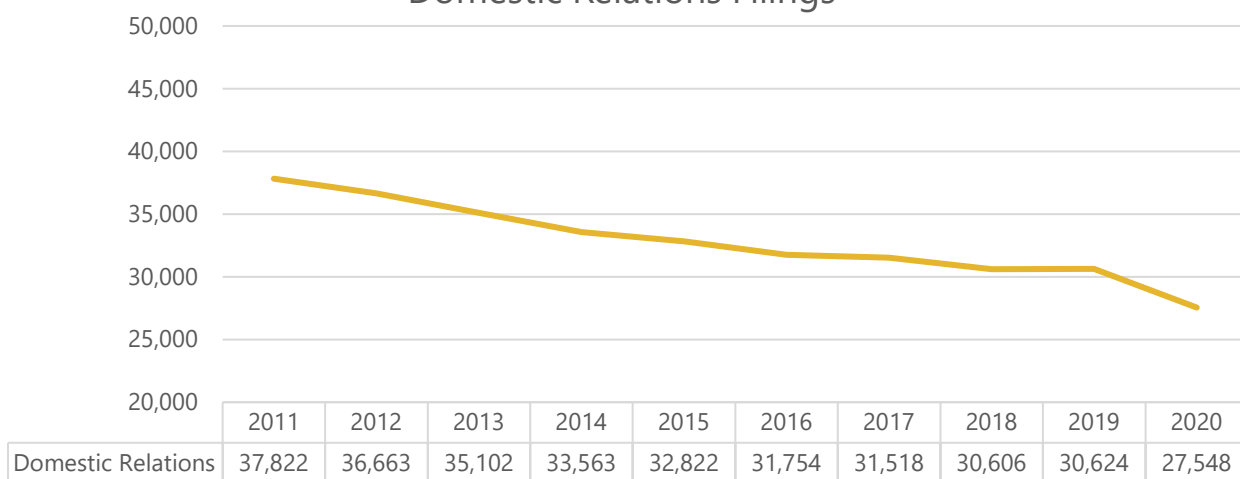


	2011 to 2020	2016 to 2020
Civil Tort	8.3% Increase in Filings	2.0% Increase in Filings
Civil Plenary	17.5% Decrease in Filings	34.60 Decrease in Filings
2011 to 2020		
Civil Tort	15.6% Increase in Filings	
Civil Plenary	39.7% Decrease in Filings	

Protective Orders Filings

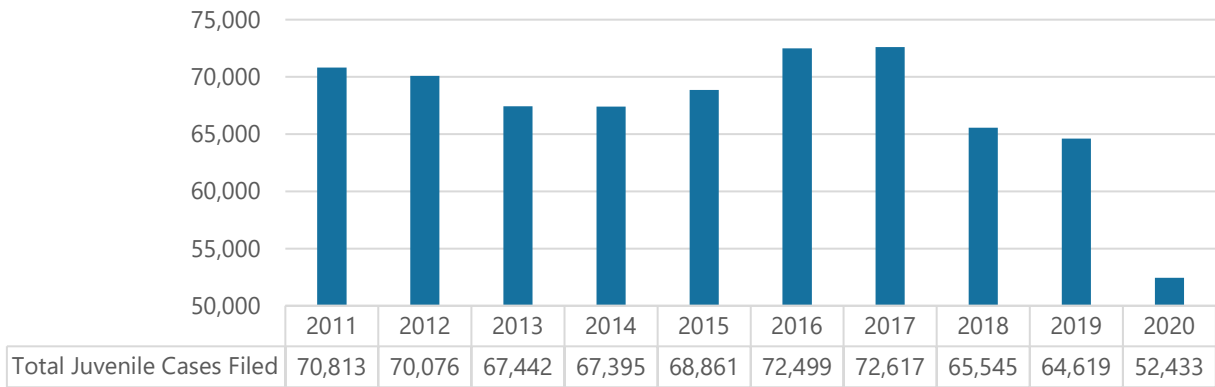


Domestic Relations Filings

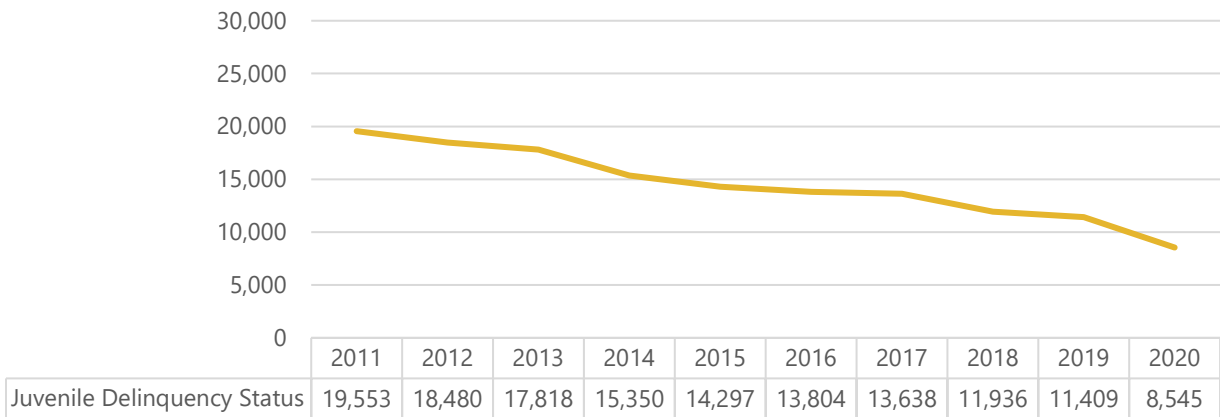


	2011 to 2015	2016 to 2020
Domestic Relations	13.2% Decrease in Filings	13.2% Decrease in Filings
Protective Orders	7.6% Decrease in Filings	8.5% Decrease in Filings
	2011 to 2020	
Domestic Relations	27.2% Decrease in Filings	
Protective Orders	9.5% Decrease in Filings	

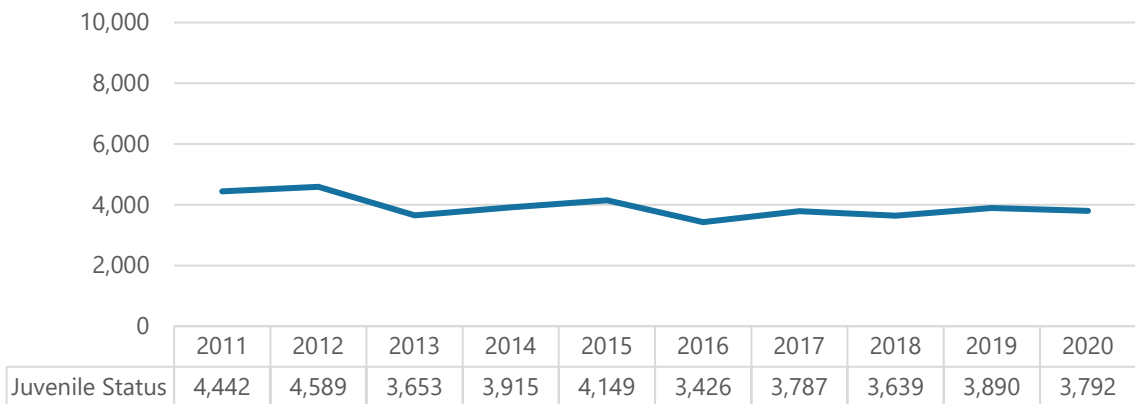
Total Juvenile Cases Filed



Juvenile Delinquency Filings

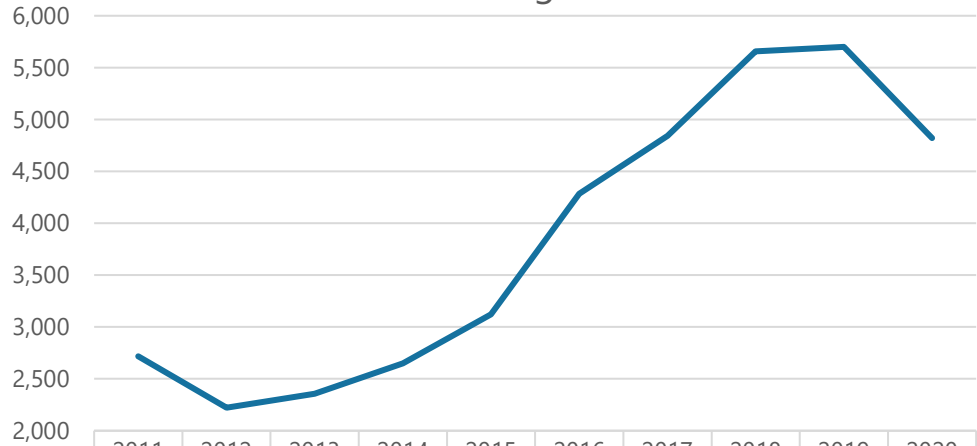


Juvenile Status Filings



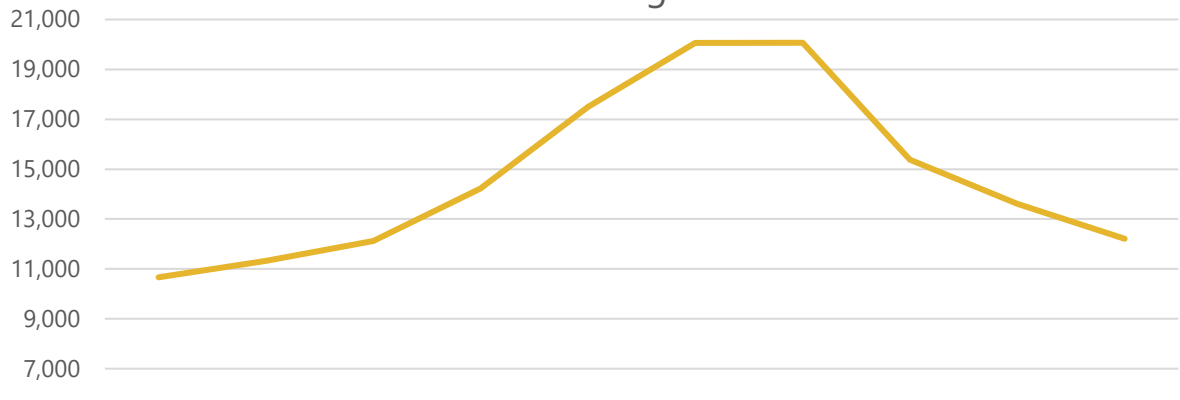
	2011 to 2015	2016 to 2020
Delinquency	26.9% Decrease in Filings	38.1% Decrease in Filings
Status	6.6% Decrease in Filings	10.7% Decrease in Filings
2011 to 2020		
Delinquency	56.3% Decrease in Filings	
Status	14.6% Decrease in Filings	

Termination of Parental Rights



	2011	2012	2013	2014	2015	2016	2017	2018	2019	2020
Termination of Parental Rights	2,718	2,222	2,355	2,648	3,121	4,284	4,844	5,657	5,700	4,820

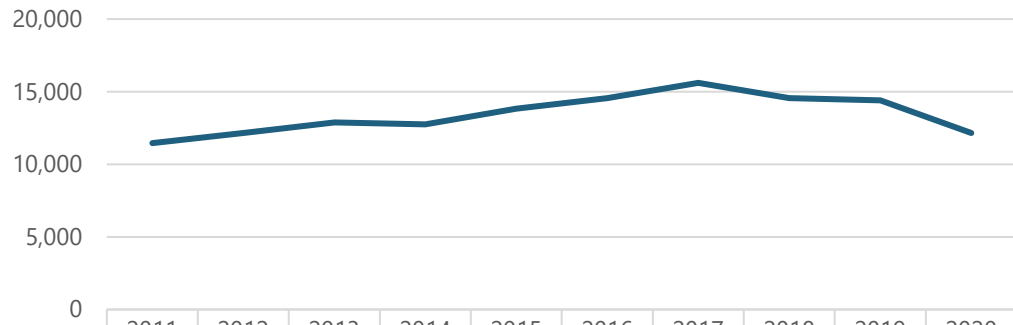
CHINS Filings



	2011	2012	2013	2014	2015	2016	2017	2018	2019	2020
CHINS	10,665	11,325	12,114	14,227	17,491	20,063	20,068	15,375	13,610	12,208

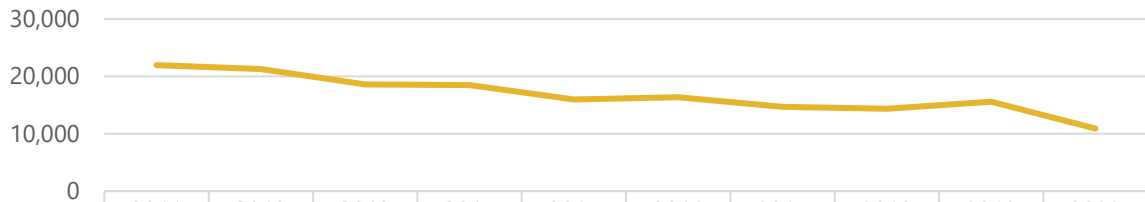
	2011 to 2015	2016 to 2020
CHINS	64.0% Increase in Filings	39.2% Decrease in Filings
Term Parental Rights	14.8% Increase in Filings	12.5% Increase in Filings
2011 to 2020		
CHINS	14.5% Increase in Filings	
Term Parental Rights	77.3% Increase in Filings	

Juvenile Miscellaneous Filings



	2011	2012	2013	2014	2015	2016	2017	2018	2019	2020
Juvenile Miscellaneous	11,457	12,147	12,876	12,743	13,821	14,547	15,607	14,551	14,396	12,145

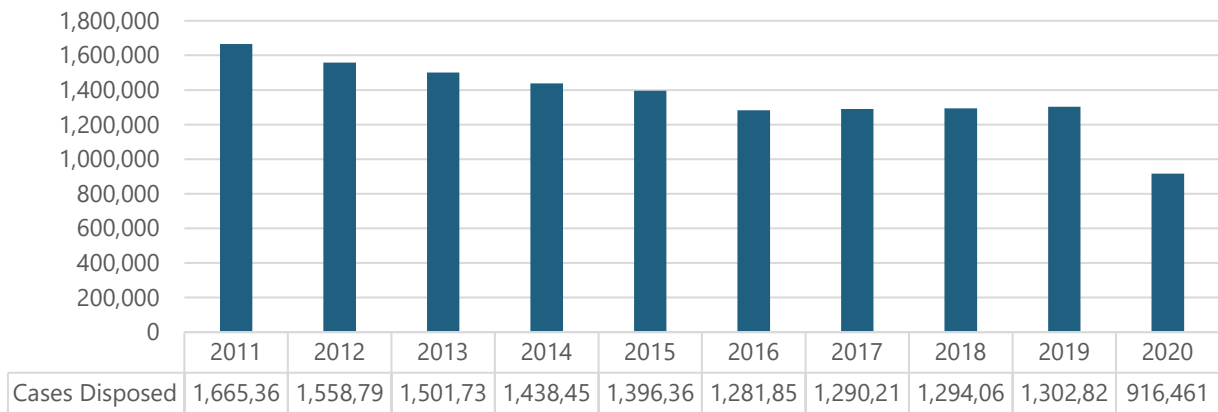
Juvenile Paternity Filings



	2011	2012	2013	2014	2015	2016	2017	2018	2019	2020
Juvenile Paternity	21,978	21,313	18,626	18,512	15,982	16,375	14,673	14,343	15,582	10,910

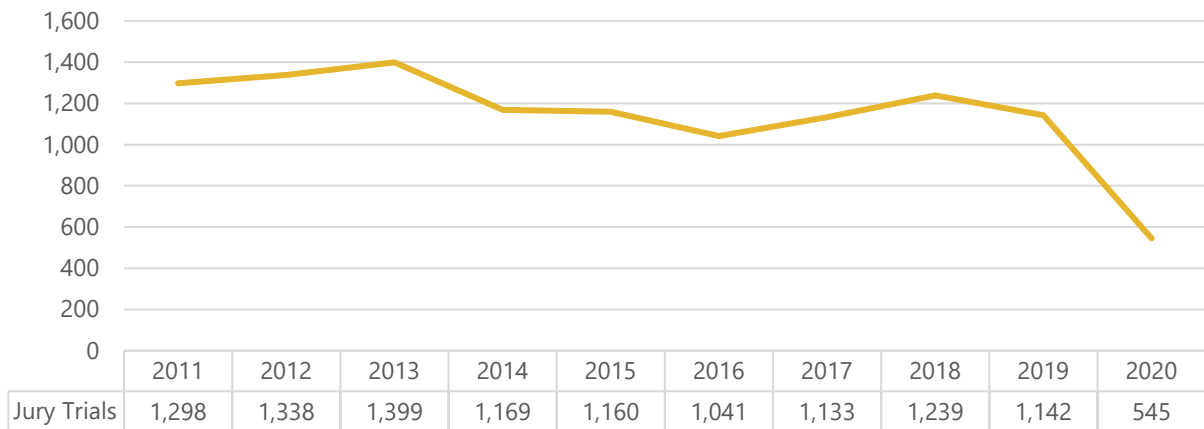
	2011 to 2015	2016 to 2020
Miscellaneous	20.6% Increase in Filings	16.5% Decrease in Filings
Paternity	27.3% Decrease in Filings	33.4% Decrease in Filings
	2011 to 2020	
Miscellaneous	6.0% Increase in Filings	
Paternity	50.4% Decrease in Filings	

Total Cases Disposed



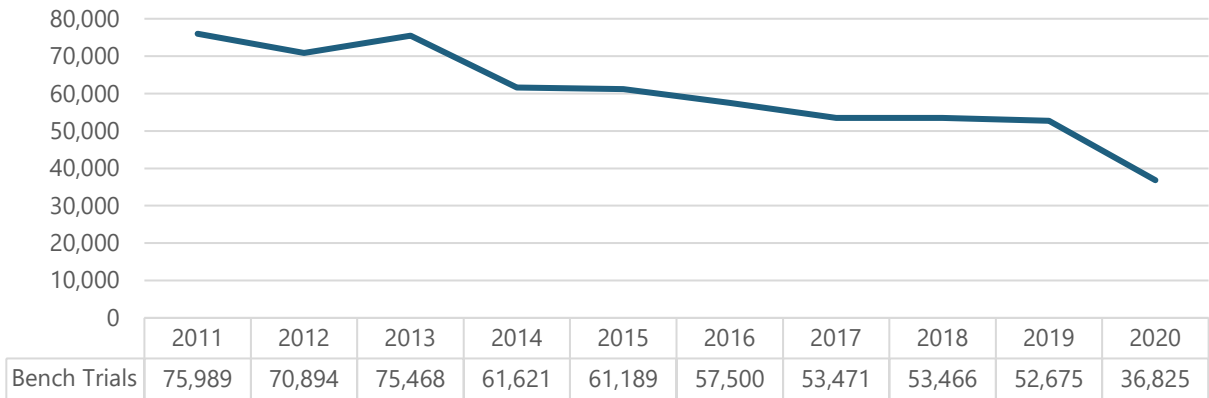
2011 to 2015 16.2% Decrease in Dispositions	2016 to 2020 28.5% Decrease in Dispositions
2011 to 2020 45% Decrease in Dispositions	

Jury Trials

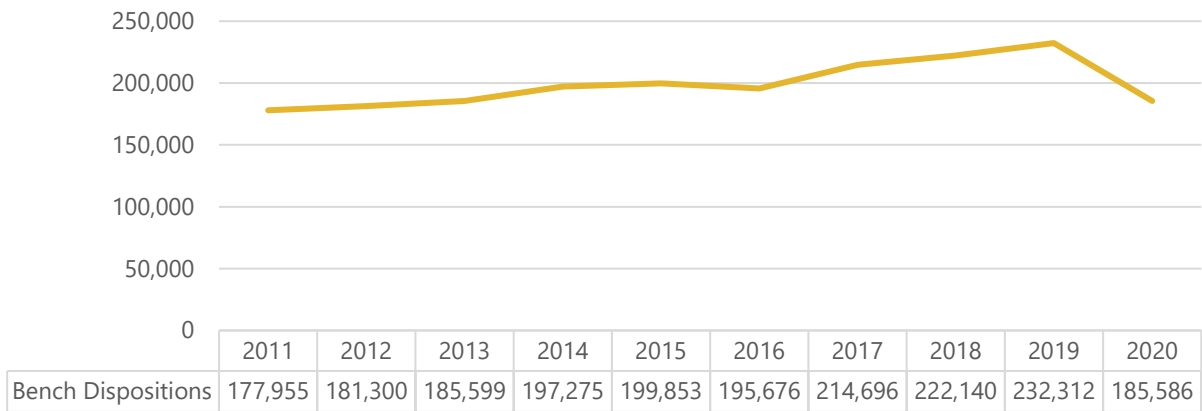


2011 to 2015 10.6% Decrease in Jury Trials	2016 to 2020 47.6% Decrease in Jury Trials
2011 to 2020 58% Decrease in Jury Trials	

Bench Trials

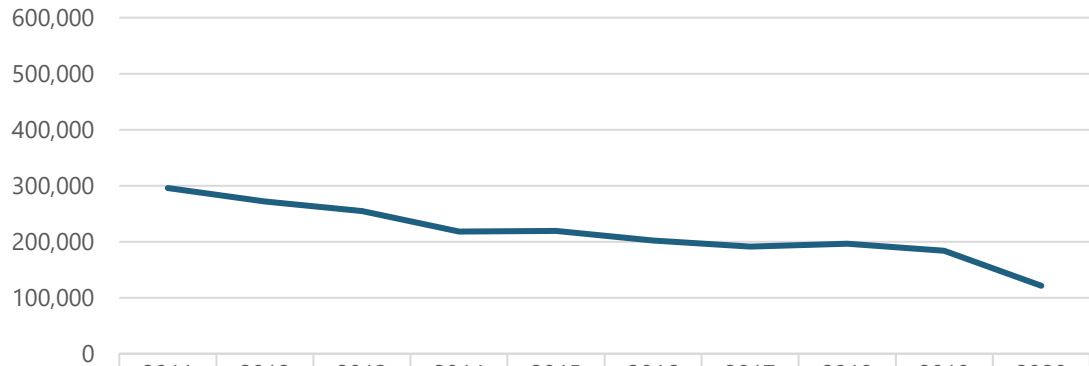


Bench Dispositions



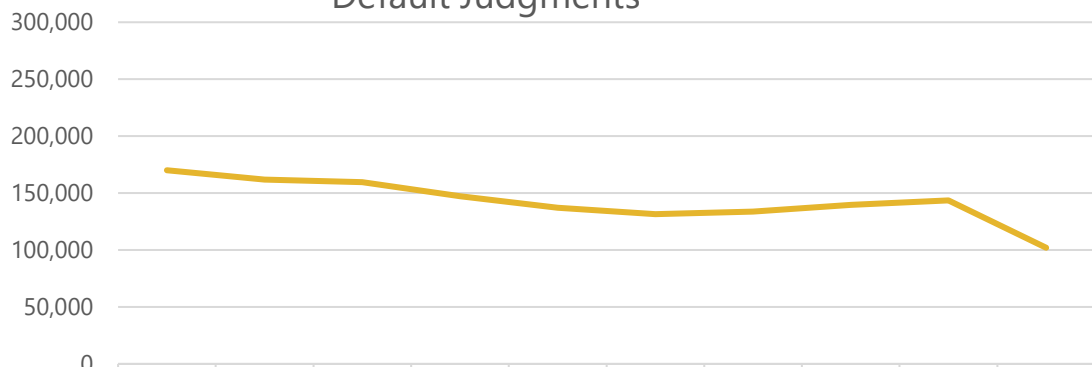
	2011 to 2015	2016 to 2020
Bench Trials	19.5% Decrease in Bench Trials	36% Decrease in Bench Trials
Bench Dispositions	12.3% Increase in Bench Dispositions	5.2% Decrease in Bench Dispositions
2011 to 2020		
Bench Trials	51.5% Decrease in Bench Trials	
Bench Dispositions	4.3% Increase in Bench Dispositions	

Guilty Plea/Admissions



	2011	2012	2013	2014	2015	2016	2017	2018	2019	2020
Guilty Plea/Admission	295,787	271,768	254,730	218,356	219,132	202,197	191,105	196,429	183,680	121,348

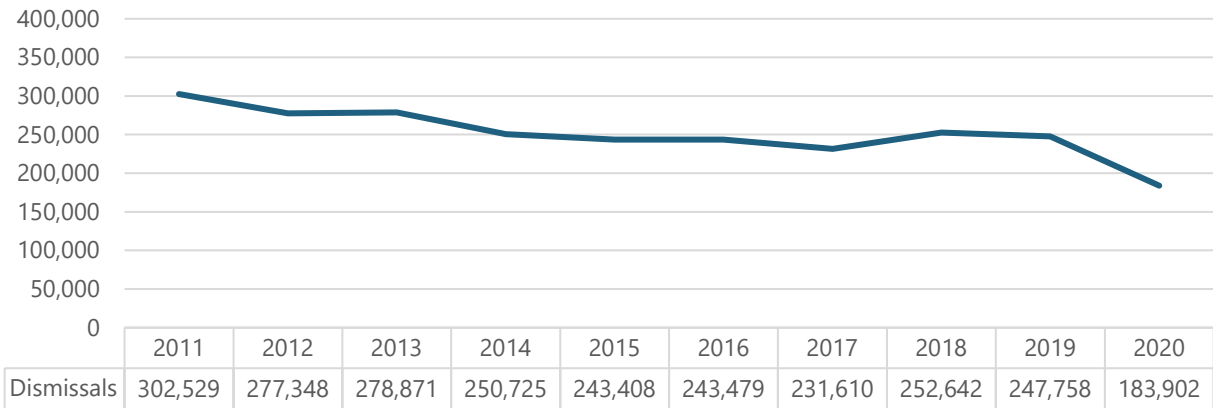
Default Judgments



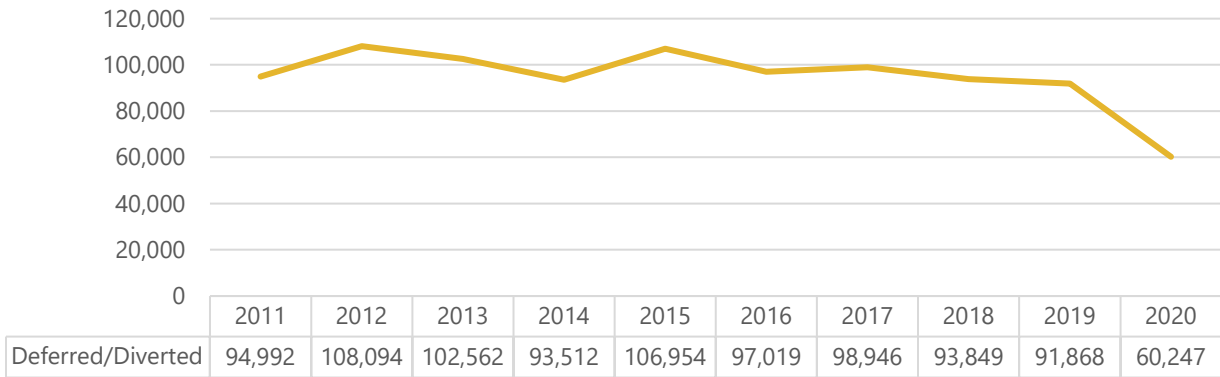
	2011	2012	2013	2014	2015	2016	2017	2018	2019	2020
Default	170,032	161,699	159,507	147,287	137,233	131,368	133,869	139,744	143,673	102,003

	2011 to 2015	2016 to 2020
Guilty Plea/Admissions	25.9% Decrease in Guilty Plea/Admissions	39.9% Decrease in Guilty Plea/Admissions
Default Judgments	23.9% Decrease in Default Judgments	22.4% Decrease in Default Judgments
	2011 to 2020	
Guilty Plea/Admissions	58.9% Decrease in Guilty Plea/Admissions	
Default Judgments	40% Decrease in Default Judgments	

Dismissals

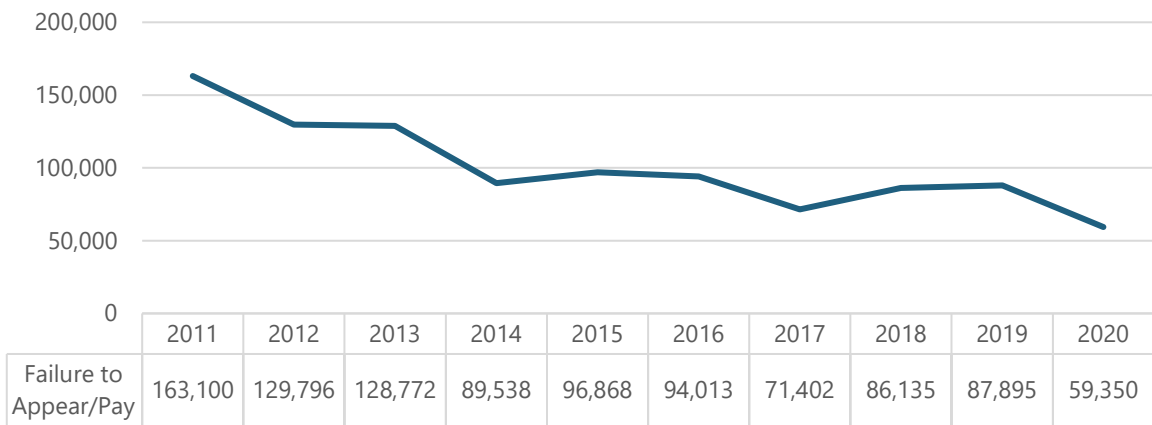


Deferred/Diverted

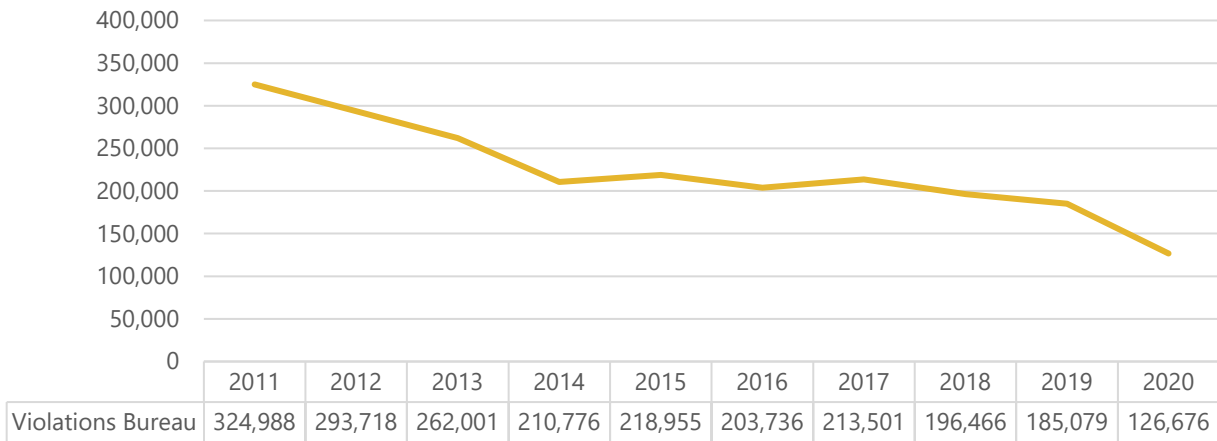


	2011 to 2015	2016 to 2020
Dismissals	19.5% Decrease in Dismissals	24.5% Decrease in Dismissals
Deferred/Diverted	12.6% Increase in Deferred/Diverted	37.9% Decrease in Deferred/Diverted
	2011 to 2020	
Dismissals	39.2% Decrease in Dismissals	
Deferred/Diverted	36.6% Decrease in Deferred/Diverted	

Failure to Appear/Pay



Violations Bureau



	2011 to 2015	2016 to 2020
Violations Bureau	32.6% Decrease in Violations Bureau	37.8% Decrease in Violations Bureau
Failure to Appear/Pay	46.6% Decrease in Failure to Appear/Pay	36.9% Decrease in Failure to Appear/Pay
2011 to 2020		
Violations Bureau	61% Decrease in Violations Bureau	
Failure to Appear/Pay	63.6% Decrease in Failure to Appear/Pay	

ADDITIONAL JUDICIAL BRANCH REPORTS

[Indiana Supreme Court Annual Reports](#)

[Indiana Court of Appeals Reports](#)

[Indiana Tax Court Reports](#)



INDIANA SUPREME COURT



Office of Judicial Administration
251 North Illinois Street, Suite 1600
Indianapolis, Indiana 46204
317-232-2542

courts.in.gov