

Indiana Probation Report
HONORED TO SERVE

2019

Summary & Statistics



2019

INDIANA PROBATION REPORT

SUMMARY & STATISTICS



The Supreme Court of Indiana

The Honorable Loretta H. Rush, Chief Justice
The Honorable Steven H. David
The Honorable Mark S. Massa
The Honorable Geoffrey G. Slaughter
The Honorable Christopher M. Goff

Justin P. Forkner, Chief Administrative Officer
Office of Judicial Administration
251 North Illinois St., Ste. 1600
Indianapolis, IN 46204
Phone: (317) 232-2542

courts.in.gov

ON THE COVER

History of the Sullivan County Courthouse

Sullivan County was named for Daniel Sullivan, American Revolutionary War hero and later the leader of the Vincennes area militia. The town of Carlisle was the county seat from 1816-1819. A log building in the town of Merom served as the courthouse from 1819 to 1842. The City of Sullivan became the county seat in 1843. The Sullivan County courthouse has been located in the center of the downtown city square in Sullivan since 1843. The construction of the current courthouse began in 1926 and was completed in 1928.

The courthouse was built in the *Beau Arts* architectural style by architect John Bayard and builder Walter Heath. John Bayard was also the architect of the Vermillion County Courthouse, and the Sullivan County Courthouse and the Vermillion County Courthouse are nearly identical in style. It was the conscious choice of the Sullivan County Commissioners to construct the courthouse in Sullivan based on the design of the Vermillion County Courthouse, which had been completed in 1924. The Sullivan County Courthouse is nearly square, constructed with a steel frame and concrete. The facing is made of Indiana limestone. The four sides of the exterior of the building are virtually alike with each having a Corinthian order composite pillar cornice. The center of each of the four sides has a rounded arch parapet with a clock.

The building has three floors and a basement, and within the interior there is a stained-glass dome. A rotunda spans the building's three floors and the interior walls of the courthouse are made of marble. In the rotunda, there are two plaques that commemorate the life and career of Antoinette Dakin Leach, a women's rights pioneer, and prominent leader in the women's suffrage movement in Indiana. Dakin Leach was the first woman to be admitted to the bar in 1893 and she practiced law in Sullivan County.

The Sullivan County Courthouse was listed on the National Register of Historic Places in 2008 and houses the Sullivan County Circuit and Superior Courts.

Front Cover: Photo of Sullivan County Courthouse built between the years 1926-1928.

Back Cover: Photo of Sullivan County Courthouse stain glass dome.

Photo Credit: Josh Hicks, Office of Communication, Education & Outreach

TABLE OF CONTENTS

INTRODUCTION.....	1
The Organization and Structure of Probation Services in Indiana.....	1
Home Detention	2
Funding of Probation Services.....	2
Summary of 2019 Caseload Data.....	2
Summary of 2019 Fiscal Data.....	3
Probation Report Definitions.....	3
Probation Abbreviations.....	5
ADULT PROBATION.....	6
Adult Probation Supervisions	6
Supervisions Pending January 1.....	6
Adult Supervisions Received	6
Adult Supervisions Disposed.....	7
Supervisions Pending December 31	7
Adult Supervision Method of Disposition	8
Felony Probation Dispositions – Method of Disposition	8
Misdemeanor Probation Dispositions – Method of Disposition.....	8
Felony Probation Dispositions	9
Probation Completed and Probation Revocations as a Percentage of Total Dispositions	9
Misdemeanor Probation Dispositions	9
Probation Completed and Probation Revocations as a Percentage of Total Dispositions	9
Felony Probation Dispositions	10
Supervisions Disposed by Absconding*	10
Supervisions Disposed by Other-Home Detention	10
Supervisions Disposed by Interstate/Intrastate Transfer.....	10
Misdemeanor Probation Dispositions	11
Supervisions Disposed by Absconding*	11
Supervisions Disposed by Other-Home Detention	11
Supervisions Disposed by Interstate/Intrastate Transfer.....	11

Adult Supervision Levels	12
2019 Felony Probation Supervision Levels.....	12
2019 Misdemeanor Probation Supervision Levels	12
Adult Supervisions as the Result of Substance Abuse Convictions	13
Felony Supervisions as the Result of Substance Abuse Convictions.....	13
Misdemeanor Supervisions as the Result of Substance Abuse Convictions.....	13
Presentence Investigations.....	14
JUVENILE PROBATION	15
Juvenile Probation Referrals	15
2019 Juvenile Probation Referrals.....	15
Non-Status and Status Referrals Received	15
Disposition of 2019 Juvenile Referrals	16
Summary of Juvenile Referral Dispositions	16
Juvenile Probation Supervisions.....	17
2019 Juvenile Probation Supervisions.....	17
Total Supervisions Received/Disposed.....	17
Juvenile Probation Supervisions Received.....	18
Interstate/Intrastate Supervisions Received.....	18
Juvenile Probation Supervisions - Method of Disposition.....	19
2019 Method of Disposition.....	19
Completed Probation.....	19
Committed to DOC	20
Interstate/Intrastate Transfer	20
Juvenile Supervision Levels	21
2019 Supervision Levels	21
Juvenile Supervisions as the Result of Substance Abuse Offenses	22
Juvenile Supervisions as the Result of Sex Offenses	22
Completed Predisposition (PDR) and Progress Reports for Juvenile Supervisions.....	23
Juvenile Law Services Report	24
Juvenile Delinquency (JD)	25
Juvenile Status (JS)	26
Juvenile Miscellaneous (JM)	27

2019 Juvenile Law Services Financial Report.....	28
Financial Information	28
PROBATION PERSONNEL AND EXPENSES	29
2019 Probation Personnel	29
10-Year Comparison of Probation Personnel.....	29
2019 Probation Personnel Expenses.....	29
Total All Probation Personnel Expenses	30
Average Chief Probation Officer Salary	30
Average Probation Officer Salary.....	31
PROBATION RESTITUTION	32
Probation Restitution by Year	32

INTRODUCTION

Administrative Rule 1(C) of the Indiana Rules of Court requires all probation departments to report to the Indiana Office of Court Services (IOCS) the information required by Indiana Code (IC) 11-13-1-4. IOCS compiles information from these individual reports and publishes the annual Indiana Probation Report. For 2019, the report incorporates the summary and the individual court and county statistics in one volume. The report represents workload data and an overview of funds expended on probation services in Indiana. Also included within the Probation Report is the Juvenile Law Services Report, which provides demographic and financial information related to juvenile law services provided to delinquent children as required by IC 31-31-10-2.

The report provides, in graphic format, a statewide view of the workload of Indiana's probation departments, information about probation personnel expenses, and restitution collected over a ten-year period. In 2012, the juvenile demographic statistics reported per the guidelines established by the Federal Office of Management and Budget were expanded. As a result, this expansion included additional age, race, and totals by ethnicity. Thus, the section on demographics will not have a 10-year comparison as in past years. The Probation Report also provides detailed information for 2019 broken down by individual department and county.

The information compiled in this report would not be possible without the cooperation and contribution of Indiana's probation departments.

The Organization and Structure of Probation Services in Indiana

Probation services in Indiana fall within the jurisdiction of the judiciary; the probationer remains under court jurisdiction until the term of probation is complete. Probation officers are trial court employees and are subject to the appointment and supervisory power of the courts they serve. By contrast, parole services are provided by the Department of Correction, an executive branch agency.

The Judicial Conference of Indiana (Conference), chaired by the Chief Justice, sets guidelines and standards for qualification, provides training, administers licensing tests, and certifies probation officers. By statute, the Conference is also authorized to set minimum compensation schedules for probation officers.

In addition, the Conference sets certain policies, such as probation departments' use of actuarial risk and needs assessments for court-involved adults and juveniles. Probation officers administer the Indiana Youth Assessment System (IYAS) for juveniles and the Indiana Risk Assessment System (IRAS) for adults. These assessments are used to assist courts when making detention and pretrial release decisions, dispositional and sentencing decisions, and to assist probation officers in developing individualized case plans for probationers.

The Conference also administers the Interstate Compact for the transfer of supervision of adult and juvenile probationers in and out of Indiana and serves as the intermediary for the return of juvenile runaways, absconders, and escapees. In 2019, 1,362 probationers transferred into Indiana and 1,486 probationers transferred out of Indiana under the Interstate Compact.

Home Detention

Since 1988, IC 35-38-2.5 has authorized Indiana trial courts to order home detention as a condition of probation for criminal offenders. A trial court may order the supervision of an offender's home detention be conducted by the probation department or a community corrections program. Home detention supervisions are counted as "Other" supervisions for purposes of this report and are included in the aggregate supervisions reflected in this volume.

Statute requires that offenders ordered to home detention pay a home detention fee. Probation departments supervise adult and juvenile probationers through home detention, either with or without electronic monitoring. Community Correction agencies also collect home detention fees. The detailed 2019 Home Detention report can be found at

<https://www.in.gov/judiciary/probation/2937.htm>. The report includes fees collected by the program from October 1, 2018 through September 30, 2019.

Funding of Probation Services

As with other trial court operations, local county revenues, derived primarily through property taxes, fund probation services. Depending on the size of the county and budget, many courts

include the court's probation functions within the court's operations budget. In the more populous counties where the probation offices are larger, the probation office prepares a separate budget for the local funding authority. Counties that have established and maintain juvenile detention facilities reflect this substantial expenditure as a probation expense.

Probation user fees, adult and juvenile, provide another significant funding source for probation services. The user fees are paid by probationers as part of the conditions of probation and may be used by the courts to provide probation services. Because many counties do not have a separate probation budget, non-personnel expenditures are absorbed within the court's expenditures, making it impossible to derive a complete picture of all probation-related expenditures. This report does include probation personnel positions, a range of compensation, and other probation expenditures reported by probation departments.

Probation officers and staff constitute the largest segment of trial court personnel in Indiana. During 2019, approximately 1,537 certified probation officers and approximately 581 other employees provided probation services throughout Indiana.

Summary of 2019 Caseload Data

Beginning in 1996, Indiana's probation departments began mandatory use of a probation supervision classification and workload measures system. The statistical information reflects the supervision levels of probationers on supervision as of December 31, 2019.

The probation caseload information presented in this report was reported to the IOCS on a quarterly basis. It reflects the number of adult and juvenile supervisions pending at the beginning

and end of the calendar year, the number of supervisions and referrals received, and the number of supervisions and referrals closed during the reporting year. The number of supervisions reflects the actual number of people (not cases) on probation at the end of the period/year. The report also reflects information about how the supervision was terminated.

In 2019, there was an overall increase of 3.2 percent in the number of new probation supervisions. New misdemeanor supervisions were up 163, an increase of 0.4 percent, while felony supervisions increased by 2,945 or 8.0 percent. In the adult felony category, 39,708 persons were placed on probation during the reporting year. New juvenile supervisions were down 235, a decrease of 2.3 percent.

Along with the increase in the number of new supervisions received in 2019, the total number of supervisions pending at the end of the year decreased from 2018. At the end of 2019, Indiana probation departments were supervising 123,291 adults and juveniles, a decrease of 0.5 percent from the previous year.

Summary of 2019 Fiscal Data

The 2019 data indicates circuit and superior courts spent \$109,878,330 on the salaries of probation officers and probation office staff. The salary expenditure by the city and town court probation departments was an additional \$1,759,914. This represents approximately 31.5 percent of all court operational expenditures. This amount, however, was partially offset by the collection of probation user fees. In 2019, \$12,555,105 was collected statewide in adult probation user fees and \$434,691 in juvenile user fees, for a total of \$12,989,796.

Many probationers are ordered to pay restitution as a condition of probation. These funds are collected and distributed to the appropriate recipient by the clerk's office or the probation department. In 2019, probationers paid a total of \$7,863,990 in restitution.

Probation Report Definitions

The following definitions will be used throughout the 2019 Indiana Probation Report:

- **Absconded** - Persons who have left the jurisdiction of the court without proper authorization.
- **CHINS (Child in Need of Services)** - Cases in which a child is alleged to be "in need of services" because the child's physical or mental condition is seriously impaired or endangered due to the inability, refusal, or neglect of the child's parent, guardian, or custodian to supply the child with necessary food, clothing, shelter, medical care, education, or supervision (IC 31-34-1-1).
- **Delinquent or Non-Status Delinquent** - A child who has allegedly committed an offense prior to attaining 18 years of age that would be considered an offense if committed by an adult (IC 31-37-1-2).
- **Interstate Received** - Persons accepted for supervision from other states, through the Interstate Compact (IC 11-13-4.5).
- **Intrastate Received** - Persons accepted for supervision from other counties in Indiana.
- **Post-Sentence Supervisions** - Persons ordered under supervision after conviction and sentencing. Generally, post-sentence supervisions represent convictions where the entire sentence is suspended to probation only.
- **Predispositional Report (PDR)** - Upon a finding by a court that a child is a delinquent child, IC 31-37-17-1 requires a probation officer or caseworker to complete a predispositional report. Predispositional reports contain (1) a statement of the needs of the child for care, treatment, rehabilitation,

or placement; and (2) a recommendation for the care, treatment, rehabilitation, or placement of the child.

- **Pre-Sentence Investigation (PSI)** – Except as provided in IC 35-38-1-8(c), a defendant convicted of a felony may not be sentenced before a written presentence investigation report is prepared by a probation officer. The PSI reports contain information regarding the commission of the offense, the defendant’s criminal, social, employment, family, economic, education, and personal histories. The PSI report also includes information regarding the victim of the offense and the defendant’.
- **Referral** - An allegation of juvenile misconduct, whether it stems from the police, parents, school, commercial businesses, or other adults. Examples of referrals include police reports of juvenile misconduct, complaints of incorrigibility by a parent, reports from a school as to truancy, or allegations by a neighbor regarding misconduct by the juvenile.
- **Split-Sentence Supervisions** - Persons ordered under supervision after serving a commitment to the Department of Correction or commitment to a local facility. These cases are not counted for the purposes of probation supervision until the convicted person is released from the institution and is being supervised by the probation department. The category includes any sentence that is a combination of confinement and probation and almost

always involves felony convictions rather than misdemeanors, although some misdemeanor convictions will result in split sentences. The key to this category is that the sentence involves a period of commitment in a secure facility, such as the Department of Correction, county jail, Community Correction facilities, and rehabilitation units, to be followed by probation. An executed sentence to work release followed by a period of probation would also be considered a split sentence.

- **Status Delinquent** - A juvenile who is charged with committing an act that would not be considered a crime if committed by an adult, such as truancy, incorrigibility, violations of curfew, and violations of IC 7.1-5-7 (minors and alcoholic beverages) (see IC 31-37-2-2 and IC 31-37-2-7).
- **Supervision in Lieu of Prosecution** - Persons ordered under supervision as an alternative to prosecution. If a court determines that supervision is a better alternative rather than actual prosecution for a crime (generally misdemeanors), including some sort of court-ordered treatment, the probation department will report the supervision in this category. There must be a court order before any supervision is reported in this category. IC 12-23-5-1 permits this type of supervision when the court “takes judicial notice of the fact that proper early intervention, medical, advisory or rehabilitative treatment of the defendant is likely to decrease the defendant’s tendency to engage in antisocial behavior.”

Probation Abbreviations

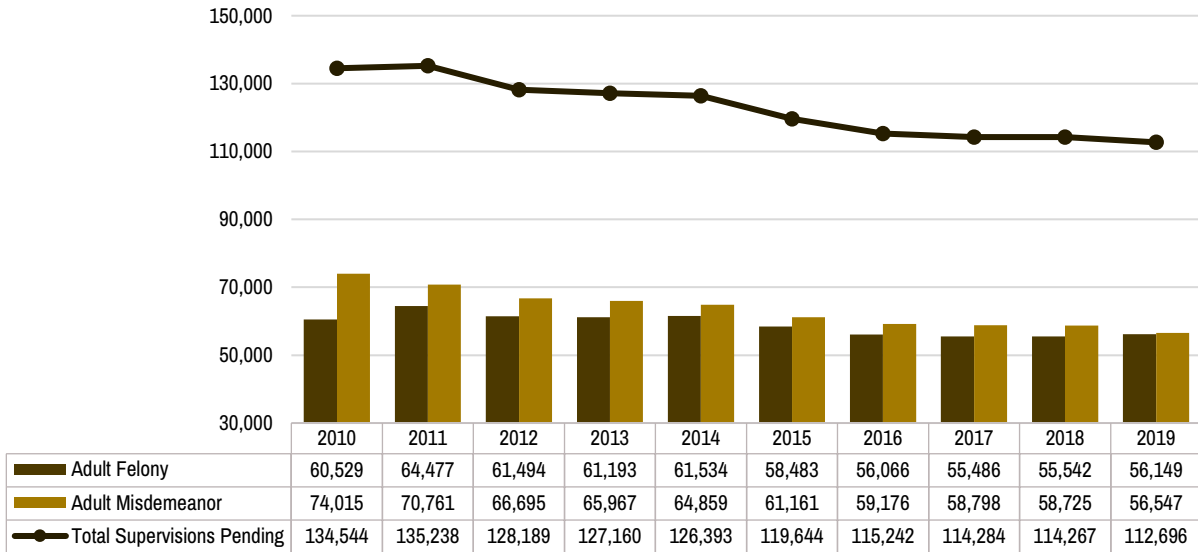
	Abbreviation	Term
Probation – Adult Felony and Misdemeanor	Absconded	Absconded and/or Warrant Active
	Drug	Drug Court Supervision
	In Lieu of Prosecution	Supervision in Lieu of Prosecution
	Interstate	Interstate Accepted (from another state)
	Intrastate	Intrastate Accepted (from another county in Indiana)
	Other	Other
	Post	Post-Sentence Supervision
	Pre	Pre-Trial Supervision
	Probation Completed	Discharged
	Revoke New Offense	Revoked Because of New Offense
	Revoke New Violation	Revoked Because of New Violation
	Split	Split-Sentence Supervision
	Withheld	Judgment Withheld
Probation – Juvenile Referral	Another Agency	Preliminary Inquiry with Recommendation to Refer to Another Agency or County
	Dismiss	Preliminary Inquiry with Recommendation to Dismiss
	File Petition	Preliminary Inquiry with Recommendation to File Petition
	Informal Adjustment	Preliminary Inquiry with Recommendation for Informal Adjustment
	Non-Status Delinq	Non-Status Delinquent
	Other (Incoming)	Other Referrals, primarily Child in Need of Services
	Other (Method of Disposition)	Other Disposition of Referral
	Status Delinq	Status Delinquent
	Waiver	Preliminary Inquiry with Recommendation for Waiver
Probation – Juvenile Supervisions	Absconded	Absconded
	Cmpltd Probtn	Discharged (Closed Supervision)
	DOC New Offense	Modified & Committed to Correctional Facility (DOC) (New Offense)
	DOC Technical Violation	Modified & Committed to Correctional Facility (DOC) (Technical Violation)
	In-State New Off	Modified and Placed in an In-State Residential Facility (New Offense)
	In-State Tech Viol	Modified and Placed in an In-State Residential Facility (Technical Violation)
	Interstate	Interstate (from or to another state)
	Intrastate	Intrastate (from or to another county in Indiana)
	New Offense	Removed from Supervision Because of New Offense
	Non-St Delinq	Post Adjudication or Informal Adjustment Non-Status Delinquent
	Other (Incoming)	Other Supervisions Received
	Other Closed	Other Closed Supervisions
	Out-State New Off	Modified and Placed in an Out-of-State Facility (New Offense)
	Out-State Tech Viol	Modified and Placed in an Out-of-State Facility (Technical Violation)
	Stand Sup	Standard Supervision
	Status Delinq	Post Adjudication or Informal Adjustment Status Delinquent
Trans Program	Placed in Community Transition Program (Actively Providing Services)	

ADULT PROBATION

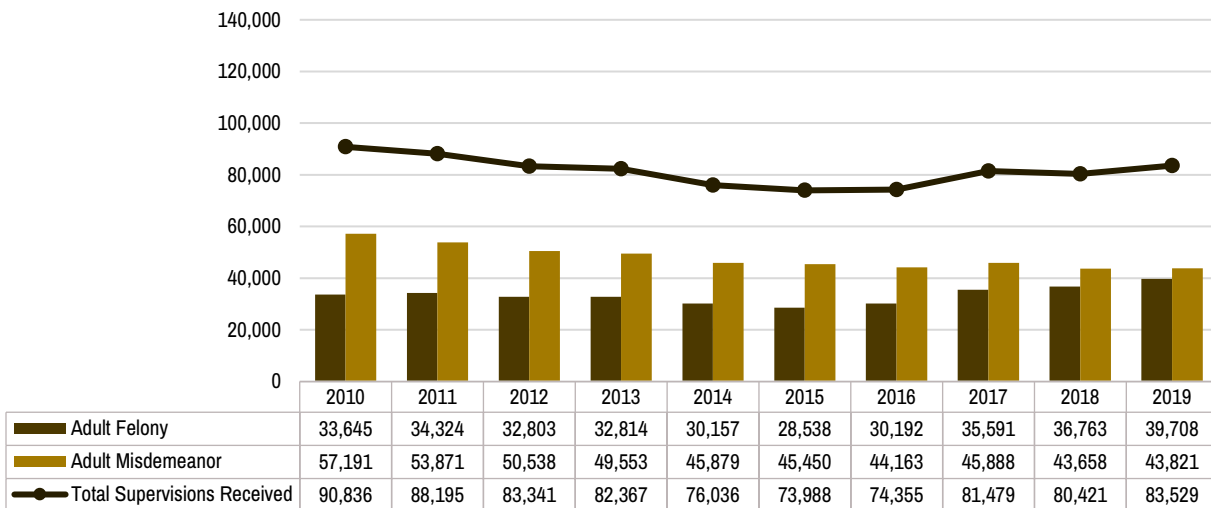
Adult Probation Supervisions

(2010-2019)

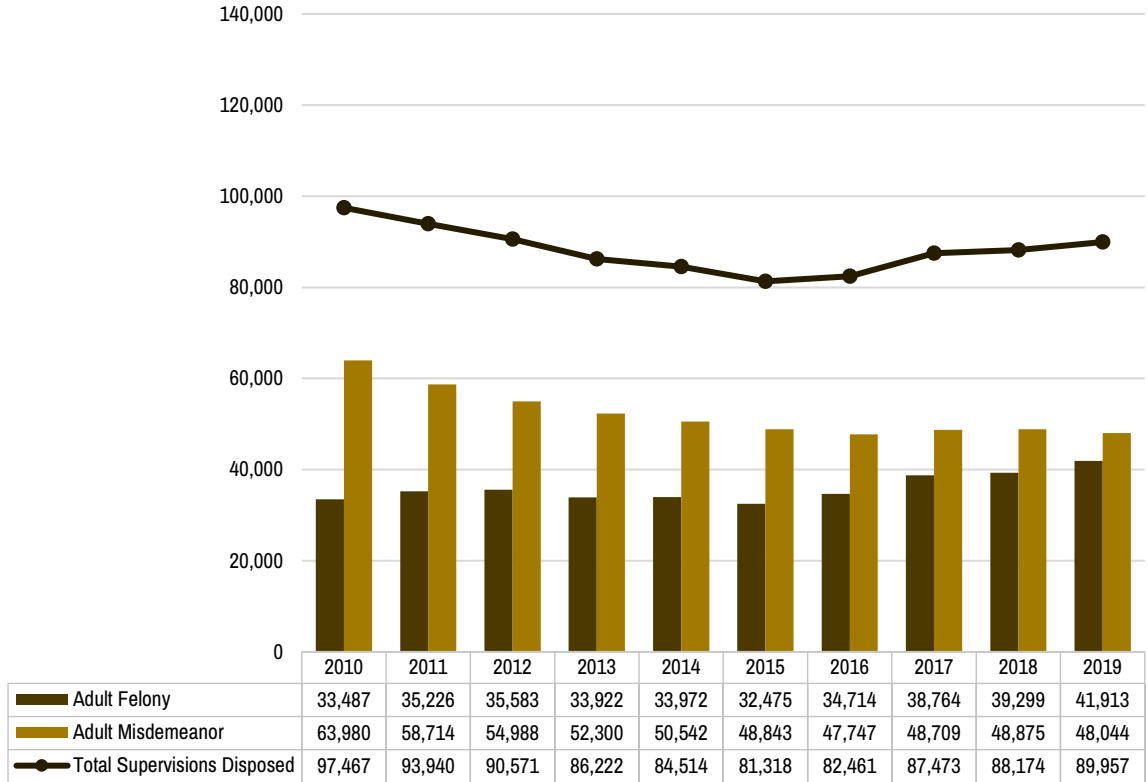
Supervisions Pending January 1



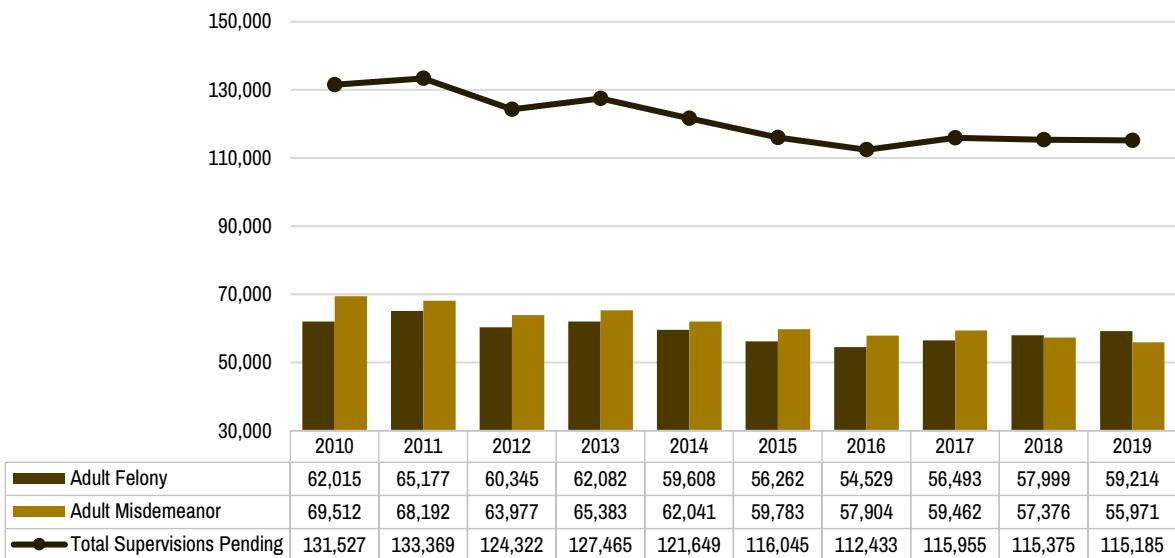
Adult Supervisions Received



Adult Supervisions Disposed



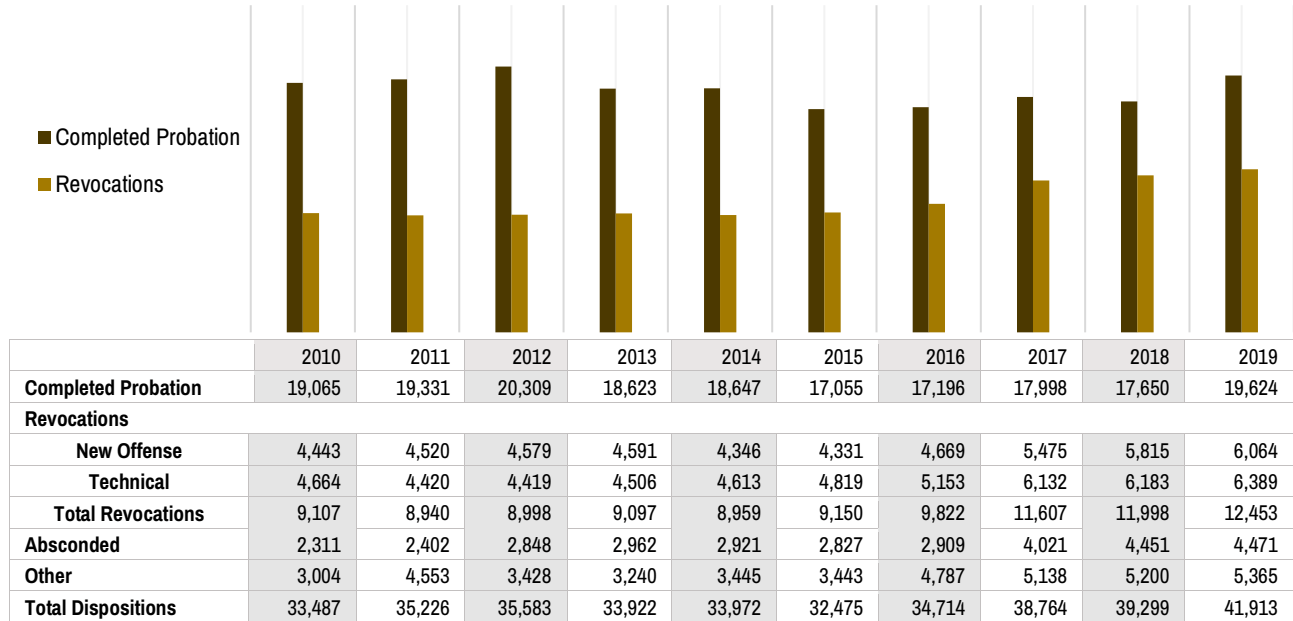
Adult Supervisions Pending December 31



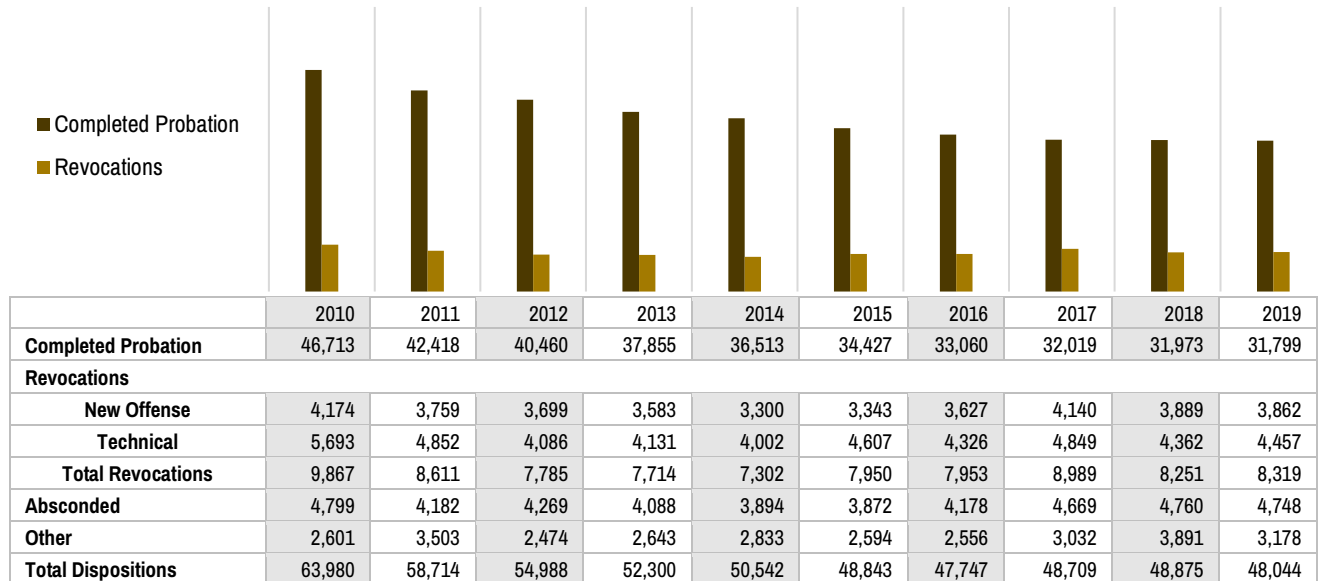
Adult Supervision Method of Disposition

(2010-2019)

Felony Probation Dispositions – Method of Disposition

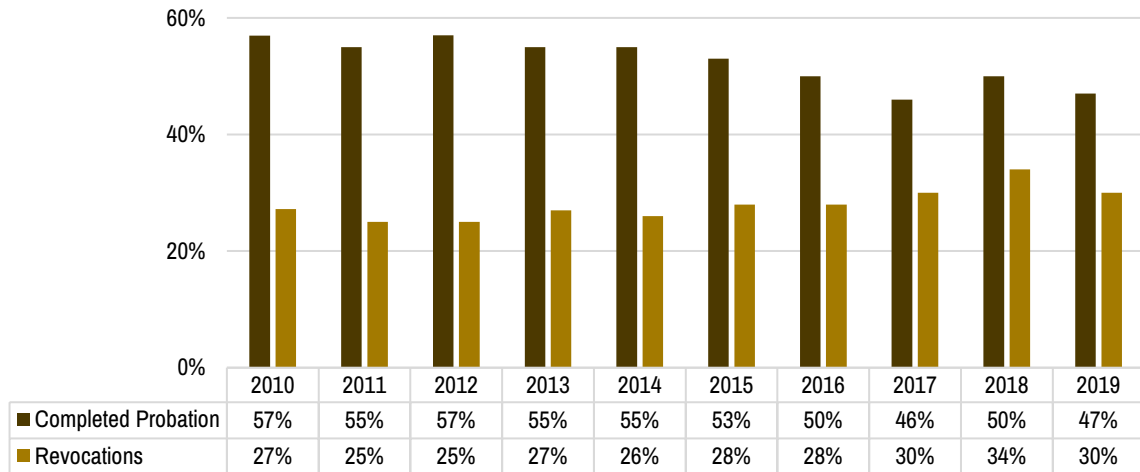


Misdemeanor Probation Dispositions – Method of Disposition



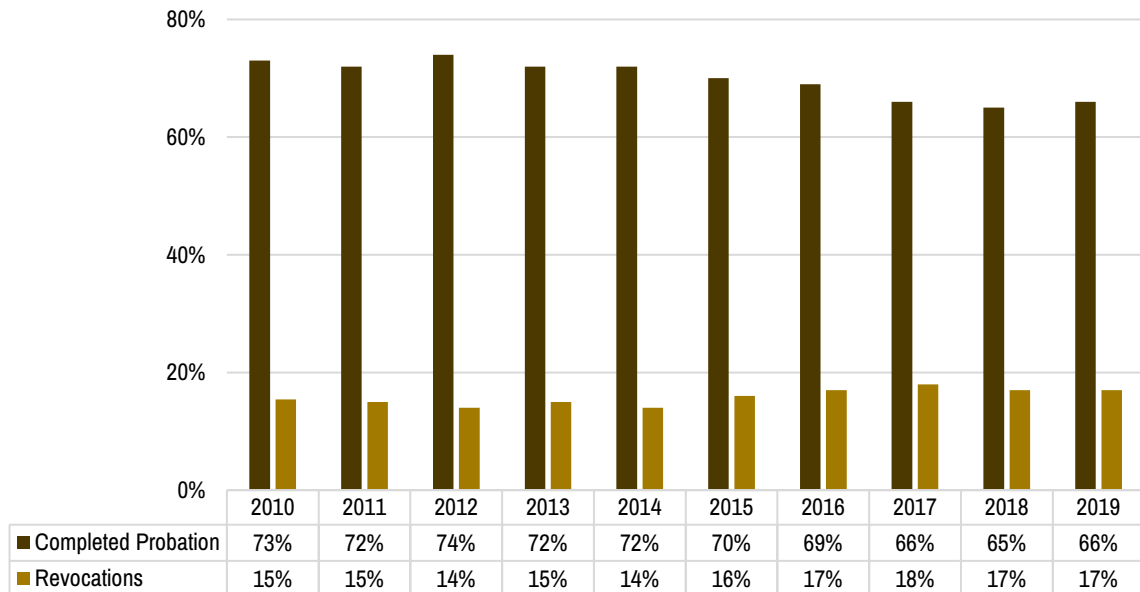
Felony Probation Dispositions

Probation Completed and Probation Revocations as a Percentage of Total Dispositions



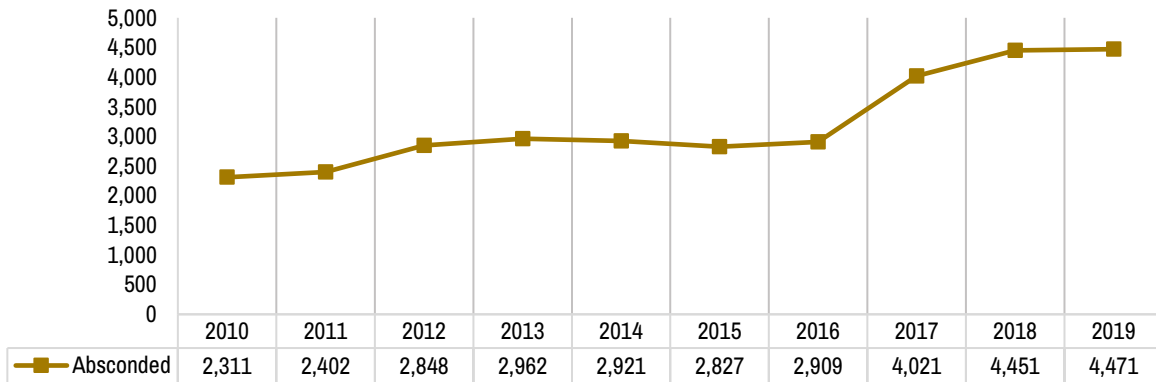
Misdemeanor Probation Dispositions

Probation Completed and Probation Revocations as a Percentage of Total Dispositions



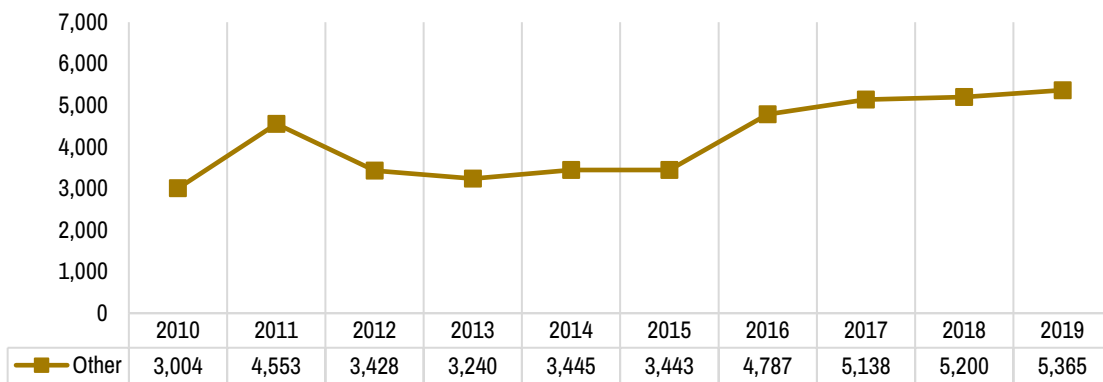
Felony Probation Dispositions

Supervisions Disposed by Absconding*

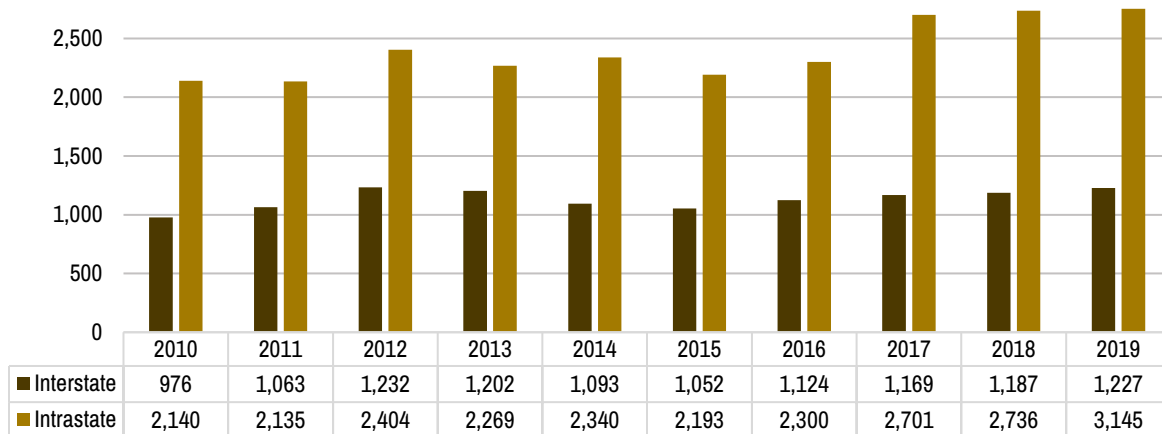


*Persons who have left the jurisdiction of the court without proper authorization and whose whereabouts are currently unknown.

Supervisions Disposed by Other-Home Detention

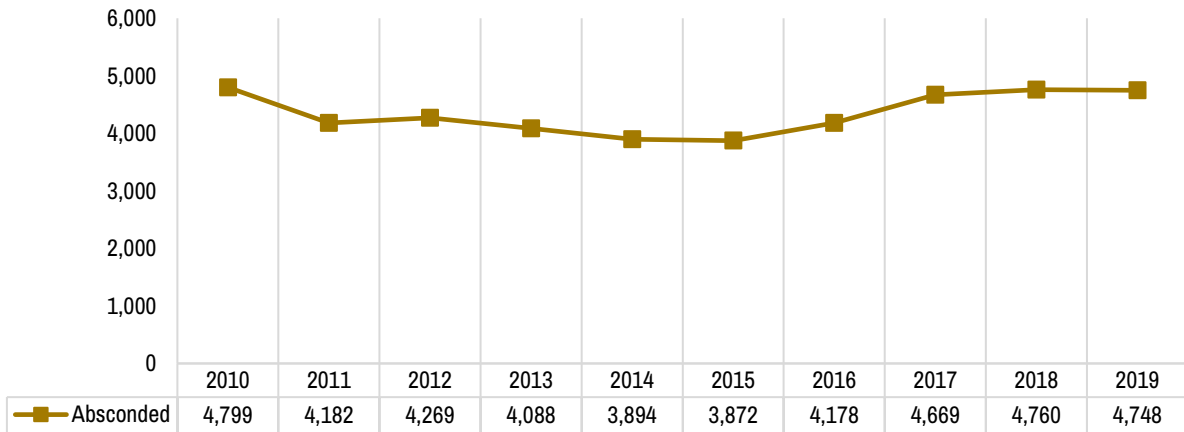


Supervisions Disposed by Interstate/Intrastate Transfer



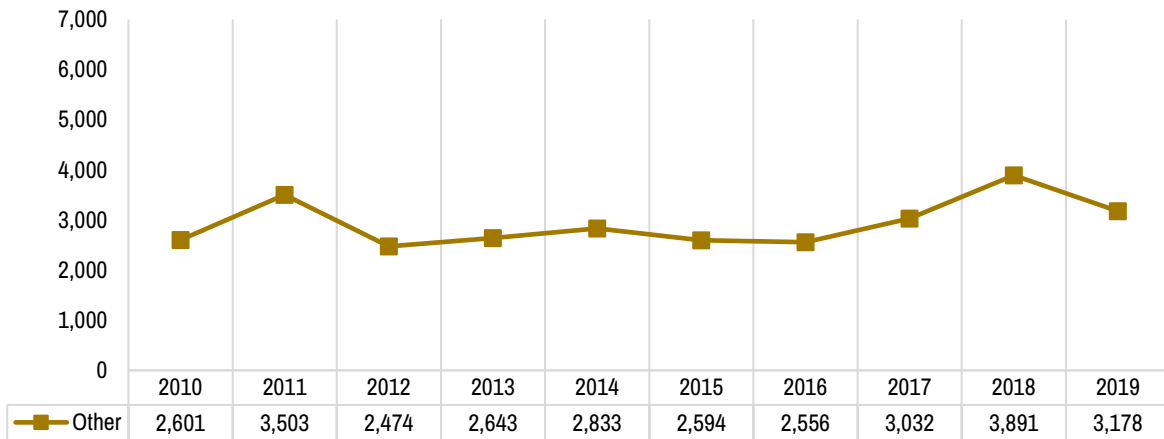
Misdemeanor Probation Dispositions

*Supervisions Disposed by Absconding**

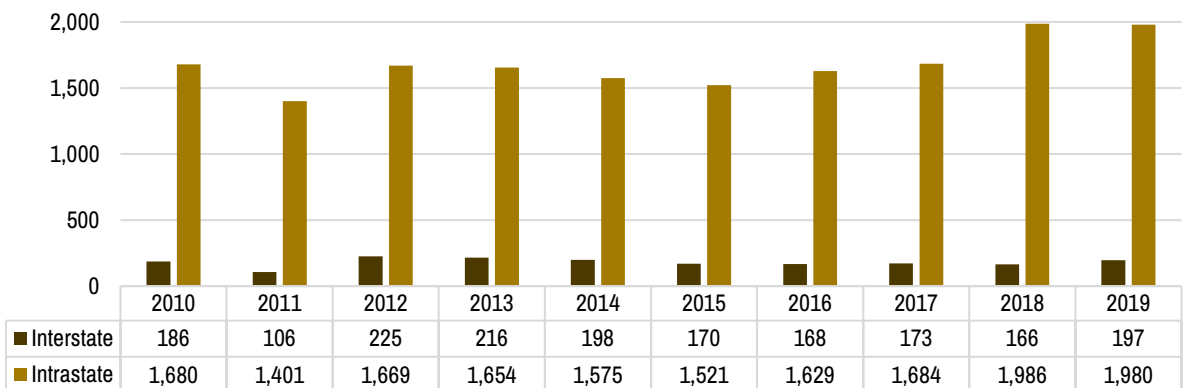


*Persons who have left the jurisdiction of the court without proper authorization and whose whereabouts are currently unknown.

Supervisions Disposed by Other-Home Detention



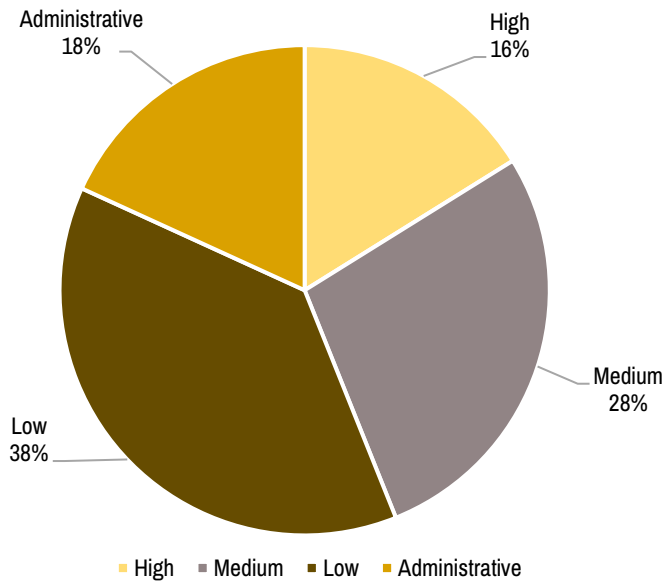
Supervisions Disposed by Interstate/Intrastate Transfer



Adult Supervision Levels

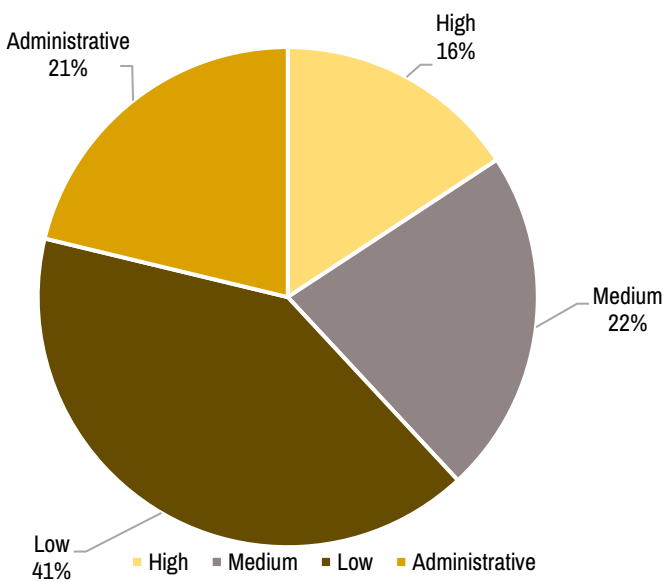
Probationers are assigned to supervision as high, medium, or low based on the relative risk of committing a new offense while on probation. Administrative is a category used for those not classified.

2019 Felony Probation Supervision Levels



High	12,182
Medium	20,971
Low	28,600
Administrative	13,719
Total	75,472

2019 Misdemeanor Probation Supervision Levels

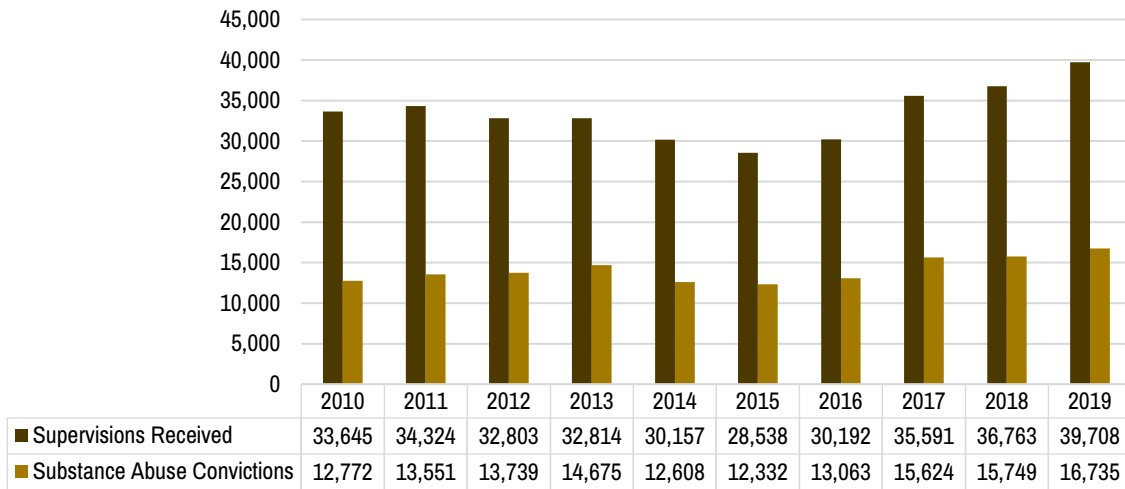


High	5,212
Medium	7,391
Low	13,460
Administrative	7,026
Total	33,089

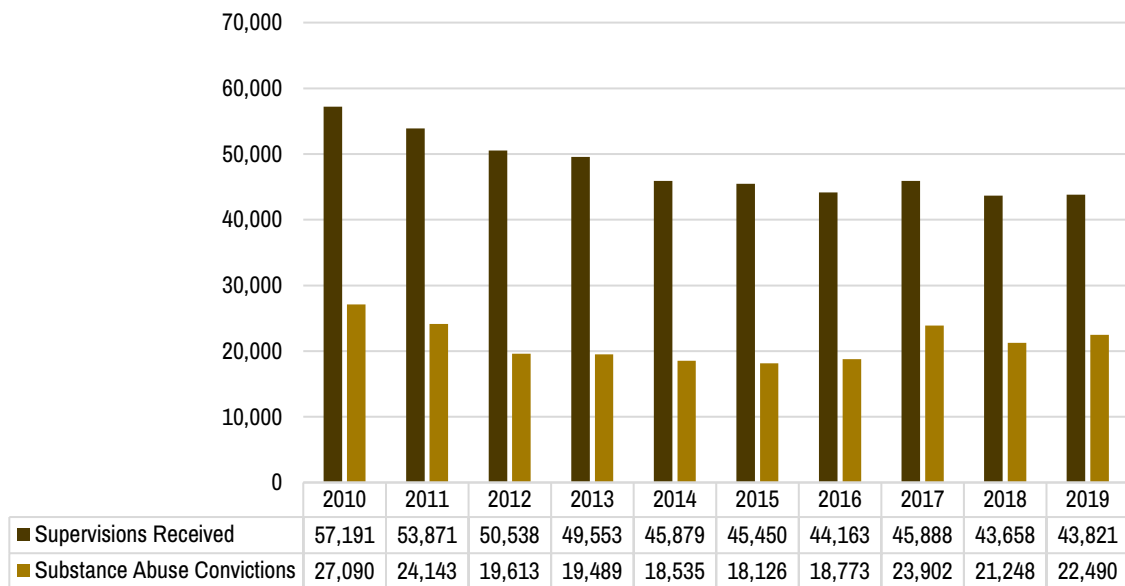
Adult Supervisions as the Result of Substance Abuse Convictions

(2010-2019)

Felony Supervisions as the Result of Substance Abuse Convictions

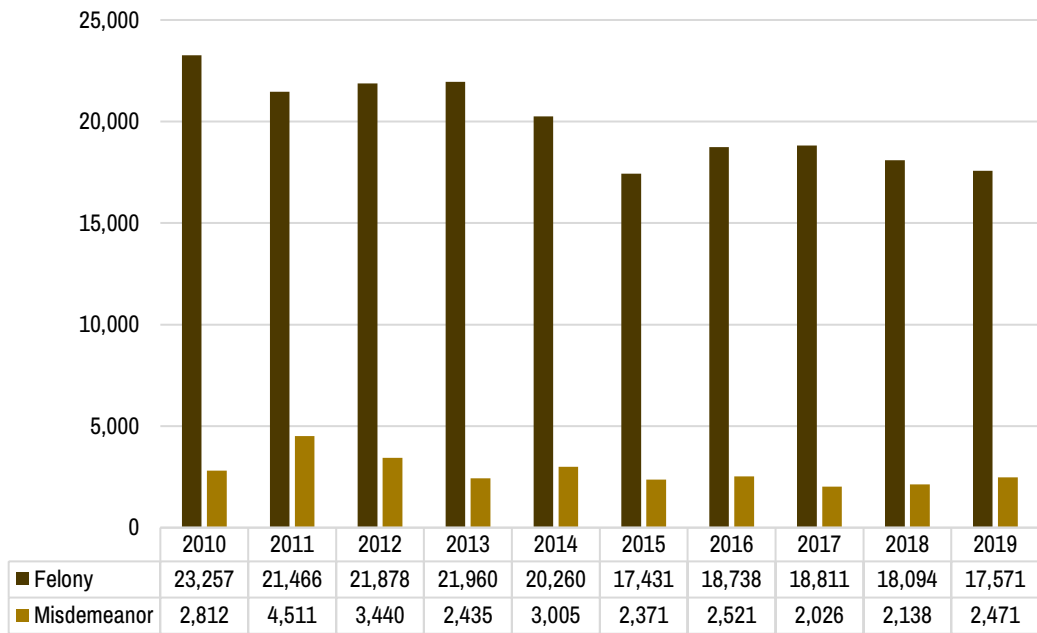


Misdemeanor Supervisions as the Result of Substance Abuse Convictions



Presentence Investigations

(2010-2019)



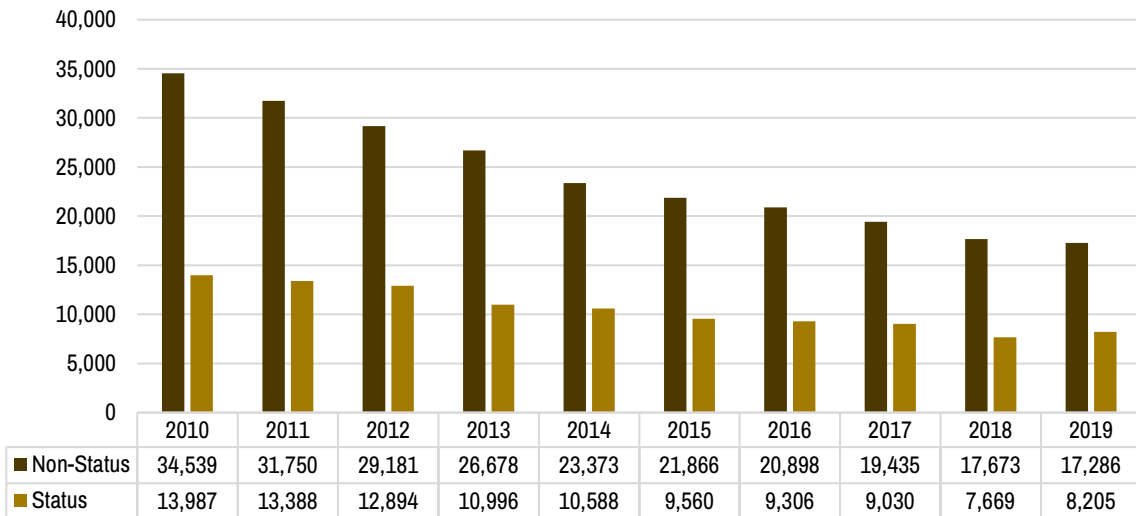
JUVENILE PROBATION

Juvenile Probation Referrals

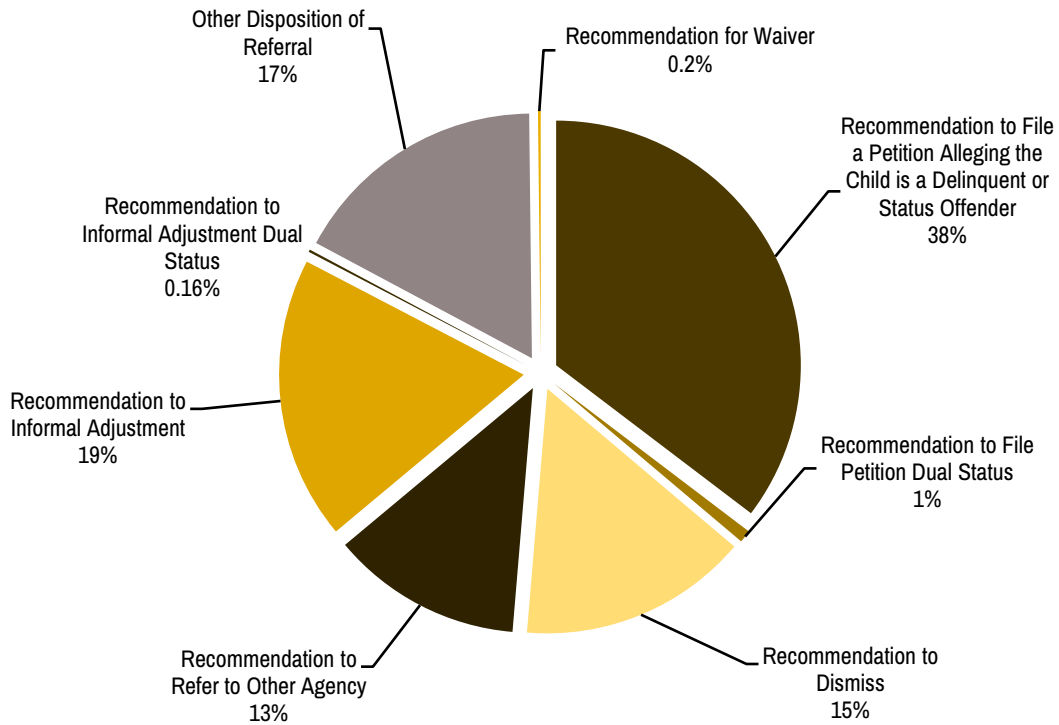
2019 Juvenile Probation Referrals

	Pending 1/1/19	Referrals Received	Referrals Disposed	Pending 12/31/19
Non-Status Delinquent	5,704	17,286	17,255	5,735
Status Delinquent	2,448	8,205	8,113	2,540
Other	32	290	288	34
Total	8,184	25,781	25,656	8,309

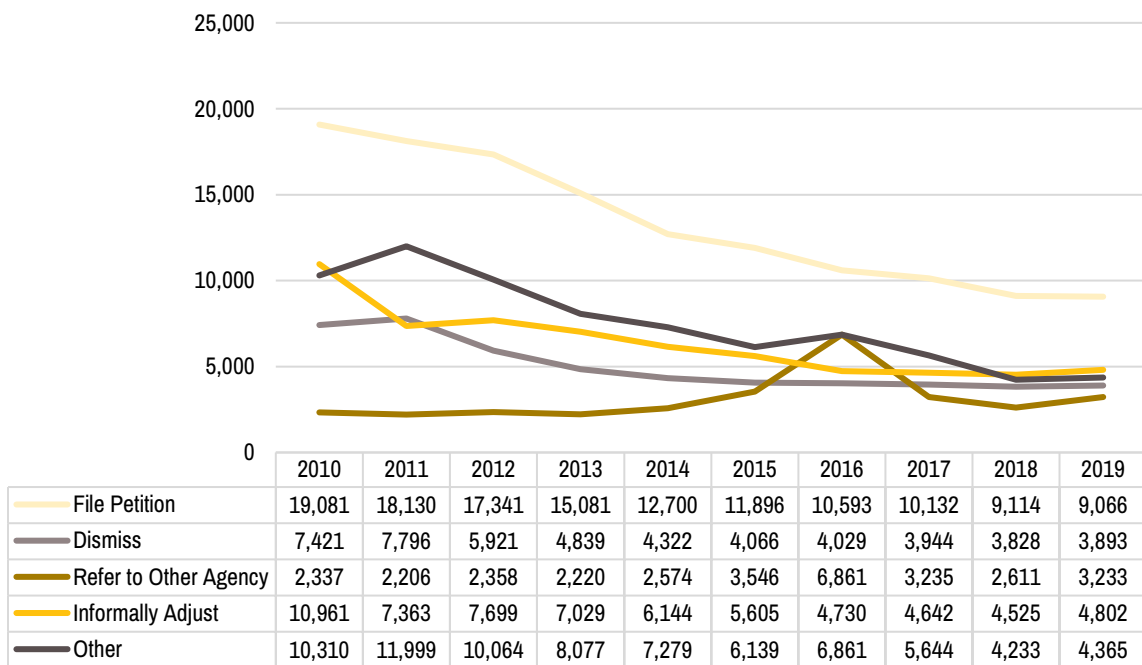
Non-Status and Status Referrals Received



Disposition of 2019 Juvenile Referrals



Summary of Juvenile Referral Dispositions

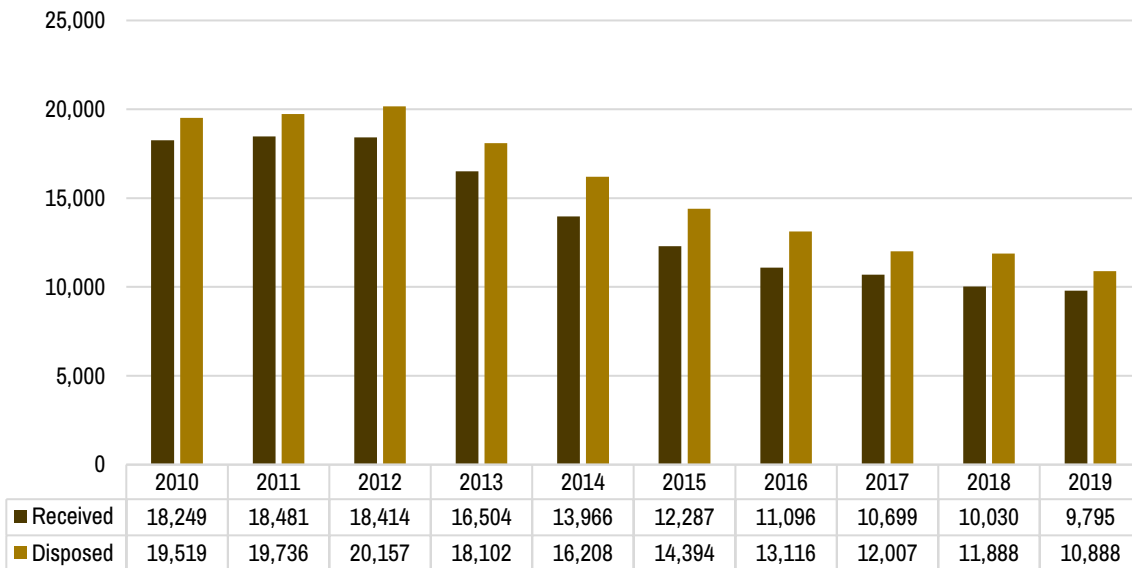


Juvenile Probation Supervisions

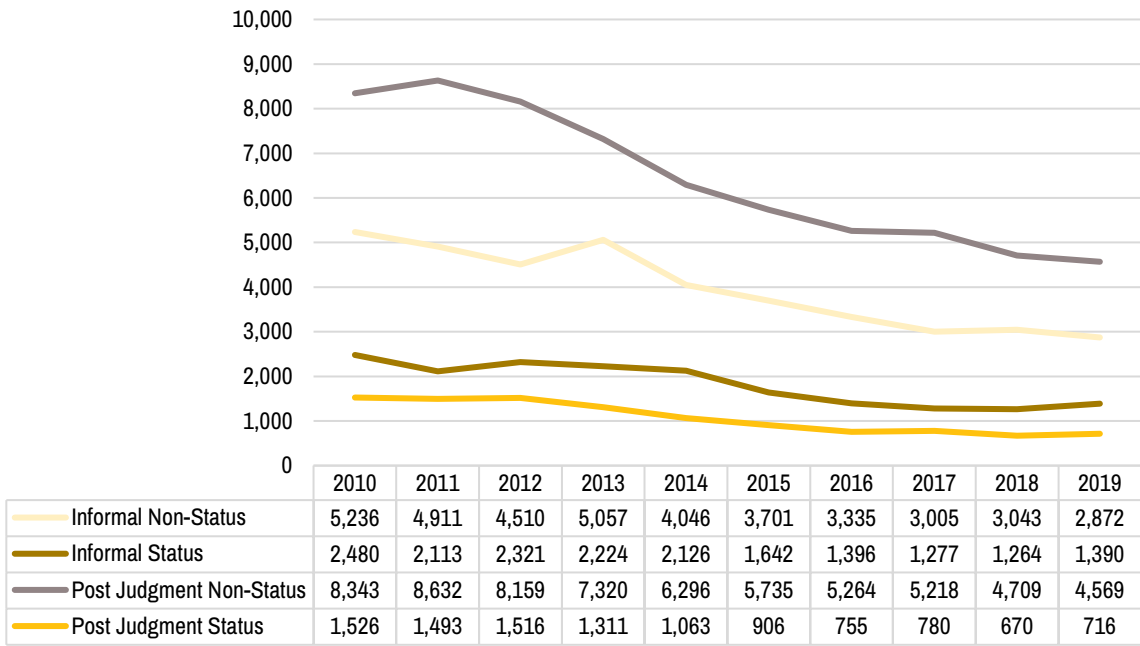
2019 Juvenile Probation Supervisions

	Pending 1/1/19	Supervisions Received	Supervisions Reopened	Supervisions Disposed	Pending 12/31/19
Informal Supervision					
Non-Status Delinquent	1,562	2,872	41	2,984	1,491
Status Delinquent	560	1,390	13	1,391	572
Post-Adjudication Supervision					
Non-Status Delinquent	4,653	4,569	509	5,361	4,370
Status Delinquent	606	716	36	714	644
Intra/Inter State Supervisions					
Intrastate Accepted	126	116	13	185	70
Interstate Accepted	52	60	3	62	53
Other	1,025	72	12	191	906
Total Supervisions	8,584	9,795	615	10,888	8,106

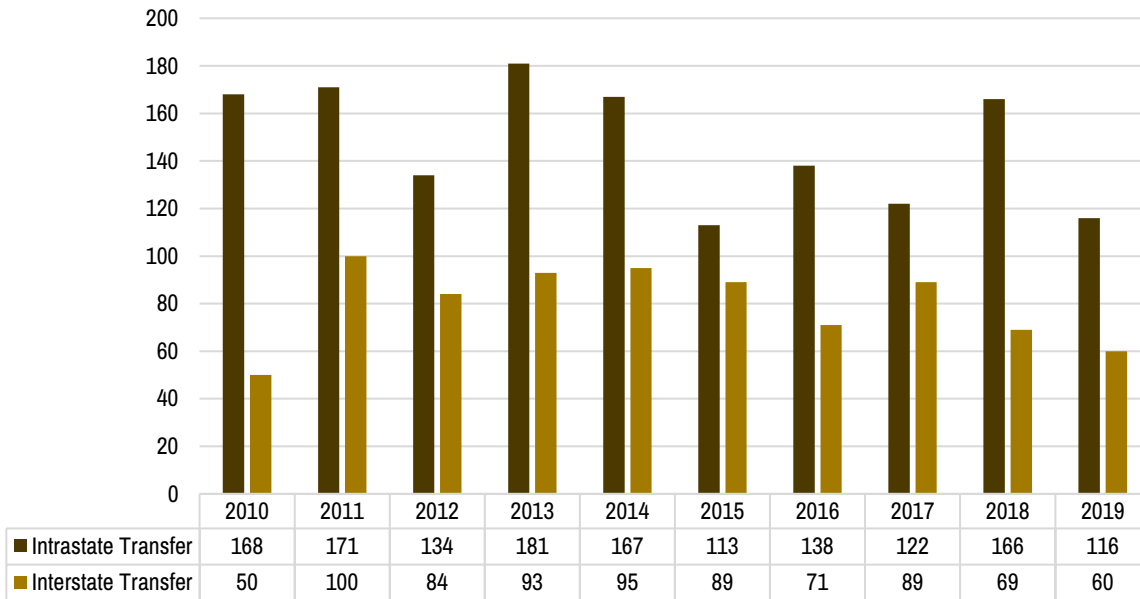
Total Supervisions Received/Disposed



Juvenile Probation Supervisions Received



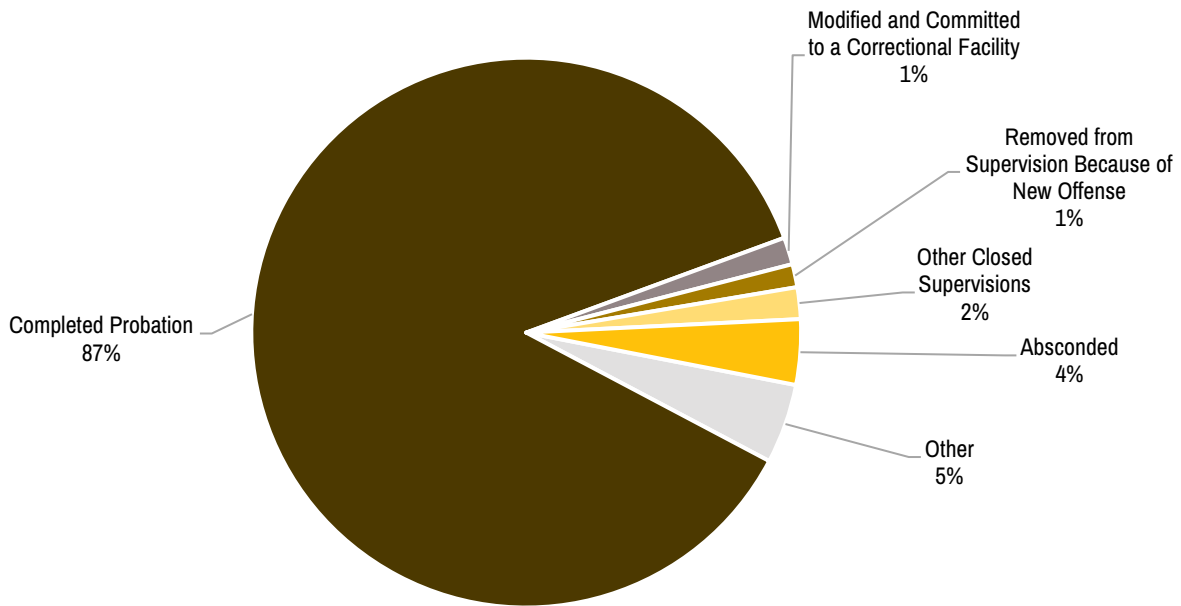
Interstate/Intrastate Supervisions Received



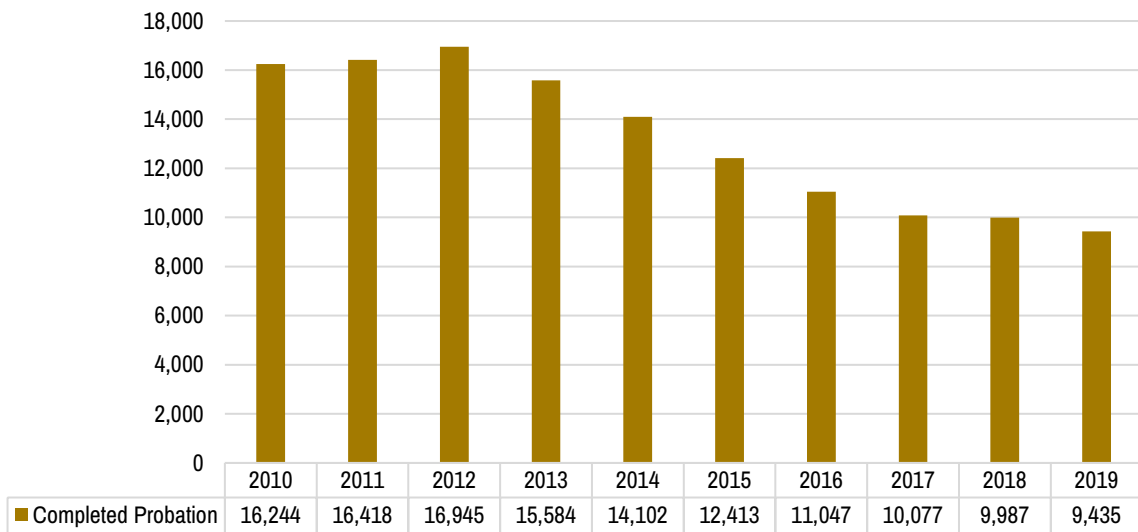
Juvenile Probation Supervisions - Method of Disposition

(2010-2019)

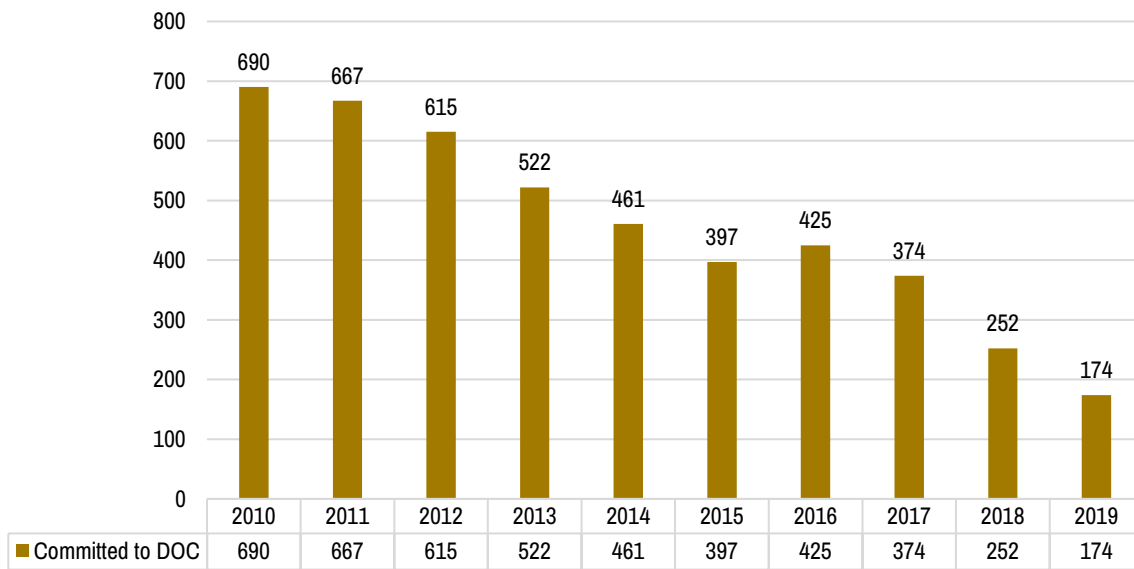
2019 Method of Disposition



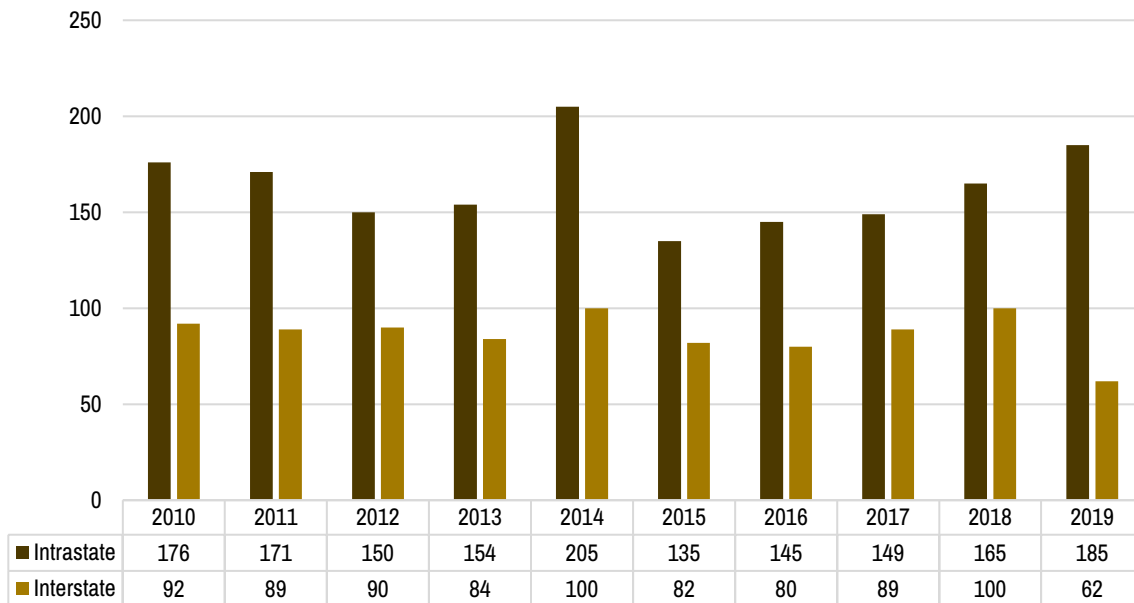
Completed Probation



Committed to DOC



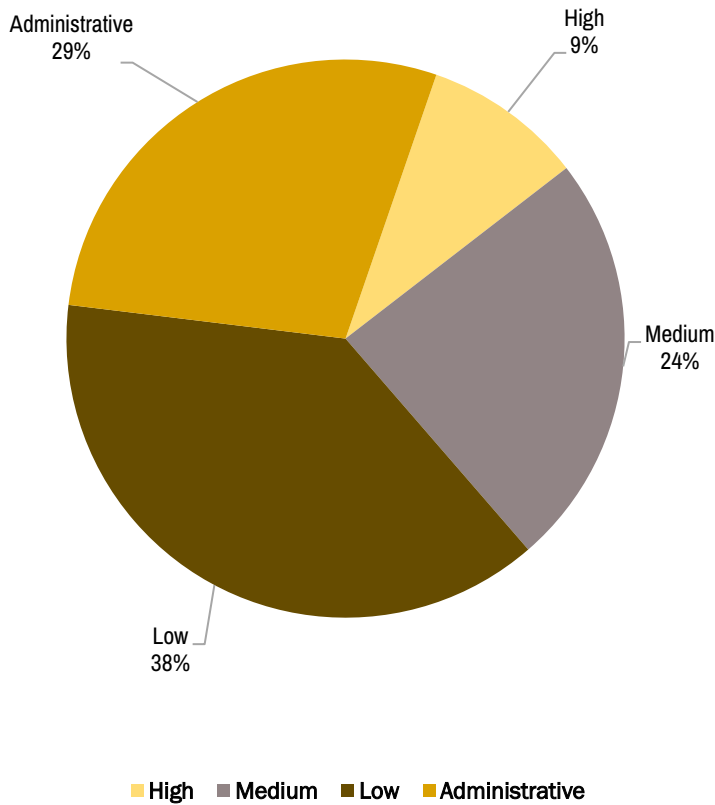
Interstate/Intrastate Transfer



Juvenile Supervision Levels

Probationers are assigned to supervision as high, medium, or low based on the relative risk of committing a new offense while on probation. Administrative is a category used for those not classified.

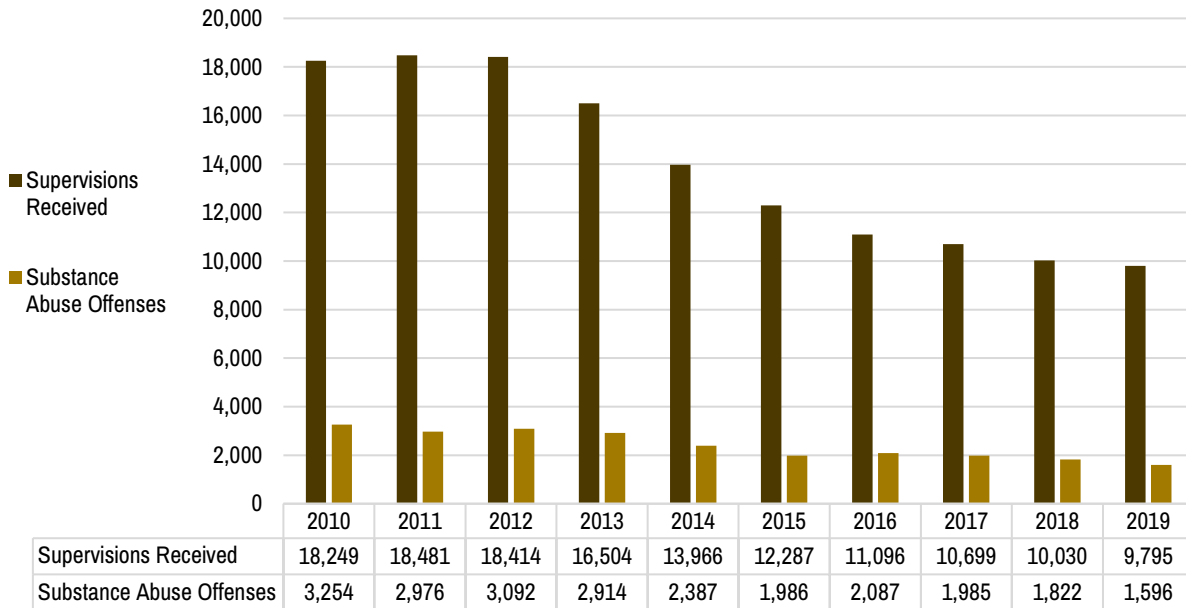
2019 Supervision Levels



High	678
Medium	1,765
Low	2,804
Administrative	2,076
Total	7,323

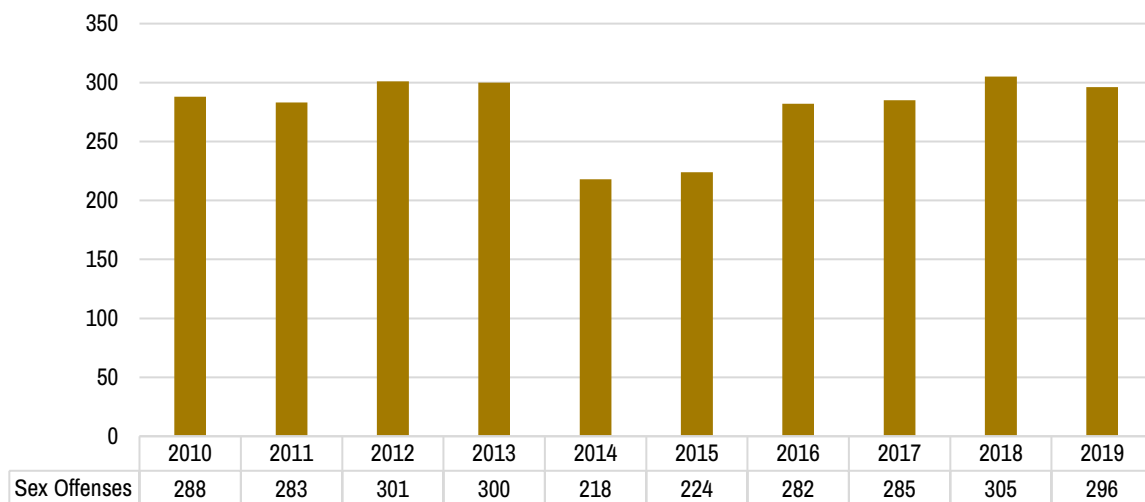
Juvenile Supervisions as the Result of Substance Abuse Offenses

(2010-2019)



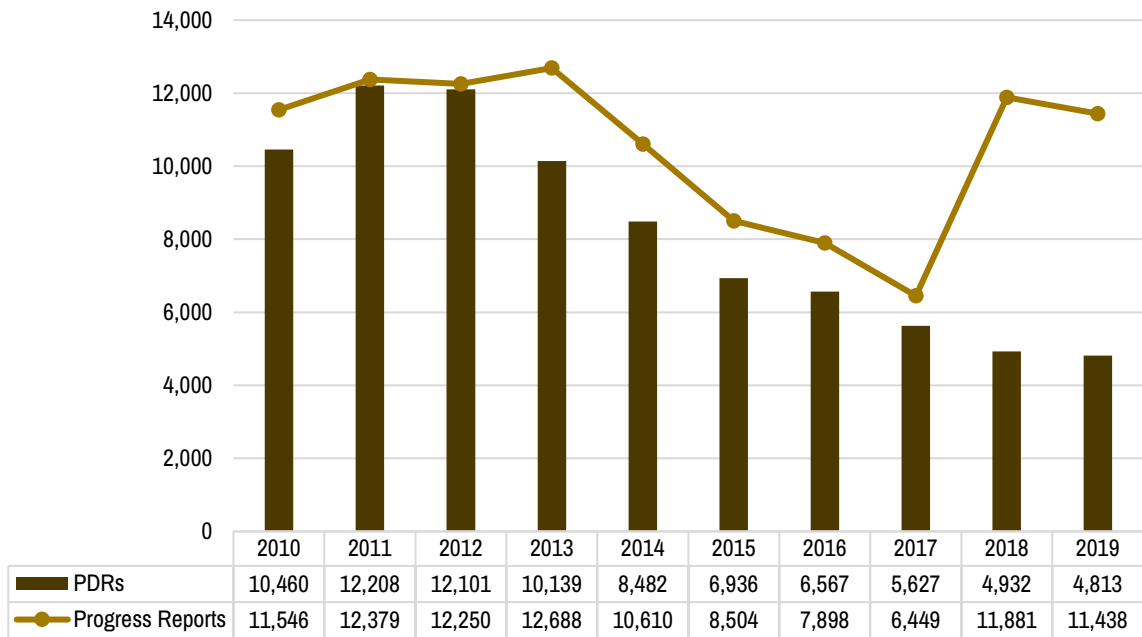
Juvenile Supervisions as the Result of Sex Offenses

(2010-2019)



Completed Predisposition (PDR) and Progress Reports for Juvenile Supervisions

(2010-2019)



Juvenile Law Services Report

IC 31-31-10-1 *et seq.* requires the probation department of the juvenile court to maintain information relating to delinquent children and children in need of services who receive juvenile law services, and all financial information relating to each juvenile law service.

The terms “juvenile law services” and “all financial information” are not defined by statute. For the purpose of complying with the reporting requirements of the law, IOCS and the Juvenile Justice Improvement Committee of the Indiana Judicial Conference (Committee) have defined the terms.

“Juvenile law services” means: The filing with a court of a JD (Juvenile Delinquent), JS (Juvenile Status), or JM (Juvenile Miscellaneous) case, as defined by Indiana Administrative Rule (AR) 8. The interpretation of case types in AR 8 generally refers to the following:

- **JD** - Cases in which a child is alleged to be delinquent as a result of committing an act prior to attaining 18 years of age that would be considered an offense if committed by an adult (IC 31-37-1-2).

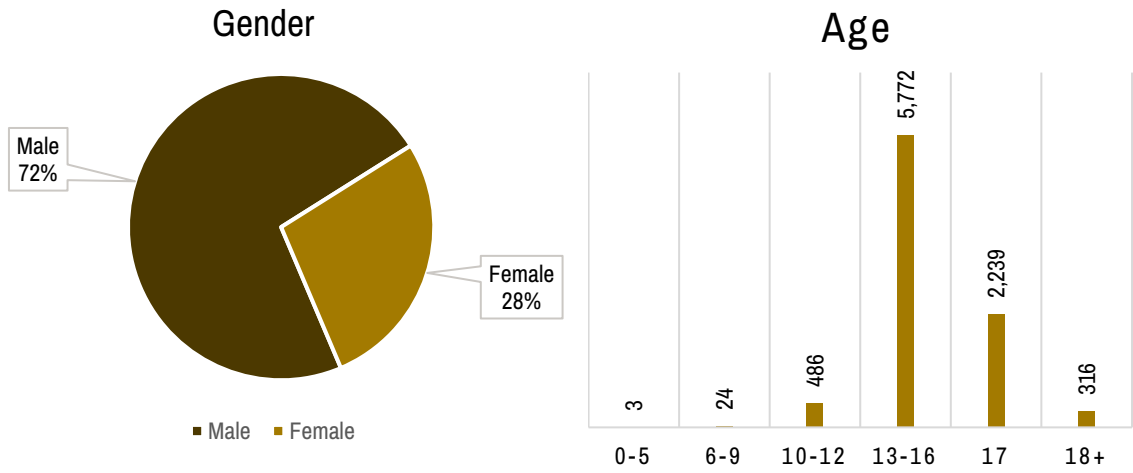
- **JS** - Cases in which a juvenile is charged with committing an act that would not be considered a crime if committed by an adult, such as truancy, incorrigibility, violations of curfew, and violations of IC 7.1-5-7 (minors and alcoholic beverages) (see IC 31-37-2-2 – 31-37-2-7).

- **JM** - Cases involving juvenile matters not reflected in other categories, including court approval of informal adjustments.

The financial information available to courts and to probation departments is often limited to expenditures made through a court budget. Expenditures made from the county general fund could be made available to the probation department and the court if identified as such by the county auditor. The bulk of the financial information on children receiving “juvenile law services” is collected and reported by the Department of Child Services (DCS).

For purposes of this publication, “reimbursement” is the amount of money collected for programs from the sources listed on the Semi-Annual Juvenile Law Services Financial Information report.

Juvenile Delinquency (JD)

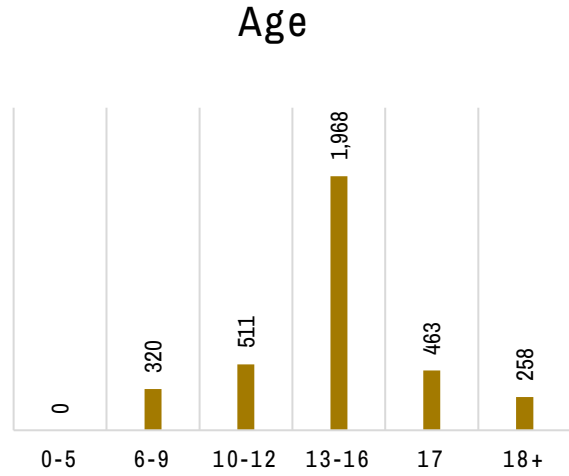
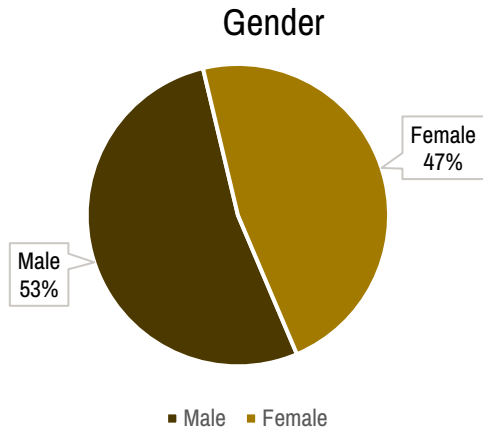


		Age						Total
		0-5	6-9	10-12	13-16	17	18+	
Totals by Gender/Age	Male	3	23	374	4,137	1,630	238	6,405
	Female	0	1	112	1,635	609	78	2,435
Total		3	24	486	5,772	2,239	316	8,840

		Age/Ethnicity						Total
		0-5	6-9	10-12	13-16	17	18+	
Hispanic		0	0	35	450	197	32	714
Non-Hispanic		2	21	300	3,840	1,498	184	5,845
Ethnicity Unknown		1	3	151	1,482	544	100	2,281

		Age/Gender/Race												Total
		0-5		6-9		10-12		13-16		17		18+		
		M	F	M	F	M	F	M	F	M	F	M	F	
Asian		1	0	0	0	3	0	21	10	12	4	2	0	53
Am. Indian/Alas. Native		0	0	0	0	0	0	3	0	2	0	0	0	5
Black/African American		0	0	7	0	90	31	1,191	447	463	155	39	15	2,438
Hawaiian/Pacific Islander		0	0	0	0	0	2	2	11	1	3	0	1	20
White		2	0	15	1	241	61	2,484	964	960	373	186	59	5,346
Multi-Racial		0	0	1	0	24	12	283	139	124	43	4	2	632
Other		0	0	0	0	16	6	153	64	68	31	7	1	346
Total		3	0	23	1	374	112	4,137	1,635	1,630	609	238	78	8,840

Juvenile Status (JS)



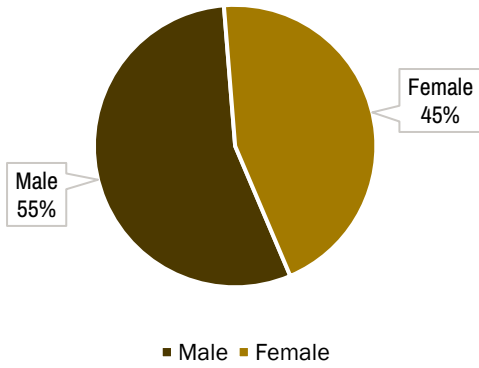
		Age						Total
		0-5	6-9	10-12	13-16	17	18+	
Totals by Gender/Age	Male	0	157	289	1,031	238	139	1,854
	Female	0	163	222	937	225	119	1,666
Total		0	320	511	1,968	463	258	3,520

	Age/Ethnicity						Total
	0-5	6-9	10-12	13-16	17	18+	
Hispanic	0	19	42	122	27	29	239
Non-Hispanic	0	135	212	834	214	212	1,607
Ethnicity Unknown	0	166	257	1,012	222	17	1,674

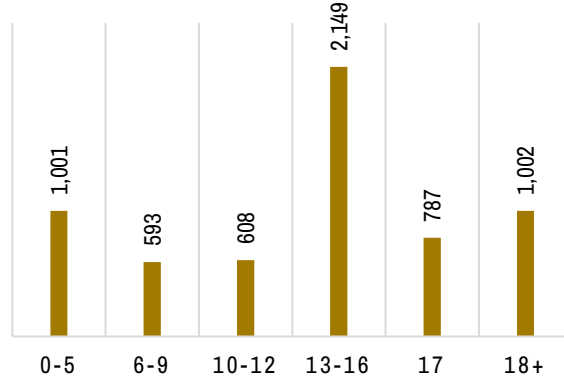
	Age/Gender/Race												Total
	0-5		6-9		10-12		13-16		17		18+		
	M	F	M	F	M	F	M	F	M	F	M	F	
Asian	0	0	2	4	13	5	16	18	1	4	3	7	73
Am. Indian/Alas. Native	0	0	0	1	0	0	1	0	0	1	0	0	3
Black/African American	0	0	65	70	92	76	243	214	31	36	51	32	910
Hawaiian/Pacific Islander	0	0	0	0	0	0	9	1	1	0	0	0	11
White	0	0	50	41	116	74	583	542	179	160	56	44	1,845
Multi-Racial	0	0	19	23	26	28	71	81	10	12	13	17	300
Other	0	0	21	24	42	39	108	81	16	12	16	19	378
Total	0	0	157	163	289	222	1,031	937	238	225	139	119	3,520

Juvenile Miscellaneous (JM)

Gender



Age



		Age						Total
		0-5	6-9	10-12	13-16	17	18+	
Totals by Gender/Age	Male	543	311	380	1,279	476	395	3,384
	Female	458	282	228	870	311	607	2,756
Total		1,001	593	608	2,149	787	1,002	6,140

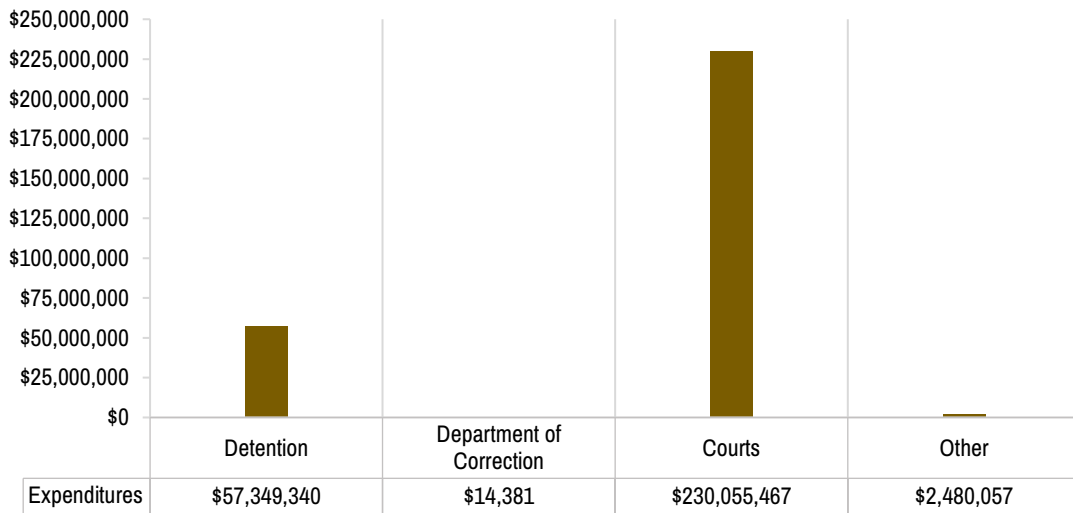
	Age/Ethnicity						Total
	0-5	6-9	10-12	13-16	17	18+	
Hispanic	69	59	69	243	75	85	600
Non-Hispanic	811	475	420	1,323	481	859	4,369
Ethnicity Unknown	121	59	119	583	231	58	1,171

	Age/Gender/Race												Total
	0-5		6-9		10-12		13-16		17		18+		
	M	F	M	F	M	F	M	F	M	F	M	F	
Asian	4	0	0	2	1	1	8	5	4	2	4	5	36
Am. Indian/Alas. Native	1	0	1	1	1	0	2	1	0	1	0	1	9
Black/African American	208	189	127	105	104	64	191	149	54	42	124	235	1,592
Hawaiian/Pacific Islander	0	0	0	0	0	0	1	0	0	0	0	0	1
White	250	208	132	134	222	141	924	612	366	227	235	329	3,780
Multi-Racial	37	28	18	26	18	11	54	56	19	19	8	15	309
Other	43	33	33	14	34	11	99	47	33	20	24	22	413
Total	543	458	311	282	380	228	1,279	870	476	311	395	607	6,140

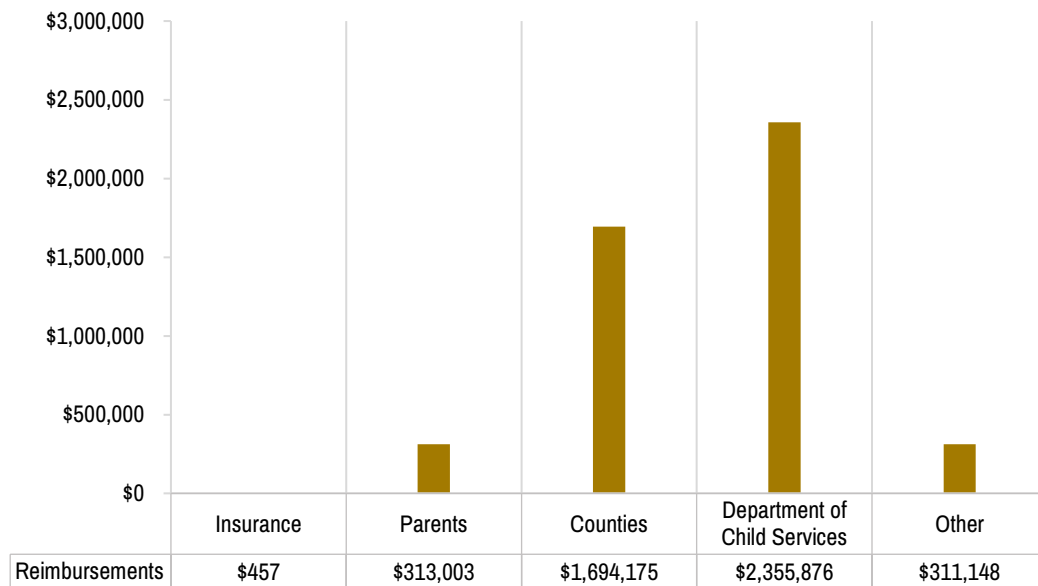
2019 Juvenile Law Services Financial Report

Financial Information

2019 EXPENDITURES



2019 REIMBURSEMENTS



PROBATION PERSONNEL AND EXPENSES

2019 Probation Personnel

	Courts of Record	City/Town Courts	Total
Chief Probation Officers	108	17	125
Probation Officers	1,401	11	1,412
Clerical Personnel	374	16	390
Other Personnel	191	0	191
Total	2,074	44	2,118

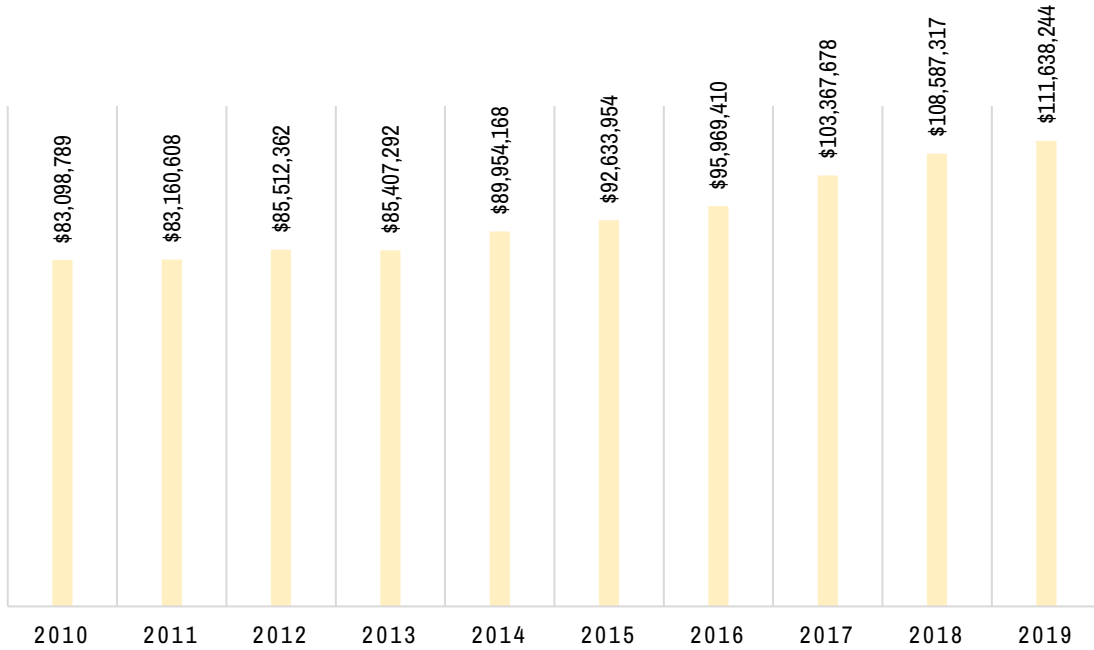
10-Year Comparison of Probation Personnel

	2010	2011	2012	2013	2014	2015	2016	2017	2018	2019
Chief Probation Officers	147	145	130	122	125	125	122	123	125	125
Probation Officers	1,195	1,155	1,217	1,214	1,221	1,208	1,296	1,335	1,367	1,412
Clerical Personnel	425	361	357	401	403	395	403	398	395	390
Other Personnel	153	212	211	226	188	172	190	189	192	191
Total	1,920	1,873	1,915	1,963	1,937	1,900	2,011	2,045	2,079	2,118

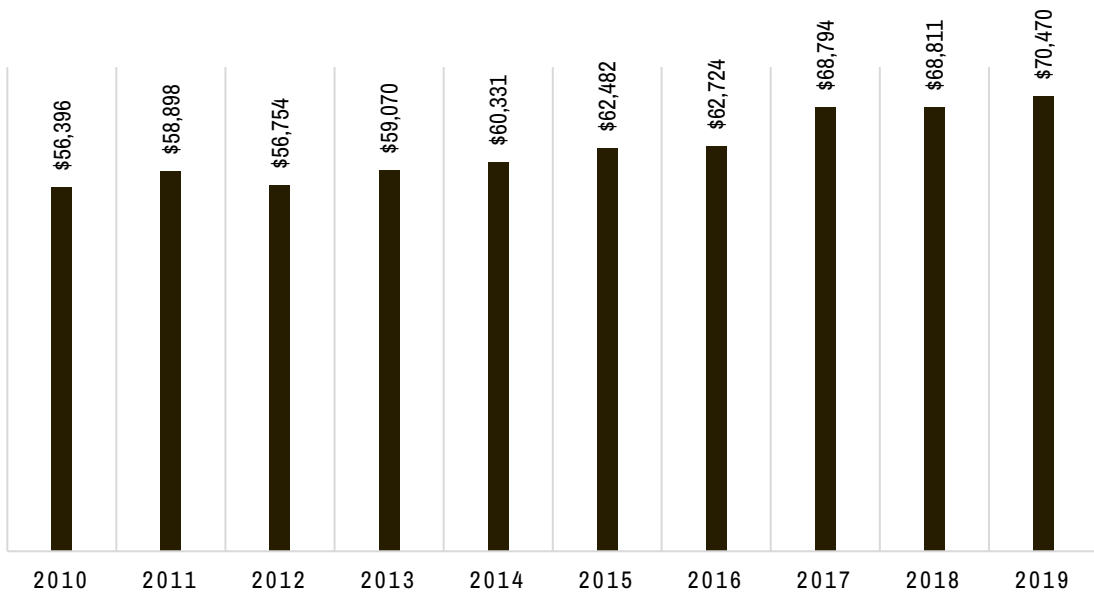
2019 Probation Personnel Expenses

	Courts of Record	City/Town Courts	Total
Chief Probation Officers	\$7,610,738	\$708,573	\$8,319,311
Probation Officers	\$69,312,792	\$485,121	\$69,797,913
Clerical Personnel	\$10,697,715	\$413,712	\$11,111,427
Other Personnel	\$4,471,585	\$44,858	4,516,443
Fringe Benefits	\$17,785,499	\$107,651	\$17,893,150
Total	\$109,878,330	\$1,759,914	\$111,638,244

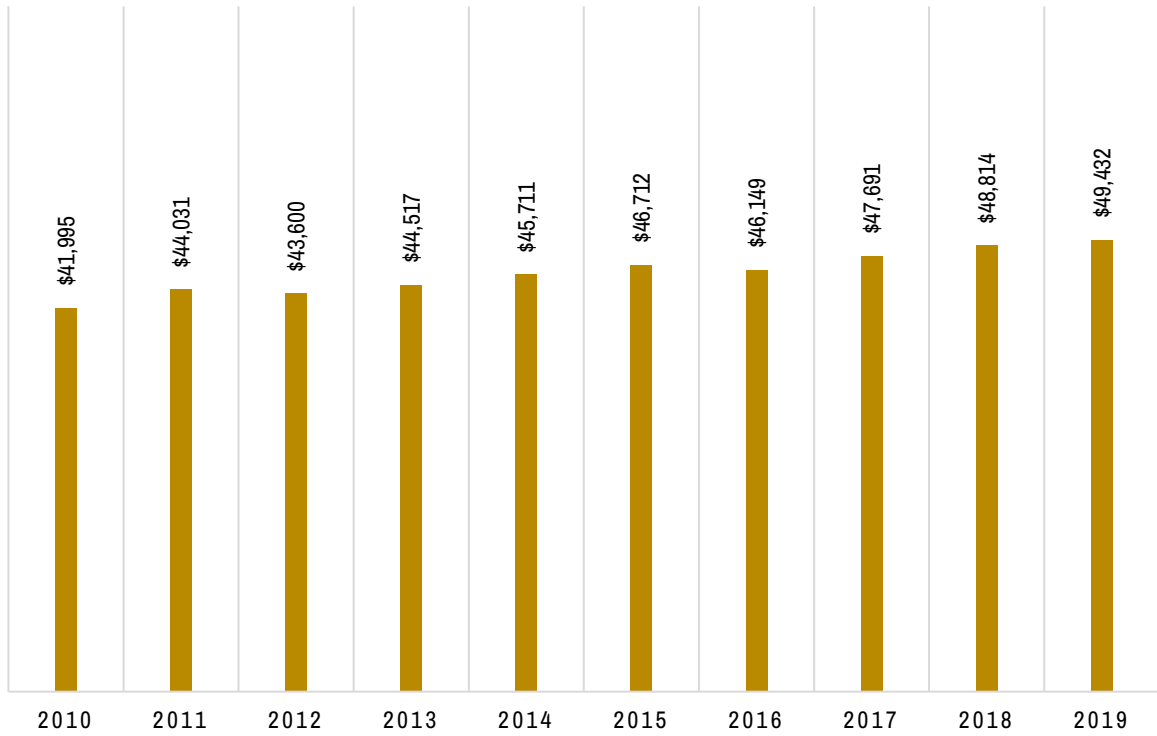
Total All Probation Personnel Expenses



Average Chief Probation Officer Salary

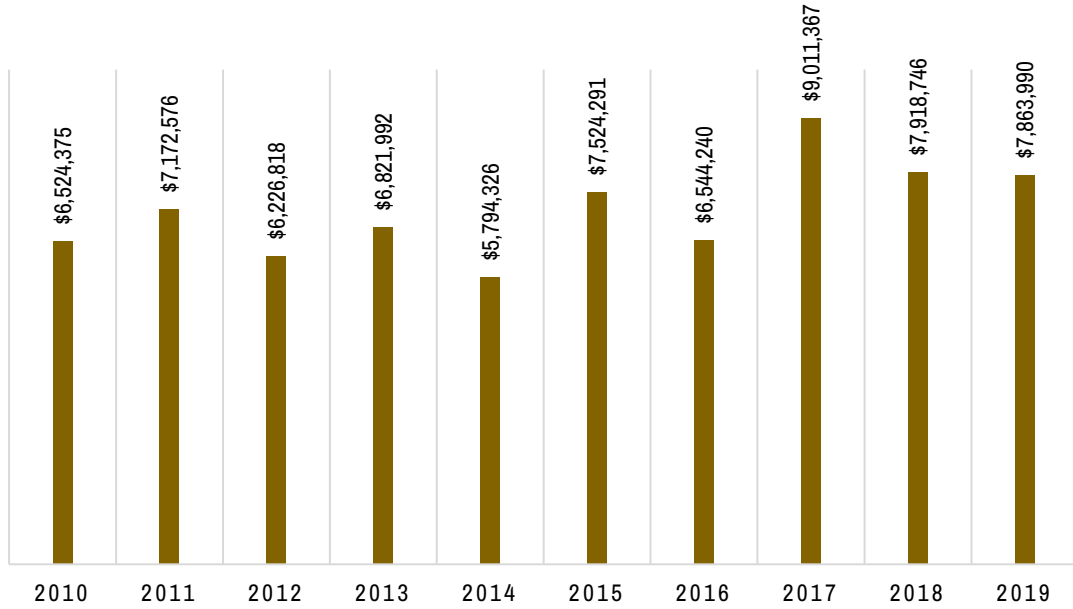


Average Probation Officer Salary



PROBATION RESTITUTION

Probation Restitution by Year





INDIANA SUPREME COURT



Office of Judicial Administration
251 North Illinois Street, Suite 1600
Indianapolis, Indiana 46204
317-232-2542
courts.in.gov