

HONORED TO SERVE
Indiana Probation Report

2016

SUMMARY & STATISTICS



2016

INDIANA PROBATION REPORT

Summary & Statistics



The Honorable Loretta H. Rush, Chief Justice
The Honorable Robert D. Rucker, Assoc. Justice
The Honorable Steven H. David, Assoc. Justice
The Honorable Mark S. Massa, Assoc. Justice
The Honorable Geoffrey G. Slaughter, Assoc. Justice

Mary G. Willis, Chief Administrative Officer
Office of Judicial Administration
State House, Room 315
200 W. Washington St.
Indianapolis, IN 46204
Phone: (317) 233-8696

courts.in.gov

ON THE COVER

History of the Jefferson County Courthouse

The Jefferson County Courthouse, designed by architect David Dubach in the Classic Revival style, was built in 1854-1855 at a cost of \$36,000. The structure is located on Main Street in Madison, Indiana between Walnut Street and Jefferson Street. The building was built partly of brick and partly of stone. The stone and the marble pillars in the courthouse came from a nearby quarry in Marble Hill.

The current courthouse is the third courthouse building in Madison. The first courthouse, built of logs in 1811, was moved in 1823 to become a local business. The 1823 courthouse, an eight-sided building built near the current courthouse, was destroyed by arson on September 12, 1853. The keys to the current courthouse were received by the county commissioners on September 6, 1855.

Fire damaged the courthouse in 1859, requiring substantial repair to the building. Restoration costs were put at \$15,000. The restored roof leaked, and after trying several remedies, the decision was made in 1869 to place Vermont slate on the roof. However, the addition of the slate required that the roof's pitch be made steeper, involving reconstruction of the courthouse roof including raising the cupola 8 feet so the drum of the cupola would not be concealed.

Major reconstruction to the courthouse also took place in the 1950s when an entire new floor was added to the courthouse. The original design consisted of a basement, main floor, and two-story second floor. This two-story second floor was converted to an entirely new third floor.

In 2009, fire again challenged the existence of the Jefferson County Courthouse. On May 20, as the sun began to set, fire trucks rushed to the courthouse on what turned out to be a three-alarm fire. The fire department had received a frantic call from the public reporting smoke billowing from the cupola of the beautiful historic building. The fire most likely occurred from a spark from the welding work being done on the roof and cupola as part of restorations performed to get the courthouse ready to celebrate Madison's upcoming Bicentennial. The fire turned out to be extremely difficult to extinguish and as a result, the wood portion of the cupola and roof were destroyed, along with parts of the interior. The records contained in the courthouse were also seriously damaged due to the one million gallons of water pumped into the building to put out the fire. The renovation work done in the 1950s helped to reduce the water damage to the lower floors in the courthouse. Amazingly, in just over two weeks, the Circuit and Superior courts and the Circuit Clerk were open for business in a temporary office space.

The courthouse was rededicated on August 26, 2011 in a ceremony to thank the 200 firefighters and volunteers who had fought the May 20, 2009 blaze and to thank all the volunteers and employees who had worked tirelessly to secure and preserve the records that had been rescued from the fire. The cost of restoring the courthouse was approximately \$8 million.

TABLE OF CONTENTS

Introduction	1
The Organization and Structure of Probation Services in Indiana	1
Home Detention	2
Funding of Probation Services	2
Summary of 2016 Caseload Data	3
Summary of 2016 Fiscal Data	3
Probation Report Definitions	4
Probation Abbreviations	6
Adult Probation	7
Adult Probation Supervisions	7
Supervisions Pending January 1	7
Adult Supervisions Received	7
Adult Supervisions Disposed	8
Supervisions Pending December 31	8
Adult Supervision Method of Disposition	9
Felony Probation Dispositions – Method of Disposition	9
Misdemeanor Probation Dispositions – Method of Disposition	9
Felony Probation Dispositions	10
Misdemeanor Probation Dispositions	10
Felony Probation Dispositions	11
Misdemeanor Probation Dispositions	12
Adult Supervision Levels	13
2016 Felony Probation Supervision Levels	13
2016 Misdemeanor Probation Supervision Levels	13
Adult Supervisions as the Result of Substance Abuse Convictions	14
Felony Supervisions as the Result of Substance Abuse Convictions	14
Misdemeanor Supervisions as the Result of Substance Abuse Convictions	14
Presentence Investigations	15
Juvenile Probation	16
Juvenile Probation Referrals	16
2016 Juvenile Probation Referrals	16
Non-Status and Status Referrals Received	16
Disposition of 2016 Juvenile Referrals	17
Summary of Juvenile Referral Dispositions	17
Juvenile Probation Supervisions	18
2016 Juvenile Probation Supervisions	18
Total Supervisions Received/Disposed	18

Juvenile Probation Supervisions Received	19
Inter/Intrastate Supervisions Received	19
Juvenile Probation Supervisions Method of Disposition	20
2016 Method of Disposition	20
Completed Probation	20
Committed to DOC	21
Inter/Intrastate Transfer	21
Juvenile Supervision Levels	22
2016 Supervision Levels	22
Juvenile Supervisions as the Result of Substance Abuse Offenses	23
Juvenile Supervisions as the Result of Sex Offenses	23
Completed Predisposition (PDR) and Progress Reports for Juvenile Supervisions	24
Juvenile Law Services Report	25
Juvenile Delinquency (JD)	26
Juvenile Status (JS)	27
Juvenile Miscellaneous (JM)	28
2016 Juvenile Law Services Financial Report	29
Financial Information	29
Probation Personnel and Expenses	30
2016 Probation Personnel	30
10-Year Comparison of Probation Personnel	30
2016 Probation Personnel Expenses	30
Total All Probation Personnel Expenses	31
Average Chief Probation Officer Salary	31
Average Probation Officer Salary	31
Probation Restitution	32
Probation Restitution by Year	32
Adult Probation	33
Felony Supervisions Pending January 1, 2016	33
Felony Supervisions Received	40
Felony Supervisions Reopened	47
Felony Supervisions Total Dispositions	54
Felony Supervisions Types of Dispositions, Closed and Inactive Supervisions	61
Felony Supervisions Pending December 31, 2016	68
Felony Supervisions Status on Pending Supervisions	75
Probationer Supervision Risk Level Felony Cases Pending as of December 31, 2016	82
Felony Convicted of Substance or Sex Offense in 2016	89
Presentence Investigations Felony	96
Misdemeanor Supervisions Pending January 1, 2016	103
Misdemeanor Supervisions Received	113

Misdemeanor Supervisions Reopened	123
Misdemeanor Supervisions Total Dispositions	133
Misdemeanor Supervisions - Types of Dispositions, Closed and Inactive Supervisions	143
Misdemeanor Supervisions Pending December 31, 2016.....	153
Misdemeanor Supervisions Status on Pending Supervisions	164
Probationer Supervision Risk Level Misdemeanor Cases Pending December 31, 2016	173
Misdemeanor Convicted of Substance or Sex Offense in 2016	183
Presentence Investigations Misdemeanor	193
Juvenile Probation	203
Referrals Pending January 1, 2016	203
Referrals Received	210
Referrals Disposed	217
Referrals Methods of Disposition	224
Referrals Pending December 31, 2016	231
Supervisions Pending January 1, 2016	238
Supervisions Received	245
Supervisions Reopened	252
Supervisions Disposed	259
Supervisions - Methods of Disposition	266
Supervisions Pending December 31, 2016	273
Status on Pending Supervision	280
Probationer Supervision Risk Level Juvenile Cases Pending as of December 31, 2016	287
Juvenile Convicted of Substance or Sex Offense in 2016	294
Juvenile Completed Reports	301
Juvenile Law Services Report	308
Juvenile Delinquency Cases Filed in 2016	308
Juvenile Miscellaneous Cases Filed in 2016	341
Juvenile Status Cases Filed in 2016	374
Semi-Annual Juvenile Law Services Report Financial Information 2016	407
Other Probation Statistics	414
Probation Personnel Salaries 2016	414
Restitution 2016	485

INTRODUCTION

Administrative Rule 1(C) of the Indiana Rules of Court requires all probation departments to report to the Indiana Office of Court Services (IOCS) the information required by Indiana Code 11-13-1-4. IOCS compiles information from these individual reports and publishes the annual Indiana Probation Report. For 2016, the report incorporates the summary and the individual court and county statistics in one volume. The report represents workload data and an overview of funds expended on probation services in Indiana. Also, included within the Probation Report is the Juvenile Law Services Report which provides demographic and financial information related to juvenile law services provided to delinquent children as required by Indiana Code 31-31-10-2.

The report provides, in graphic format, a statewide view of the workload of Indiana's probation departments, information about probation personnel expenses, and restitution collected over a ten-year period. In 2012, the juvenile demographic statistics reported per the guidelines established by the Federal Office of Management and Budget were expanded. As a result, this expansion included additional age, race and totals by ethnicity. Thus, the section on demographics will not have a 10-year comparison as in past years. The Probation Report also provides detailed information for 2016 broken down by individual department and county.

The Organization and Structure of Probation Services in Indiana

Probation services in Indiana fall within the jurisdiction of the judiciary; the probationer remains under court jurisdiction until the term of probation is complete. Probation officers are trial court employees and are subject to the appointment and supervisory power of the courts they serve. By contrast, parole services are provided by the Department of Correction, an executive branch agency.

The Judicial Conference of Indiana (Conference), chaired by the Chief Justice, sets guidelines and standards for qualification, provides training, administers licensing tests, and certifies probation officers. By statute, the Conference is also authorized to set minimum compensation schedules for probation officers.

In addition, the Conference sets certain policies such as risk assessment requirements for probationers. Probation Departments use the Indiana Youth Assessment System (IYAS) for juveniles and the Indiana Risk Assessment System (IRAS) for adults. These assessments are used to assist with case plans for individual probationers.

The Conference also administers the Interstate Compact for the transfer of supervision of adult and juvenile probationers in and out of Indiana and serves as the intermediary for the return of juvenile runaways, absconders, and escapees. In

2016, 1,339 probationers transferred into Indiana and 1,372 probationers transferred out of Indiana under the Interstate Compact.

Home Detention

Since 1988, Indiana Code 35-38-2.5 has authorized Indiana trial courts to order home detention as a condition of probation for criminal offenders. A trial court may order the supervision of an offender's home detention be conducted by the probation department for the court or a community corrections program. The statute requires that orders for home detention require the offender to pay a Home Detention Fee. As of January 1, 2016, 15 probation departments were supervising adult and juvenile probationers through home detention, either with or without electronic monitoring. These departments collected \$1,353,418 in Home Detention User fees between October 1, 2015 and September 30, 2016. These fees are charged in addition to probation user fees. Community Correction agencies collected \$8,474,957 from individuals being electronically monitored on home detention.

Home detention supervisions are counted as "Other" supervisions for purposes of this report and are included in the aggregate supervisions reflected in this volume. A detailed report on Indiana's home detention program is available from the Indiana Courts Website at courts.in.gov.

Funding of Probation Services

As with other trial court operations, local county revenues, derived primarily through property taxes, fund probation services. Depending on the size of the county and budget, many courts include the court's probation functions within the operations budget of the court itself. In the more populous counties where the probation offices are quite sizable, the probation office prepares a separate budget for the local funding authority. Counties that have established and maintain juvenile detention facilities reflect this substantial expenditure as a probation expense.

Probation User Fees, adult and juvenile, provide another significant funding source for probation services. The user fees are paid by probationers as part of the conditions of probation and may be used by the courts to provide probation services. Because many counties do not have a separate probation budget, non-personnel expenditures are absorbed within the court's expenditures, making it impossible to derive a complete picture of all probation-related expenditures. This report does include probation personnel positions, a range of compensation, and other probation expenditures as the probation departments have reported.

Probation officers and staffs constitute the largest segment of trial court personnel in Indiana. During 2016, approximately 1,418 professional probation officers and approximately 593 other employees provided probation services throughout Indiana.

Summary of 2016 Caseload Data

The probation caseload information presented in this report was reported to the IOCS on a quarterly basis. It reflects the number of adult and juvenile supervisions pending at the beginning and end of the calendar year, the number of supervisions and referrals received, and the number of supervisions and referrals closed during the reporting year.

Beginning in 1996, Indiana's probation departments began mandatory use of a probation classification and workload measures system. Probationers are assigned to supervision based on the relative risk of committing a new offense while on probation. The statistical information reflects the supervision levels of probationers on supervision as of December 31, 2016.

The report also reflects information about how the supervision was terminated. The juvenile data provides information on the total number of juvenile referrals, preliminary inquiries, and predisposition reports, as well as the juvenile supervisions.

In 2016, there was an overall decrease of 1.0 percent in the number of new probation supervisions. New juvenile supervisions were down 1,191, a decrease of 9.7 percent, and new misdemeanor supervisions were down 1,295, a decrease of 2.8 percent. Although juvenile and misdemeanor supervisions decreased, felony supervisions increased by 1,654 or 5.8 percent. In the adult felony category, 30,192 persons were placed on probation during the reporting year, a number that could have resulted in an increased inmate population in the Department of Correction absent the probation system.

Along with the decline in the number of new supervisions received in 2016, the total number of supervisions pending at the end of the year also declined from 2015. At the end of 2016, Indiana probation departments were supervising 122,857 adults and juveniles, a decrease of 3.5 percent from the previous year.

Summary of 2016 Fiscal Data

The 2016 data indicates county trial courts spent \$94,041,886 on the salaries of probation officers and probation office staff. The salary expenditure by the city and town court probation departments was an additional \$1,927,524. This represents approximately 32.4 percent of all expenditures on the operation of the courts. This amount, however, was partially offset by the collection of Adult and Juvenile Probation User Fees. In 2016, \$13,623,979 was collected statewide in Adult Probation User Fees and \$463,985 in juvenile user fees, for a total of \$14,087,964.

Many probationers are ordered to pay restitution as a condition of probation. These funds are collected and distributed to the appropriate recipient by the clerk's office or the probation department. In 2016, probationers paid a total of \$6,544,240 in restitution for distribution to aggrieved parties.

The information compiled in this report would not be possible without the cooperation and contribution of Indiana's probation officers and their staff.

Probation Report Definitions

The following definitions will be used throughout the 2016 Indiana Probation Report.

Absconded - Persons who have left the jurisdiction of the court without proper authorization and whose whereabouts are currently unknown.

CHINS (Child in Need of Services) - Cases in which a child is alleged to be “in need of services” because the child's physical or mental condition is seriously impaired or endangered due to the inability, refusal, or neglect of the child's parent, guardian, or custodian to supply the child with necessary food, clothing, shelter, medical care, education, or supervision (Indiana Code 31-34-1-1).

Delinquent or Non-Status Delinquent - A child who has allegedly committed an offense prior to attaining 18 years of age that would be considered an offense if committed by an adult (Indiana Code 31-37-1-2).

Interstate Received - Persons accepted under supervision from other states, through the Interstate Compact.

Intrastate Received - Persons accepted under supervision from other counties in Indiana.

Post-Sentence Supervisions - Persons ordered under supervision after conviction and sentencing. Generally, Post-Sentence supervisions represent convictions where the entire sentence is suspended in favor of probation only.

Predispositional Report (PDR) - Upon a finding by a court that a child is a delinquent child, Indiana Code 31-37-17-1 requires a

probation officer or caseworker to complete a predispositional report. Predispositional reports contain (1) a statement of the needs of the child for care, treatment, rehabilitation, or placement; and (2) a recommendation for the care, treatment, rehabilitation, or placement of the child.

Pre-Sentence Investigation (PSI) – Except as provided in subsection (c) of Indiana Code 35-38-1-8, a defendant convicted of a felony may not be sentenced before a written presentence report is prepared by a probation officer. Pre-Sentence Investigations contain information regarding the commission of the offense, the defendant’s criminal, social, employment, family, economic, education, and personal histories. The pre-sentence investigation also includes information regarding the victims of the offense.

Referral - A probation department includes in the referral category any allegation of juvenile misconduct, whether it stems from the police, parents, school, commercial businesses, or other adults. Examples of referrals include police reports of juvenile misconduct, complaints of incorrigibility by a parent, reports from a school as to truancy, or allegations by a neighbor regarding misconduct.

Split-Sentence Supervisions - Persons ordered under supervision after commitment to the Department of Correction for a period of time, or commitment to a local facility. These cases are not counted until the convicted person is released from the institution and is being supervised by the probation department. The category includes any sentence that is a combination of confinement and probation and almost always involves felony convictions rather than misdemeanors, although some misdemeanor convictions will result in split

sentences. The key to this category is that the sentence involves a period of commitment in a secure facility, to be followed by probation.

Status Delinquent - A juvenile who is charged with committing an act that would not be considered a crime if committed by an adult, such as truancy, incorrigibility, violations of curfew, and violations of Indiana Code 7.1-5-7 (minors and alcoholic beverages) (Indiana Code 31-37-2-2 – Indiana Code 31-37-2-7).

Supervision in Lieu of Prosecution - Persons ordered under supervision as an alternative to

prosecution. If a court determines that probation is a better alternative rather than actual prosecution for a crime (generally misdemeanors), including some sort of court-ordered treatment, the probation department will report the supervision in this category. There must be a court order before any supervision is reported in this category. Indiana Code 12-23-5-1 permits this type of supervision when the court “takes judicial notice of the fact that proper early intervention, medical, advisory or rehabilitative treatment of the defendant is likely to decrease the defendant’s tendency to engage in antisocial behavior.”

Probation Abbreviations

	Abbreviation	Term
Probation – Adult Felony and Misdemeanor	Absconded	Absconded and/or Warrant Active
	Drug	Drug Court Supervision
	In Lieu of Prosecution	Supervision in Lieu of Prosecution
	Inter-State	Inter-State Accepted (from another state)
	Intra-State	Intra-State Accepted (from another county in Indiana)
	Other	Other
	Post	Post-Sentence Supervision
	Pre	Pre-Trial Supervision
	Probation Completed	Discharged
	Revoke New Offense	Revoked Because of New Offense
	Revoke New Violation	Revoked Because of New Violation
	Split	Split Sentence Supervision
	Withheld	Judgment Withheld

Probation – Juvenile Referral	Another Agency	Preliminary Inquiry With Recommendation to Refer to Another Agency or County
	Dismiss	Preliminary Inquiry With Recommendation to Dismiss
	File Petition	Preliminary Inquiry With Recommendation to File Petition
	Informal Adjustment	Preliminary Inquiry With Recommendation for Informal Adjustment
	Non-Status Delinq	Non-Status Delinquent
	Other (Incoming)	Other Referrals, primarily Child in Need of Services
	Other (Method of Disposition)	Other Disposition of Referral
	Status Delinq	Status Delinquent
	Waiver	Preliminary Inquiry With Recommendation for Waiver

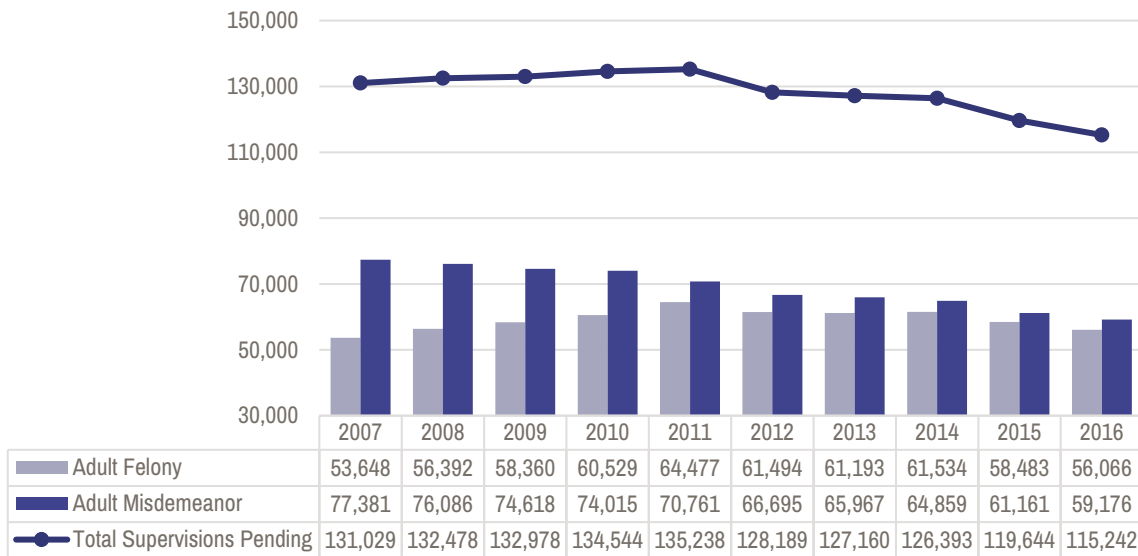
Probation – Juvenile Supervisions	Absconded	Absconded
	Cmpltd Probtn	Discharged (Closed Supervision)
	DOC New Offense	Modified & Committed to Correctional Facility (DOC) (New Offense)
	DOC Technical Violation	Modified & Committed to Correctional Facility (DOC) (Technical Violation)
	In-State New Off	Modified and Placed in an In-State Residential Facility (New Offense)
	In-State Tech Viol	Modified and Placed in an In-State Residential Facility (Technical Violation)
	Inter-State	Inter-State (from or to another state)
	Intra-State	Intra-State (from or to another county in Indiana)
	New Offense	Removed from Supervision Because of New Offense
	Non-St Delinq	Post Adjudication or Informal Adjustment Non-Status Delinquent
	Other (Incoming)	Other Supervisions Received
	Other Closed	Other Closed Supervisions
	Out-State New Off	Modified and Placed in an Out-of-State Facility (New Offense)
	Out-State Tech Viol	Modified and Placed in an Out-of-State Facility (Technical Violation)
	Stand Sup	Standard Supervision
	Status Delinq	Post Adjudication or Informal Adjustment Status Delinquent
Trans Progrm	Placed in Community Transition Program (Actively Providing Services)	

ADULT PROBATION

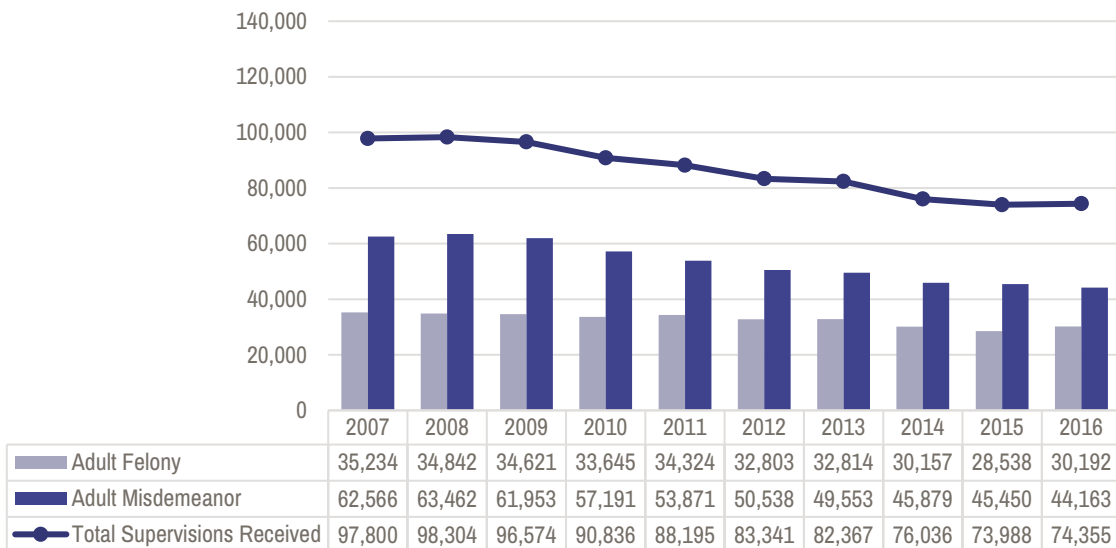
Adult Probation Supervisions

(2007-2016)

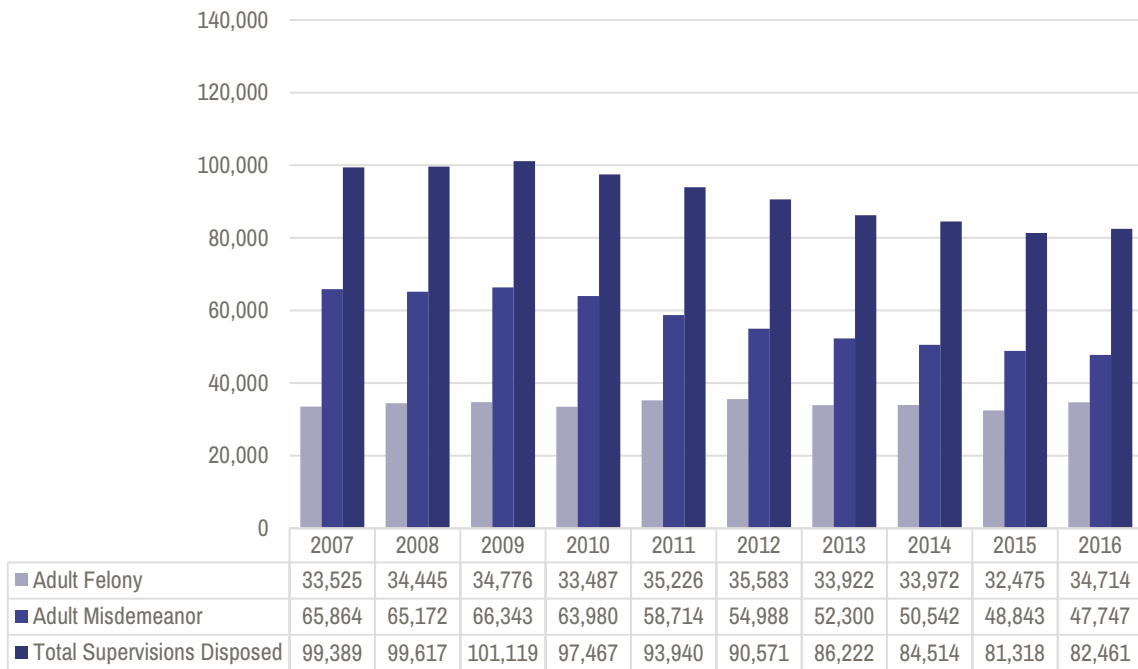
Supervisions Pending January 1



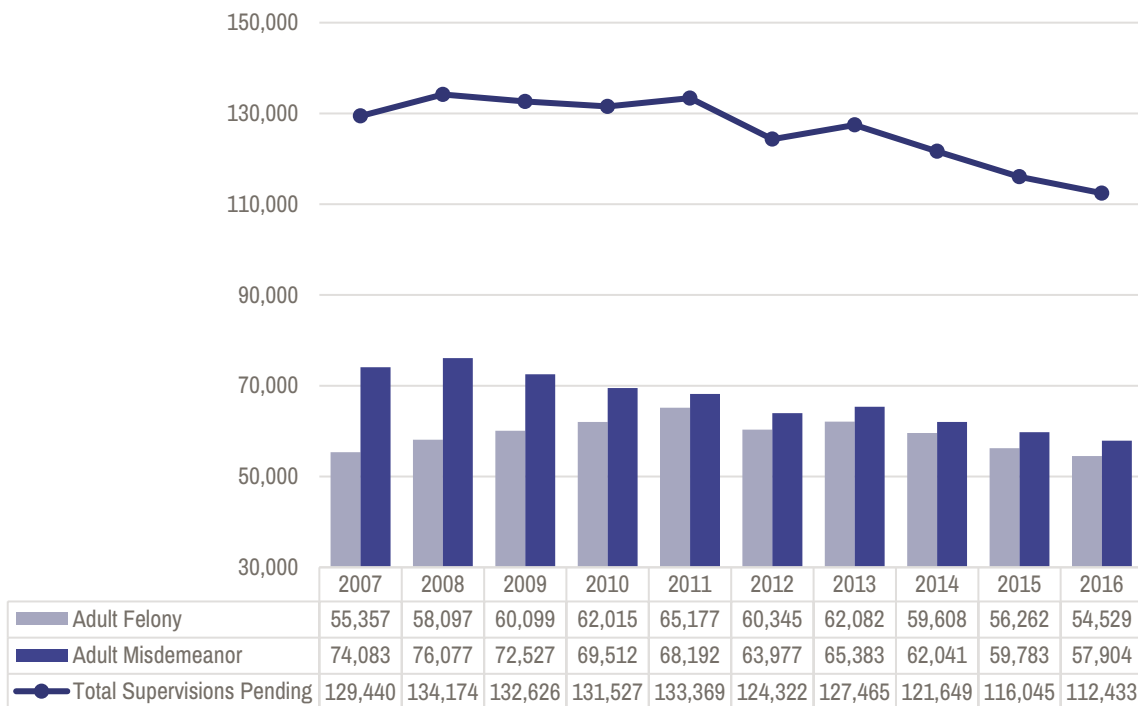
Adult Supervisions Received



Adult Supervisions Disposed



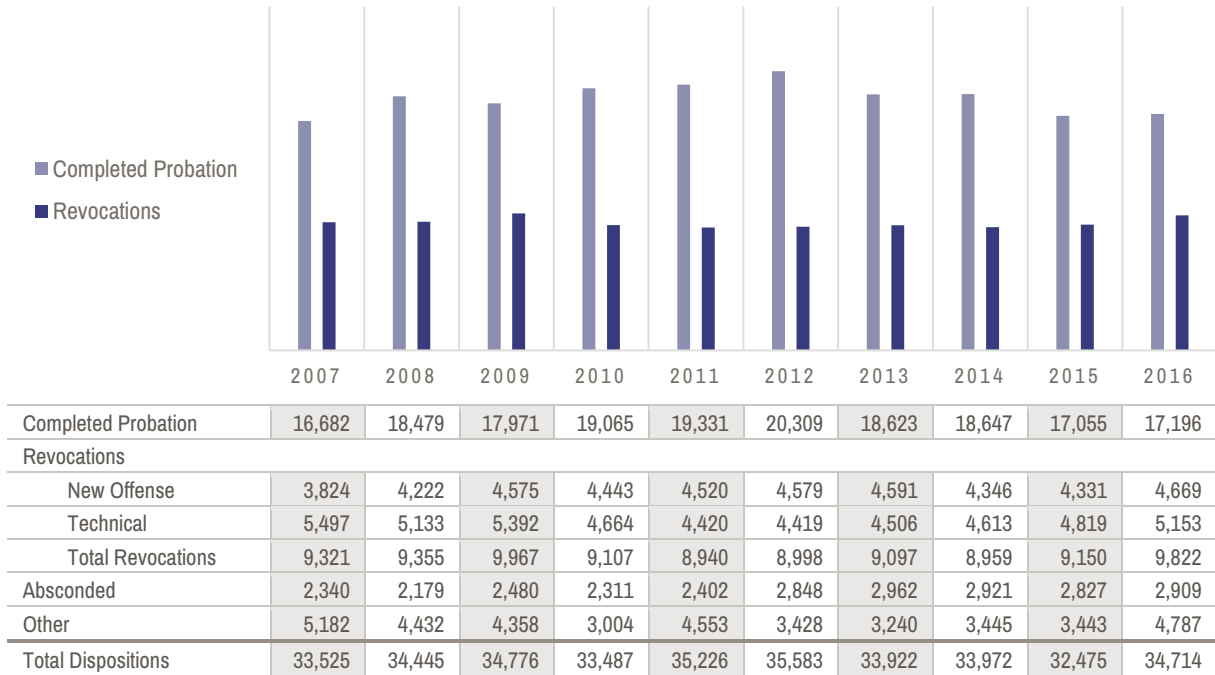
Supervisions Pending December 31



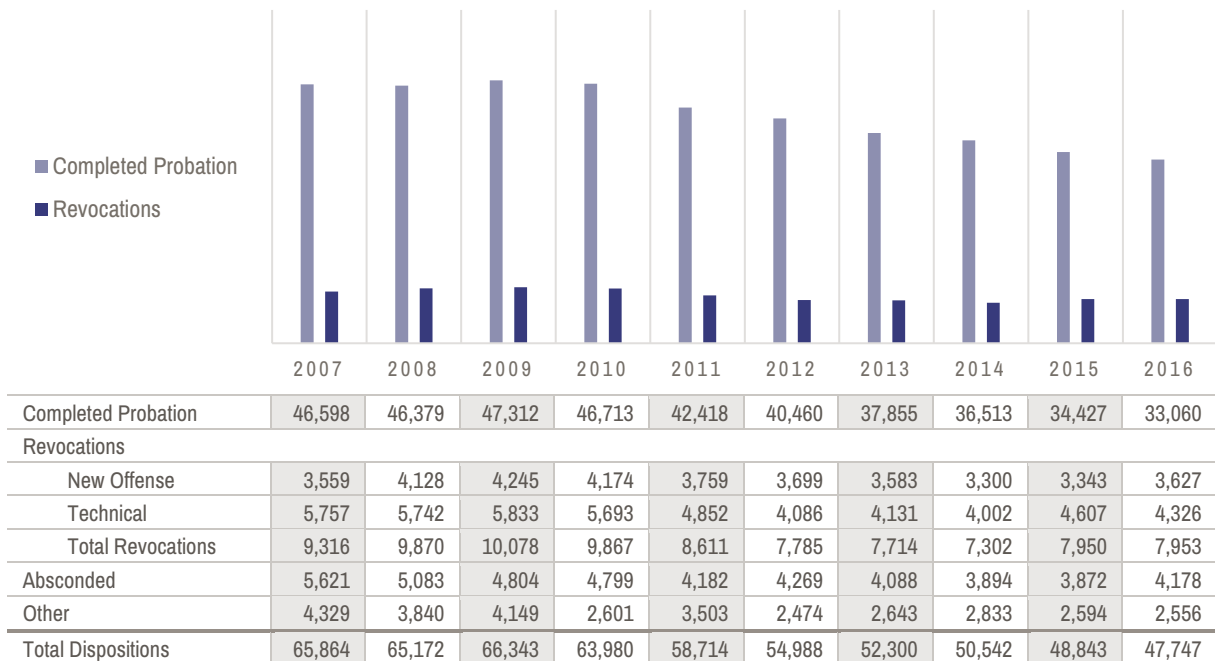
Adult Supervision Method of Disposition

(2007-2016)

Felony Probation Dispositions – Method of Disposition

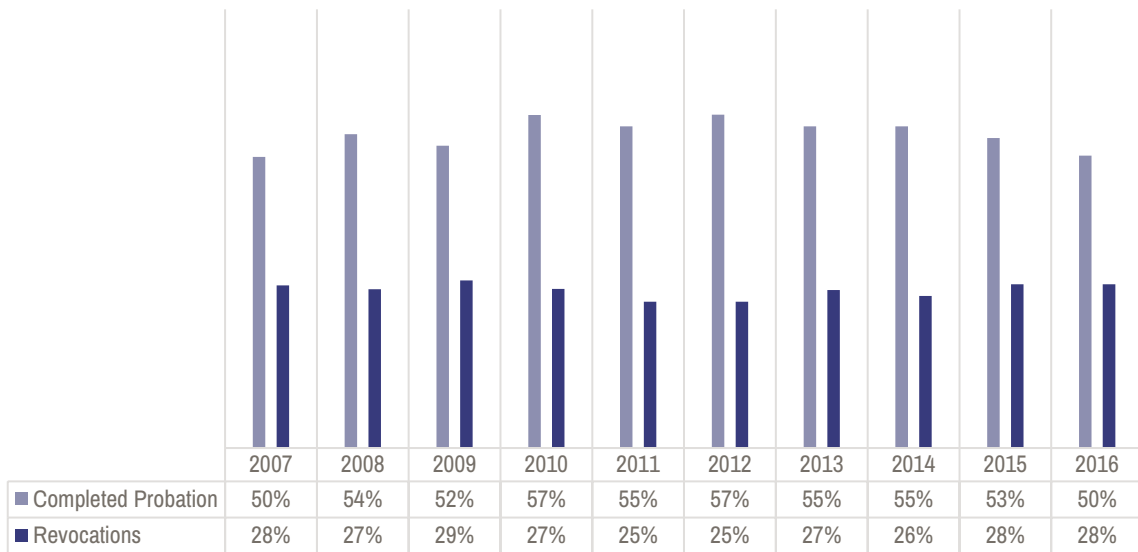


Misdemeanor Probation Dispositions – Method of Disposition



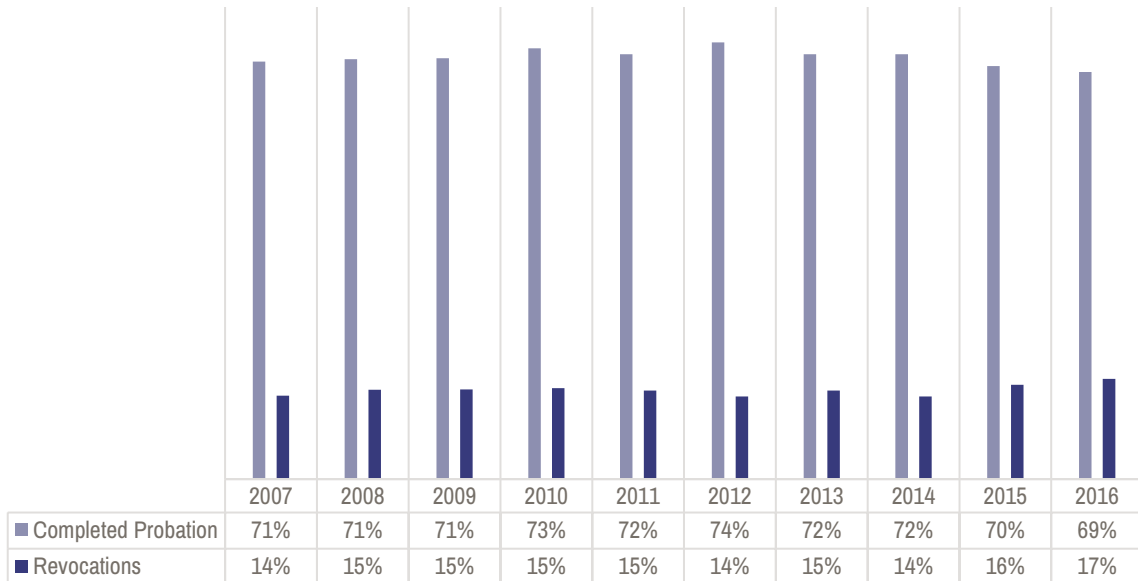
Felony Probation Dispositions

Probation Completed and Probation Revocations as a Percentage of Total Dispositions



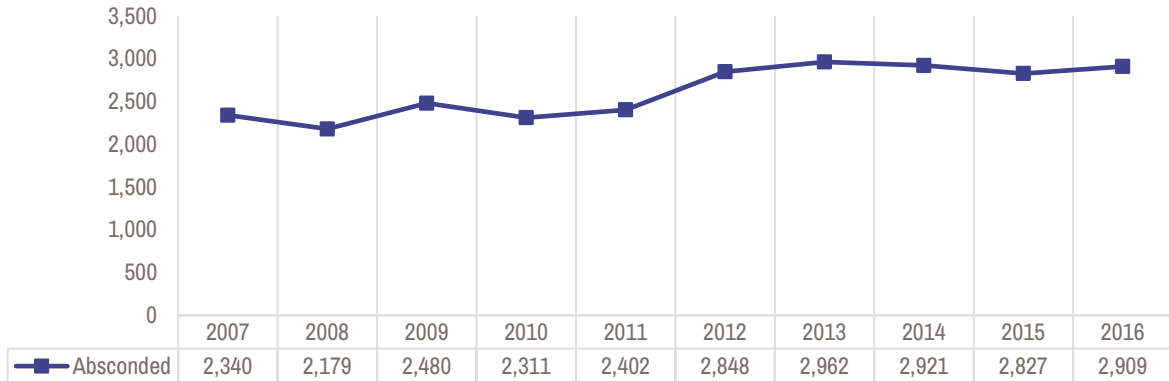
Misdemeanor Probation Dispositions

Probation Completed and Probation Revocations as a Percentage of Total Dispositions



Felony Probation Dispositions

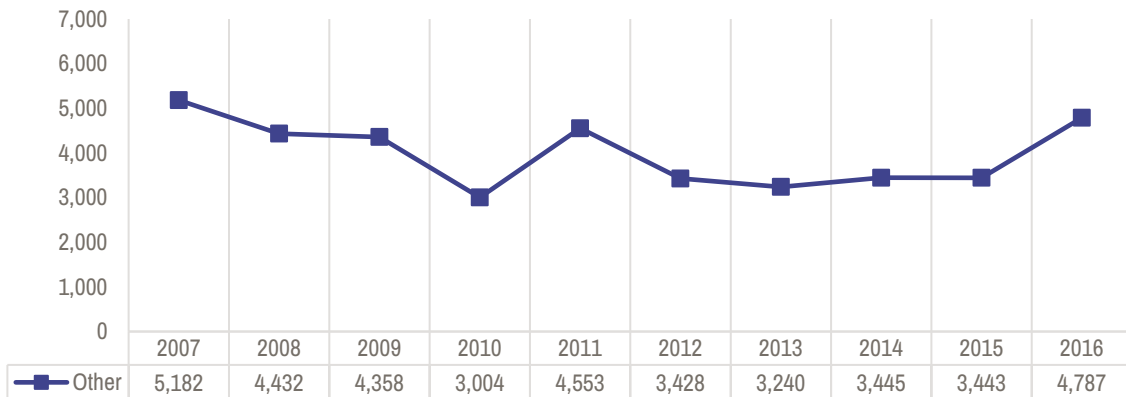
Supervisions Disposed by Absconding*



*Persons who have left the jurisdiction of the court without proper authorization and whose whereabouts are currently unknown.

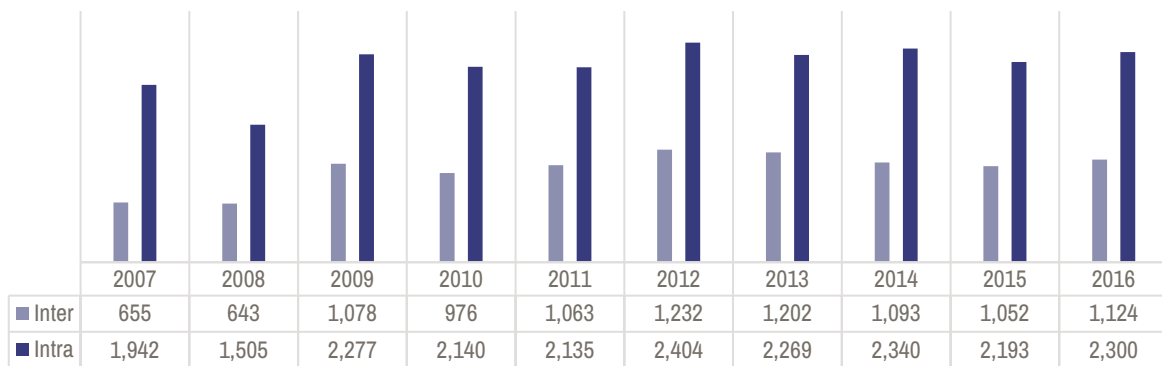
Felony Probation Dispositions

Supervisions Disposed by Other-Home Detention



Felony Probation Dispositions

Supervisions Disposed by Inter/Intra State Transfer



Misdemeanor Probation Dispositions

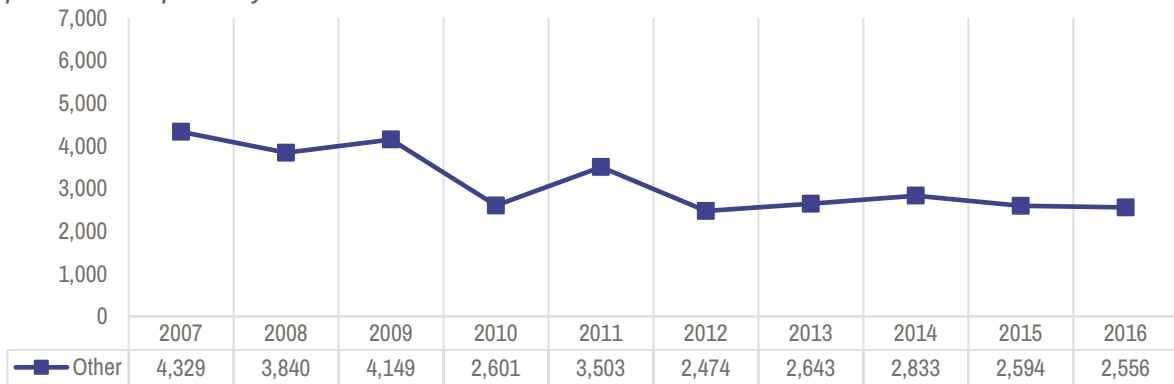
*Supervisions Disposed by Absconding**



*Persons who have left the jurisdiction of the court without proper authorization and whose whereabouts are currently unknown.

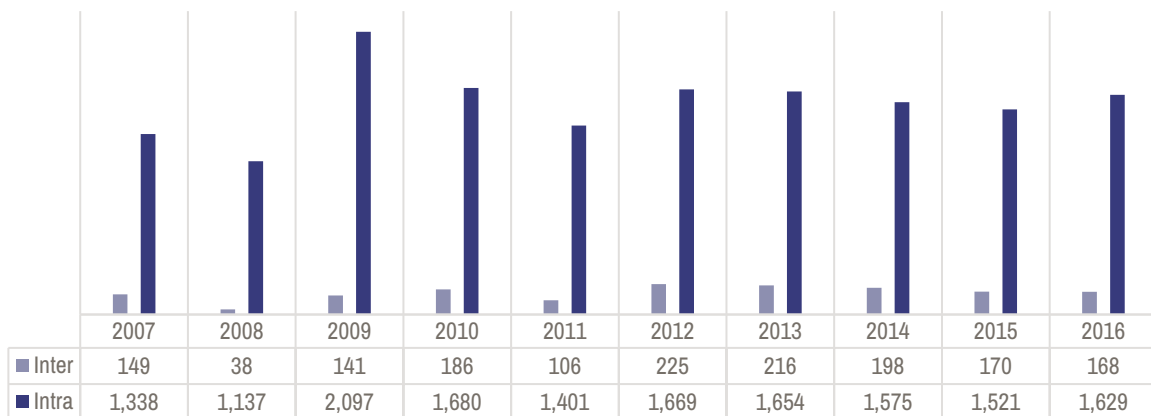
Misdemeanor Probation Dispositions

Supervisions Disposed by Other-Home Detention



Misdemeanor Probation Dispositions

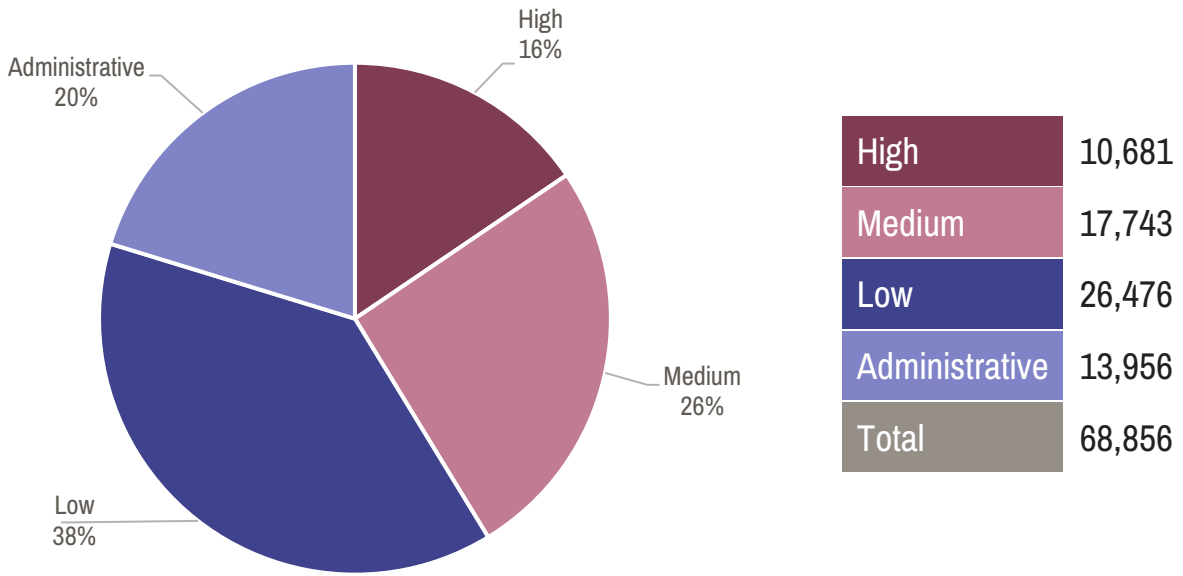
Supervisions Disposed by Inter/Intra State Transfer



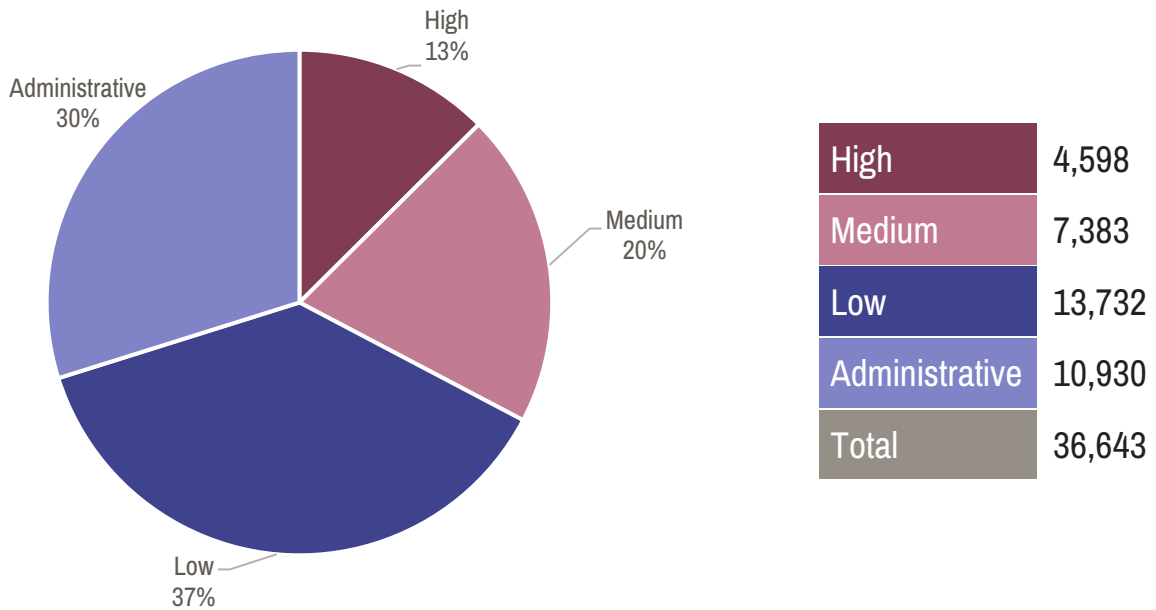
Adult Supervision Levels

Probationers are assigned to supervision as high, medium or low based on the relative risk of committing a new offense while on probation. Administrative is a category used for those not classified.

2016 Felony Probation Supervision Levels



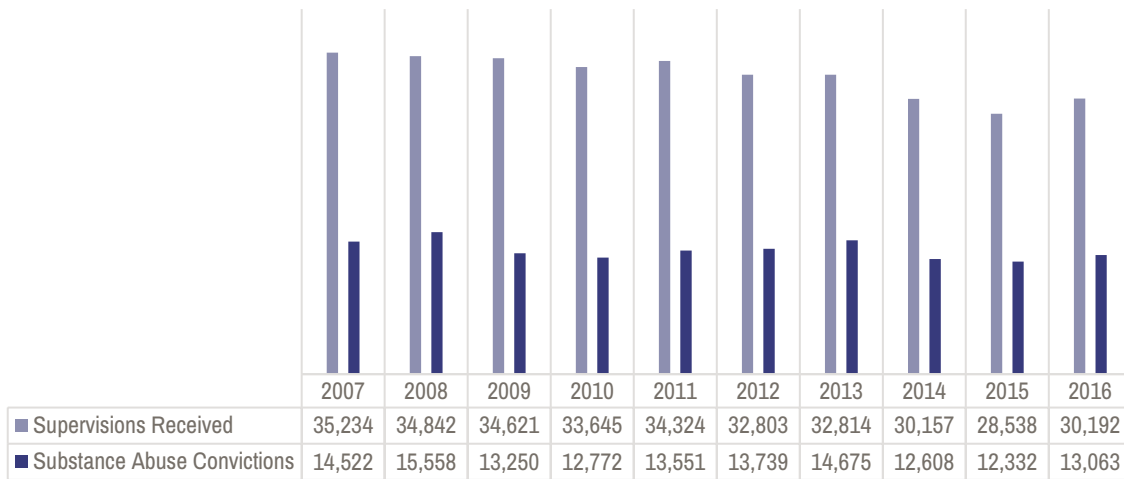
2016 Misdemeanor Probation Supervision Levels



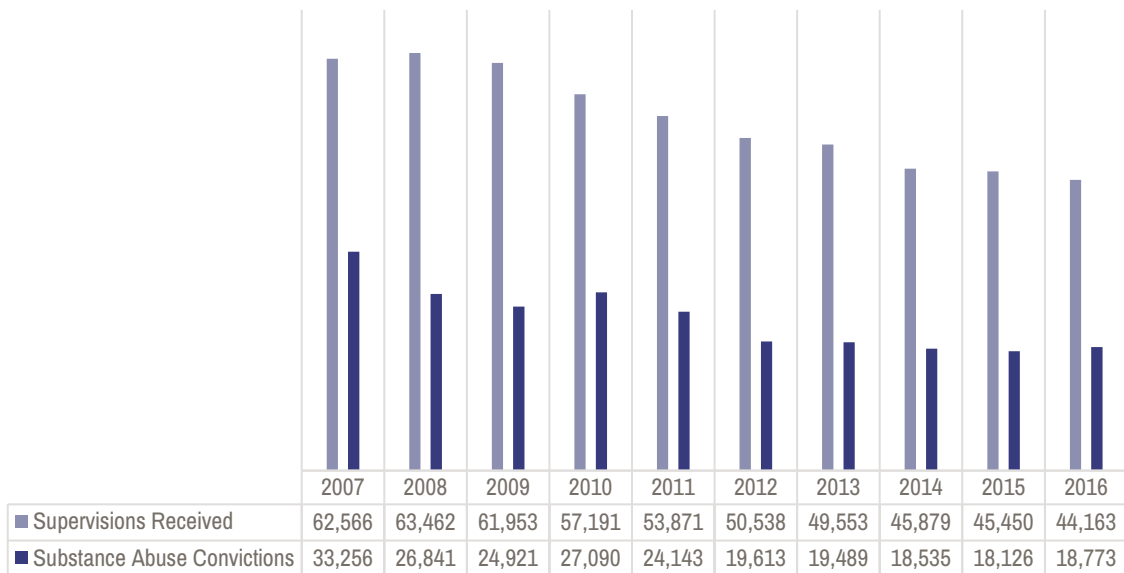
Adult Supervisions as the Result of Substance Abuse Convictions

(2007-2016)

Felony Supervisions as the Result of Substance Abuse Convictions

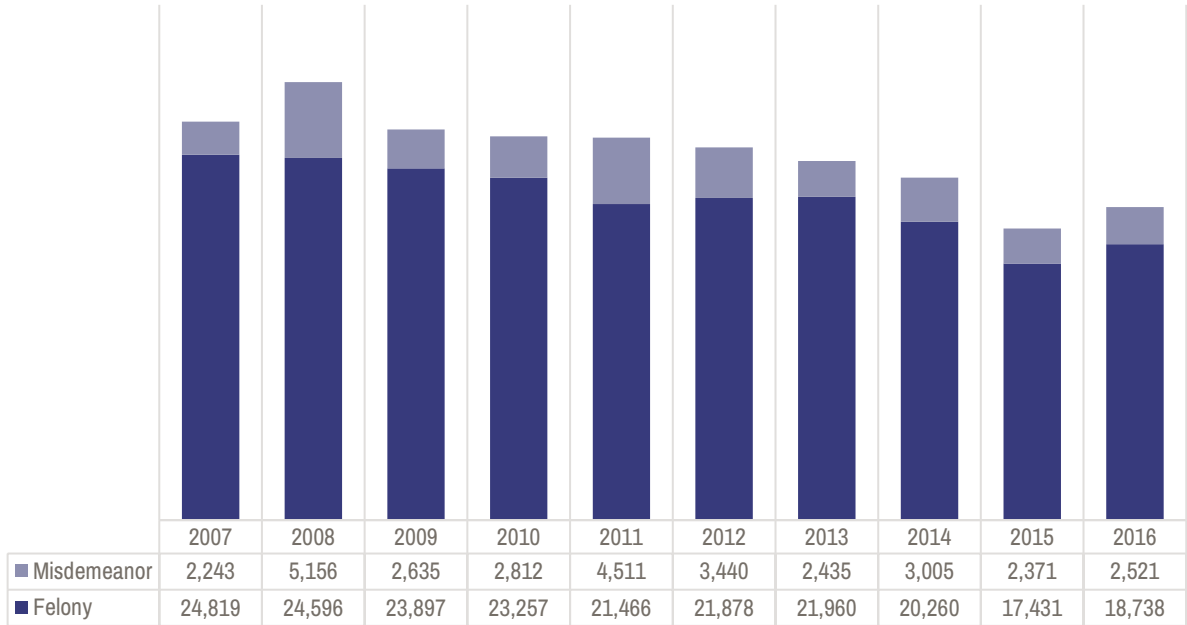


Misdemeanor Supervisions as the Result of Substance Abuse Convictions



Presentence Investigations

(2007-2016)



JUVENILE PROBATION

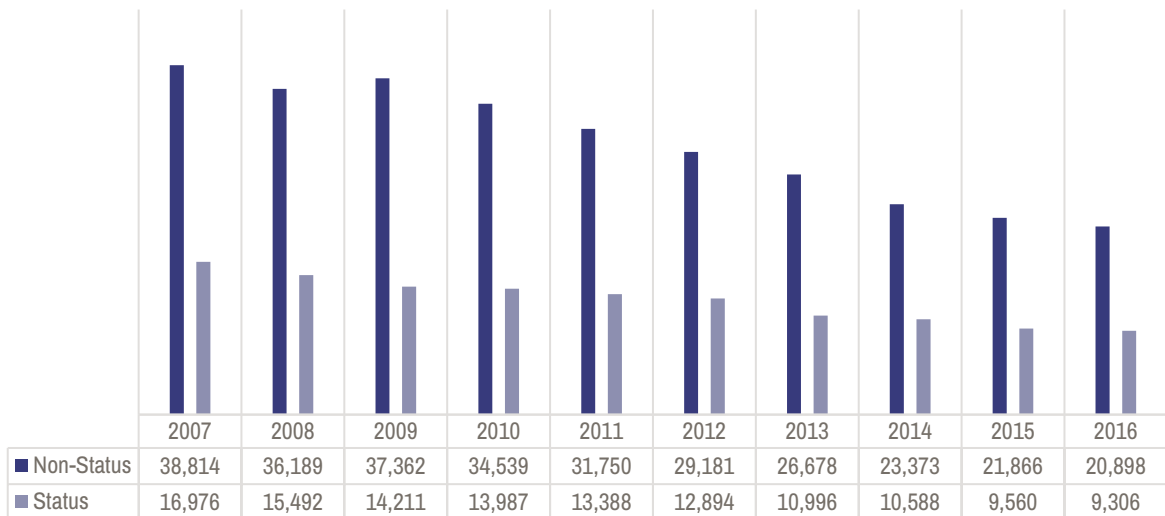
Juvenile Probation Referrals

(2007-2016)

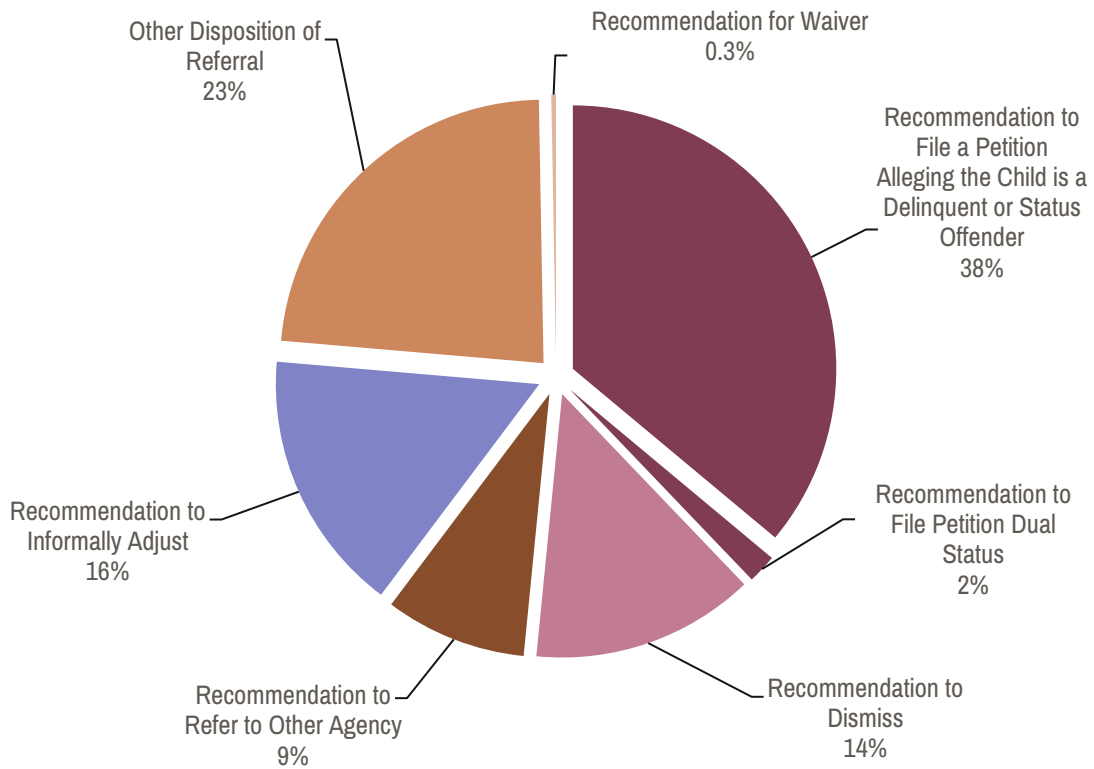
2016 Juvenile Probation Referrals

	Pending 1/1/16	Referrals Received	Referrals Disposed	Pending 12/31/16
Non-Status Delinquent	5,251	20,898	20,803	5,346
Status Delinquent	2,933	9,306	9,236	3,003
Other	19	109	104	24
Total	8,203	30,313	30,143	8,373

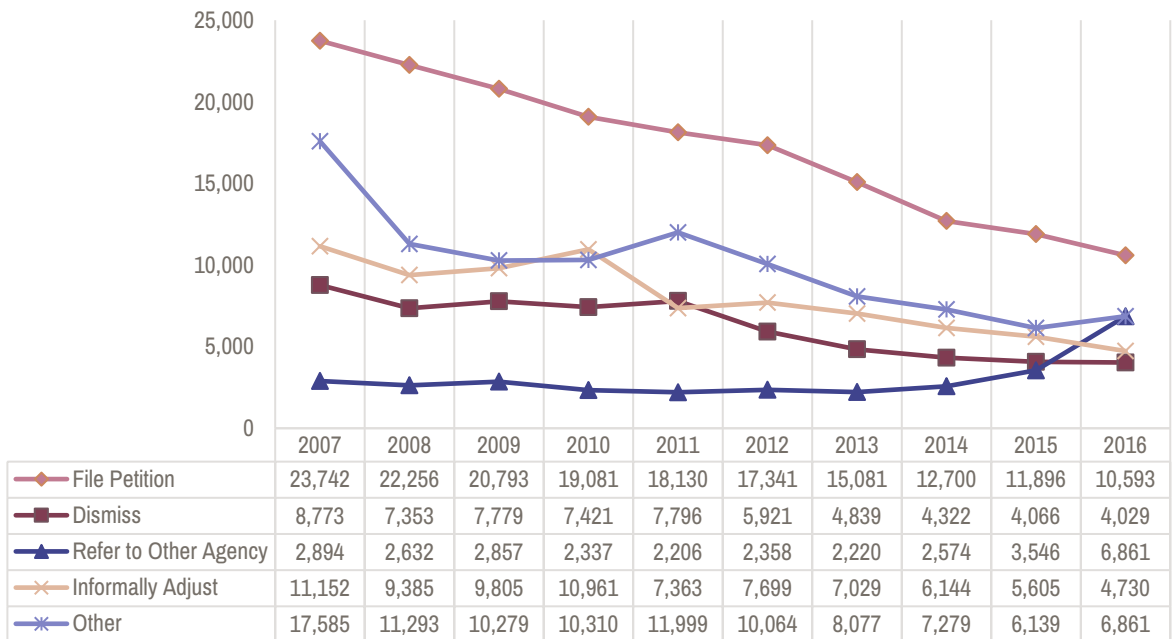
Non-Status and Status Referrals Received



Disposition of 2016 Juvenile Referrals



Summary of Juvenile Referral Dispositions



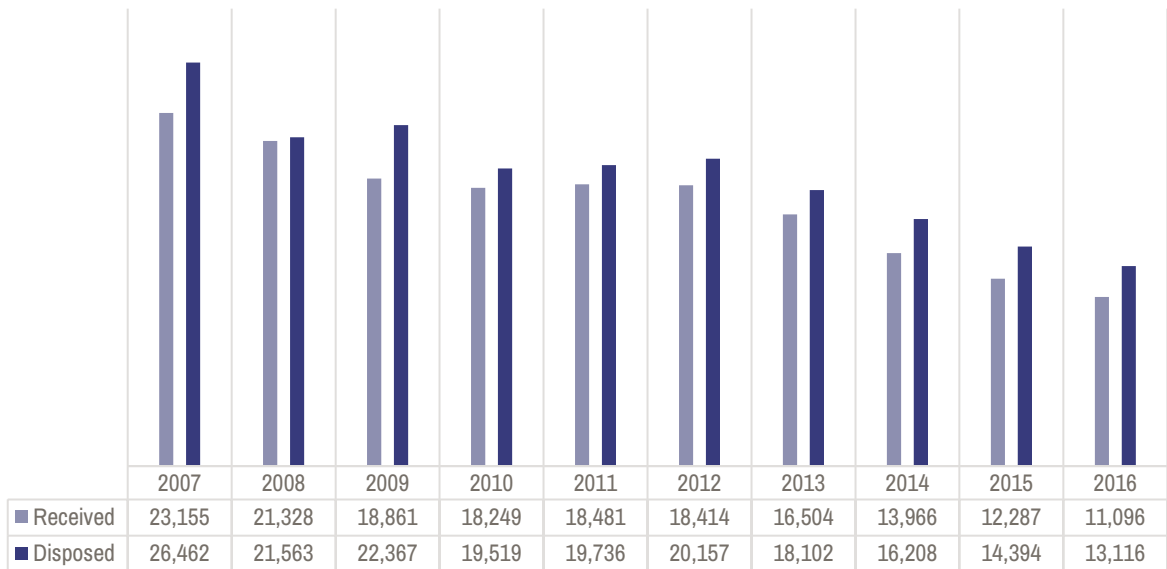
Juvenile Probation Supervisions

(2007-2016)

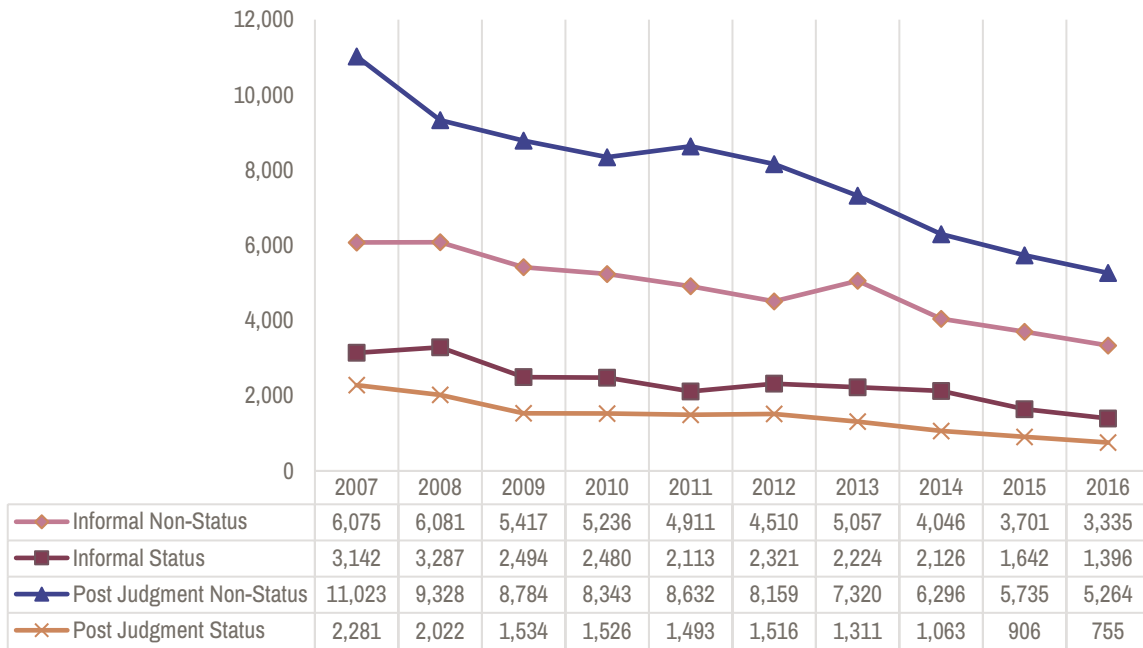
2016 Juvenile Probation Supervisions

	Pending 1/1/16	Received	Reopened	Disposed	Pending 12/31/16
Informal Supervision					
Non-Status Delinquent	1,980	2,335	41	3,559	1,797
Status Delinquent	836	1,396	3	1,524	711
Post-Adjudication Supervision					
Non-Status Delinquent	6,986	5,264	1,096	6,747	6,599
Status Delinquent	1,104	755	38	945	952
Other Supervisions					
Intra-State Accepted	108	138	20	145	121
Inter-State Accepted	90	71	8	80	89
Other	149	137	0	116	170
Total Supervisions					
Total	11,253	11,096	1,206	13,116	10,439

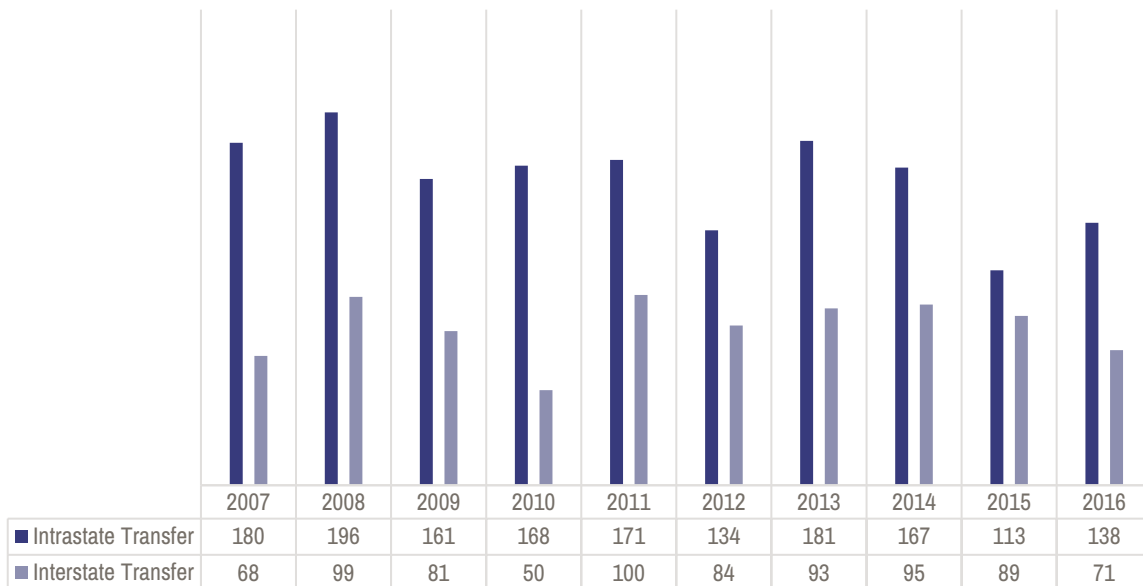
Total Supervisions Received/Disposed



Juvenile Probation Supervisions Received



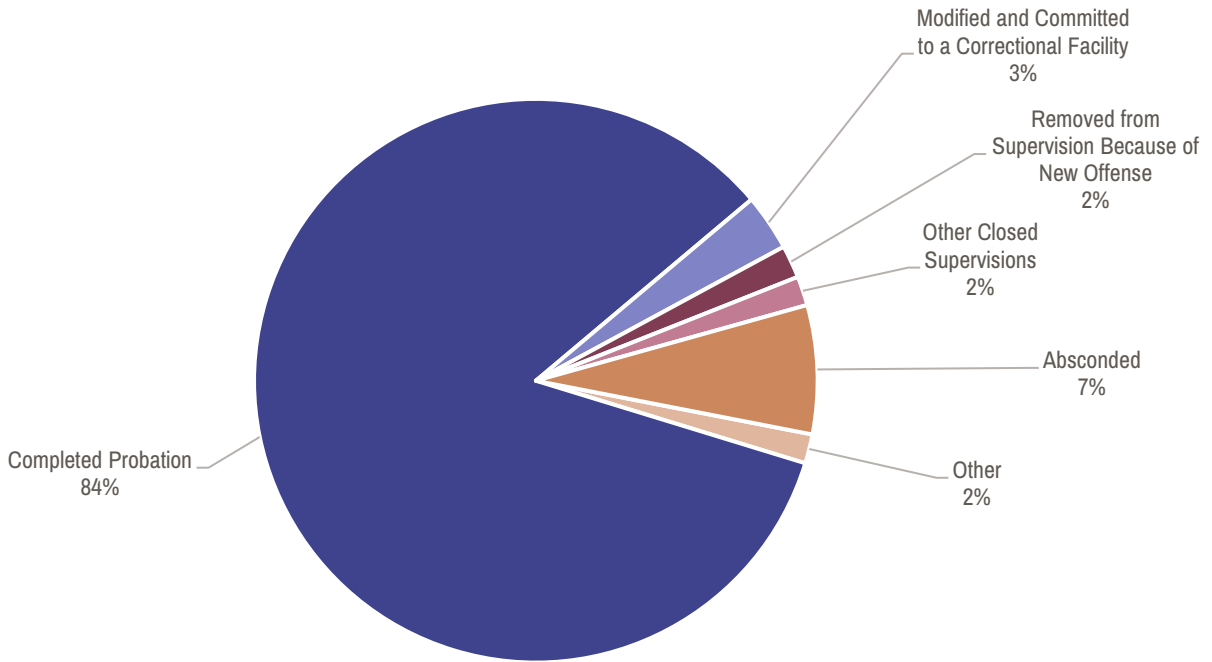
Inter/Intrastate Supervisions Received



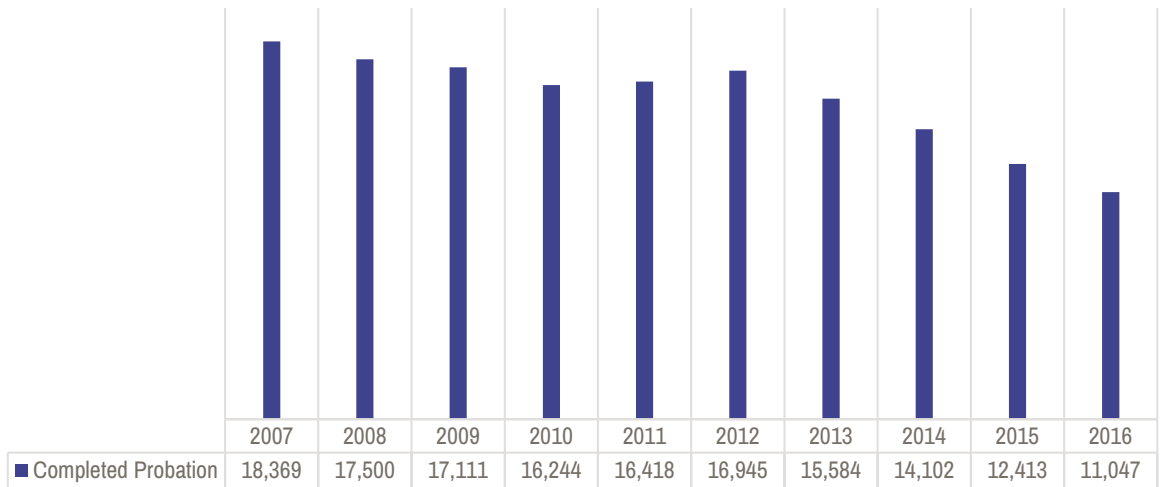
Juvenile Probation Supervisions Method of Disposition

(2007-2016)

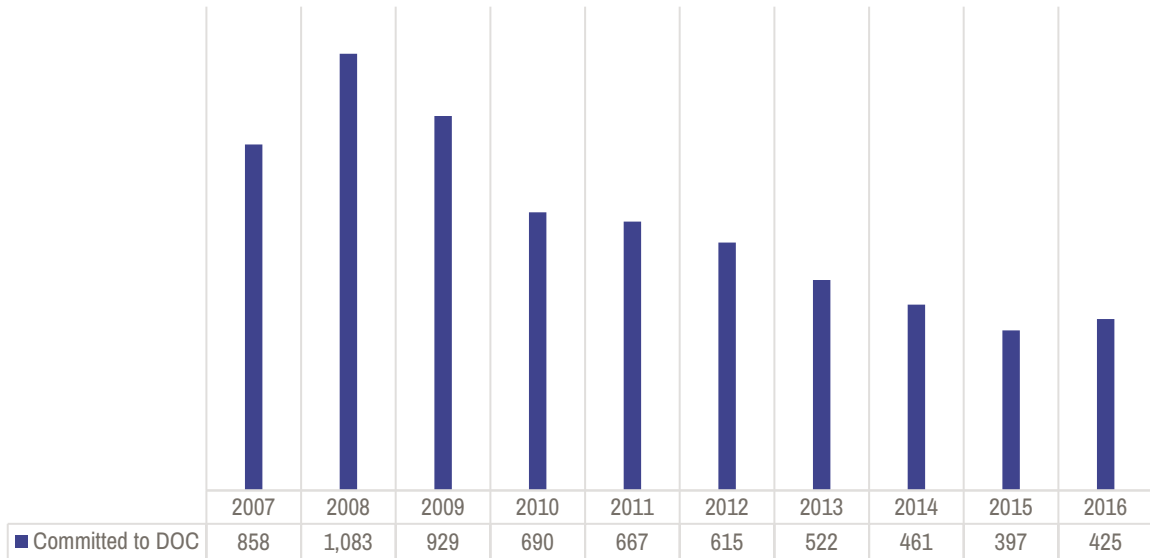
2016 Method of Disposition



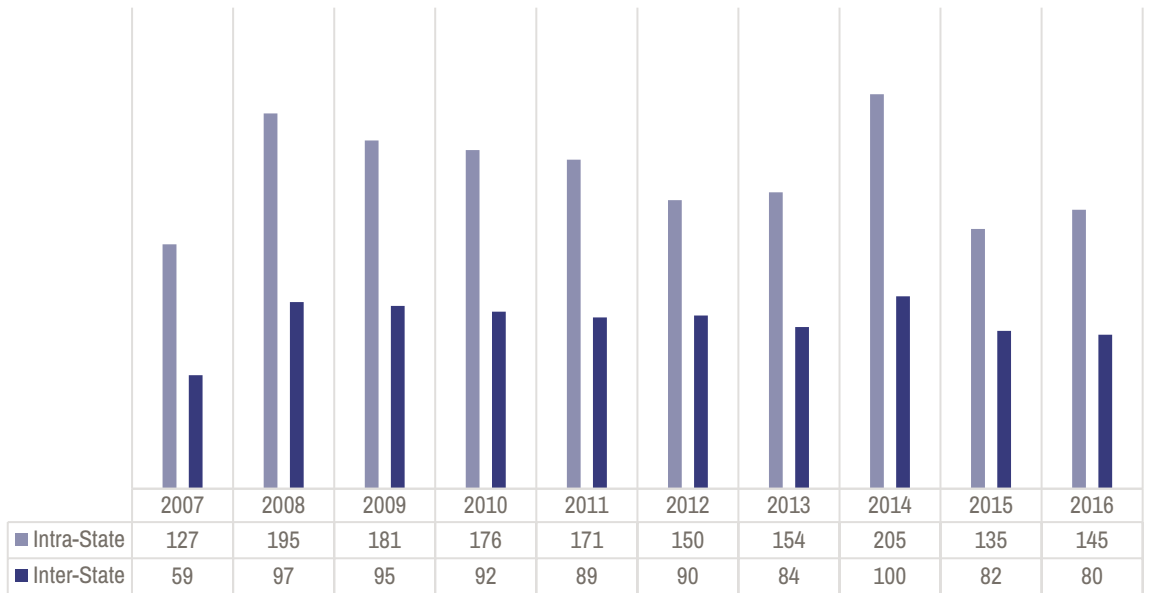
Completed Probation



Committed to DOC



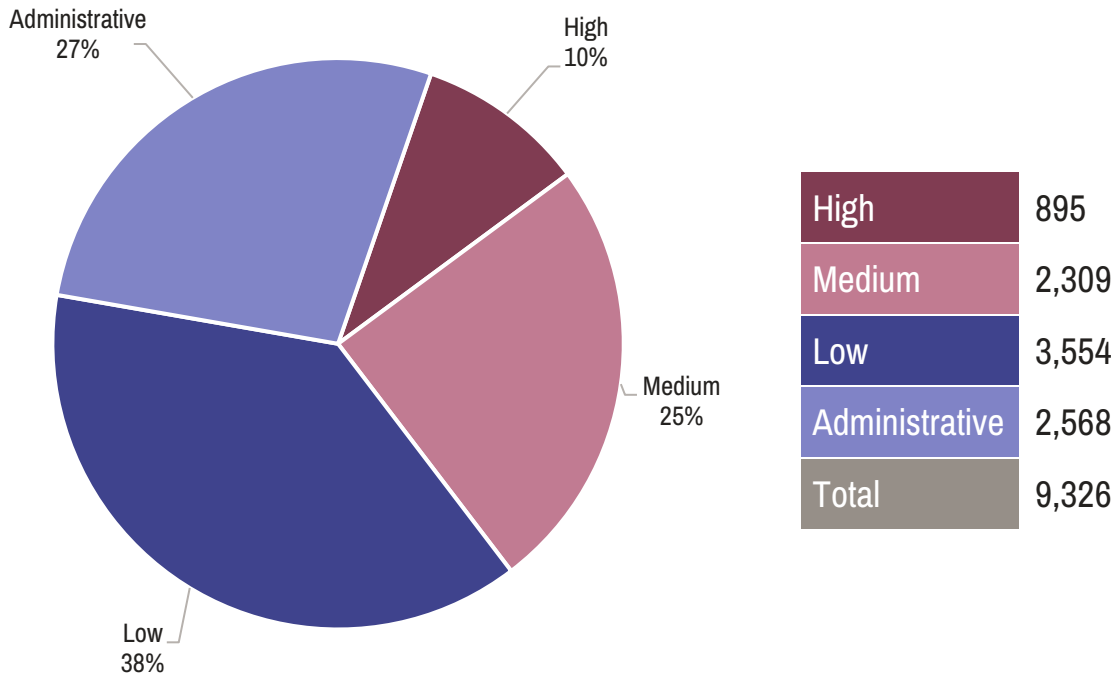
Inter/Intrastate Transfer



Juvenile Supervision Levels

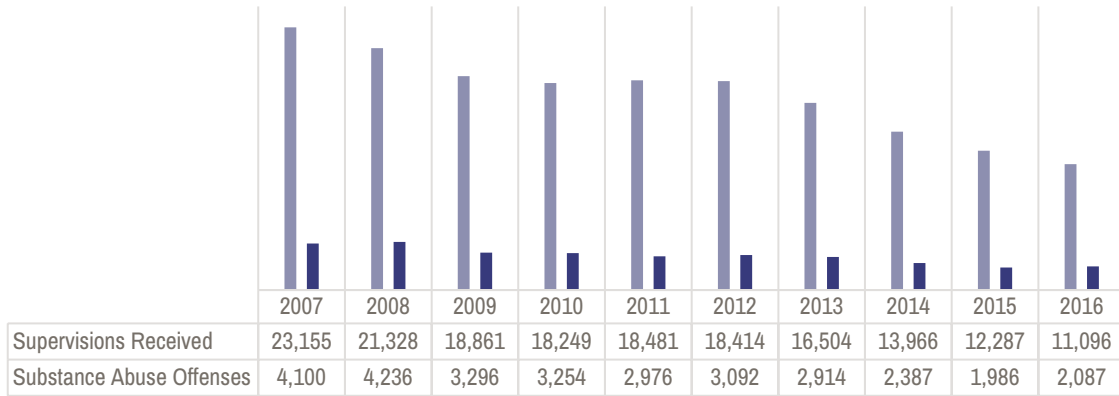
Probationers are assigned to supervision as high, medium or low based on the relative risk of committing a new offense while on probation. Administrative is a category used for those not classified.

2016 Supervision Levels



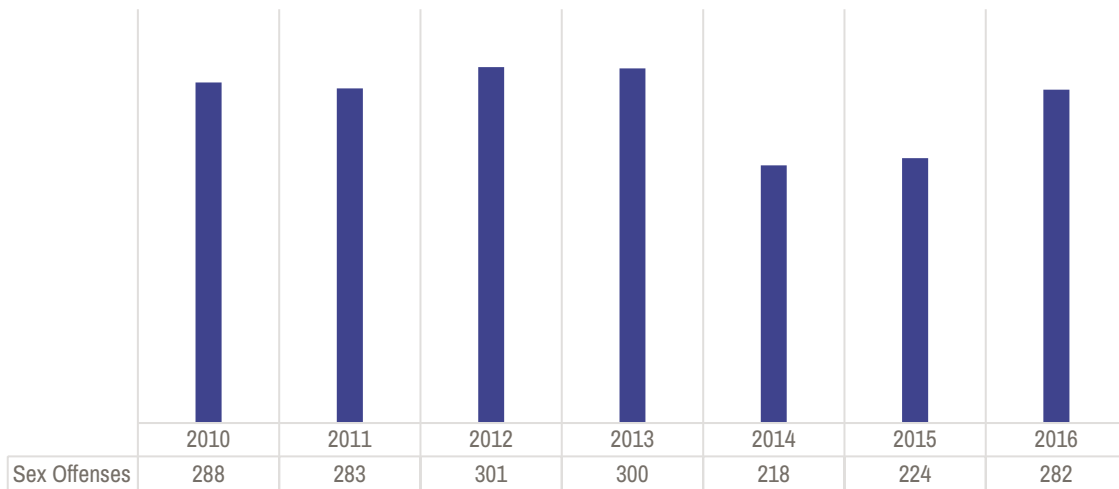
Juvenile Supervisions as the Result of Substance Abuse Offenses

(2007-2016)



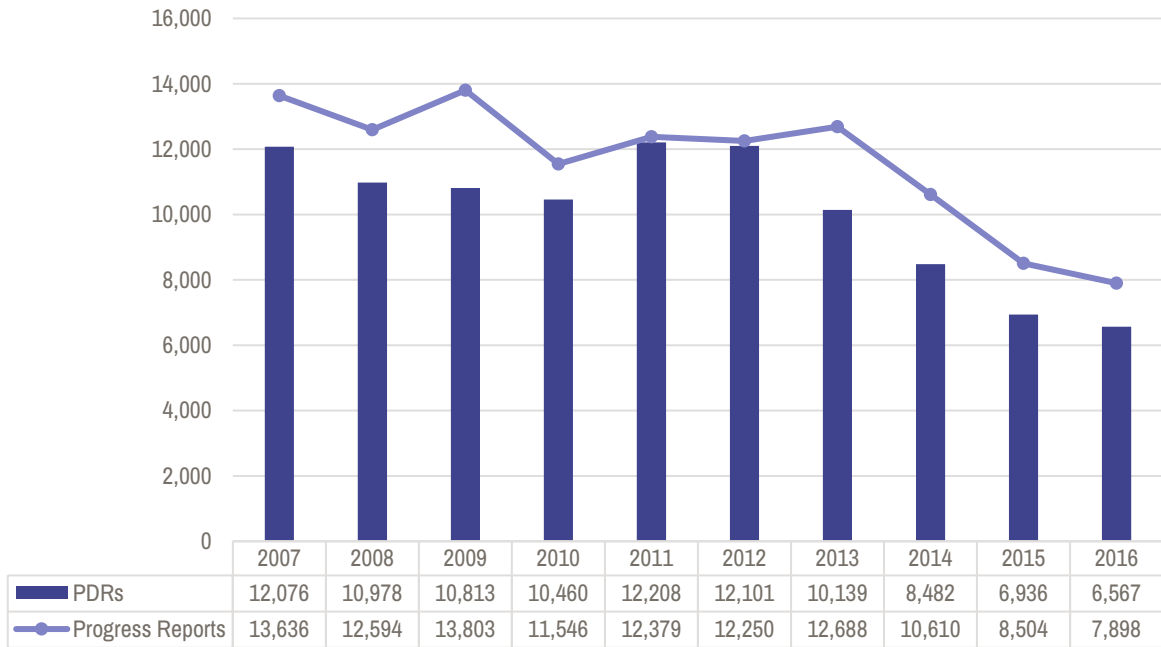
Juvenile Supervisions as the Result of Sex Offenses

(2010-2016)



Completed Predisposition (PDR) and Progress Reports for Juvenile Supervisions

(2007-2016)



Juvenile Law Services Report

Indiana Code 31-31-10-1 *et seq.* requires the probation department of the juvenile court to maintain information relating to delinquent children and children in need of services who receive juvenile law services, and all financial information relating to each juvenile law service.

The terms “juvenile law services” and “all financial information” are not defined by statute. For the purpose of complying with the reporting requirements of the law, the Division and the Juvenile Justice Improvement Committee of the Indiana Judicial Conference (“Committee”) have defined the terms.

“Juvenile law services” means: The filing with a court of a JD (Juvenile Delinquent), JS (Juvenile Status), or JM (Juvenile Miscellaneous) case, as defined by Indiana Administrative Rule 8. The interpretation of case types in Indiana Administrative Rule 8 generally refers to the following:

JD - Cases in which a child is alleged to be delinquent as a result of committing an act prior to attaining 18 years of age that would be considered an offense if committed by an adult (Indiana Code 31-37-1-2).

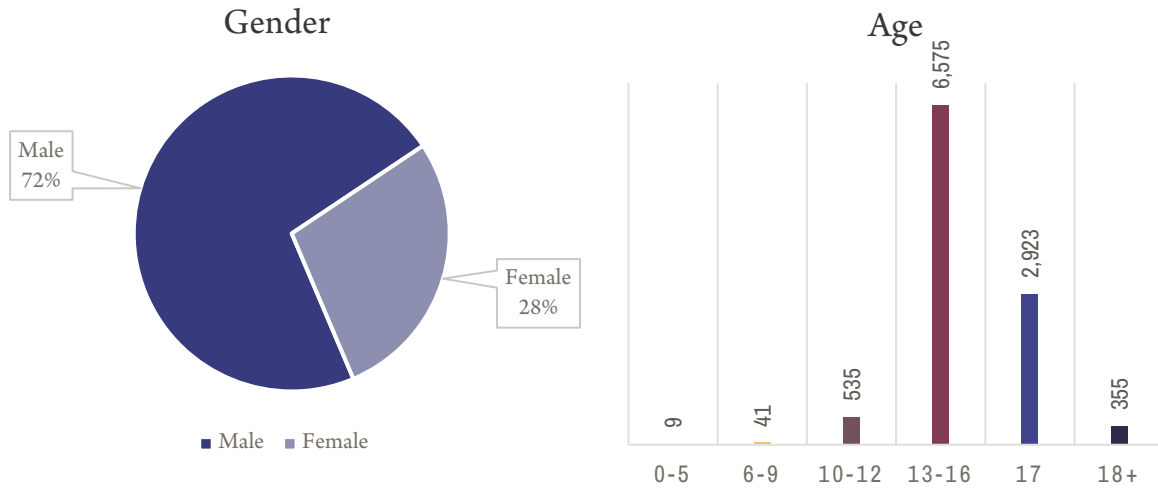
JS - Cases in which a juvenile is charged with committing an act that would not be considered a crime if committed by an adult, such as truancy, incorrigibility, violations of curfew, and violations of Indiana Code 7.1-5-7 (minors and alcoholic beverages) (Indiana Code 31-37-2-2 – Indiana Code 31-37-2-7).

JM - Cases involving juvenile matters not reflected in other categories, including court approval of informal adjustments.

The financial information available to the courts and to probation departments is often limited to expenditures made through court budgets. Expenditures made from the County General Fund could be made available to the probation department and the court if identified as such by the county auditor. The bulk of the financial information on children receiving “juvenile law services” is collected and reported by the Department of Child Services (DCS).

For purposes of this publication, “Reimbursement” is the amount of money collected for programs from the sources listed on the Semi-Annual Juvenile Law Services Financial Information report.

Juvenile Delinquency (JD)

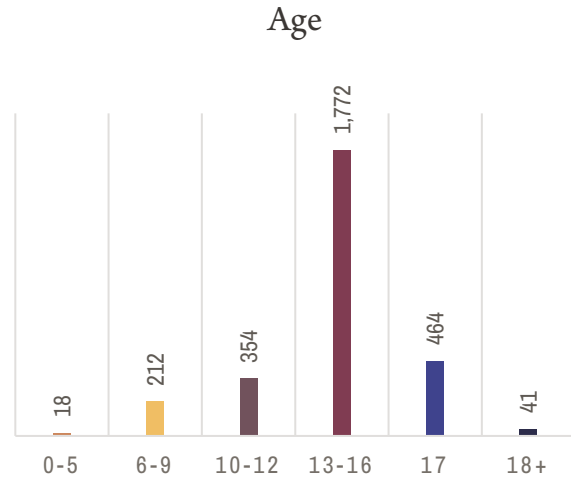
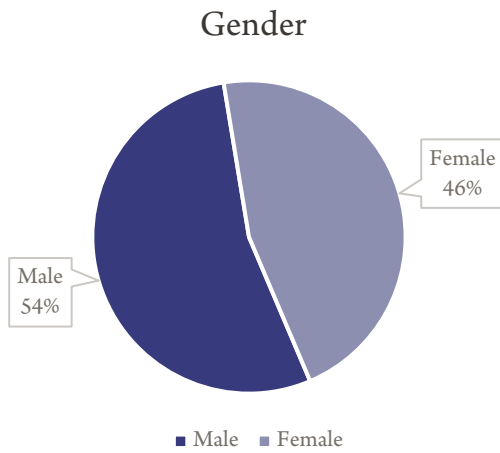


		Age						Total
		0-5	6-9	10-12	13-16	17	18+	
Totals by Gender/Age	Male	3	36	414	4,653	2,151	260	7,517
	Female	6	5	121	1,922	772	95	2,921
Total		9	41	535	6,575	2,923	355	10,438

	Age/Ethnicity						Total
	0-5	6-9	10-12	13-16	17	18+	
Hispanic	0	1	31	451	231	26	740
Non-Hispanic	1	33	414	4,752	2,044	195	7,439
Ethnicity Unknown	8	7	90	1,372	648	134	2,259

	Age/Gender/Race												Total
	0-5		6-9		10-12		13-16		17		18+		
	M	F	M	F	M	F	M	F	M	F	M	F	
Asian	0	0	0	0	0	2	28	3	11	1	1	0	46
Am. Indian/Alas. Native	0	0	0	0	0	0	1	4	1	0	0	0	6
Black/African American	1	0	12	2	107	38	1,385	517	580	178	37	12	2,869
Hawaiian/Pacific Islander	0	0	0	0	0	0	2	5	0	4	0	0	11
White	2	5	21	1	262	66	2,796	1,195	1,368	527	203	77	6,523
Multi-Racial	0	0	0	1	34	3	265	111	104	45	14	1	578
Other	0	1	3	1	11	12	176	87	87	17	5	5	405
Total	3	6	36	5	414	121	4,653	1,922	2,151	772	260	95	10,438

Juvenile Status (JS)

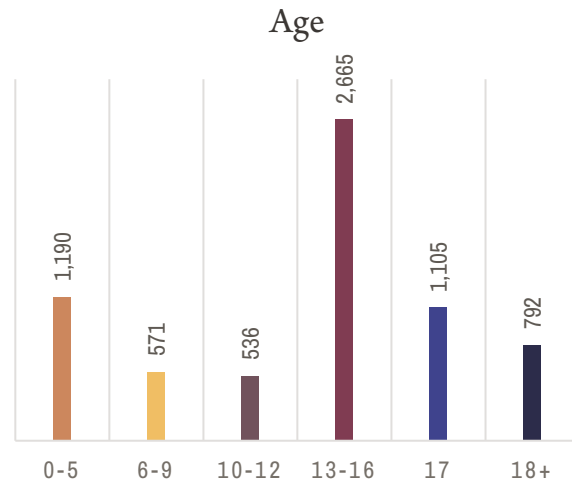
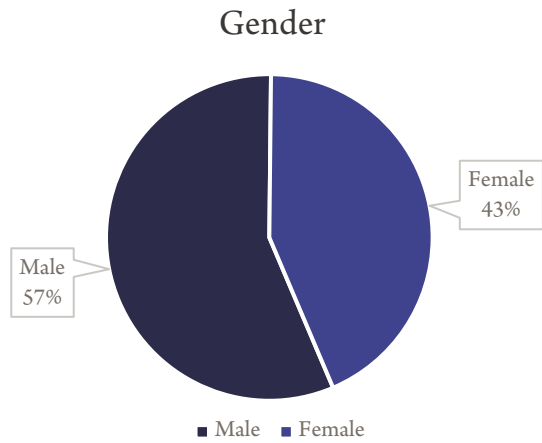


		Age						Total
		0-5	6-9	10-12	13-16	17	18+	
Totals by Gender/Age	Male	5	102	202	960	244	26	1,539
	Female	13	110	152	812	220	15	1,322
Total		18	212	354	1,772	464	41	2,861

		Age/Ethnicity						Total
		0-5	6-9	10-12	13-16	17	18+	
Hispanic		0	18	30	141	19	4	212
Non-Hispanic		7	184	285	1,261	291	22	2,050
Ethnicity Unknown		11	10	39	370	154	15	599

		Age/Gender/Race										Total		
		0-5		6-9		10-12		13-16		17			18+	
		M	F	M	F	M	F	M	F	M	F		M	F
Asian		0	0	0	2	3	0	5	7	3	1	0	0	21
Am. Indian/Alas. Native		0	0	0	0	0	0	0	1	0	0	0	0	1
Black/African American		0	1	24	25	38	33	155	152	24	25	2	1	480
Hawaiian/Pacific Islander		0	0	0	0	0	0	0	0	0	0	0	0	0
White		4	10	31	25	84	49	612	483	205	173	24	14	1714
Multi-Racial		0	1	2	4	8	8	39	42	9	12	0	0	125
Other		1	1	45	54	69	62	149	127	3	9	0	0	520
Total		5	13	10	11	202	152	960	812	244	220	26	15	2,861

Juvenile Miscellaneous (JM)



		Age						Total
		0-5	6-9	10-12	13-16	17	18+	
Totals by Gender/Age	Male	641	292	323	1,604	678	341	3,879
	Female	549	279	213	1,061	427	451	2,980
Total		1,190	571	536	2,665	1,105	792	6,859

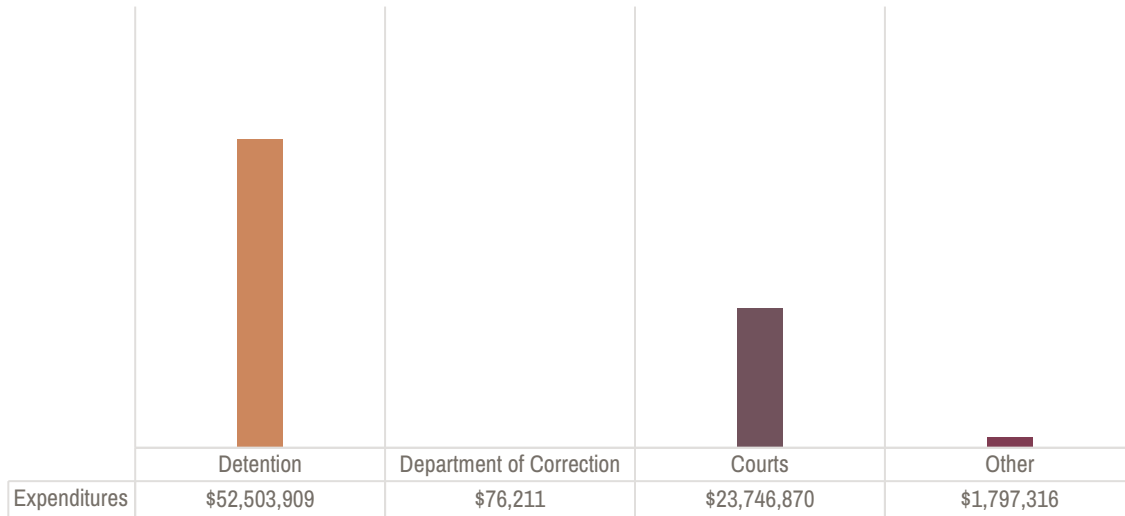
		Age/Ethnicity						Total
		0-5	6-9	10-12	13-16	17	18+	
Hispanic		73	31	37	220	81	44	486
Non-Hispanic		949	446	381	1,681	705	636	4,798
Ethnicity Unknown		168	94	118	764	319	112	1,575

		Age/Gender/Race										Total		
		0-5		6-9		10-12		13-16		17			18+	
		M	F	M	F	M	F	M	F	M	F		M	F
Asian		1	0	0	0	1	1	3	0	1	1	1	2	11
Am. Indian/Alas. Native		0	0	0	0	0	0	1	0	0	1	1	2	5
Black/African American		177	177	94	84	77	55	193	146	65	50	85	174	1,377
Hawaiian/Pacific Islander		1	0	0	0	0	0	6	1	3	0	0	0	11
White		304	282	139	165	207	134	1,244	816	548	340	227	246	4,652
Multi-Racial		37	55	21	23	12	9	61	41	21	19	9	11	319
Other		121	35	38	7	26	14	96	57	40	16	18	16	484
Total		641	549	292	279	323	213	1,604	1,061	678	427	341	451	6,859

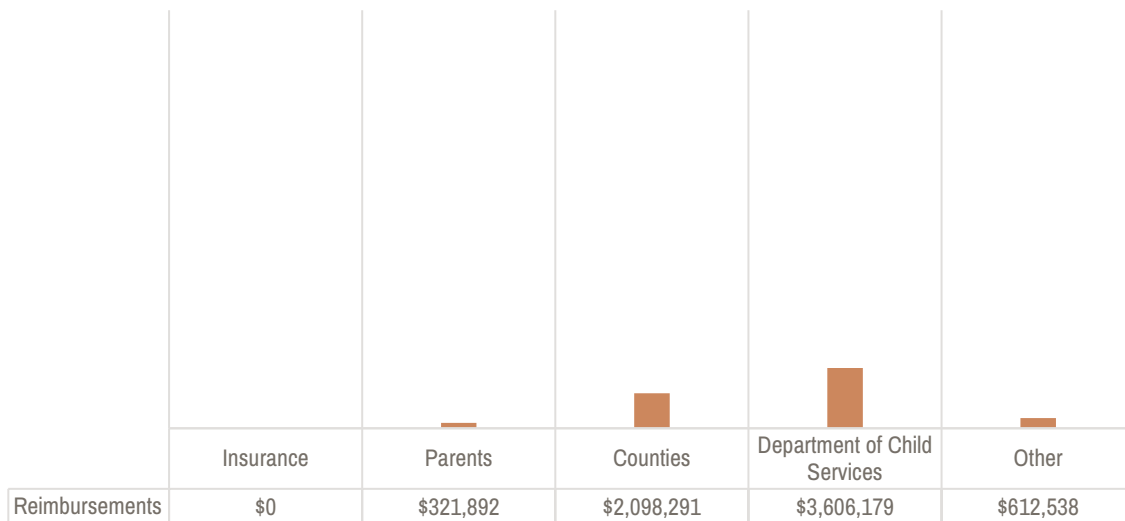
2016 Juvenile Law Services Financial Report

Financial Information

2016 Expenditures



2016 Reimbursements



PROBATION PERSONNEL AND EXPENSES

2016 Probation Personnel

	Courts of Record	City/Town Courts	Total
Chief Probation Officers	103	19	122
Probation Officers	1,283	13	1,296
Clerical Personnel	383	20	403
Other Personnel	183	7	190
Total	1,952	59	2,011

10-Year Comparison of Probation Personnel

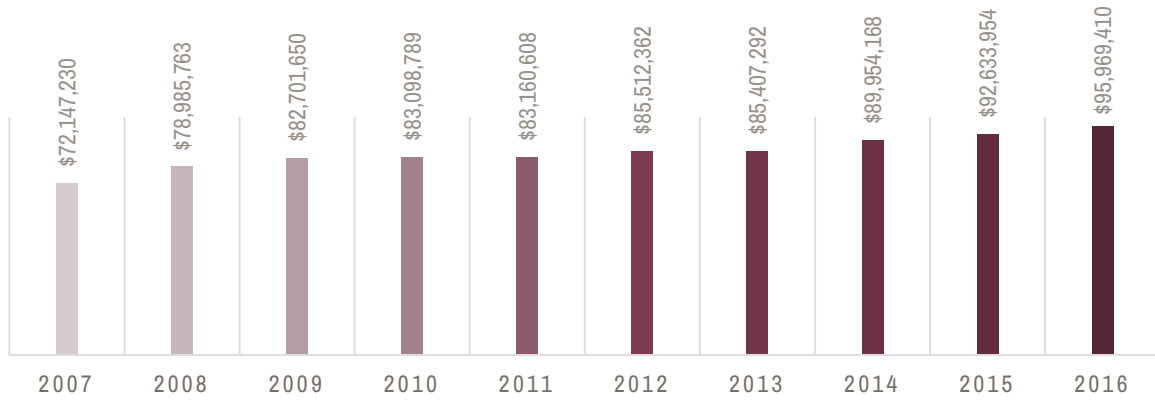
	2007	2008	2009	2010	2011	2012	2013	2014	2015	2016
Chief Probation Officers	142	152	156	147	145	130	122	125	125	122
Probation Officers	1,136	1,204	1,206	1,195	1,155	1,217	1,214	1,221	1,208	1,296
Clerical Personnel	382	412	384	425	361	357	401	403	395	403
Other Personnel	228	166	177	153	212	211	226	188	172	190
Total	1,888	1,934	1,923	1,920	1,873	1,915	1,963	1,937	1,900	2,011

2016 Probation Personnel Expenses

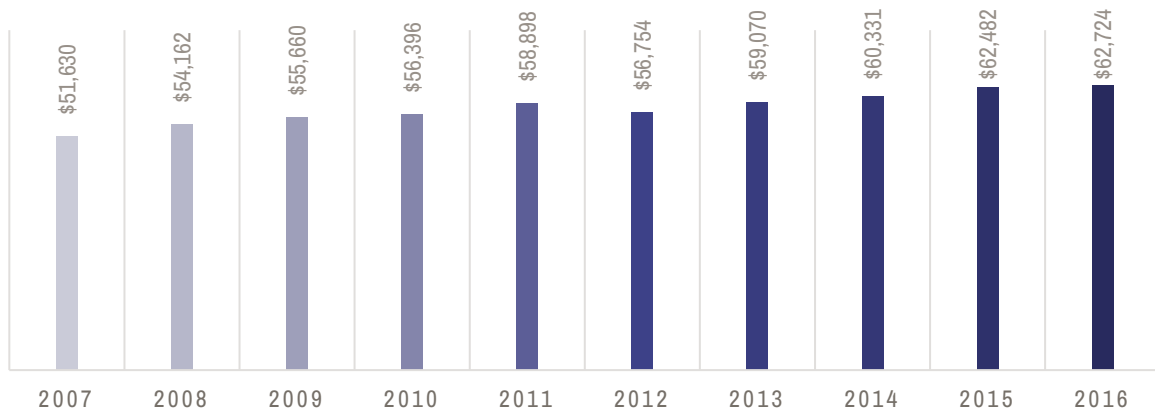
	Courts of Record	City/Town Courts	Total
Chief Probation Officers	\$6,877,226	\$775,161	\$7,652,387
Probation Officers	\$59,329,013	\$481,129	\$59,810,142
Clerical Personnel	\$10,044,086	\$493,586	\$10,537,672
Other Personnel	\$4,024,109	\$63,316	\$4,087,425
Fringe Benefits	\$13,767,452	\$114,331	\$13,881,783
Total	\$94,041,886	\$1,927,524	\$95,569,410

Total All Probation Personnel Expenses

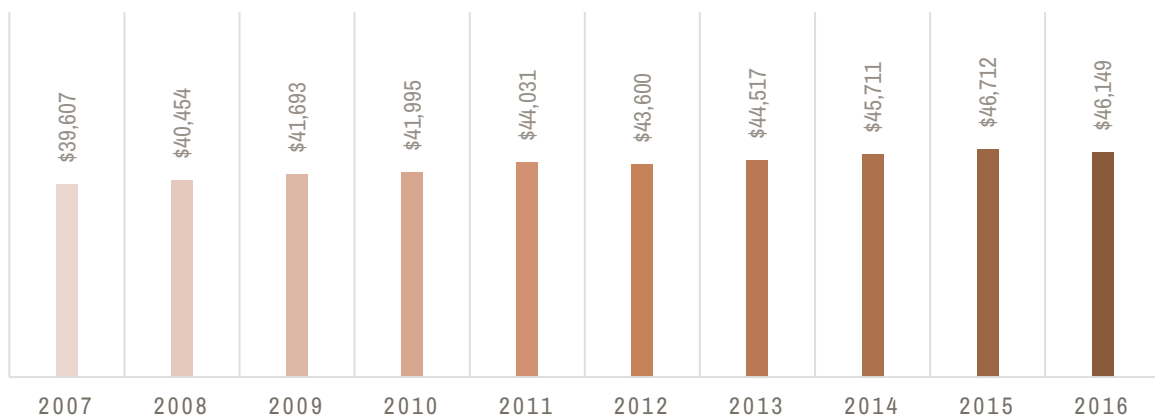
(2007-2016)



Average Chief Probation Officer Salary



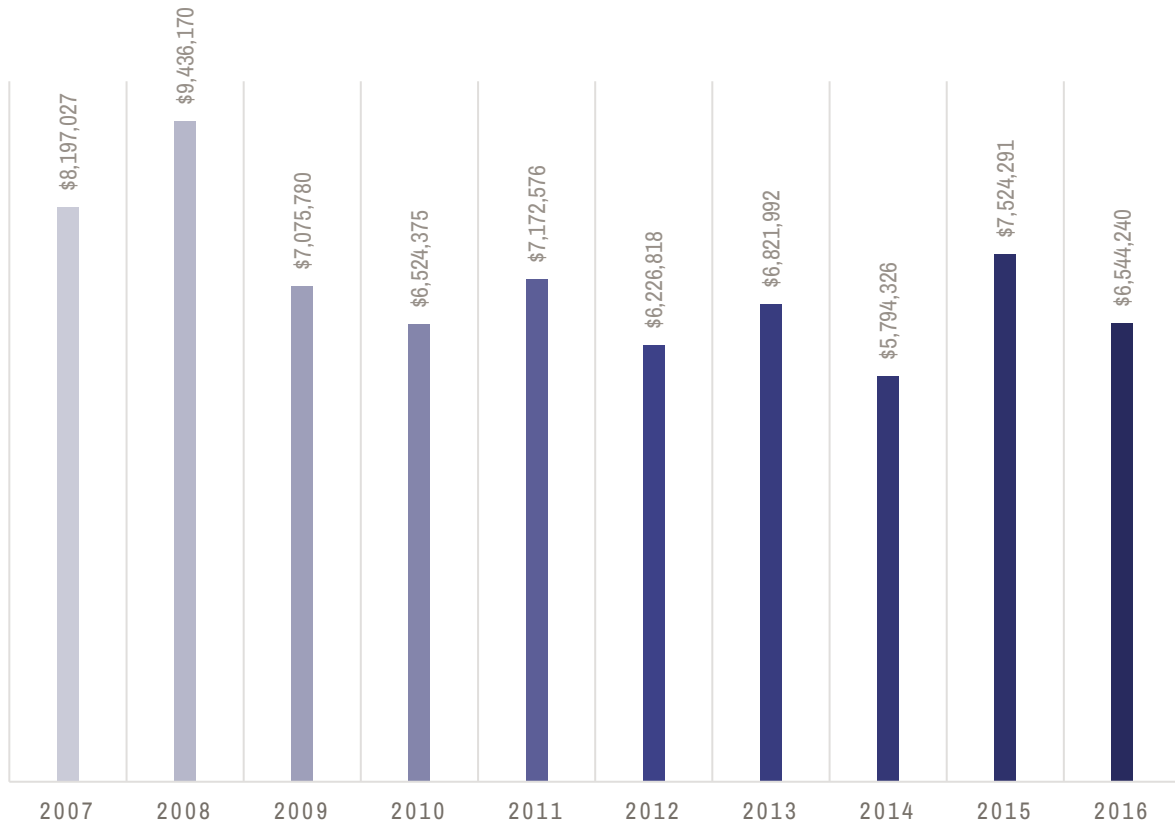
Average Probation Officer Salary



PROBATION RESTITUTION

Probation Restitution by Year

(2007-2016)



ADULT PROBATION
FELONY SUPERVISIONS PENDING 01/01/2016

	PRE	POST	SPLIT	INTER-STATE	INTRA-STATE	IN LIEU OF PROSECUTION	WITHHELD	DRUG COURT	OTHER	TOTAL
ADAMS										
PROBATION	0	182	73	4	3	0	0	0	0	262
COUNTY TOTAL:	0	182	73	4	3	0	0	0	0	262
ALLEN										
ADULT PROBATION	18	836	1,132	49	129	241	0	0	0	2,405
COUNTY TOTAL:	18	836	1,132	49	129	241	0	0	0	2,405
BARTHOLOMEW										
PROBATION	16	353	128	10	45	0	0	0	0	552
COUNTY TOTAL:	16	353	128	10	45	0	0	0	0	552
BENTON										
PROBATION	0	74	46	0	9	0	0	0	0	129
COUNTY TOTAL:	0	74	46	0	9	0	0	0	0	129
BLACKFORD										
PROBATION	0	109	39	0	10	0	0	0	0	158
COUNTY TOTAL:	0	109	39	0	10	0	0	0	0	158
BOONE										
PROBATION	0	588	65	29	69	0	0	0	0	751
COUNTY TOTAL:	0	588	65	29	69	0	0	0	0	751
BROWN										
PROBATION	0	79	53	3	17	0	0	0	2	154
COUNTY TOTAL:	0	79	53	3	17	0	0	0	2	154
CARROLL										
PROBATION	0	119	26	1	32	0	0	0	0	178
COUNTY TOTAL:	0	119	26	1	32	0	0	0	0	178
CASS										
ADULT PROBATION	0	107	214	9	13	0	0	0	0	343
COUNTY TOTAL:	0	107	214	9	13	0	0	0	0	343
CLARK										
PROBATION	22	1,040	557	162	62	0	0	0	4	1,847
COUNTY TOTAL:	22	1,040	557	162	62	0	0	0	4	1,847
CLAY										
PROBATION	0	146	95	8	26	0	0	0	0	275
COUNTY TOTAL:	0	146	95	8	26	0	0	0	0	275
CLINTON										
PROBATION	3	72	324	12	35	0	0	0	4	450
COUNTY TOTAL:	3	72	324	12	35	0	0	0	4	450
CRAWFORD										
PROBATION	0	27	263	17	47	0	0	0	0	354
COUNTY TOTAL:	0	27	263	17	47	0	0	0	0	354
DAVISS										
PROBATION	0	202	279	9	28	0	0	0	1	519
COUNTY TOTAL:	0	202	279	9	28	0	0	0	1	519

ADULT PROBATION
FELONY SUPERVISIONS PENDING 01/01/2016

	PRE	POST	SPLIT	INTER-STATE	INTRA-STATE	IN LIEU OF PROSECUTION	WITHHELD	DRUG COURT	OTHER	TOTAL
DEARBORN										
PROBATION	6	194	1,405	36	15	0	0	26	65	1,747
COUNTY TOTAL:	6	194	1,405	36	15	0	0	26	65	1,747
DECATUR										
ADULT PROBATION	0	22	217	6	11	0	0	0	0	256
COUNTY TOTAL:	0	22	217	6	11	0	0	0	0	256
DEKALB										
PROBATION	1	180	74	11	30	0	0	0	0	296
COUNTY TOTAL:	1	180	74	11	30	0	0	0	0	296
DELAWARE										
ADULT PROBATION	215	572	523	26	81	1	0	99	7	1,524
COUNTY TOTAL:	215	572	523	26	81	1	0	99	7	1,524
DUBOIS										
PROBATION	0	105	56	5	8	0	0	3	0	177
COUNTY TOTAL:	0	105	56	5	8	0	0	3	0	177
ELKHART										
PROBATION	2	848	852	88	67	4	0	0	0	1,861
COUNTY TOTAL:	2	848	852	88	67	4	0	0	0	1,861
FAYETTE										
PROBATION	47	107	205	19	18	0	0	0	0	396
COUNTY TOTAL:	47	107	205	19	18	0	0	0	0	396
FLOYD										
PROBATION	0	183	582	87	56	0	0	0	0	908
COUNTY TOTAL:	0	183	582	87	56	0	0	0	0	908
FOUNTAIN										
PROBATION	0	65	27	6	15	0	0	0	0	113
COUNTY TOTAL:	0	65	27	6	15	0	0	0	0	113
FRANKLIN										
PROBATION	1	19	179	21	16	0	0	0	0	236
COUNTY TOTAL:	1	19	179	21	16	0	0	0	0	236
FULTON										
PROBATION	0	146	50	7	14	0	0	0	0	217
COUNTY TOTAL:	0	146	50	7	14	0	0	0	0	217
GIBSON										
PROBATION	9	171	121	7	21	2	0	16	0	347
COUNTY TOTAL:	9	171	121	7	21	2	0	16	0	347
GRANT										
PROBATION	0	304	593	28	56	0	0	74	0	1,055
COUNTY TOTAL:	0	304	593	28	56	0	0	74	0	1,055
GREENE										
PROBATION	0	22	199	6	41	0	0	0	0	268
COUNTY TOTAL:	0	22	199	6	41	0	0	0	0	268

ADULT PROBATION
FELONY SUPERVISIONS PENDING 01/01/2016

	PRE	POST	SPLIT	INTER-STATE	INTRA-STATE	IN LIEU OF PROSECUTION	WITHHELD	DRUG COURT	OTHER	TOTAL
HAMILTON										
PROBATION	0	334	606	27	51	0	0	35	0	1,053
COUNTY TOTAL:	0	334	606	27	51	0	0	35	0	1,053
HANCOCK										
PROBATION	2	826	199	1	76	14	1	0	195	1,314
COUNTY TOTAL:	2	826	199	1	76	14	1	0	195	1,314
HARRISON										
ADULT PROBATION	0	55	22	6	4	0	0	0	18	105
COUNTY TOTAL:	0	55	22	6	4	0	0	0	18	105
HENDRICKS										
PROBATION	3	476	137	20	53	0	0	12	0	701
COUNTY TOTAL:	3	476	137	20	53	0	0	12	0	701
HENRY										
PROBATION	18	163	87	4	11	0	0	0	0	283
COUNTY TOTAL:	18	163	87	4	11	0	0	0	0	283
HOWARD										
PROBATION	1	946	711	21	92	0	0	8	0	1,779
COUNTY TOTAL:	1	946	711	21	92	0	0	8	0	1,779
HUNTINGTON										
PROBATION	0	62	226	13	32	8	0	19	7	367
COUNTY TOTAL:	0	62	226	13	32	8	0	19	7	367
JACKSON										
PROBATION	1	84	248	3	15	0	0	0	0	351
COUNTY TOTAL:	1	84	248	3	15	0	0	0	0	351
JASPER										
PROBATION	6	28	135	6	17	0	0	0	27	219
COUNTY TOTAL:	6	28	135	6	17	0	0	0	27	219
JAY										
PROBATION	0	257	2	17	15	0	0	0	0	291
COUNTY TOTAL:	0	257	2	17	15	0	0	0	0	291
JEFFERSON										
PROBATION	0	149	181	51	58	0	0	0	0	439
COUNTY TOTAL:	0	149	181	51	58	0	0	0	0	439
JENNINGS										
PROBATION	0	282	66	3	6	0	0	0	0	357
COUNTY TOTAL:	0	282	66	3	6	0	0	0	0	357
JOHNSON										
PROBATION	0	314	294	31	60	0	0	0	0	699
COUNTY TOTAL:	0	314	294	31	60	0	0	0	0	699
KNOX										
PROBATION	0	610	18	23	42	0	0	0	0	693
COUNTY TOTAL:	0	610	18	23	42	0	0	0	0	693

ADULT PROBATION
FELONY SUPERVISIONS PENDING 01/01/2016

	PRE	POST	SPLIT	INTER-STATE	INTRA-STATE	IN LIEU OF PROSECUTION	WITHHELD	DRUG COURT	OTHER	TOTAL
KOSCIUSKO										
PROBATION	0	332	179	15	8	0	0	0	0	534
COUNTY TOTAL:	0	332	179	15	8	0	0	0	0	534
LAGRANGE										
PROBATION	0	67	171	6	23	0	0	0	0	267
COUNTY TOTAL:	0	67	171	6	23	0	0	0	0	267
LAKE										
ADULT PROBATION	67	656	879	622	344	0	6	0	3	2,577
COUNTY TOTAL:	67	656	879	622	344	0	6	0	3	2,577
LAPORTE										
ADULT PROBATION	115	370	442	38	35	0	0	0	0	1,000
COUNTY TOTAL:	115	370	442	38	35	0	0	0	0	1,000
LAWRENCE										
PROBATION	4	381	41	4	22	0	0	26	200	678
COUNTY TOTAL:	4	381	41	4	22	0	0	26	200	678
MADISON										
ADULT PROBATION	3	1,806	897	25	79	0	3	0	129	2,942
COUNTY TOTAL:	3	1,806	897	25	79	0	3	0	129	2,942
MARION										
PROBATION	165	1,897	1,539	290	491	0	0	0	0	4,382
COUNTY TOTAL:	165	1,897	1,539	290	491	0	0	0	0	4,382
MARSHALL										
PROBATION	0	264	300	16	21	0	2	0	0	603
COUNTY TOTAL:	0	264	300	16	21	0	2	0	0	603
MARTIN										
PROBATION	0	59	14	2	11	0	0	0	0	86
COUNTY TOTAL:	0	59	14	2	11	0	0	0	0	86
MIAMI										
PROBATION	1	260	160	21	110	0	0	1	25	578
COUNTY TOTAL:	1	260	160	21	110	0	0	1	25	578
MONROE										
PROBATION	54	500	360	28	59	0	2	135	26	1,164
COUNTY TOTAL:	54	500	360	28	59	0	2	135	26	1,164
MONTGOMERY										
PROBATION	1	165	155	11	40	3	0	17	5	397
COUNTY TOTAL:	1	165	155	11	40	3	0	17	5	397
MORGAN										
PROBATION	10	432	10	17	32	1	0	0	0	502
COUNTY TOTAL:	10	432	10	17	32	1	0	0	0	502
NEWTON										
PROBATION	0	55	4	8	12	0	0	0	0	79
COUNTY TOTAL:	0	55	4	8	12	0	0	0	0	79

ADULT PROBATION
FELONY SUPERVISIONS PENDING 01/01/2016

	PRE	POST	SPLIT	INTER-STATE	INTRA-STATE	IN LIEU OF PROSECUTION	WITHHELD	DRUG COURT	OTHER	TOTAL
NOBLE										
PROBATION	1	87	282	5	21	0	8	0	26	430
COUNTY TOTAL:	1	87	282	5	21	0	8	0	26	430
OHIO										
PROBATION	0	7	68	5	3	0	0	0	0	83
COUNTY TOTAL:	0	7	68	5	3	0	0	0	0	83
ORANGE										
PROBATION	40	146	75	7	24	0	0	0	0	292
COUNTY TOTAL:	40	146	75	7	24	0	0	0	0	292
OWEN										
PROBATION	8	18	84	7	22	0	0	2	0	141
COUNTY TOTAL:	8	18	84	7	22	0	0	2	0	141
PARKE										
PROBATION	13	96	10	8	0	0	0	1	9	137
COUNTY TOTAL:	13	96	10	8	0	0	0	1	9	137
PERRY										
PROBATION	0	165	62	10	9	0	0	0	0	246
COUNTY TOTAL:	0	165	62	10	9	0	0	0	0	246
PIKE										
PROBATION	0	111	40	6	15	0	0	0	4	176
COUNTY TOTAL:	0	111	40	6	15	0	0	0	4	176
PORTER										
ADULT PROBATION	108	785	269	23	20	0	0	0	0	1,205
COUNTY TOTAL:	108	785	269	23	20	0	0	0	0	1,205
POSEY										
PROBATION	3	62	44	2	1	0	0	0	1	113
COUNTY TOTAL:	3	62	44	2	1	0	0	0	1	113
PULASKI										
PROBATION	0	26	85	3	0	0	1	0	0	115
COUNTY TOTAL:	0	26	85	3	0	0	1	0	0	115
PUTNAM										
ADULT PROBATION	2	216	235	0	39	13	0	0	103	608
COUNTY TOTAL:	2	216	235	0	39	13	0	0	103	608
RANDOLPH										
PROBATION	0	116	117	5	10	1	0	0	10	259
COUNTY TOTAL:	0	116	117	5	10	1	0	0	10	259
RIPLEY										
PROBATION	0	157	163	9	31	0	0	0	0	360
COUNTY TOTAL:	0	157	163	9	31	0	0	0	0	360
RUSH										
PROBATION	0	0	97	4	14	0	0	0	0	115
COUNTY TOTAL:	0	0	97	4	14	0	0	0	0	115

ADULT PROBATION
FELONY SUPERVISIONS PENDING 01/01/2016

	PRE	POST	SPLIT	INTER-STATE	INTRA-STATE	IN LIEU OF PROSECUTION	WITHHELD	DRUG COURT	OTHER	TOTAL
ST. JOSEPH										
ADULT PROBATION	44	593	453	88	100	0	0	0	0	1,278
COUNTY TOTAL:	44	593	453	88	100	0	0	0	0	1,278
SCOTT										
PROBATION	21	416	139	14	35	0	0	0	0	625
COUNTY TOTAL:	21	416	139	14	35	0	0	0	0	625
SHELBY										
PROBATION	0	264	211	11	15	0	0	0	0	501
COUNTY TOTAL:	0	264	211	11	15	0	0	0	0	501
SPENCER										
PROBATION	0	104	108	14	17	0	0	0	0	243
COUNTY TOTAL:	0	104	108	14	17	0	0	0	0	243
STARKE										
PROBATION	0	7	129	15	11	0	0	0	0	162
COUNTY TOTAL:	0	7	129	15	11	0	0	0	0	162
STEUBEN										
PROBATION	0	40	73	13	3	0	0	0	0	129
COUNTY TOTAL:	0	40	73	13	3	0	0	0	0	129
SULLIVAN										
PROBATION	0	27	68	1	24	6	0	0	0	126
COUNTY TOTAL:	0	27	68	1	24	6	0	0	0	126
SWITZERLAND										
PROBATION	0	67	0	14	20	0	0	0	0	101
COUNTY TOTAL:	0	67	0	14	20	0	0	0	0	101
TIPPECANOE										
PROBATION	0	56	1,071	89	206	0	0	0	0	1,422
COUNTY TOTAL:	0	56	1,071	89	206	0	0	0	0	1,422
TIPTON										
PROBATION	0	8	65	5	20	0	0	0	1	99
COUNTY TOTAL:	0	8	65	5	20	0	0	0	1	99
UNION										
PROBATION	0	15	22	4	3	0	0	0	0	44
COUNTY TOTAL:	0	15	22	4	3	0	0	0	0	44
VANDERBURGH										
PROBATION	48	410	350	111	78	0	315	2	21	1,335
COUNTY TOTAL:	48	410	350	111	78	0	315	2	21	1,335
VERMILLION										
PROBATION	0	78	67	17	12	0	0	0	0	174
COUNTY TOTAL:	0	78	67	17	12	0	0	0	0	174
VIGO										
ADULT PROBATION	42	551	434	51	42	0	0	1	1	1,122
COUNTY TOTAL:	42	551	434	51	42	0	0	1	1	1,122

ADULT PROBATION
FELONY SUPERVISIONS PENDING 01/01/2016

	PRE	POST	SPLIT	INTER- STATE	INTRA- STATE	IN LIEU OF PROSECUTION	WITHHELD	DRUG COURT	OTHER	TOTAL
WABASH										
PROBATION	29	63	296	10	14	0	0	10	34	456
COUNTY TOTAL:	29	63	296	10	14	0	0	10	34	456
WARREN										
PROBATION	0	55	57	1	4	0	0	7	0	124
COUNTY TOTAL:	0	55	57	1	4	0	0	7	0	124
WARRICK										
PROBATION	0	305	95	24	10	0	3	0	0	437
COUNTY TOTAL:	0	305	95	24	10	0	3	0	0	437
WASHINGTON										
PROBATION	19	177	93	20	22	0	0	0	1	332
COUNTY TOTAL:	19	177	93	20	22	0	0	0	1	332
WAYNE										
PROBATION	14	156	221	21	35	0	0	0	26	473
COUNTY TOTAL:	14	156	221	21	35	0	0	0	26	473
WELLS										
PROBATION	0	42	129	3	18	0	0	0	0	192
COUNTY TOTAL:	0	42	129	3	18	0	0	0	0	192
WHITE										
PROBATION	0	9	105	0	12	0	0	0	0	126
COUNTY TOTAL:	0	9	105	0	12	0	0	0	0	126
WHITLEY										
PROBATION	0	0	67	0	0	0	0	0	0	67
COUNTY TOTAL:	0	0	67	0	0	0	0	0	0	67
STATE TOTALS										
GRAND TOTAL CIRCUIT, SUPERIOR & PROBATE:	1,183	24,137	22,344	2,615	3,703	294	341	494	955	56,066
GRAND TOTAL:	1,183	24,137	22,344	2,615	3,703	294	341	494	955	56,066

ADULT PROBATION
FELONY SUPERVISIONS RECEIVED

	PRE	POST	SPLIT	INTER-STATE	INTRA-STATE	IN LIEU OF PROSECUTION	WITHHELD	DRUG COURT	OTHER	TOTAL
ADAMS										
PROBATION	0	98	16	2	5	0	0	0	0	121
COUNTY TOTAL:	0	98	16	2	5	0	0	0	0	121
ALLEN										
ADULT PROBATION	0	584	677	58	117	46	0	0	0	1,482
COUNTY TOTAL:	0	584	677	58	117	46	0	0	0	1,482
BARTHOLOMEW										
PROBATION	24	217	54	7	50	0	0	0	0	352
COUNTY TOTAL:	24	217	54	7	50	0	0	0	0	352
BENTON										
PROBATION	0	28	12	2	6	0	0	0	0	48
COUNTY TOTAL:	0	28	12	2	6	0	0	0	0	48
BLACKFORD										
PROBATION	0	63	21	6	7	0	0	0	0	97
COUNTY TOTAL:	0	63	21	6	7	0	0	0	0	97
BOONE										
PROBATION	0	230	39	8	16	4	0	0	0	297
COUNTY TOTAL:	0	230	39	8	16	4	0	0	0	297
BROWN										
PROBATION	0	52	20	0	0	0	0	0	0	72
COUNTY TOTAL:	0	52	20	0	0	0	0	0	0	72
CARROLL										
PROBATION	0	45	13	2	23	0	0	0	0	83
COUNTY TOTAL:	0	45	13	2	23	0	0	0	0	83
CASS										
ADULT PROBATION	0	30	120	4	36	0	0	0	0	190
COUNTY TOTAL:	0	30	120	4	36	0	0	0	0	190
CLARK										
PROBATION	7	493	174	33	21	0	0	0	2	730
COUNTY TOTAL:	7	493	174	33	21	0	0	0	2	730
CLAY										
PROBATION	0	147	4	0	14	0	0	0	0	165
COUNTY TOTAL:	0	147	4	0	14	0	0	0	0	165
CLINTON										
PROBATION	2	13	152	2	25	0	0	0	0	194
COUNTY TOTAL:	2	13	152	2	25	0	0	0	0	194
CRAWFORD										
PROBATION	0	5	69	1	3	0	0	0	0	78
COUNTY TOTAL:	0	5	69	1	3	0	0	0	0	78
DAVIESS										
PROBATION	0	64	57	8	34	0	0	0	0	163
COUNTY TOTAL:	0	64	57	8	34	0	0	0	0	163

ADULT PROBATION
FELONY SUPERVISIONS RECEIVED

	PRE	POST	SPLIT	INTER-STATE	INTRA-STATE	IN LIEU OF PROSECUTION	WITHHELD	DRUG COURT	OTHER	TOTAL
DEARBORN										
PROBATION	11	25	393	21	7	1	0	13	4	475
COUNTY TOTAL:	11	25	393	21	7	1	0	13	4	475
DECATUR										
ADULT PROBATION	0	52	111	3	9	0	0	0	0	175
COUNTY TOTAL:	0	52	111	3	9	0	0	0	0	175
DEKALB										
PROBATION	10	112	17	4	5	0	0	0	0	148
COUNTY TOTAL:	10	112	17	4	5	0	0	0	0	148
DELAWARE										
ADULT PROBATION	317	289	147	13	49	1	0	21	0	837
COUNTY TOTAL:	317	289	147	13	49	1	0	21	0	837
DUBOIS										
PROBATION	0	45	74	6	14	0	0	0	0	139
COUNTY TOTAL:	0	45	74	6	14	0	0	0	0	139
ELKHART										
PROBATION	3	392	349	42	34	0	0	0	0	820
COUNTY TOTAL:	3	392	349	42	34	0	0	0	0	820
FAYETTE										
PROBATION	35	55	141	6	22	0	0	0	0	259
COUNTY TOTAL:	35	55	141	6	22	0	0	0	0	259
FLOYD										
PROBATION	0	121	283	51	82	0	0	0	0	537
COUNTY TOTAL:	0	121	283	51	82	0	0	0	0	537
FOUNTAIN										
PROBATION	0	43	17	1	9	0	0	0	0	70
COUNTY TOTAL:	0	43	17	1	9	0	0	0	0	70
FRANKLIN										
PROBATION	2	9	139	7	11	0	0	0	0	168
COUNTY TOTAL:	2	9	139	7	11	0	0	0	0	168
FULTON										
PROBATION	0	75	49	8	11	1	0	0	0	144
COUNTY TOTAL:	0	75	49	8	11	1	0	0	0	144
GIBSON										
PROBATION	24	97	71	9	11	1	1	0	4	218
COUNTY TOTAL:	24	97	71	9	11	1	1	0	4	218
GRANT										
PROBATION	0	223	338	5	24	0	0	29	0	619
COUNTY TOTAL:	0	223	338	5	24	0	0	29	0	619
GREENE										
PROBATION	0	18	93	6	24	0	0	0	0	141
COUNTY TOTAL:	0	18	93	6	24	0	0	0	0	141

ADULT PROBATION
FELONY SUPERVISIONS RECEIVED

	PRE	POST	SPLIT	INTER-STATE	INTRA-STATE	IN LIEU OF PROSECUTION	WITHHELD	DRUG COURT	OTHER	TOTAL
HAMILTON										
PROBATION	95	288	352	23	49	0	1	16	0	824
COUNTY TOTAL:	95	288	352	23	49	0	1	16	0	824
HANCOCK										
PROBATION	0	143	69	1	2	0	0	1	0	216
COUNTY TOTAL:	0	143	69	1	2	0	0	1	0	216
HARRISON										
ADULT PROBATION	0	171	89	28	48	1	0	0	31	368
COUNTY TOTAL:	0	171	89	28	48	1	0	0	31	368
HENDRICKS										
PROBATION	1	363	32	1	25	0	8	9	0	439
COUNTY TOTAL:	1	363	32	1	25	0	8	9	0	439
HENRY										
PROBATION	4	128	104	0	12	0	0	0	0	248
COUNTY TOTAL:	4	128	104	0	12	0	0	0	0	248
HOWARD										
PROBATION	2	444	199	4	34	0	0	5	0	688
COUNTY TOTAL:	2	444	199	4	34	0	0	5	0	688
HUNTINGTON										
PROBATION	0	4	100	6	11	0	0	1	0	122
COUNTY TOTAL:	0	4	100	6	11	0	0	1	0	122
JACKSON										
PROBATION	0	95	119	5	25	0	0	0	1	245
COUNTY TOTAL:	0	95	119	5	25	0	0	0	1	245
JASPER										
PROBATION	2	82	32	4	4	0	0	0	15	139
COUNTY TOTAL:	2	82	32	4	4	0	0	0	15	139
JAY										
PROBATION	0	166	0	1	1	9	0	0	0	177
COUNTY TOTAL:	0	166	0	1	1	9	0	0	0	177
JEFFERSON										
PROBATION	0	49	32	17	41	0	0	0	0	139
COUNTY TOTAL:	0	49	32	17	41	0	0	0	0	139
JENNINGS										
PROBATION	0	140	123	5	17	1	0	0	0	286
COUNTY TOTAL:	0	140	123	5	17	1	0	0	0	286
JOHNSON										
PROBATION	0	166	159	18	25	0	0	0	0	368
COUNTY TOTAL:	0	166	159	18	25	0	0	0	0	368
KNOX										
PROBATION	1	229	2	23	20	0	0	0	0	275
COUNTY TOTAL:	1	229	2	23	20	0	0	0	0	275

ADULT PROBATION
FELONY SUPERVISIONS RECEIVED

	PRE	POST	SPLIT	INTER-STATE	INTRA-STATE	IN LIEU OF PROSECUTION	WITHHELD	DRUG COURT	OTHER	TOTAL
KOSCIUSKO										
PROBATION	0	218	122	1	31	0	0	0	0	372
COUNTY TOTAL:	0	218	122	1	31	0	0	0	0	372
LAGRANGE										
PROBATION	0	44	96	8	11	0	0	0	0	159
COUNTY TOTAL:	0	44	96	8	11	0	0	0	0	159
LAKE										
ADULT PROBATION	85	585	116	118	69	0	0	0	2	975
COUNTY TOTAL:	85	585	116	118	69	0	0	0	2	975
LAPORTE										
ADULT PROBATION	141	150	147	24	31	0	0	0	0	493
COUNTY TOTAL:	141	150	147	24	31	0	0	0	0	493
LAWRENCE										
PROBATION	2	90	42	3	15	0	0	1	397	550
COUNTY TOTAL:	2	90	42	3	15	0	0	1	397	550
MADISON										
ADULT PROBATION	33	235	250	12	56	1	0	0	0	587
COUNTY TOTAL:	33	235	250	12	56	1	0	0	0	587
MARION										
PROBATION	6	1,597	1,423	156	313	0	0	0	0	3,495
COUNTY TOTAL:	6	1,597	1,423	156	313	0	0	0	0	3,495
MARSHALL										
PROBATION	0	144	161	4	9	0	1	0	0	319
COUNTY TOTAL:	0	144	161	4	9	0	1	0	0	319
MARTIN										
PROBATION	0	70	7	0	4	0	0	0	0	81
COUNTY TOTAL:	0	70	7	0	4	0	0	0	0	81
MIAMI										
PROBATION	0	150	43	3	36	0	0	0	14	246
COUNTY TOTAL:	0	150	43	3	36	0	0	0	14	246
MONROE										
PROBATION	245	316	70	12	61	0	1	82	24	811
COUNTY TOTAL:	245	316	70	12	61	0	1	82	24	811
MONTGOMERY										
PROBATION	0	139	76	8	18	9	0	11	2	263
COUNTY TOTAL:	0	139	76	8	18	9	0	11	2	263
MORGAN										
PROBATION	8	272	1	3	45	0	0	0	0	329
COUNTY TOTAL:	8	272	1	3	45	0	0	0	0	329
NEWTON										
PROBATION	2	18	2	5	7	0	0	0	0	34
COUNTY TOTAL:	2	18	2	5	7	0	0	0	0	34

ADULT PROBATION
FELONY SUPERVISIONS RECEIVED

	PRE	POST	SPLIT	INTER-STATE	INTRA-STATE	IN LIEU OF PROSECUTION	WITHHELD	DRUG COURT	OTHER	TOTAL
NOBLE										
PROBATION	1	57	127	1	6	0	17	0	4	213
COUNTY TOTAL:	1	57	127	1	6	0	17	0	4	213
OHIO										
PROBATION	0	22	66	0	2	0	0	0	0	90
COUNTY TOTAL:	0	22	66	0	2	0	0	0	0	90
ORANGE										
PROBATION	52	50	27	4	9	0	0	0	0	142
COUNTY TOTAL:	52	50	27	4	9	0	0	0	0	142
OWEN										
PROBATION	25	45	39	2	25	0	0	1	0	137
COUNTY TOTAL:	25	45	39	2	25	0	0	1	0	137
PARKE										
PROBATION	20	64	10	4	6	0	0	0	1	105
COUNTY TOTAL:	20	64	10	4	6	0	0	0	1	105
PERRY										
PROBATION	0	21	3	2	1	0	0	0	0	27
COUNTY TOTAL:	0	21	3	2	1	0	0	0	0	27
PIKE										
PROBATION	0	57	20	1	8	0	0	0	5	91
COUNTY TOTAL:	0	57	20	1	8	0	0	0	5	91
PORTER										
ADULT PROBATION	117	373	157	15	24	0	0	0	0	686
COUNTY TOTAL:	117	373	157	15	24	0	0	0	0	686
POSEY										
PROBATION	1	42	20	8	1	0	1	0	0	73
COUNTY TOTAL:	1	42	20	8	1	0	1	0	0	73
PULASKI										
PROBATION	0	12	74	4	5	1	0	0	0	96
COUNTY TOTAL:	0	12	74	4	5	1	0	0	0	96
PUTNAM										
ADULT PROBATION	0	134	92	4	16	29	0	0	63	338
COUNTY TOTAL:	0	134	92	4	16	29	0	0	63	338
RANDOLPH										
PROBATION	0	47	40	1	7	0	0	0	2	97
COUNTY TOTAL:	0	47	40	1	7	0	0	0	2	97
RIPLEY										
PROBATION	2	104	70	9	32	0	0	0	0	217
COUNTY TOTAL:	2	104	70	9	32	0	0	0	0	217
RUSH										
PROBATION	0	2	6	1	1	0	0	0	0	10
PROBATION	0	4	12	0	0	0	0	0	0	16
COUNTY TOTAL:	0	6	18	1	1	0	0	0	0	26

ADULT PROBATION
FELONY SUPERVISIONS RECEIVED

	PRE	POST	SPLIT	INTER-STATE	INTRA-STATE	IN LIEU OF PROSECUTION	WITHHELD	DRUG COURT	OTHER	TOTAL
ST. JOSEPH										
ADULT PROBATION	35	341	214	49	27	0	0	0	0	666
COUNTY TOTAL:	35	341	214	49	27	0	0	0	0	666
SCOTT										
PROBATION	23	146	45	2	28	0	0	0	0	244
COUNTY TOTAL:	23	146	45	2	28	0	0	0	0	244
SHELBY										
PROBATION	0	216	87	18	11	0	0	0	0	332
COUNTY TOTAL:	0	216	87	18	11	0	0	0	0	332
SPENCER										
PROBATION	0	65	27	1	5	0	0	0	2	100
COUNTY TOTAL:	0	65	27	1	5	0	0	0	2	100
STARKE										
PROBATION	59	42	66	3	1	0	0	0	0	171
COUNTY TOTAL:	59	42	66	3	1	0	0	0	0	171
STEUBEN										
PROBATION	0	7	68	11	12	0	0	0	0	98
COUNTY TOTAL:	0	7	68	11	12	0	0	0	0	98
SULLIVAN										
PROBATION	2	18	38	4	12	0	0	0	0	74
COUNTY TOTAL:	2	18	38	4	12	0	0	0	0	74
SWITZERLAND										
PROBATION	0	29	4	5	14	0	0	0	0	52
COUNTY TOTAL:	0	29	4	5	14	0	0	0	0	52
TIPPECANOE										
PROBATION	1	31	395	15	48	0	0	1	1	492
COUNTY TOTAL:	1	31	395	15	48	0	0	1	1	492
TIPTON										
PROBATION	0	2	33	1	21	0	0	0	0	57
COUNTY TOTAL:	0	2	33	1	21	0	0	0	0	57
UNION										
PROBATION	0	25	22	4	6	0	0	0	0	57
COUNTY TOTAL:	0	25	22	4	6	0	0	0	0	57
VANDERBURGH										
PROBATION	251	407	253	55	51	0	154	0	34	1,205
COUNTY TOTAL:	251	407	253	55	51	0	154	0	34	1,205
VERMILLION										
PROBATION	0	30	39	9	5	0	0	0	0	83
COUNTY TOTAL:	0	30	39	9	5	0	0	0	0	83
VIGO										
ADULT PROBATION	116	272	114	14	39	0	0	0	3	558
COUNTY TOTAL:	116	272	114	14	39	0	0	0	3	558

ADULT PROBATION
FELONY SUPERVISIONS RECEIVED

	PRE	POST	SPLIT	INTER-STATE	INTRA-STATE	IN LIEU OF PROSECUTION	WITHHELD	DRUG COURT	OTHER	TOTAL
WABASH										
PROBATION	53	84	127	1	18	6	3	9	2	303
COUNTY TOTAL:	53	84	127	1	18	6	3	9	2	303
WARREN										
PROBATION	0	32	0	0	2	0	0	6	0	40
COUNTY TOTAL:	0	32	0	0	2	0	0	6	0	40
WARRICK										
PROBATION	0	98	40	8	12	0	6	0	0	164
COUNTY TOTAL:	0	98	40	8	12	0	6	0	0	164
WASHINGTON										
PROBATION	81	74	31	3	19	0	0	0	2	210
COUNTY TOTAL:	81	74	31	3	19	0	0	0	2	210
WAYNE										
PROBATION	89	104	90	24	11	1	0	0	5	324
COUNTY TOTAL:	89	104	90	24	11	1	0	0	5	324
WELLS										
PROBATION	1	45	72	3	22	0	0	0	0	143
COUNTY TOTAL:	1	45	72	3	22	0	0	0	0	143
WHITE										
PROBATION	0	8	33	0	0	0	0	0	0	41
COUNTY TOTAL:	0	8	33	0	0	0	0	0	0	41
WHITLEY										
PROBATION	0	4	351	4	5	0	0	6	0	370
COUNTY TOTAL:	0	4	351	4	5	0	0	6	0	370
STATE TOTALS										
GRAND TOTAL CIRCUIT, SUPERIOR & PROBATE:	1,991	13,235	10,530	1,098	2,201	112	193	212	620	30,192
GRAND TOTAL:	1,991	13,235	10,530	1,098	2,201	112	193	212	620	30,192

ADULT PROBATION
FELONY SUPERVISIONS REOPENED

	PRE	POST	SPLIT	INTER-STATE	INTRA-STATE	IN LIEU OF PROSECUTION	WITHHELD	DRUG COURT	OTHER	TOTAL
ADAMS										
PROBATION	0	0	0	0	0	0	0	0	0	0
COUNTY TOTAL:	0	0	0	0	0	0	0	0	0	0
ALLEN										
ADULT PROBATION	0	0	0	5	6	0	0	0	0	11
COUNTY TOTAL:	0	0	0	5	6	0	0	0	0	11
BARTHOLOMEW										
PROBATION	0	0	0	0	0	0	0	0	0	0
COUNTY TOTAL:	0	0	0	0	0	0	0	0	0	0
BENTON										
PROBATION	0	1	3	0	0	0	0	0	0	4
COUNTY TOTAL:	0	1	3	0	0	0	0	0	0	4
BLACKFORD										
PROBATION	0	1	0	0	0	0	0	0	0	1
COUNTY TOTAL:	0	1	0	0	0	0	0	0	0	1
BOONE										
PROBATION	0	1	0	0	0	0	0	0	0	1
COUNTY TOTAL:	0	1	0	0	0	0	0	0	0	1
BROWN										
PROBATION	0	1	2	0	0	0	0	0	1	4
COUNTY TOTAL:	0	1	2	0	0	0	0	0	1	4
CARROLL										
PROBATION	0	3	5	0	0	0	0	0	0	8
COUNTY TOTAL:	0	3	5	0	0	0	0	0	0	8
CASS										
ADULT PROBATION	0	0	0	0	0	0	0	0	0	0
COUNTY TOTAL:	0	0	0	0	0	0	0	0	0	0
CLARK										
PROBATION	1	95	26	4	3	0	0	0	1	130
COUNTY TOTAL:	1	95	26	4	3	0	0	0	1	130
CLAY										
PROBATION	0	0	0	0	0	0	0	0	0	0
COUNTY TOTAL:	0	0	0	0	0	0	0	0	0	0
CLINTON										
PROBATION	0	4	53	0	0	0	0	0	0	57
COUNTY TOTAL:	0	4	53	0	0	0	0	0	0	57
CRAWFORD										
PROBATION	0	0	0	0	0	0	0	0	0	0
COUNTY TOTAL:	0	0	0	0	0	0	0	0	0	0
DAVISS										
PROBATION	0	0	0	0	0	0	0	0	0	0
COUNTY TOTAL:	0	0	0	0	0	0	0	0	0	0

ADULT PROBATION
FELONY SUPERVISIONS REOPENED

	PRE	POST	SPLIT	INTER-STATE	INTRA-STATE	IN LIEU OF PROSECUTION	WITHHELD	DRUG COURT	OTHER	TOTAL
DEARBORN										
PROBATION	0	13	25	1	0	0	0	2	100	141
COUNTY TOTAL:	0	13	25	1	0	0	0	2	100	141
DECATUR										
ADULT PROBATION	0	0	0	0	0	0	0	0	0	0
COUNTY TOTAL:	0	0	0	0	0	0	0	0	0	0
DEKALB										
PROBATION	0	1	0	0	0	0	0	0	0	1
COUNTY TOTAL:	0	1	0	0	0	0	0	0	0	1
DELAWARE										
ADULT PROBATION	5	542	186	0	2	0	0	0	0	735
COUNTY TOTAL:	5	542	186	0	2	0	0	0	0	735
DUBOIS										
PROBATION	0	0	0	0	0	0	0	0	0	0
COUNTY TOTAL:	0	0	0	0	0	0	0	0	0	0
ELKHART										
PROBATION	0	41	28	1	0	0	0	0	0	70
COUNTY TOTAL:	0	41	28	1	0	0	0	0	0	70
FAYETTE										
PROBATION	0	9	26	1	0	0	0	0	0	36
COUNTY TOTAL:	0	9	26	1	0	0	0	0	0	36
FLOYD										
PROBATION	0	61	194	5	2	0	0	0	0	262
COUNTY TOTAL:	0	61	194	5	2	0	0	0	0	262
FOUNTAIN										
PROBATION	0	0	0	0	1	0	0	0	0	1
COUNTY TOTAL:	0	0	0	0	1	0	0	0	0	1
FRANKLIN										
PROBATION	0	0	0	0	0	0	0	0	0	0
COUNTY TOTAL:	0	0	0	0	0	0	0	0	0	0
FULTON										
PROBATION	0	0	0	0	0	0	0	0	0	0
COUNTY TOTAL:	0	0	0	0	0	0	0	0	0	0
GIBSON										
PROBATION	0	2	1	0	0	0	0	0	0	3
COUNTY TOTAL:	0	2	1	0	0	0	0	0	0	3
GRANT										
PROBATION	0	0	0	0	0	0	0	0	0	0
COUNTY TOTAL:	0	0	0	0	0	0	0	0	0	0
GREENE										
PROBATION	0	0	0	0	0	0	0	0	3	3
COUNTY TOTAL:	0	0	0	0	0	0	0	0	3	3

ADULT PROBATION
FELONY SUPERVISIONS REOPENED

	PRE	POST	SPLIT	INTER-STATE	INTRA-STATE	IN LIEU OF PROSECUTION	WITHHELD	DRUG COURT	OTHER	TOTAL
HAMILTON										
PROBATION	0	8	14	0	2	0	0	0	0	24
COUNTY TOTAL:	0	8	14	0	2	0	0	0	0	24
HANCOCK										
PROBATION	0	2	0	0	0	0	0	0	0	2
COUNTY TOTAL:	0	2	0	0	0	0	0	0	0	2
HARRISON										
ADULT PROBATION	0	0	4	2	0	0	0	0	0	6
COUNTY TOTAL:	0	0	4	2	0	0	0	0	0	6
HENDRICKS										
PROBATION	0	14	2	0	0	0	0	0	0	16
COUNTY TOTAL:	0	14	2	0	0	0	0	0	0	16
HENRY										
PROBATION	0	5	4	1	0	0	0	0	0	10
COUNTY TOTAL:	0	5	4	1	0	0	0	0	0	10
HOWARD										
PROBATION	0	0	2	0	1	0	0	0	0	3
COUNTY TOTAL:	0	0	2	0	1	0	0	0	0	3
HUNTINGTON										
PROBATION	0	1	7	0	0	0	0	0	0	8
COUNTY TOTAL:	0	1	7	0	0	0	0	0	0	8
JACKSON										
PROBATION	0	1	3	0	0	0	0	0	0	4
COUNTY TOTAL:	0	1	3	0	0	0	0	0	0	4
JASPER										
PROBATION	0	13	8	0	0	0	0	0	0	21
COUNTY TOTAL:	0	13	8	0	0	0	0	0	0	21
JAY										
PROBATION	0	0	0	0	0	0	0	0	0	0
COUNTY TOTAL:	0	0	0	0	0	0	0	0	0	0
JEFFERSON										
PROBATION	0	0	0	0	0	0	0	0	0	0
COUNTY TOTAL:	0	0	0	0	0	0	0	0	0	0
JENNINGS										
PROBATION	0	0	0	0	0	0	0	0	0	0
COUNTY TOTAL:	0	0	0	0	0	0	0	0	0	0
JOHNSON										
PROBATION	0	3	2	0	0	0	0	0	0	5
COUNTY TOTAL:	0	3	2	0	0	0	0	0	0	5
KNOX										
PROBATION	0	0	0	0	0	0	0	0	0	0
COUNTY TOTAL:	0	0	0	0	0	0	0	0	0	0

ADULT PROBATION
FELONY SUPERVISIONS REOPENED

	PRE	POST	SPLIT	INTER-STATE	INTRA-STATE	IN LIEU OF PROSECUTION	WITHHELD	DRUG COURT	OTHER	TOTAL
KOSCIUSKO										
PROBATION	0	0	0	0	0	0	0	0	0	0
COUNTY TOTAL:	0	0	0	0	0	0	0	0	0	0
LAGRANGE										
PROBATION	0	0	0	0	0	0	0	0	0	0
COUNTY TOTAL:	0	0	0	0	0	0	0	0	0	0
LAKE										
ADULT PROBATION	0	172	144	0	0	0	0	0	0	316
COUNTY TOTAL:	0	172	144	0	0	0	0	0	0	316
LAPORTE										
ADULT PROBATION	1	12	16	1	0	0	0	0	0	30
COUNTY TOTAL:	1	12	16	1	0	0	0	0	0	30
LAWRENCE										
PROBATION	0	14	0	0	0	0	0	0	0	14
COUNTY TOTAL:	0	14	0	0	0	0	0	0	0	14
MADISON										
ADULT PROBATION	0	0	0	0	0	0	0	0	134	134
COUNTY TOTAL:	0	0	0	0	0	0	0	0	134	134
MARION										
PROBATION	0	0	0	0	0	0	0	0	0	0
COUNTY TOTAL:	0	0	0	0	0	0	0	0	0	0
MARSHALL										
PROBATION	0	24	40	0	0	0	1	0	0	65
COUNTY TOTAL:	0	24	40	0	0	0	1	0	0	65
MARTIN										
PROBATION	0	0	0	0	0	0	0	0	0	0
COUNTY TOTAL:	0	0	0	0	0	0	0	0	0	0
MIAMI										
PROBATION	0	0	2	0	3	0	0	0	0	5
COUNTY TOTAL:	0	0	2	0	3	0	0	0	0	5
MONROE										
PROBATION	57	3	2	0	7	0	0	3	5	77
COUNTY TOTAL:	57	3	2	0	7	0	0	3	5	77
MONTGOMERY										
PROBATION	0	0	0	0	0	0	0	0	0	0
COUNTY TOTAL:	0	0	0	0	0	0	0	0	0	0
MORGAN										
PROBATION	0	18	1	0	0	0	0	0	0	19
COUNTY TOTAL:	0	18	1	0	0	0	0	0	0	19
NEWTON										
PROBATION	0	0	0	0	0	0	0	0	0	0
COUNTY TOTAL:	0	0	0	0	0	0	0	0	0	0

ADULT PROBATION
FELONY SUPERVISIONS REOPENED

	PRE	POST	SPLIT	INTER-STATE	INTRA-STATE	IN LIEU OF PROSECUTION	WITHHELD	DRUG COURT	OTHER	TOTAL
NOBLE										
PROBATION	0	1	11	0	1	0	0	0	0	13
COUNTY TOTAL:	0	1	11	0	1	0	0	0	0	13
OHIO										
PROBATION	0	0	0	0	0	0	0	0	0	0
COUNTY TOTAL:	0	0	0	0	0	0	0	0	0	0
ORANGE										
PROBATION	40	0	1	0	1	0	0	0	0	42
COUNTY TOTAL:	40	0	1	0	1	0	0	0	0	42
OWEN										
PROBATION	0	21	5	1	0	0	0	0	0	27
COUNTY TOTAL:	0	21	5	1	0	0	0	0	0	27
PARKE										
PROBATION	1	13	5	0	1	0	0	0	1	21
COUNTY TOTAL:	1	13	5	0	1	0	0	0	1	21
PERRY										
PROBATION	0	1	1	0	0	0	0	0	0	2
COUNTY TOTAL:	0	1	1	0	0	0	0	0	0	2
PIKE										
PROBATION	0	0	0	0	0	0	0	0	0	0
COUNTY TOTAL:	0	0	0	0	0	0	0	0	0	0
PORTER										
ADULT PROBATION	2	9	4	1	0	0	0	0	0	16
COUNTY TOTAL:	2	9	4	1	0	0	0	0	0	16
POSEY										
PROBATION	0	2	4	4	6	0	0	0	1	17
COUNTY TOTAL:	0	2	4	4	6	0	0	0	1	17
PULASKI										
PROBATION	0	0	0	0	0	0	0	0	0	0
COUNTY TOTAL:	0	0	0	0	0	0	0	0	0	0
PUTNAM										
ADULT PROBATION	0	0	0	0	0	0	0	0	0	0
COUNTY TOTAL:	0	0	0	0	0	0	0	0	0	0
RANDOLPH										
PROBATION	0	0	0	0	0	0	0	0	0	0
COUNTY TOTAL:	0	0	0	0	0	0	0	0	0	0
RIPLEY										
PROBATION	2	31	43	0	1	0	0	0	0	77
COUNTY TOTAL:	2	31	43	0	1	0	0	0	0	77
RUSH										
PROBATION	0	0	0	0	0	0	0	0	0	0
PROBATION	0	0	0	0	0	0	0	0	0	0
COUNTY TOTAL:	0	0	0	0	0	0	0	0	0	0

ADULT PROBATION
FELONY SUPERVISIONS REOPENED

	PRE	POST	SPLIT	INTER-STATE	INTRA-STATE	IN LIEU OF PROSECUTION	WITHHELD	DRUG COURT	OTHER	TOTAL
ST. JOSEPH										
ADULT PROBATION	0	71	9	0	1	0	0	0	0	81
COUNTY TOTAL:	0	71	9	0	1	0	0	0	0	81
SCOTT										
PROBATION	0	0	0	0	1	0	0	0	0	1
COUNTY TOTAL:	0	0	0	0	1	0	0	0	0	1
SHELBY										
PROBATION	0	15	11	0	0	0	0	0	0	26
COUNTY TOTAL:	0	15	11	0	0	0	0	0	0	26
SPENCER										
PROBATION	0	1	0	0	0	0	0	0	0	1
COUNTY TOTAL:	0	1	0	0	0	0	0	0	0	1
STARKE										
PROBATION	0	0	7	0	0	0	0	0	0	7
COUNTY TOTAL:	0	0	7	0	0	0	0	0	0	7
STEUBEN										
PROBATION	0	1	12	1	2	0	0	0	0	16
COUNTY TOTAL:	0	1	12	1	2	0	0	0	0	16
SULLIVAN										
PROBATION	0	0	0	0	0	0	0	0	0	0
COUNTY TOTAL:	0	0	0	0	0	0	0	0	0	0
SWITZERLAND										
PROBATION	0	1	0	0	0	0	0	0	0	1
COUNTY TOTAL:	0	1	0	0	0	0	0	0	0	1
TIPPECANOE										
PROBATION	0	4	29	0	5	0	0	0	1	39
COUNTY TOTAL:	0	4	29	0	5	0	0	0	1	39
TIPTON										
PROBATION	0	0	2	0	1	0	0	0	0	3
COUNTY TOTAL:	0	0	2	0	1	0	0	0	0	3
UNION										
PROBATION	0	0	0	0	0	0	0	0	0	0
COUNTY TOTAL:	0	0	0	0	0	0	0	0	0	0
VANDERBURGH										
PROBATION	25	104	82	1	2	0	42	0	8	264
COUNTY TOTAL:	25	104	82	1	2	0	42	0	8	264
VERMILLION										
PROBATION	0	0	0	0	0	0	0	0	0	0
COUNTY TOTAL:	0	0	0	0	0	0	0	0	0	0
VIGO										
ADULT PROBATION	0	4	7	1	0	0	0	0	0	12
COUNTY TOTAL:	0	4	7	1	0	0	0	0	0	12

ADULT PROBATION
FELONY SUPERVISIONS REOPENED

	PRE	POST	SPLIT	INTER-STATE	INTRA-STATE	IN LIEU OF PROSECUTION	WITHHELD	DRUG COURT	OTHER	TOTAL
WABASH										
PROBATION	0	0	0	0	0	0	0	0	0	0
COUNTY TOTAL:	0	0	0	0	0	0	0	0	0	0
WARREN										
PROBATION	0	0	0	0	0	0	0	0	0	0
COUNTY TOTAL:	0	0	0	0	0	0	0	0	0	0
WARRICK										
PROBATION	0	0	0	0	0	0	0	0	0	0
COUNTY TOTAL:	0	0	0	0	0	0	0	0	0	0
WASHINGTON										
PROBATION	0	27	10	1	2	0	0	0	0	40
COUNTY TOTAL:	0	27	10	1	2	0	0	0	0	40
WAYNE										
PROBATION	0	1	0	1	0	0	0	0	39	41
COUNTY TOTAL:	0	1	0	1	0	0	0	0	39	41
WELLS										
PROBATION	1	0	2	0	0	0	0	0	0	3
COUNTY TOTAL:	1	0	2	0	0	0	0	0	0	3
WHITE										
PROBATION	0	0	0	0	0	0	0	0	0	0
COUNTY TOTAL:	0	0	0	0	0	0	0	0	0	0
WHITLEY										
PROBATION	0	0	10	0	2	0	0	0	0	12
COUNTY TOTAL:	0	0	10	0	2	0	0	0	0	12
STATE TOTALS										
GRAND TOTAL CIRCUIT, SUPERIOR & PROBATE:	135	1,372	1,055	32	53	0	43	5	294	2,989
GRAND TOTAL:	135	1,372	1,055	32	53	0	43	5	294	2,989

ADULT PROBATION
FELONY SUPERVISIONS - TOTAL DISPOSITIONS

	PRE	POST	SPLIT	INTER-STATE	INTRA-STATE	IN LIEU OF PROSECUTION	WITHHELD	DRUG COURT	OTHER	TOTAL
ADAMS										
PROBATION	0	95	17	3	5	0	0	0	0	120
COUNTY TOTAL:	0	95	17	3	5	0	0	0	0	120
ALLEN										
ADULT PROBATION	1	442	652	40	122	91	0	0	0	1,348
COUNTY TOTAL:	1	442	652	40	122	91	0	0	0	1,348
BARTHOLOMEW										
PROBATION	29	182	51	10	51	0	0	0	0	323
COUNTY TOTAL:	29	182	51	10	51	0	0	0	0	323
BENTON										
PROBATION	0	50	28	1	4	0	0	0	0	83
COUNTY TOTAL:	0	50	28	1	4	0	0	0	0	83
BLACKFORD										
PROBATION	0	138	12	1	4	0	0	0	0	155
COUNTY TOTAL:	0	138	12	1	4	0	0	0	0	155
BOONE										
PROBATION	0	162	29	8	16	4	0	0	0	219
COUNTY TOTAL:	0	162	29	8	16	4	0	0	0	219
BROWN										
PROBATION	0	49	19	0	1	0	0	0	3	72
COUNTY TOTAL:	0	49	19	0	1	0	0	0	3	72
CARROLL										
PROBATION	0	47	39	2	18	0	0	0	0	106
COUNTY TOTAL:	0	47	39	2	18	0	0	0	0	106
CASS										
ADULT PROBATION	0	45	124	4	22	0	0	0	0	195
COUNTY TOTAL:	0	45	124	4	22	0	0	0	0	195
CLARK										
PROBATION	18	568	210	69	25	0	0	0	5	895
COUNTY TOTAL:	18	568	210	69	25	0	0	0	5	895
CLAY										
PROBATION	0	133	26	0	21	0	0	0	0	180
COUNTY TOTAL:	0	133	26	0	21	0	0	0	0	180
CLINTON										
PROBATION	1	25	230	2	16	0	0	0	1	275
COUNTY TOTAL:	1	25	230	2	16	0	0	0	1	275
CRAWFORD										
PROBATION	0	3	325	3	1	0	0	0	0	332
COUNTY TOTAL:	0	3	325	3	1	0	0	0	0	332
DAVIESS										
PROBATION	0	87	82	1	26	0	0	0	0	196
COUNTY TOTAL:	0	87	82	1	26	0	0	0	0	196

ADULT PROBATION
FELONY SUPERVISIONS - TOTAL DISPOSITIONS

	PRE	POST	SPLIT	INTER-STATE	INTRA-STATE	IN LIEU OF PROSECUTION	WITHHELD	DRUG COURT	OTHER	TOTAL
DEARBORN										
PROBATION	10	46	473	28	8	0	0	7	95	667
COUNTY TOTAL:	10	46	473	28	8	0	0	7	95	667
DECATUR										
ADULT PROBATION	0	17	80	2	7	0	0	0	0	106
COUNTY TOTAL:	0	17	80	2	7	0	0	0	0	106
DEKALB										
PROBATION	5	108	40	1	21	0	0	0	0	175
COUNTY TOTAL:	5	108	40	1	21	0	0	0	0	175
DELAWARE										
ADULT PROBATION	331	874	517	14	54	2	0	120	7	1,919
COUNTY TOTAL:	331	874	517	14	54	2	0	120	7	1,919
DUBOIS										
PROBATION	0	78	84	6	8	0	0	2	0	178
COUNTY TOTAL:	0	78	84	6	8	0	0	2	0	178
ELKHART										
PROBATION	2	450	381	46	37	3	0	0	0	919
COUNTY TOTAL:	2	450	381	46	37	3	0	0	0	919
FAYETTE										
PROBATION	37	84	168	4	12	0	0	0	0	305
COUNTY TOTAL:	37	84	168	4	12	0	0	0	0	305
FLOYD										
PROBATION	0	186	532	50	68	0	0	0	0	836
COUNTY TOTAL:	0	186	532	50	68	0	0	0	0	836
FOUNTAIN										
PROBATION	0	57	14	6	17	0	0	0	0	94
COUNTY TOTAL:	0	57	14	6	17	0	0	0	0	94
FRANKLIN										
PROBATION	1	21	103	12	12	0	0	0	0	149
COUNTY TOTAL:	1	21	103	12	12	0	0	0	0	149
FULTON										
PROBATION	0	105	46	7	13	0	0	0	0	171
COUNTY TOTAL:	0	105	46	7	13	0	0	0	0	171
GIBSON										
PROBATION	22	126	68	3	6	2	1	3	3	234
COUNTY TOTAL:	22	126	68	3	6	2	1	3	3	234
GRANT										
PROBATION	0	140	332	11	27	0	0	49	0	559
COUNTY TOTAL:	0	140	332	11	27	0	0	49	0	559
GREENE										
PROBATION	0	16	117	3	29	0	0	0	0	165
COUNTY TOTAL:	0	16	117	3	29	0	0	0	0	165

ADULT PROBATION
FELONY SUPERVISIONS - TOTAL DISPOSITIONS

	PRE	POST	SPLIT	INTER-STATE	INTRA-STATE	IN LIEU OF PROSECUTION	WITHHELD	DRUG COURT	OTHER	TOTAL
HAMILTON										
PROBATION	18	290	435	17	46	0	0	29	0	835
COUNTY TOTAL:	18	290	435	17	46	0	0	29	0	835
HANCOCK										
PROBATION	1	114	132	0	49	0	0	1	1	298
COUNTY TOTAL:	1	114	132	0	49	0	0	1	1	298
HARRISON										
ADULT PROBATION	0	218	79	27	35	1	0	0	30	390
COUNTY TOTAL:	0	218	79	27	35	1	0	0	30	390
HENDRICKS										
PROBATION	1	384	71	9	44	0	8	4	0	521
COUNTY TOTAL:	1	384	71	9	44	0	8	4	0	521
HENRY										
PROBATION	3	178	127	5	18	0	0	0	0	331
COUNTY TOTAL:	3	178	127	5	18	0	0	0	0	331
HOWARD										
PROBATION	2	396	153	8	51	0	0	3	0	613
COUNTY TOTAL:	2	396	153	8	51	0	0	3	0	613
HUNTINGTON										
PROBATION	0	12	125	8	9	4	0	0	3	161
COUNTY TOTAL:	0	12	125	8	9	4	0	0	3	161
JACKSON										
PROBATION	1	67	138	4	14	0	0	0	1	225
COUNTY TOTAL:	1	67	138	4	14	0	0	0	1	225
JASPER										
PROBATION	8	54	118	0	13	0	0	0	42	235
COUNTY TOTAL:	8	54	118	0	13	0	0	0	42	235
JAY										
PROBATION	0	145	0	7	3	1	0	0	0	156
COUNTY TOTAL:	0	145	0	7	3	1	0	0	0	156
JEFFERSON										
PROBATION	0	67	54	22	42	0	0	0	0	185
COUNTY TOTAL:	0	67	54	22	42	0	0	0	0	185
JENNINGS										
PROBATION	0	208	50	2	10	1	0	0	0	271
COUNTY TOTAL:	0	208	50	2	10	1	0	0	0	271
JOHNSON										
PROBATION	0	206	174	18	45	0	0	0	0	443
COUNTY TOTAL:	0	206	174	18	45	0	0	0	0	443
KNOX										
PROBATION	1	176	8	26	34	0	0	0	0	245
COUNTY TOTAL:	1	176	8	26	34	0	0	0	0	245

ADULT PROBATION
FELONY SUPERVISIONS - TOTAL DISPOSITIONS

	PRE	POST	SPLIT	INTER-STATE	INTRA-STATE	IN LIEU OF PROSECUTION	WITHHELD	DRUG COURT	OTHER	TOTAL
KOSCIUSKO										
PROBATION	0	153	114	8	31	0	0	0	0	306
COUNTY TOTAL:	0	153	114	8	31	0	0	0	0	306
LAGRANGE										
PROBATION	0	57	134	2	19	0	0	0	0	212
COUNTY TOTAL:	0	57	134	2	19	0	0	0	0	212
LAKE										
ADULT PROBATION	54	704	273	119	43	0	0	0	5	1,198
COUNTY TOTAL:	54	704	273	119	43	0	0	0	5	1,198
LAPORTE										
ADULT PROBATION	144	188	192	22	20	0	0	0	0	566
COUNTY TOTAL:	144	188	192	22	20	0	0	0	0	566
LAWRENCE										
PROBATION	2	152	20	3	11	0	0	4	323	515
COUNTY TOTAL:	2	152	20	3	11	0	0	4	323	515
MADISON										
ADULT PROBATION	14	284	395	25	127	1	3	0	112	961
COUNTY TOTAL:	14	284	395	25	127	1	3	0	112	961
MARION										
PROBATION	30	1,777	1,721	123	264	0	0	0	0	3,915
COUNTY TOTAL:	30	1,777	1,721	123	264	0	0	0	0	3,915
MARSHALL										
PROBATION	0	186	169	8	13	0	2	0	0	378
COUNTY TOTAL:	0	186	169	8	13	0	2	0	0	378
MARTIN										
PROBATION	0	40	13	1	6	0	0	0	0	60
COUNTY TOTAL:	0	40	13	1	6	0	0	0	0	60
MIAMI										
PROBATION	1	137	47	6	31	0	0	0	13	235
COUNTY TOTAL:	1	137	47	6	31	0	0	0	13	235
MONROE										
PROBATION	242	269	119	13	65	0	2	62	37	809
COUNTY TOTAL:	242	269	119	13	65	0	2	62	37	809
MONTGOMERY										
PROBATION	1	72	135	5	25	11	0	10	1	260
COUNTY TOTAL:	1	72	135	5	25	11	0	10	1	260
MORGAN										
PROBATION	6	345	9	8	26	1	0	0	0	395
COUNTY TOTAL:	6	345	9	8	26	1	0	0	0	395
NEWTON										
PROBATION	2	22	6	1	3	0	0	0	0	34
COUNTY TOTAL:	2	22	6	1	3	0	0	0	0	34

ADULT PROBATION
FELONY SUPERVISIONS - TOTAL DISPOSITIONS

	PRE	POST	SPLIT	INTER-STATE	INTRA-STATE	IN LIEU OF PROSECUTION	WITHHELD	DRUG COURT	OTHER	TOTAL
NOBLE										
PROBATION	1	52	154	1	9	0	10	0	6	233
COUNTY TOTAL:	1	52	154	1	9	0	10	0	6	233
OHIO										
PROBATION	0	17	50	2	2	0	0	0	0	71
COUNTY TOTAL:	0	17	50	2	2	0	0	0	0	71
ORANGE										
PROBATION	57	101	33	3	16	0	0	0	0	210
COUNTY TOTAL:	57	101	33	3	16	0	0	0	0	210
OWEN										
PROBATION	17	39	61	4	17	0	0	1	0	139
COUNTY TOTAL:	17	39	61	4	17	0	0	1	0	139
PARKE										
PROBATION	12	87	23	6	6	0	0	1	5	140
COUNTY TOTAL:	12	87	23	6	6	0	0	1	5	140
PERRY										
PROBATION	0	77	25	4	3	0	0	0	0	109
COUNTY TOTAL:	0	77	25	4	3	0	0	0	0	109
PIKE										
PROBATION	0	65	19	4	6	0	0	0	2	96
COUNTY TOTAL:	0	65	19	4	6	0	0	0	2	96
PORTER										
ADULT PROBATION	137	432	108	16	23	0	0	0	0	716
COUNTY TOTAL:	137	432	108	16	23	0	0	0	0	716
POSEY										
PROBATION	2	39	22	3	6	0	0	0	0	72
COUNTY TOTAL:	2	39	22	3	6	0	0	0	0	72
PULASKI										
PROBATION	0	14	57	3	3	0	1	0	0	78
COUNTY TOTAL:	0	14	57	3	3	0	1	0	0	78
PUTNAM										
ADULT PROBATION	1	124	160	0	22	6	0	0	42	355
COUNTY TOTAL:	1	124	160	0	22	6	0	0	42	355
RANDOLPH										
PROBATION	0	37	47	2	7	0	0	0	2	95
COUNTY TOTAL:	0	37	47	2	7	0	0	0	2	95
RIPLEY										
PROBATION	3	151	142	3	25	0	0	0	0	324
COUNTY TOTAL:	3	151	142	3	25	0	0	0	0	324
RUSH										
PROBATION	0	1	22	0	1	0	0	0	0	24
PROBATION	0	2	15	1	3	0	0	0	0	21
COUNTY TOTAL:	0	3	37	1	4	0	0	0	0	45

ADULT PROBATION
FELONY SUPERVISIONS - TOTAL DISPOSITIONS

	PRE	POST	SPLIT	INTER-STATE	INTRA-STATE	IN LIEU OF PROSECUTION	WITHHELD	DRUG COURT	OTHER	TOTAL
ST. JOSEPH										
ADULT PROBATION	46	343	266	45	50	0	0	0	0	750
COUNTY TOTAL:	46	343	266	45	50	0	0	0	0	750
SCOTT										
PROBATION	17	158	84	3	21	0	0	0	0	283
COUNTY TOTAL:	17	158	84	3	21	0	0	0	0	283
SHELBY										
PROBATION	0	177	133	4	15	0	0	0	0	329
COUNTY TOTAL:	0	177	133	4	15	0	0	0	0	329
SPENCER										
PROBATION	0	56	59	3	4	0	0	0	2	124
COUNTY TOTAL:	0	56	59	3	4	0	0	0	2	124
STARKE										
PROBATION	32	7	77	7	7	0	0	0	0	130
COUNTY TOTAL:	32	7	77	7	7	0	0	0	0	130
STEUBEN										
PROBATION	0	13	103	17	17	0	0	0	0	150
COUNTY TOTAL:	0	13	103	17	17	0	0	0	0	150
SULLIVAN										
PROBATION	1	24	40	3	11	0	0	0	0	79
COUNTY TOTAL:	1	24	40	3	11	0	0	0	0	79
SWITZERLAND										
PROBATION	0	42	0	6	11	0	0	0	0	59
COUNTY TOTAL:	0	42	0	6	11	0	0	0	0	59
TIPPECANOE										
PROBATION	1	22	280	7	27	0	0	1	2	340
COUNTY TOTAL:	1	22	280	7	27	0	0	1	2	340
TIPTON										
PROBATION	0	8	50	2	21	0	0	0	1	82
COUNTY TOTAL:	0	8	50	2	21	0	0	0	1	82
UNION										
PROBATION	0	15	20	3	4	0	0	0	0	42
COUNTY TOTAL:	0	15	20	3	4	0	0	0	0	42
VANDERBURGH										
PROBATION	165	450	388	54	75	0	290	1	34	1,457
COUNTY TOTAL:	165	450	388	54	75	0	290	1	34	1,457
VERMILLION										
PROBATION	0	23	14	5	8	0	0	0	0	50
COUNTY TOTAL:	0	23	14	5	8	0	0	0	0	50
VIGO										
ADULT PROBATION	101	335	301	35	43	0	0	1	2	818
COUNTY TOTAL:	101	335	301	35	43	0	0	1	2	818

ADULT PROBATION
FELONY SUPERVISIONS - TOTAL DISPOSITIONS

	PRE	POST	SPLIT	INTER-STATE	INTRA-STATE	IN LIEU OF PROSECUTION	WITHHELD	DRUG COURT	OTHER	TOTAL
WABASH										
PROBATION	23	78	123	3	14	6	3	9	34	293
COUNTY TOTAL:	23	78	123	3	14	6	3	9	34	293
WARREN										
PROBATION	0	35	0	0	3	0	0	5	0	43
COUNTY TOTAL:	0	35	0	0	3	0	0	5	0	43
WARRICK										
PROBATION	0	84	24	8	4	0	0	0	0	120
COUNTY TOTAL:	0	84	24	8	4	0	0	0	0	120
WASHINGTON										
PROBATION	54	113	69	11	17	0	0	0	1	265
COUNTY TOTAL:	54	113	69	11	17	0	0	0	1	265
WAYNE										
PROBATION	52	130	139	16	24	1	0	0	55	417
COUNTY TOTAL:	52	130	139	16	24	1	0	0	55	417
WELLS										
PROBATION	2	27	91	2	15	0	0	0	0	137
COUNTY TOTAL:	2	27	91	2	15	0	0	0	0	137
WHITE										
PROBATION	0	17	49	0	5	0	0	0	0	71
COUNTY TOTAL:	0	17	49	0	5	0	0	0	0	71
WHITLEY										
PROBATION	0	4	242	4	7	0	0	6	0	263
COUNTY TOTAL:	0	4	242	4	7	0	0	6	0	263
STATE TOTALS										
GRAND TOTAL CIRCUIT, SUPERIOR & PROBATE:	1,712	14,634	13,300	1,124	2,300	135	320	319	870	34,714
GRAND TOTAL:	1,712	14,634	13,300	1,124	2,300	135	320	319	870	34,714

ADULT PROBATION
FELONY SUPERVISIONS - TYPES OF DISPOSITIONS - CLOSED AND INACTIVE SUPERVISIONS

	PROBATION COMPLETED	REVOKE NEW OFFENSE	REVOKE NEW VIOLATION	ABSCONDED	OTHER	TOTAL
ADAMS						
PROBATION	101	11	8	0	0	120
COUNTY TOTAL:	101	11	8	0	0	120
ALLEN						
ADULT PROBATION	649	172	336	21	170	1,348
COUNTY TOTAL:	649	172	336	21	170	1,348
BARTHOLOMEW						
PROBATION	242	18	63	0	0	323
COUNTY TOTAL:	242	18	63	0	0	323
BENTON						
PROBATION	44	5	5	4	25	83
COUNTY TOTAL:	44	5	5	4	25	83
BLACKFORD						
PROBATION	71	26	19	30	9	155
COUNTY TOTAL:	71	26	19	30	9	155
BOONE						
PROBATION	151	37	28	1	2	219
COUNTY TOTAL:	151	37	28	1	2	219
BROWN						
PROBATION	25	6	7	10	24	72
COUNTY TOTAL:	25	6	7	10	24	72
CARROLL						
PROBATION	54	16	32	4	0	106
COUNTY TOTAL:	54	16	32	4	0	106
CASS						
ADULT PROBATION	142	41	4	0	8	195
COUNTY TOTAL:	142	41	4	0	8	195
CLARK						
PROBATION	402	99	43	263	88	895
COUNTY TOTAL:	402	99	43	263	88	895
CLAY						
PROBATION	105	25	50	0	0	180
COUNTY TOTAL:	105	25	50	0	0	180
CLINTON						
PROBATION	97	54	109	0	15	275
COUNTY TOTAL:	97	54	109	0	15	275
CRAWFORD						
PROBATION	331	1	0	0	0	332
COUNTY TOTAL:	331	1	0	0	0	332
DAVIESS						
PROBATION	130	29	10	0	27	196
COUNTY TOTAL:	130	29	10	0	27	196

ADULT PROBATION
FELONY SUPERVISIONS - TYPES OF DISPOSITIONS - CLOSED AND INACTIVE SUPERVISIONS

	PROBATION COMPLETED	REVOKE NEW OFFENSE	REVOKE NEW VIOLATION	ABSCONDED	OTHER	TOTAL
DEARBORN						
PROBATION	281	27	56	143	160	667
COUNTY TOTAL:	281	27	56	143	160	667
DECATUR						
ADULT PROBATION	65	22	7	0	12	106
COUNTY TOTAL:	65	22	7	0	12	106
DEKALB						
PROBATION	91	29	14	9	32	175
COUNTY TOTAL:	91	29	14	9	32	175
DELAWARE						
ADULT PROBATION	310	72	127	0	1,410	1,919
COUNTY TOTAL:	310	72	127	0	1,410	1,919
DUBOIS						
PROBATION	59	35	26	58	0	178
COUNTY TOTAL:	59	35	26	58	0	178
ELKHART						
PROBATION	491	161	151	61	55	919
COUNTY TOTAL:	491	161	151	61	55	919
FAYETTE						
PROBATION	104	58	10	109	24	305
COUNTY TOTAL:	104	58	10	109	24	305
FLOYD						
PROBATION	207	129	61	299	140	836
COUNTY TOTAL:	207	129	61	299	140	836
FOUNTAIN						
PROBATION	82	7	5	0	0	94
COUNTY TOTAL:	82	7	5	0	0	94
FRANKLIN						
PROBATION	137	2	0	0	10	149
COUNTY TOTAL:	137	2	0	0	10	149
FULTON						
PROBATION	83	39	48	1	0	171
COUNTY TOTAL:	83	39	48	1	0	171
GIBSON						
PROBATION	147	24	35	1	27	234
COUNTY TOTAL:	147	24	35	1	27	234
GRANT						
PROBATION	366	124	69	0	0	559
COUNTY TOTAL:	366	124	69	0	0	559
GREENE						
PROBATION	98	23	23	8	13	165
COUNTY TOTAL:	98	23	23	8	13	165

ADULT PROBATION
FELONY SUPERVISIONS - TYPES OF DISPOSITIONS - CLOSED AND INACTIVE SUPERVISIONS

	PROBATION COMPLETED	REVOKE NEW OFFENSE	REVOKE NEW VIOLATION	ABSCONDED	OTHER	TOTAL
HAMILTON						
PROBATION	421	138	149	46	81	835
COUNTY TOTAL:	421	138	149	46	81	835
HANCOCK						
PROBATION	125	45	66	34	28	298
COUNTY TOTAL:	125	45	66	34	28	298
HARRISON						
ADULT PROBATION	245	55	63	1	26	390
COUNTY TOTAL:	245	55	63	1	26	390
HENDRICKS						
PROBATION	250	109	130	30	2	521
COUNTY TOTAL:	250	109	130	30	2	521
HENRY						
PROBATION	219	40	49	19	4	331
COUNTY TOTAL:	219	40	49	19	4	331
HOWARD						
PROBATION	424	0	0	0	189	613
COUNTY TOTAL:	424	0	0	0	189	613
HUNTINGTON						
PROBATION	67	12	36	11	35	161
COUNTY TOTAL:	67	12	36	11	35	161
JACKSON						
PROBATION	119	34	30	11	31	225
COUNTY TOTAL:	119	34	30	11	31	225
JASPER						
PROBATION	140	18	18	51	8	235
COUNTY TOTAL:	140	18	18	51	8	235
JAY						
PROBATION	105	32	15	1	3	156
COUNTY TOTAL:	105	32	15	1	3	156
JEFFERSON						
PROBATION	142	25	13	4	1	185
COUNTY TOTAL:	142	25	13	4	1	185
JENNINGS						
PROBATION	97	76	87	1	10	271
COUNTY TOTAL:	97	76	87	1	10	271
JOHNSON						
PROBATION	214	80	93	14	42	443
COUNTY TOTAL:	214	80	93	14	42	443
KNOX						
PROBATION	208	19	18	0	0	245
COUNTY TOTAL:	208	19	18	0	0	245

ADULT PROBATION
FELONY SUPERVISIONS - TYPES OF DISPOSITIONS - CLOSED AND INACTIVE SUPERVISIONS

	PROBATION COMPLETED	REVOKE NEW OFFENSE	REVOKE NEW VIOLATION	ABSCONDED	OTHER	TOTAL
KOSCIUSKO						
PROBATION	242	53	11	0	0	306
COUNTY TOTAL:	242	53	11	0	0	306
LAGRANGE						
PROBATION	174	19	19	0	0	212
COUNTY TOTAL:	174	19	19	0	0	212
LAKE						
ADULT PROBATION	630	161	81	288	38	1,198
COUNTY TOTAL:	630	161	81	288	38	1,198
LAPORTE						
ADULT PROBATION	313	96	53	46	58	566
COUNTY TOTAL:	313	96	53	46	58	566
LAWRENCE						
PROBATION	435	38	42	0	0	515
COUNTY TOTAL:	435	38	42	0	0	515
MADISON						
ADULT PROBATION	493	208	253	7	0	961
COUNTY TOTAL:	493	208	253	7	0	961
MARION						
PROBATION	1,580	839	990	294	212	3,915
COUNTY TOTAL:	1,580	839	990	294	212	3,915
MARSHALL						
PROBATION	117	62	89	11	99	378
COUNTY TOTAL:	117	62	89	11	99	378
MARTIN						
PROBATION	38	14	7	0	1	60
COUNTY TOTAL:	38	14	7	0	1	60
MIAMI						
PROBATION	106	51	44	0	34	235
COUNTY TOTAL:	106	51	44	0	34	235
MONROE						
PROBATION	450	40	136	48	135	809
COUNTY TOTAL:	450	40	136	48	135	809
MONTGOMERY						
PROBATION	170	37	42	8	3	260
COUNTY TOTAL:	170	37	42	8	3	260
MORGAN						
PROBATION	136	55	128	34	42	395
COUNTY TOTAL:	136	55	128	34	42	395
NEWTON						
PROBATION	21	7	2	0	4	34
COUNTY TOTAL:	21	7	2	0	4	34

ADULT PROBATION
FELONY SUPERVISIONS - TYPES OF DISPOSITIONS - CLOSED AND INACTIVE SUPERVISIONS

	PROBATION COMPLETED	REVOKE NEW OFFENSE	REVOKE NEW VIOLATION	ABSCONDED	OTHER	TOTAL
NOBLE						
PROBATION	132	35	33	2	31	233
COUNTY TOTAL:	132	35	33	2	31	233
OHIO						
PROBATION	45	12	9	0	5	71
COUNTY TOTAL:	45	12	9	0	5	71
ORANGE						
PROBATION	169	16	2	7	16	210
COUNTY TOTAL:	169	16	2	7	16	210
OWEN						
PROBATION	58	12	17	17	35	139
COUNTY TOTAL:	58	12	17	17	35	139
PARKE						
PROBATION	56	15	10	31	28	140
COUNTY TOTAL:	56	15	10	31	28	140
PERRY						
PROBATION	74	1	29	3	2	109
COUNTY TOTAL:	74	1	29	3	2	109
PIKE						
PROBATION	49	12	22	0	13	96
COUNTY TOTAL:	49	12	22	0	13	96
PORTER						
ADULT PROBATION	361	85	72	32	166	716
COUNTY TOTAL:	361	85	72	32	166	716
POSEY						
PROBATION	47	7	8	6	4	72
COUNTY TOTAL:	47	7	8	6	4	72
PULASKI						
PROBATION	49	13	10	6	0	78
COUNTY TOTAL:	49	13	10	6	0	78
PUTNAM						
ADULT PROBATION	102	37	73	75	68	355
COUNTY TOTAL:	102	37	73	75	68	355
RANDOLPH						
PROBATION	65	15	11	0	4	95
COUNTY TOTAL:	65	15	11	0	4	95
RIPLEY						
PROBATION	92	30	39	113	50	324
COUNTY TOTAL:	92	30	39	113	50	324
RUSH						
PROBATION	18	3	3	0	0	24
PROBATION	9	0	7	0	5	21
COUNTY TOTAL:	27	3	10	0	5	45

ADULT PROBATION
FELONY SUPERVISIONS - TYPES OF DISPOSITIONS - CLOSED AND INACTIVE SUPERVISIONS

	PROBATION COMPLETED	REVOKE NEW OFFENSE	REVOKE NEW VIOLATION	ABSCONDED	OTHER	TOTAL
ST. JOSEPH						
ADULT PROBATION	353	88	64	154	91	750
COUNTY TOTAL:	353	88	64	154	91	750
SCOTT						
PROBATION	143	23	7	15	95	283
COUNTY TOTAL:	143	23	7	15	95	283
SHELBY						
PROBATION	176	55	78	20	0	329
COUNTY TOTAL:	176	55	78	20	0	329
SPENCER						
PROBATION	87	14	13	10	0	124
COUNTY TOTAL:	87	14	13	10	0	124
STARKE						
PROBATION	58	11	12	14	35	130
COUNTY TOTAL:	58	11	12	14	35	130
STEUBEN						
PROBATION	93	23	21	8	5	150
COUNTY TOTAL:	93	23	21	8	5	150
SULLIVAN						
PROBATION	62	1	16	0	0	79
COUNTY TOTAL:	62	1	16	0	0	79
SWITZERLAND						
PROBATION	28	8	18	4	1	59
COUNTY TOTAL:	28	8	18	4	1	59
TIPPECANOE						
PROBATION	213	35	50	0	42	340
COUNTY TOTAL:	213	35	50	0	42	340
TIPTON						
PROBATION	37	11	0	5	29	82
COUNTY TOTAL:	37	11	0	5	29	82
UNION						
PROBATION	29	1	7	0	5	42
COUNTY TOTAL:	29	1	7	0	5	42
VANDERBURGH						
PROBATION	651	160	229	258	159	1,457
COUNTY TOTAL:	651	160	229	258	159	1,457
VERMILLION						
PROBATION	50	0	0	0	0	50
COUNTY TOTAL:	50	0	0	0	0	50
VIGO						
ADULT PROBATION	379	68	68	30	273	818
COUNTY TOTAL:	379	68	68	30	273	818

ADULT PROBATION
 FELONY SUPERVISIONS - TYPES OF DISPOSITIONS - CLOSED AND INACTIVE SUPERVISIONS

	PROBATION COMPLETED	REVOKE NEW OFFENSE	REVOKE NEW VIOLATION	ABSCONDED	OTHER	TOTAL
WABASH						
PROBATION	122	45	69	2	55	293
COUNTY TOTAL:	122	45	69	2	55	293
WARREN						
PROBATION	31	3	1	0	8	43
COUNTY TOTAL:	31	3	1	0	8	43
WARRICK						
PROBATION	110	4	4	1	1	120
COUNTY TOTAL:	110	4	4	1	1	120
WASHINGTON						
PROBATION	114	39	32	38	42	265
COUNTY TOTAL:	114	39	32	38	42	265
WAYNE						
PROBATION	142	35	36	38	166	417
COUNTY TOTAL:	142	35	36	38	166	417
WELLS						
PROBATION	65	30	20	6	16	137
COUNTY TOTAL:	65	30	20	6	16	137
WHITE						
PROBATION	69	0	2	0	0	71
COUNTY TOTAL:	69	0	2	0	0	71
WHITLEY						
PROBATION	112	67	51	33	0	263
COUNTY TOTAL:	112	67	51	33	0	263
STATE TOTALS						
GRAND TOTAL CIRCUIT, SUPERIOR & PROBATE:	17,196	4,669	5,153	2,909	4,787	34,714
GRAND TOTAL:	17,196	4,669	5,153	2,909	4,787	34,714

ADULT PROBATION
FELONY SUPERVISIONS PENDING 12/31/2016

	PRE	POST	SPLIT	INTER-STATE	INTRA-STATE	IN LIEU OF PROSECUTION	WITHHELD	DRUG COURT	OTHER	TOTAL
ADAMS										
PROBATION	0	185	72	3	3	0	0	0	0	263
COUNTY TOTAL:	0	185	72	3	3	0	0	0	0	263
ALLEN										
ADULT PROBATION	17	978	1,157	72	130	196	0	0	0	2,550
COUNTY TOTAL:	17	978	1,157	72	130	196	0	0	0	2,550
BARTHOLOMEW										
PROBATION	11	388	131	7	44	0	0	0	0	581
COUNTY TOTAL:	11	388	131	7	44	0	0	0	0	581
BENTON										
PROBATION	0	53	33	1	11	0	0	0	0	98
COUNTY TOTAL:	0	53	33	1	11	0	0	0	0	98
BLACKFORD										
PROBATION	0	35	48	5	13	0	0	0	0	101
COUNTY TOTAL:	0	35	48	5	13	0	0	0	0	101
BOONE										
PROBATION	0	657	75	29	69	0	0	0	0	830
COUNTY TOTAL:	0	657	75	29	69	0	0	0	0	830
BROWN										
PROBATION	0	83	56	3	16	0	0	0	0	158
COUNTY TOTAL:	0	83	56	3	16	0	0	0	0	158
CARROLL										
PROBATION	0	120	5	1	37	0	0	0	0	163
COUNTY TOTAL:	0	120	5	1	37	0	0	0	0	163
CASS										
ADULT PROBATION	0	92	210	9	27	0	0	0	0	338
COUNTY TOTAL:	0	92	210	9	27	0	0	0	0	338
CLARK										
PROBATION	12	1,060	547	130	61	0	0	0	2	1,812
COUNTY TOTAL:	12	1,060	547	130	61	0	0	0	2	1,812
CLAY										
PROBATION	0	160	73	8	19	0	0	0	0	260
COUNTY TOTAL:	0	160	73	8	19	0	0	0	0	260
CLINTON										
PROBATION	4	64	299	12	44	0	0	0	3	426
COUNTY TOTAL:	4	64	299	12	44	0	0	0	3	426
CRAWFORD										
PROBATION	0	29	7	15	49	0	0	0	0	100
COUNTY TOTAL:	0	29	7	15	49	0	0	0	0	100
DAVISS										
PROBATION	0	179	254	16	36	0	0	0	1	486
COUNTY TOTAL:	0	179	254	16	36	0	0	0	1	486

ADULT PROBATION
FELONY SUPERVISIONS PENDING 12/31/2016

	PRE	POST	SPLIT	INTER-STATE	INTRA-STATE	IN LIEU OF PROSECUTION	WITHHELD	DRUG COURT	OTHER	TOTAL
DEARBORN										
PROBATION	7	186	1,350	30	14	1	0	34	74	1,696
COUNTY TOTAL:	7	186	1,350	30	14	1	0	34	74	1,696
DECATUR										
ADULT PROBATION	0	57	248	7	13	0	0	0	0	325
COUNTY TOTAL:	0	57	248	7	13	0	0	0	0	325
DEKALB										
PROBATION	6	185	51	14	14	0	0	0	0	270
COUNTY TOTAL:	6	185	51	14	14	0	0	0	0	270
DELAWARE										
ADULT PROBATION	206	529	339	25	78	0	0	0	0	1,177
COUNTY TOTAL:	206	529	339	25	78	0	0	0	0	1,177
DUBOIS										
PROBATION	0	72	46	5	14	0	0	1	0	138
COUNTY TOTAL:	0	72	46	5	14	0	0	1	0	138
ELKHART										
PROBATION	3	831	848	85	64	1	0	0	0	1,832
COUNTY TOTAL:	3	831	848	85	64	1	0	0	0	1,832
FAYETTE										
PROBATION	45	87	204	22	28	0	0	0	0	386
COUNTY TOTAL:	45	87	204	22	28	0	0	0	0	386
FLOYD										
PROBATION	0	179	527	93	72	0	0	0	0	871
COUNTY TOTAL:	0	179	527	93	72	0	0	0	0	871
FOUNTAIN										
PROBATION	0	51	30	1	8	0	0	0	0	90
COUNTY TOTAL:	0	51	30	1	8	0	0	0	0	90
FRANKLIN										
PROBATION	2	7	215	16	15	0	0	0	0	255
COUNTY TOTAL:	2	7	215	16	15	0	0	0	0	255
FULTON										
PROBATION	0	116	53	8	12	1	0	0	0	190
COUNTY TOTAL:	0	116	53	8	12	1	0	0	0	190
GIBSON										
PROBATION	11	144	125	13	26	1	0	13	1	334
COUNTY TOTAL:	11	144	125	13	26	1	0	13	1	334
GRANT										
PROBATION	0	387	599	22	53	0	0	54	0	1,115
COUNTY TOTAL:	0	387	599	22	53	0	0	54	0	1,115
GREENE										
PROBATION	0	24	175	9	36	0	0	0	3	247
COUNTY TOTAL:	0	24	175	9	36	0	0	0	3	247

ADULT PROBATION
FELONY SUPERVISIONS PENDING 12/31/2016

	PRE	POST	SPLIT	INTER-STATE	INTRA-STATE	IN LIEU OF PROSECUTION	WITHHELD	DRUG COURT	OTHER	TOTAL
HAMILTON										
PROBATION	77	340	537	33	56	0	1	22	0	1,066
COUNTY TOTAL:	77	340	537	33	56	0	1	22	0	1,066
HANCOCK										
PROBATION	1	857	136	2	29	14	1	0	194	1,234
COUNTY TOTAL:	1	857	136	2	29	14	1	0	194	1,234
HARRISON										
ADULT PROBATION	0	8	36	9	17	0	0	0	19	89
COUNTY TOTAL:	0	8	36	9	17	0	0	0	19	89
HENDRICKS										
PROBATION	3	469	100	12	34	0	0	17	0	635
COUNTY TOTAL:	3	469	100	12	34	0	0	17	0	635
HENRY										
PROBATION	19	118	68	0	5	0	0	0	0	210
COUNTY TOTAL:	19	118	68	0	5	0	0	0	0	210
HOWARD										
PROBATION	1	994	759	17	76	0	0	10	0	1,857
COUNTY TOTAL:	1	994	759	17	76	0	0	10	0	1,857
HUNTINGTON										
PROBATION	0	55	208	11	34	4	0	20	4	336
COUNTY TOTAL:	0	55	208	11	34	4	0	20	4	336
JACKSON										
PROBATION	0	113	232	4	26	0	0	0	0	375
COUNTY TOTAL:	0	113	232	4	26	0	0	0	0	375
JASPER										
PROBATION	0	69	57	10	8	0	0	0	0	144
COUNTY TOTAL:	0	69	57	10	8	0	0	0	0	144
JAY										
PROBATION	0	278	2	11	13	8	0	0	0	312
COUNTY TOTAL:	0	278	2	11	13	8	0	0	0	312
JEFFERSON										
PROBATION	0	131	159	46	57	0	0	0	0	393
COUNTY TOTAL:	0	131	159	46	57	0	0	0	0	393
JENNINGS										
PROBATION	0	214	139	6	13	0	0	0	0	372
COUNTY TOTAL:	0	214	139	6	13	0	0	0	0	372
JOHNSON										
PROBATION	0	277	281	31	40	0	0	0	0	629
COUNTY TOTAL:	0	277	281	31	40	0	0	0	0	629
KNOX										
PROBATION	0	663	12	20	28	0	0	0	0	723
COUNTY TOTAL:	0	663	12	20	28	0	0	0	0	723

ADULT PROBATION
FELONY SUPERVISIONS PENDING 12/31/2016

	PRE	POST	SPLIT	INTER-STATE	INTRA-STATE	IN LIEU OF PROSECUTION	WITHHELD	DRUG COURT	OTHER	TOTAL
KOSCIUSKO										
PROBATION	0	397	187	8	8	0	0	0	0	600
COUNTY TOTAL:	0	397	187	8	8	0	0	0	0	600
LAGRANGE										
PROBATION	0	54	133	12	15	0	0	0	0	214
COUNTY TOTAL:	0	54	133	12	15	0	0	0	0	214
LAKE										
ADULT PROBATION	98	709	866	621	370	0	6	0	0	2,670
COUNTY TOTAL:	98	709	866	621	370	0	6	0	0	2,670
LAPORTE										
ADULT PROBATION	113	344	413	41	46	0	0	0	0	957
COUNTY TOTAL:	113	344	413	41	46	0	0	0	0	957
LAWRENCE										
PROBATION	4	333	63	4	26	0	0	23	274	727
COUNTY TOTAL:	4	333	63	4	26	0	0	23	274	727
MADISON										
ADULT PROBATION	22	1,757	752	12	8	0	0	0	151	2,702
COUNTY TOTAL:	22	1,757	752	12	8	0	0	0	151	2,702
MARION										
PROBATION	141	1,717	1,241	323	540	0	0	0	0	3,962
COUNTY TOTAL:	141	1,717	1,241	323	540	0	0	0	0	3,962
MARSHALL										
PROBATION	0	246	332	12	17	0	2	0	0	609
COUNTY TOTAL:	0	246	332	12	17	0	2	0	0	609
MARTIN										
PROBATION	0	89	8	1	9	0	0	0	0	107
COUNTY TOTAL:	0	89	8	1	9	0	0	0	0	107
MIAMI										
PROBATION	0	273	158	18	118	0	0	1	26	594
COUNTY TOTAL:	0	273	158	18	118	0	0	1	26	594
MONROE										
PROBATION	114	550	313	27	62	0	1	158	18	1,243
COUNTY TOTAL:	114	550	313	27	62	0	1	158	18	1,243
MONTGOMERY										
PROBATION	0	232	96	14	33	1	0	18	6	400
COUNTY TOTAL:	0	232	96	14	33	1	0	18	6	400
MORGAN										
PROBATION	12	377	3	12	51	0	0	0	0	455
COUNTY TOTAL:	12	377	3	12	51	0	0	0	0	455
NEWTON										
PROBATION	0	51	0	12	16	0	0	0	0	79
COUNTY TOTAL:	0	51	0	12	16	0	0	0	0	79

ADULT PROBATION
FELONY SUPERVISIONS PENDING 12/31/2016

	PRE	POST	SPLIT	INTER-STATE	INTRA-STATE	IN LIEU OF PROSECUTION	WITHHELD	DRUG COURT	OTHER	TOTAL
NOBLE										
PROBATION	1	93	266	5	19	0	15	0	24	423
COUNTY TOTAL:	1	93	266	5	19	0	15	0	24	423
OHIO										
PROBATION	0	12	84	3	3	0	0	0	0	102
COUNTY TOTAL:	0	12	84	3	3	0	0	0	0	102
ORANGE										
PROBATION	75	95	70	8	18	0	0	0	0	266
COUNTY TOTAL:	75	95	70	8	18	0	0	0	0	266
OWEN										
PROBATION	16	45	67	6	30	0	0	2	0	166
COUNTY TOTAL:	16	45	67	6	30	0	0	2	0	166
PARKE										
PROBATION	22	86	2	6	1	0	0	0	6	123
COUNTY TOTAL:	22	86	2	6	1	0	0	0	6	123
PERRY										
PROBATION	0	110	41	8	7	0	0	0	0	166
COUNTY TOTAL:	0	110	41	8	7	0	0	0	0	166
PIKE										
PROBATION	0	103	41	3	17	0	0	0	7	171
COUNTY TOTAL:	0	103	41	3	17	0	0	0	7	171
PORTER										
ADULT PROBATION	90	735	322	23	21	0	0	0	0	1,191
COUNTY TOTAL:	90	735	322	23	21	0	0	0	0	1,191
POSEY										
PROBATION	2	67	46	11	2	0	1	0	2	131
COUNTY TOTAL:	2	67	46	11	2	0	1	0	2	131
PULASKI										
PROBATION	0	24	102	4	2	1	0	0	0	133
COUNTY TOTAL:	0	24	102	4	2	1	0	0	0	133
PUTNAM										
ADULT PROBATION	1	226	167	4	33	36	0	0	124	591
COUNTY TOTAL:	1	226	167	4	33	36	0	0	124	591
RANDOLPH										
PROBATION	0	127	110	4	10	1	0	0	9	261
COUNTY TOTAL:	0	127	110	4	10	1	0	0	9	261
RIPLEY										
PROBATION	1	141	134	15	39	0	0	0	0	330
COUNTY TOTAL:	1	141	134	15	39	0	0	0	0	330
RUSH										
Ending pending totals do not reflect accurate caseload. Corrected totals will be reflected in 2017.										
PROBATION	0	3	78	4	11	0	0	0	0	96
COUNTY TOTAL:	0	3	78	4	11	0	0	0	0	96

ADULT PROBATION
FELONY SUPERVISIONS PENDING 12/31/2016

	PRE	POST	SPLIT	INTER-STATE	INTRA-STATE	IN LIEU OF PROSECUTION	WITHHELD	DRUG COURT	OTHER	TOTAL
ST. JOSEPH										
ADULT PROBATION	33	662	410	92	78	0	0	0	0	1,275
COUNTY TOTAL:	33	662	410	92	78	0	0	0	0	1,275
SCOTT										
PROBATION	27	404	100	13	43	0	0	0	0	587
COUNTY TOTAL:	27	404	100	13	43	0	0	0	0	587
SHELBY										
PROBATION	0	318	176	25	11	0	0	0	0	530
COUNTY TOTAL:	0	318	176	25	11	0	0	0	0	530
SPENCER										
PROBATION	0	114	76	12	18	0	0	0	0	220
COUNTY TOTAL:	0	114	76	12	18	0	0	0	0	220
STARKE										
PROBATION	27	42	125	11	5	0	0	0	0	210
COUNTY TOTAL:	27	42	125	11	5	0	0	0	0	210
STEUBEN										
PROBATION	0	35	50	8	0	0	0	0	0	93
COUNTY TOTAL:	0	35	50	8	0	0	0	0	0	93
SULLIVAN										
PROBATION	1	21	66	2	25	6	0	0	0	121
COUNTY TOTAL:	1	21	66	2	25	6	0	0	0	121
SWITZERLAND										
PROBATION	0	55	4	13	23	0	0	0	0	95
COUNTY TOTAL:	0	55	4	13	23	0	0	0	0	95
TIPPECANOE										
PROBATION	0	69	1,215	97	232	0	0	0	0	1,613
COUNTY TOTAL:	0	69	1,215	97	232	0	0	0	0	1,613
TIPTON										
PROBATION	0	2	50	4	21	0	0	0	0	77
COUNTY TOTAL:	0	2	50	4	21	0	0	0	0	77
UNION										
PROBATION	0	25	24	5	5	0	0	0	0	59
COUNTY TOTAL:	0	25	24	5	5	0	0	0	0	59
VANDERBURGH										
PROBATION	159	471	297	113	56	0	221	1	29	1,347
COUNTY TOTAL:	159	471	297	113	56	0	221	1	29	1,347
VERMILLION										
PROBATION	0	84	89	19	11	0	0	0	0	203
COUNTY TOTAL:	0	84	89	19	11	0	0	0	0	203
VIGO										
ADULT PROBATION	57	492	254	31	38	0	0	0	2	874
COUNTY TOTAL:	57	492	254	31	38	0	0	0	2	874

ADULT PROBATION
FELONY SUPERVISIONS PENDING 12/31/2016

	PRE	POST	SPLIT	INTER-STATE	INTRA-STATE	IN LIEU OF PROSECUTION	WITHHELD	DRUG COURT	OTHER	TOTAL
WABASH										
PROBATION	59	69	300	8	18	0	0	10	2	466
COUNTY TOTAL:	59	69	300	8	18	0	0	10	2	466
WARREN										
PROBATION	0	52	57	1	3	0	0	8	0	121
COUNTY TOTAL:	0	52	57	1	3	0	0	8	0	121
WARRICK										
PROBATION	0	319	111	24	18	0	9	0	0	481
COUNTY TOTAL:	0	319	111	24	18	0	9	0	0	481
WASHINGTON										
PROBATION	46	165	65	13	26	0	0	0	2	317
COUNTY TOTAL:	46	165	65	13	26	0	0	0	2	317
WAYNE										
PROBATION	51	131	172	30	22	0	0	0	15	421
COUNTY TOTAL:	51	131	172	30	22	0	0	0	15	421
WELLS										
PROBATION	0	60	112	4	25	0	0	0	0	201
COUNTY TOTAL:	0	60	112	4	25	0	0	0	0	201
WHITE										
PROBATION	0	0	89	0	7	0	0	0	0	96
COUNTY TOTAL:	0	0	89	0	7	0	0	0	0	96
WHITLEY										
PROBATION	0	0	186	0	0	0	0	0	0	186
COUNTY TOTAL:	0	0	186	0	0	0	0	0	0	186
STATE TOTALS										
GRAND TOTAL CIRCUIT, SUPERIOR & PROBATE:	1,597	24,110	20,626	2,619	3,659	271	257	392	998	54,529
GRAND TOTAL:	1,597	24,110	20,626	2,619	3,659	271	257	392	998	54,529

ADULT PROBATION
FELONY SUPERVISIONS - STATUS ON PENDING SUPERVISIONS

	ON PROBATION	INTRA-STATE TRANSFERRED OUT	INTER-STATE TRANSFERRED OUT	OTHER SUPERVISIONS	TOTAL
ADAMS					
PROBATION	263	0	0	0	263
COUNTY TOTAL:	263	0	0	0	263
ALLEN					
ADULT PROBATION	2,539	9	2	0	2,550
COUNTY TOTAL:	2,539	9	2	0	2,550
BARTHOLOMEW					
PROBATION	495	36	8	42	581
COUNTY TOTAL:	495	36	8	42	581
BENTON					
PROBATION	98	0	0	0	98
COUNTY TOTAL:	98	0	0	0	98
BLACKFORD					
PROBATION	101	0	0	0	101
COUNTY TOTAL:	101	0	0	0	101
BOONE					
PROBATION	720	101	9	0	830
COUNTY TOTAL:	720	101	9	0	830
BROWN					
PROBATION	89	57	12	0	158
COUNTY TOTAL:	89	57	12	0	158
CARROLL					
PROBATION	158	4	1	0	163
COUNTY TOTAL:	158	4	1	0	163
CASS					
ADULT PROBATION	280	53	5	0	338
COUNTY TOTAL:	280	53	5	0	338
CLARK					
PROBATION	1,457	121	233	1	1,812
COUNTY TOTAL:	1,457	121	233	1	1,812
CLAY					
PROBATION	238	21	1	0	260
COUNTY TOTAL:	238	21	1	0	260
CLINTON					
PROBATION	398	17	11	0	426
COUNTY TOTAL:	398	17	11	0	426
CRAWFORD					
PROBATION	100	0	0	0	100
COUNTY TOTAL:	100	0	0	0	100
DAVIESS					
PROBATION	418	62	6	0	486
COUNTY TOTAL:	418	62	6	0	486

ADULT PROBATION
FELONY SUPERVISIONS - STATUS ON PENDING SUPERVISIONS

	ON PROBATION	INTRA-STATE TRANSFERRED OUT	INTER-STATE TRANSFERRED OUT	OTHER SUPERVISIONS	TOTAL
DEARBORN					
PROBATION	934	167	595	0	1,696
COUNTY TOTAL:	934	167	595	0	1,696
DECATUR					
ADULT PROBATION	315	8	2	0	325
COUNTY TOTAL:	315	8	2	0	325
DEKALB					
PROBATION	253	8	7	2	270
COUNTY TOTAL:	253	8	7	2	270
DELAWARE					
ADULT PROBATION	1,171	1	5	0	1,177
COUNTY TOTAL:	1,171	1	5	0	1,177
DUBOIS					
PROBATION	123	6	9	0	138
COUNTY TOTAL:	123	6	9	0	138
ELKHART					
PROBATION	1,668	79	85	0	1,832
COUNTY TOTAL:	1,668	79	85	0	1,832
FAYETTE					
PROBATION	378	3	5	0	386
COUNTY TOTAL:	378	3	5	0	386
FLOYD					
PROBATION	761	24	86	0	871
COUNTY TOTAL:	761	24	86	0	871
FOUNTAIN					
PROBATION	71	15	4	0	90
COUNTY TOTAL:	71	15	4	0	90
FRANKLIN					
PROBATION	253	0	2	0	255
COUNTY TOTAL:	253	0	2	0	255
FULTON					
PROBATION	190	0	0	0	190
COUNTY TOTAL:	190	0	0	0	190
GIBSON					
PROBATION	323	8	0	3	334
COUNTY TOTAL:	323	8	0	3	334
GRANT					
PROBATION	993	101	21	0	1,115
COUNTY TOTAL:	993	101	21	0	1,115
GREENE					
PROBATION	223	24	0	0	247
COUNTY TOTAL:	223	24	0	0	247

ADULT PROBATION
FELONY SUPERVISIONS - STATUS ON PENDING SUPERVISIONS

	ON PROBATION	INTRA-STATE TRANSFERRED OUT	INTER-STATE TRANSFERRED OUT	OTHER SUPERVISIONS	TOTAL
HAMILTON					
PROBATION	915	29	29	93	1,066
COUNTY TOTAL:	915	29	29	93	1,066
HANCOCK					
PROBATION	1,234	0	0	0	1,234
COUNTY TOTAL:	1,234	0	0	0	1,234
HARRISON					
ADULT PROBATION	62	18	9	0	89
COUNTY TOTAL:	62	18	9	0	89
HENDRICKS					
PROBATION	546	59	30	0	635
COUNTY TOTAL:	546	59	30	0	635
HENRY					
PROBATION	163	34	13	0	210
COUNTY TOTAL:	163	34	13	0	210
HOWARD					
PROBATION	1,837	15	5	0	1,857
COUNTY TOTAL:	1,837	15	5	0	1,857
HUNTINGTON					
PROBATION	288	43	5	0	336
COUNTY TOTAL:	288	43	5	0	336
JACKSON					
PROBATION	375	0	0	0	375
COUNTY TOTAL:	375	0	0	0	375
JASPER					
PROBATION	116	25	3	0	144
COUNTY TOTAL:	116	25	3	0	144
JAY					
PROBATION	312	0	0	0	312
COUNTY TOTAL:	312	0	0	0	312
JEFFERSON					
PROBATION	324	46	23	0	393
COUNTY TOTAL:	324	46	23	0	393
JENNINGS					
PROBATION	341	31	0	0	372
COUNTY TOTAL:	341	31	0	0	372
JOHNSON					
PROBATION	570	37	21	1	629
COUNTY TOTAL:	570	37	21	1	629
KNOX					
PROBATION	706	11	6	0	723
COUNTY TOTAL:	706	11	6	0	723

ADULT PROBATION
FELONY SUPERVISIONS - STATUS ON PENDING SUPERVISIONS

	ON PROBATION	INTRA-STATE TRANSFERRED OUT	INTER-STATE TRANSFERRED OUT	OTHER SUPERVISIONS	TOTAL
KOSCIUSKO					
PROBATION	600	0	0	0	600
COUNTY TOTAL:	600	0	0	0	600
LAGRANGE					
PROBATION	186	16	12	0	214
COUNTY TOTAL:	186	16	12	0	214
LAKE					
ADULT PROBATION	2,670	0	0	0	2,670
COUNTY TOTAL:	2,670	0	0	0	2,670
LAPORTE					
ADULT PROBATION	885	33	37	2	957
COUNTY TOTAL:	885	33	37	2	957
LAWRENCE					
PROBATION	727	0	0	0	727
COUNTY TOTAL:	727	0	0	0	727
MADISON					
ADULT PROBATION	2,686	11	5	0	2,702
COUNTY TOTAL:	2,686	11	5	0	2,702
MARION					
PROBATION	3,733	128	101	0	3,962
COUNTY TOTAL:	3,733	128	101	0	3,962
MARSHALL					
PROBATION	609	0	0	0	609
COUNTY TOTAL:	609	0	0	0	609
MARTIN					
PROBATION	93	14	0	0	107
COUNTY TOTAL:	93	14	0	0	107
MIAMI					
PROBATION	421	166	7	0	594
COUNTY TOTAL:	421	166	7	0	594
MONROE					
PROBATION	1,123	98	22	0	1,243
COUNTY TOTAL:	1,123	98	22	0	1,243
MONTGOMERY					
PROBATION	350	43	7	0	400
COUNTY TOTAL:	350	43	7	0	400
MORGAN					
PROBATION	392	55	8	0	455
COUNTY TOTAL:	392	55	8	0	455
NEWTON					
PROBATION	74	2	3	0	79
COUNTY TOTAL:	74	2	3	0	79

ADULT PROBATION
FELONY SUPERVISIONS - STATUS ON PENDING SUPERVISIONS

	ON PROBATION	INTRA-STATE TRANSFERRED OUT	INTER-STATE TRANSFERRED OUT	OTHER SUPERVISIONS	TOTAL
NOBLE					
PROBATION	423	0	0	0	423
COUNTY TOTAL:	423	0	0	0	423
OHIO					
PROBATION	78	13	11	0	102
COUNTY TOTAL:	78	13	11	0	102
ORANGE					
PROBATION	191	3	2	70	266
COUNTY TOTAL:	191	3	2	70	266
OWEN					
PROBATION	154	11	1	0	166
COUNTY TOTAL:	154	11	1	0	166
PARKE					
PROBATION	123	0	0	0	123
COUNTY TOTAL:	123	0	0	0	123
PERRY					
PROBATION	132	22	12	0	166
COUNTY TOTAL:	132	22	12	0	166
PIKE					
PROBATION	143	26	2	0	171
COUNTY TOTAL:	143	26	2	0	171
PORTER					
ADULT PROBATION	985	56	62	88	1,191
COUNTY TOTAL:	985	56	62	88	1,191
POSEY					
PROBATION	115	7	7	2	131
COUNTY TOTAL:	115	7	7	2	131
PULASKI					
PROBATION	125	6	2	0	133
COUNTY TOTAL:	125	6	2	0	133
PUTNAM					
ADULT PROBATION	579	9	3	0	591
COUNTY TOTAL:	579	9	3	0	591
RANDOLPH					
PROBATION	258	3	0	0	261
COUNTY TOTAL:	258	3	0	0	261
RIPLEY					
PROBATION	281	28	21	0	330
COUNTY TOTAL:	281	28	21	0	330
RUSH					
PROBATION	96	0	0	0	96
COUNTY TOTAL:	96	0	0	0	96

ADULT PROBATION
FELONY SUPERVISIONS - STATUS ON PENDING SUPERVISIONS

	ON PROBATION	INTRA-STATE TRANSFERRED OUT	INTER-STATE TRANSFERRED OUT	OTHER SUPERVISIONS	TOTAL
ST. JOSEPH					
ADULT PROBATION	1,258	3	10	4	1,275
COUNTY TOTAL:	1,258	3	10	4	1,275
SCOTT					
PROBATION	583	3	1	0	587
COUNTY TOTAL:	583	3	1	0	587
SHELBY					
PROBATION	461	44	25	0	530
COUNTY TOTAL:	461	44	25	0	530
SPENCER					
PROBATION	216	1	3	0	220
COUNTY TOTAL:	216	1	3	0	220
STARKE					
PROBATION	201	8	1	0	210
COUNTY TOTAL:	201	8	1	0	210
STEUBEN					
PROBATION	56	26	11	0	93
COUNTY TOTAL:	56	26	11	0	93
SULLIVAN					
PROBATION	121	0	0	0	121
COUNTY TOTAL:	121	0	0	0	121
SWITZERLAND					
PROBATION	78	10	7	0	95
COUNTY TOTAL:	78	10	7	0	95
TIPPECANOE					
PROBATION	1,600	7	0	6	1,613
COUNTY TOTAL:	1,600	7	0	6	1,613
TIPTON					
PROBATION	73	4	0	0	77
COUNTY TOTAL:	73	4	0	0	77
UNION					
PROBATION	45	8	6	0	59
COUNTY TOTAL:	45	8	6	0	59
VANDERBURGH					
PROBATION	1,243	19	59	26	1,347
COUNTY TOTAL:	1,243	19	59	26	1,347
VERMILLION					
PROBATION	203	0	0	0	203
COUNTY TOTAL:	203	0	0	0	203
VIGO					
ADULT PROBATION	767	43	21	43	874
COUNTY TOTAL:	767	43	21	43	874

ADULT PROBATION
FELONY SUPERVISIONS - STATUS ON PENDING SUPERVISIONS

	ON PROBATION	INTRA-STATE TRANSFERRED OUT	INTER-STATE TRANSFERRED OUT	OTHER SUPERVISIONS	TOTAL
WABASH					
PROBATION	466	0	0	0	466
COUNTY TOTAL:	466	0	0	0	466
WARREN					
PROBATION	121	0	0	0	121
COUNTY TOTAL:	121	0	0	0	121
WARRICK					
PROBATION	408	37	36	0	481
COUNTY TOTAL:	408	37	36	0	481
WASHINGTON					
PROBATION	290	20	3	4	317
COUNTY TOTAL:	290	20	3	4	317
WAYNE					
PROBATION	382	28	11	0	421
COUNTY TOTAL:	382	28	11	0	421
WELLS					
PROBATION	141	53	7	0	201
COUNTY TOTAL:	141	53	7	0	201
WHITE					
PROBATION	96	0	0	0	96
COUNTY TOTAL:	96	0	0	0	96
WHITLEY					
PROBATION	170	16	0	0	186
COUNTY TOTAL:	170	16	0	0	186
STATE TOTALS					
GRAND TOTAL CIRCUIT, SUPERIOR & PROBATE:	50,010	2,353	1,779	387	54,529
GRAND TOTAL:	50,010	2,353	1,779	387	54,529

PROBATIONER SUPERVISION LEVEL
FELONY CASES PENDING 12/31/2016

	HIGH	MEDIUM	LOW	ADMIN	TOTAL
ADAMS					
PROBATION	0	0	0	0	0
COUNTY TOTAL:	0	0	0	0	0
ALLEN					
ADULT PROBATION	524	761	909	356	2,550
COUNTY TOTAL:	524	761	909	356	2,550
BARTHOLOMEW					
PROBATION	217	378	926	14	1,535
COUNTY TOTAL:	217	378	926	14	1,535
BENTON					
PROBATION	86	7	5	0	98
COUNTY TOTAL:	86	7	5	0	98
BLACKFORD					
PROBATION	45	102	51	0	198
COUNTY TOTAL:	45	102	51	0	198
BOONE					
PROBATION	53	346	386	45	830
COUNTY TOTAL:	53	346	386	45	830
BROWN					
PROBATION	17	32	50	59	158
COUNTY TOTAL:	17	32	50	59	158
CARROLL					
PROBATION	57	72	33	1	163
COUNTY TOTAL:	57	72	33	1	163
CASS					
ADULT PROBATION	132	191	427	80	830
COUNTY TOTAL:	132	191	427	80	830
CLARK					
PROBATION	624	686	1,161	382	2,853
COUNTY TOTAL:	624	686	1,161	382	2,853
CLAY					
PROBATION	144	199	259	0	602
COUNTY TOTAL:	144	199	259	0	602
CLINTON					
PROBATION	88	151	92	92	423
COUNTY TOTAL:	88	151	92	92	423
CRAWFORD					
PROBATION	51	23	26	0	100
COUNTY TOTAL:	51	23	26	0	100
DAVISS					
PROBATION	108	120	226	272	726
COUNTY TOTAL:	108	120	226	272	726

PROBATIONER SUPERVISION LEVEL
FELONY CASES PENDING 12/31/2016

	HIGH	MEDIUM	LOW	ADMIN	TOTAL
DEARBORN					
PROBATION	299	290	332	770	1,691
COUNTY TOTAL:	299	290	332	770	1,691
DECATUR					
ADULT PROBATION	61	116	296	44	517
COUNTY TOTAL:	61	116	296	44	517
DEKALB					
PROBATION	65	129	99	3	296
COUNTY TOTAL:	65	129	99	3	296
DELAWARE					
ADULT PROBATION	284	697	322	54	1,357
COUNTY TOTAL:	284	697	322	54	1,357
DUBOIS					
PROBATION	67	29	42	0	138
COUNTY TOTAL:	67	29	42	0	138
ELKHART					
PROBATION	157	441	945	192	1,735
COUNTY TOTAL:	157	441	945	192	1,735
FAYETTE					
PROBATION	0	0	0	0	0
COUNTY TOTAL:	0	0	0	0	0
FLOYD					
PROBATION	218	341	691	234	1,484
COUNTY TOTAL:	218	341	691	234	1,484
FOUNTAIN					
PROBATION	13	19	128	0	160
COUNTY TOTAL:	13	19	128	0	160
FRANKLIN					
PROBATION	51	126	270	0	447
COUNTY TOTAL:	51	126	270	0	447
FULTON					
PROBATION	113	25	52	0	190
COUNTY TOTAL:	113	25	52	0	190
GIBSON					
PROBATION	0	0	0	0	0
COUNTY TOTAL:	0	0	0	0	0
GRANT					
PROBATION	293	306	291	0	890
COUNTY TOTAL:	293	306	291	0	890
GREENE					
PROBATION	109	110	230	34	483
COUNTY TOTAL:	109	110	230	34	483
HAMILTON					
PROBATION	140	691	1,432	430	2,693
COUNTY TOTAL:	140	691	1,432	430	2,693

PROBATIONER SUPERVISION LEVEL
FELONY CASES PENDING 12/31/2016

	HIGH	MEDIUM	LOW	ADMIN	TOTAL
HANCOCK					
PROBATION	0	0	0	0	0
COUNTY TOTAL:	0	0	0	0	0
HARRISON					
ADULT PROBATION	0	0	0	0	0
COUNTY TOTAL:	0	0	0	0	0
HENDRICKS					
PROBATION	63	191	752	123	1,129
COUNTY TOTAL:	63	191	752	123	1,129
HENRY					
PROBATION	56	110	226	1	393
COUNTY TOTAL:	56	110	226	1	393
HOWARD					
PROBATION	341	416	314	1,460	2,531
COUNTY TOTAL:	341	416	314	1,460	2,531
HUNTINGTON					
PROBATION	116	180	341	35	672
COUNTY TOTAL:	116	180	341	35	672
JACKSON					
PROBATION	98	170	707	2	977
COUNTY TOTAL:	98	170	707	2	977
JASPER					
PROBATION	39	44	151	43	277
COUNTY TOTAL:	39	44	151	43	277
JAY					
PROBATION	90	97	125	0	312
COUNTY TOTAL:	90	97	125	0	312
JEFFERSON					
PROBATION	98	91	123	81	393
COUNTY TOTAL:	98	91	123	81	393
JENNINGS					
PROBATION	59	85	204	24	372
COUNTY TOTAL:	59	85	204	24	372
JOHNSON					
PROBATION	64	234	711	3	1,012
COUNTY TOTAL:	64	234	711	3	1,012
KNOX					
PROBATION	133	243	347	0	723
COUNTY TOTAL:	133	243	347	0	723
KOSCIUSKO					
PROBATION	105	30	360	11	506
COUNTY TOTAL:	105	30	360	11	506
LAGRANGE					
PROBATION	50	121	233	0	404
COUNTY TOTAL:	50	121	233	0	404

PROBATIONER SUPERVISION LEVEL
FELONY CASES PENDING 12/31/2016

	HIGH	MEDIUM	LOW	ADMIN	TOTAL
LAKE					
ADULT PROBATION	260	1,293	662	654	2,869
COUNTY TOTAL:	260	1,293	662	654	2,869
LAPORTE					
ADULT PROBATION	195	487	700	445	1,827
COUNTY TOTAL:	195	487	700	445	1,827
LAWRENCE					
PROBATION	105	143	118	64	430
COUNTY TOTAL:	105	143	118	64	430
MADISON					
ADULT PROBATION	164	363	907	1,268	2,702
COUNTY TOTAL:	164	363	907	1,268	2,702
MARION					
PROBATION	1,116	1,597	1,928	2,534	7,175
COUNTY TOTAL:	1,116	1,597	1,928	2,534	7,175
MARSHALL					
PROBATION	52	344	104	688	1,188
COUNTY TOTAL:	52	344	104	688	1,188
MARTIN					
PROBATION	25	55	71	16	167
COUNTY TOTAL:	25	55	71	16	167
MIAMI					
PROBATION	94	81	81	322	578
COUNTY TOTAL:	94	81	81	322	578
MONROE					
PROBATION	328	339	571	751	1,989
COUNTY TOTAL:	328	339	571	751	1,989
MONTGOMERY					
PROBATION	116	159	364	3	642
COUNTY TOTAL:	116	159	364	3	642
MORGAN					
PROBATION	114	221	408	65	808
COUNTY TOTAL:	114	221	408	65	808
NEWTON					
PROBATION	12	17	50	0	79
COUNTY TOTAL:	12	17	50	0	79
NOBLE					
PROBATION	114	121	70	118	423
COUNTY TOTAL:	114	121	70	118	423
OHIO					
PROBATION	26	27	50	0	103
COUNTY TOTAL:	26	27	50	0	103
ORANGE					
PROBATION	30	101	177	0	308
COUNTY TOTAL:	30	101	177	0	308

PROBATIONER SUPERVISION LEVEL
FELONY CASES PENDING 12/31/2016

	HIGH	MEDIUM	LOW	ADMIN	TOTAL
OWEN					
PROBATION	30	70	28	38	166
COUNTY TOTAL:	30	70	28	38	166
PARKE					
PROBATION	72	88	157	16	333
COUNTY TOTAL:	72	88	157	16	333
PERRY					
PROBATION	12	71	75	8	166
COUNTY TOTAL:	12	71	75	8	166
PIKE					
PROBATION	40	41	56	30	167
COUNTY TOTAL:	40	41	56	30	167
PORTER					
ADULT PROBATION	279	306	457	128	1,170
COUNTY TOTAL:	279	306	457	128	1,170
POSEY					
PROBATION	51	91	150	25	317
COUNTY TOTAL:	51	91	150	25	317
PULASKI					
PROBATION	0	0	0	0	0
COUNTY TOTAL:	0	0	0	0	0
PUTNAM					
ADULT PROBATION	115	123	158	219	615
COUNTY TOTAL:	115	123	158	219	615
RANDOLPH					
PROBATION	96	87	72	186	441
COUNTY TOTAL:	96	87	72	186	441
RIPLEY					
PROBATION	62	137	266	80	545
COUNTY TOTAL:	62	137	266	80	545
RUSH					
PROBATION	28	59	72	43	202
COUNTY TOTAL:	28	59	72	43	202
ST. JOSEPH					
ADULT PROBATION	0	0	0	0	0
COUNTY TOTAL:	0	0	0	0	0
SCOTT					
PROBATION	331	670	78	12	1,091
COUNTY TOTAL:	331	670	78	12	1,091
SHELBY					
PROBATION	131	231	428	22	812
COUNTY TOTAL:	131	231	428	22	812
SPENCER					
PROBATION	26	139	223	0	388
COUNTY TOTAL:	26	139	223	0	388

PROBATIONER SUPERVISION LEVEL
FELONY CASES PENDING 12/31/2016

	HIGH	MEDIUM	LOW	ADMIN	TOTAL
STARKE					
PROBATION	28	96	80	19	223
COUNTY TOTAL:	28	96	80	19	223
STEUBEN					
PROBATION	9	23	27	34	93
COUNTY TOTAL:	9	23	27	34	93
SULLIVAN					
PROBATION	33	49	39	0	121
COUNTY TOTAL:	33	49	39	0	121
SWITZERLAND					
PROBATION	9	33	32	96	170
COUNTY TOTAL:	9	33	32	96	170
TIPPECANOE					
PROBATION	142	291	444	236	1,113
COUNTY TOTAL:	142	291	444	236	1,113
TIPTON					
PROBATION	0	0	0	0	0
COUNTY TOTAL:	0	0	0	0	0
UNION					
PROBATION	27	20	12	0	59
COUNTY TOTAL:	27	20	12	0	59
VANDERBURGH					
PROBATION	222	339	1,071	109	1,741
COUNTY TOTAL:	222	339	1,071	109	1,741
VERMILLION					
PROBATION	19	98	86	0	203
COUNTY TOTAL:	19	98	86	0	203
VIGO					
ADULT PROBATION	308	350	811	5	1,474
COUNTY TOTAL:	308	350	811	5	1,474
WABASH					
PROBATION	150	163	320	283	916
COUNTY TOTAL:	150	163	320	283	916
WARREN					
PROBATION	21	30	48	22	121
COUNTY TOTAL:	21	30	48	22	121
WARRICK					
PROBATION	181	165	320	450	1,116
COUNTY TOTAL:	181	165	320	450	1,116
WASHINGTON					
PROBATION	65	79	110	0	254
COUNTY TOTAL:	65	79	110	0	254
WAYNE					
PROBATION	41	72	263	34	410
COUNTY TOTAL:	41	72	263	34	410

PROBATIONER SUPERVISION LEVEL
FELONY CASES PENDING 12/31/2016

	HIGH	MEDIUM	LOW	ADMIN	TOTAL
WELLS					
PROBATION	20	44	45	88	197
COUNTY TOTAL:	20	44	45	88	197
WHITE					
PROBATION	54	30	12	0	96
COUNTY TOTAL:	54	30	12	0	96
WHITLEY					
PROBATION	0	0	0	0	0
COUNTY TOTAL:	0	0	0	0	0
STATE TOTALS					
GRAND TOTAL CIRCUIT, SUPERIOR & PROBATE:	10,681	17,743	26,476	13,956	68,856
GRAND TOTAL:	10,681	17,743	26,476	13,956	68,856

CONVICTED OF SUBSTANCE OR SEX OFFENSE IN 2016
FELONY SUPERVISIONS

	SUBSTANCE OFFENSE	SEX OFFENSE
ADAMS		
PROBATION	31	4
COUNTY TOTAL:	31	4
ALLEN		
ADULT PROBATION	112	40
COUNTY TOTAL:	112	40
BARTHOLOMEW		
PROBATION	151	4
COUNTY TOTAL:	151	4
BENTON		
PROBATION	10	1
COUNTY TOTAL:	10	1
BLACKFORD		
PROBATION	22	1
COUNTY TOTAL:	22	1
BOONE		
PROBATION	392	28
COUNTY TOTAL:	392	28
BROWN		
PROBATION	33	3
COUNTY TOTAL:	33	3
CARROLL		
PROBATION	44	2
COUNTY TOTAL:	44	2
CASS		
ADULT PROBATION	78	7
COUNTY TOTAL:	78	7
CLARK		
PROBATION	356	10
COUNTY TOTAL:	356	10
CLAY		
PROBATION	95	1
COUNTY TOTAL:	95	1
CLINTON		
PROBATION	114	7
COUNTY TOTAL:	114	7
CRAWFORD		
PROBATION	49	5
COUNTY TOTAL:	49	5
DAVISS		
PROBATION	62	4
COUNTY TOTAL:	62	4

CONVICTED OF SUBSTANCE OR SEX OFFENSE IN 2016
FELONY SUPERVISIONS

	SUBSTANCE OFFENSE	SEX OFFENSE
DEARBORN		
PROBATION	209	20
COUNTY TOTAL:	209	20
DECATUR		
ADULT PROBATION	53	6
COUNTY TOTAL:	53	6
DEKALB		
PROBATION	18	22
COUNTY TOTAL:	18	22
DELAWARE		
ADULT PROBATION	272	17
COUNTY TOTAL:	272	17
DUBOIS		
PROBATION	35	4
COUNTY TOTAL:	35	4
ELKHART		
PROBATION	333	13
COUNTY TOTAL:	333	13
FAYETTE		
PROBATION	111	4
COUNTY TOTAL:	111	4
FLOYD		
PROBATION	300	4
COUNTY TOTAL:	300	4
FOUNTAIN		
PROBATION	19	24
COUNTY TOTAL:	19	24
FRANKLIN		
PROBATION	43	2
COUNTY TOTAL:	43	2
FULTON		
PROBATION	80	5
COUNTY TOTAL:	80	5
GIBSON		
PROBATION	214	8
COUNTY TOTAL:	214	8
GRANT		
PROBATION	240	26
COUNTY TOTAL:	240	26
GREENE		
PROBATION	41	4
COUNTY TOTAL:	41	4

CONVICTED OF SUBSTANCE OR SEX OFFENSE IN 2016
FELONY SUPERVISIONS

	SUBSTANCE OFFENSE	SEX OFFENSE
HAMILTON		
PROBATION	435	10
COUNTY TOTAL:	435	10
HANCOCK		
PROBATION	111	9
COUNTY TOTAL:	111	9
HARRISON		
ADULT PROBATION	85	4
COUNTY TOTAL:	85	4
HENDRICKS		
PROBATION	413	2
COUNTY TOTAL:	413	2
HENRY		
PROBATION	120	0
COUNTY TOTAL:	120	0
HOWARD		
PROBATION	416	14
COUNTY TOTAL:	416	14
HUNTINGTON		
PROBATION	122	0
COUNTY TOTAL:	122	0
JACKSON		
PROBATION	169	2
COUNTY TOTAL:	169	2
JASPER		
PROBATION	58	0
COUNTY TOTAL:	58	0
JAY		
PROBATION	25	1
COUNTY TOTAL:	25	1
JEFFERSON		
PROBATION	7	0
COUNTY TOTAL:	7	0
JENNINGS		
PROBATION	74	1
COUNTY TOTAL:	74	1
JOHNSON		
PROBATION	121	12
COUNTY TOTAL:	121	12
KNOX		
PROBATION	75	6
COUNTY TOTAL:	75	6

CONVICTED OF SUBSTANCE OR SEX OFFENSE IN 2016
FELONY SUPERVISIONS

	SUBSTANCE OFFENSE	SEX OFFENSE
KOSCIUSKO		
PROBATION	0	0
COUNTY TOTAL:	0	0
LAGRANGE		
PROBATION	81	5
COUNTY TOTAL:	81	5
LAKE		
ADULT PROBATION	380	21
COUNTY TOTAL:	380	21
LAPORTE		
ADULT PROBATION	192	11
COUNTY TOTAL:	192	11
LAWRENCE		
PROBATION	174	5
COUNTY TOTAL:	174	5
MADISON		
ADULT PROBATION	259	32
COUNTY TOTAL:	259	32
MARION		
PROBATION	1,052	122
COUNTY TOTAL:	1,052	122
MARSHALL		
PROBATION	485	10
COUNTY TOTAL:	485	10
MARTIN		
PROBATION	44	1
COUNTY TOTAL:	44	1
MIAMI		
PROBATION	144	7
COUNTY TOTAL:	144	7
MONROE		
PROBATION	212	18
COUNTY TOTAL:	212	18
MONTGOMERY		
PROBATION	155	6
COUNTY TOTAL:	155	6
MORGAN		
PROBATION	164	7
COUNTY TOTAL:	164	7
NEWTON		
PROBATION	11	0
COUNTY TOTAL:	11	0

CONVICTED OF SUBSTANCE OR SEX OFFENSE IN 2016
FELONY SUPERVISIONS

	SUBSTANCE OFFENSE	SEX OFFENSE
NOBLE		
PROBATION	112	6
COUNTY TOTAL:	112	6
OHIO		
PROBATION	19	0
COUNTY TOTAL:	19	0
ORANGE		
PROBATION	70	3
COUNTY TOTAL:	70	3
OWEN		
PROBATION	55	3
COUNTY TOTAL:	55	3
PARKE		
PROBATION	59	0
COUNTY TOTAL:	59	0
PERRY		
PROBATION	17	4
COUNTY TOTAL:	17	4
PIKE		
PROBATION	49	4
COUNTY TOTAL:	49	4
PORTER		
ADULT PROBATION	368	18
COUNTY TOTAL:	368	18
POSEY		
PROBATION	25	0
COUNTY TOTAL:	25	0
PULASKI		
PROBATION	14	1
COUNTY TOTAL:	14	1
PUTNAM		
ADULT PROBATION	130	0
COUNTY TOTAL:	130	0
RANDOLPH		
PROBATION	44	4
COUNTY TOTAL:	44	4
RIPLEY		
PROBATION	105	11
COUNTY TOTAL:	105	11
RUSH		
PROBATION	3	0
PROBATION	24	2
COUNTY TOTAL:	27	2

CONVICTED OF SUBSTANCE OR SEX OFFENSE IN 2016
FELONY SUPERVISIONS

	SUBSTANCE OFFENSE	SEX OFFENSE
ST. JOSEPH		
ADULT PROBATION	271	37
COUNTY TOTAL:	271	37
SCOTT		
PROBATION	131	4
COUNTY TOTAL:	131	4
SHELBY		
PROBATION	88	4
COUNTY TOTAL:	88	4
SPENCER		
PROBATION	52	2
COUNTY TOTAL:	52	2
STARKE		
PROBATION	86	5
COUNTY TOTAL:	86	5
STEUBEN		
PROBATION	62	0
COUNTY TOTAL:	62	0
SULLIVAN		
PROBATION	9	2
COUNTY TOTAL:	9	2
SWITZERLAND		
PROBATION	19	0
COUNTY TOTAL:	19	0
TIPPECANOE		
PROBATION	227	11
COUNTY TOTAL:	227	11
TIPTON		
PROBATION	33	1
COUNTY TOTAL:	33	1
UNION		
PROBATION	23	4
COUNTY TOTAL:	23	4
VANDERBURGH		
PROBATION	577	9
COUNTY TOTAL:	577	9
VERMILLION		
PROBATION	0	0
COUNTY TOTAL:	0	0
VIGO		
ADULT PROBATION	342	9
COUNTY TOTAL:	342	9

CONVICTED OF SUBSTANCE OR SEX OFFENSE IN 2016
FELONY SUPERVISIONS

	SUBSTANCE OFFENSE	SEX OFFENSE
WABASH		
PROBATION	258	8
COUNTY TOTAL:	258	8
WARREN		
PROBATION	21	0
COUNTY TOTAL:	21	0
WARRICK		
PROBATION	65	1
COUNTY TOTAL:	65	1
WASHINGTON		
PROBATION	76	0
COUNTY TOTAL:	76	0
WAYNE		
PROBATION	174	9
COUNTY TOTAL:	174	9
WELLS		
PROBATION	47	12
COUNTY TOTAL:	47	12
WHITE		
PROBATION	40	1
COUNTY TOTAL:	40	1
WHITLEY		
PROBATION	267	18
COUNTY TOTAL:	267	18
STATE TOTALS		
GRAND TOTAL CIRCUIT, SUPERIOR & PROBATE:	13,063	775
GRAND TOTAL:	13,063	775

PRESENTENCE INVESTIGATIONS
FELONY

	PRESENTENCE
<hr/>	
ADAMS	
PROBATION	71
COUNTY TOTAL:	71
<hr/>	
ALLEN	
ADULT PROBATION	1,349
COUNTY TOTAL:	1,349
<hr/>	
BARTHOLOMEW	
PROBATION	221
COUNTY TOTAL:	221
<hr/>	
BENTON	
PROBATION	9
COUNTY TOTAL:	9
<hr/>	
BLACKFORD	
PROBATION	20
COUNTY TOTAL:	20
<hr/>	
BOONE	
PROBATION	117
COUNTY TOTAL:	117
<hr/>	
BROWN	
PROBATION	3
COUNTY TOTAL:	3
<hr/>	
CARROLL	
PROBATION	87
COUNTY TOTAL:	87
<hr/>	
CASS	
ADULT PROBATION	87
COUNTY TOTAL:	87
<hr/>	
CLARK	
PROBATION	196
COUNTY TOTAL:	196
<hr/>	
CLAY	
PROBATION	46
COUNTY TOTAL:	46
<hr/>	
CLINTON	
PROBATION	88
COUNTY TOTAL:	88
<hr/>	
CRAWFORD	
PROBATION	16
COUNTY TOTAL:	16
<hr/>	
DAVISS	
PROBATION	64
COUNTY TOTAL:	64

PRESENTENCE INVESTIGATIONS
FELONY

	PRESENTENCE
<hr/>	
DEARBORN	
PROBATION	188
COUNTY TOTAL:	188
<hr/>	
DECATUR	
ADULT PROBATION	66
COUNTY TOTAL:	66
<hr/>	
DEKALB	
PROBATION	168
COUNTY TOTAL:	168
<hr/>	
DELAWARE	
ADULT PROBATION	230
COUNTY TOTAL:	230
<hr/>	
DUBOIS	
PROBATION	50
COUNTY TOTAL:	50
<hr/>	
ELKHART	
PROBATION	889
COUNTY TOTAL:	889
<hr/>	
FAYETTE	
PROBATION	40
COUNTY TOTAL:	40
<hr/>	
FLOYD	
PROBATION	84
COUNTY TOTAL:	84
<hr/>	
FOUNTAIN	
PROBATION	26
COUNTY TOTAL:	26
<hr/>	
FRANKLIN	
PROBATION	20
COUNTY TOTAL:	20
<hr/>	
FULTON	
PROBATION	129
COUNTY TOTAL:	129
<hr/>	
GIBSON	
PROBATION	29
COUNTY TOTAL:	29
<hr/>	
GRANT	
PROBATION	181
COUNTY TOTAL:	181
<hr/>	
GREENE	
PROBATION	39
COUNTY TOTAL:	39
<hr/>	
HAMILTON	
PROBATION	607
COUNTY TOTAL:	607

PRESENTENCE INVESTIGATIONS
FELONY

	PRESENTENCE
<hr/>	
HANCOCK	
PROBATION	0
COUNTY TOTAL:	0
<hr/>	
HARRISON	
ADULT PROBATION	39
COUNTY TOTAL:	39
<hr/>	
HENDRICKS	
PROBATION	103
COUNTY TOTAL:	103
<hr/>	
HENRY	
PROBATION	160
COUNTY TOTAL:	160
<hr/>	
HOWARD	
PROBATION	560
COUNTY TOTAL:	560
<hr/>	
HUNTINGTON	
PROBATION	153
COUNTY TOTAL:	153
<hr/>	
JACKSON	
PROBATION	130
COUNTY TOTAL:	130
<hr/>	
JASPER	
PROBATION	79
COUNTY TOTAL:	79
<hr/>	
JAY	
PROBATION	196
COUNTY TOTAL:	196
<hr/>	
JEFFERSON	
PROBATION	145
COUNTY TOTAL:	145
<hr/>	
JENNINGS	
PROBATION	72
COUNTY TOTAL:	72
<hr/>	
JOHNSON	
PROBATION	101
COUNTY TOTAL:	101
<hr/>	
KNOX	
PROBATION	45
COUNTY TOTAL:	45
<hr/>	
KOSCIUSKO	
PROBATION	486
COUNTY TOTAL:	486
<hr/>	
LAGRANGE	
PROBATION	60
COUNTY TOTAL:	60

PRESENTENCE INVESTIGATIONS
FELONY

	PRESENTENCE
<hr/>	
LAKE	
ADULT PROBATION	453
COUNTY TOTAL:	453
<hr/>	
LAPORTE	
ADULT PROBATION	206
COUNTY TOTAL:	206
<hr/>	
LAWRENCE	
PROBATION	119
COUNTY TOTAL:	119
<hr/>	
MADISON	
ADULT PROBATION	579
COUNTY TOTAL:	579
<hr/>	
MARION	
PROBATION	2,674
COUNTY TOTAL:	2,674
<hr/>	
MARSHALL	
PROBATION	117
COUNTY TOTAL:	117
<hr/>	
MARTIN	
PROBATION	42
COUNTY TOTAL:	42
<hr/>	
MIAMI	
PROBATION	64
COUNTY TOTAL:	64
<hr/>	
MONROE	
PROBATION	165
COUNTY TOTAL:	165
<hr/>	
MONTGOMERY	
PROBATION	345
COUNTY TOTAL:	345
<hr/>	
MORGAN	
PROBATION	91
COUNTY TOTAL:	91
<hr/>	
NEWTON	
PROBATION	97
COUNTY TOTAL:	97
<hr/>	
NOBLE	
PROBATION	73
COUNTY TOTAL:	73
<hr/>	
OHIO	
PROBATION	18
COUNTY TOTAL:	18
<hr/>	
ORANGE	
PROBATION	30
COUNTY TOTAL:	30

PRESENTENCE INVESTIGATIONS
FELONY

	PRESENTENCE
<hr/>	
OWEN	
PROBATION	130
COUNTY TOTAL:	130
<hr/>	
PARKE	
PROBATION	73
COUNTY TOTAL:	73
<hr/>	
PERRY	
PROBATION	49
COUNTY TOTAL:	49
<hr/>	
PIKE	
PROBATION	41
COUNTY TOTAL:	41
<hr/>	
PORTER	
ADULT PROBATION	709
COUNTY TOTAL:	709
<hr/>	
POSEY	
PROBATION	122
COUNTY TOTAL:	122
<hr/>	
PULASKI	
PROBATION	5
COUNTY TOTAL:	5
<hr/>	
PUTNAM	
ADULT PROBATION	203
COUNTY TOTAL:	203
<hr/>	
RANDOLPH	
PROBATION	71
COUNTY TOTAL:	71
<hr/>	
RIPLEY	
PROBATION	59
COUNTY TOTAL:	59
<hr/>	
RUSH	
PROBATION	33
PROBATION	63
COUNTY TOTAL:	96
<hr/>	
ST. JOSEPH	
ADULT PROBATION	1,365
COUNTY TOTAL:	1,365
<hr/>	
SCOTT	
PROBATION	88
COUNTY TOTAL:	88
<hr/>	
SHELBY	
PROBATION	161
COUNTY TOTAL:	161

PRESENTENCE INVESTIGATIONS
FELONY

	PRESENTENCE
<hr/>	
SPENCER	
PROBATION	25
COUNTY TOTAL:	25
<hr/>	
STARKE	
PROBATION	78
COUNTY TOTAL:	78
<hr/>	
STEUBEN	
PROBATION	102
COUNTY TOTAL:	102
<hr/>	
SULLIVAN	
PROBATION	89
COUNTY TOTAL:	89
<hr/>	
SWITZERLAND	
PROBATION	18
COUNTY TOTAL:	18
<hr/>	
TIPPECANOE	
PROBATION	362
COUNTY TOTAL:	362
<hr/>	
TIPTON	
PROBATION	12
COUNTY TOTAL:	12
<hr/>	
UNION	
PROBATION	20
COUNTY TOTAL:	20
<hr/>	
VANDERBURGH	
PROBATION	1,108
COUNTY TOTAL:	1,108
<hr/>	
VERMILLION	
PROBATION	55
COUNTY TOTAL:	55
<hr/>	
VIGO	
ADULT PROBATION	323
COUNTY TOTAL:	323
<hr/>	
WABASH	
PROBATION	136
COUNTY TOTAL:	136
<hr/>	
WARREN	
PROBATION	12
COUNTY TOTAL:	12
<hr/>	
WARRICK	
PROBATION	72
COUNTY TOTAL:	72
<hr/>	
WASHINGTON	
PROBATION	41
COUNTY TOTAL:	41

PRESENTENCE INVESTIGATIONS
FELONY

	PRESENTENCE
<hr/>	
WAYNE	
PROBATION	380
COUNTY TOTAL:	380
<hr/>	
WELLS	
PROBATION	82
COUNTY TOTAL:	82
<hr/>	
WHITE	
PROBATION	71
COUNTY TOTAL:	71
<hr/>	
WHITLEY	
PROBATION	58
COUNTY TOTAL:	58
<hr/>	
STATE TOTALS	
<hr/>	
GRAND TOTAL CIRCUIT, SUPERIOR & PROBATE:	18,738
<hr/>	
GRAND TOTAL:	18,738

ADULT PROBATION
MISDEMEANOR SUPERVISIONS PENDING 01/01/2016

	PRE	POST	SPLIT	INTER-STATE	INTRA-STATE	IN LIEU OF PROSECUTION	WITHHELD	DRUG COURT	OTHER	TOTAL
ADAMS										
PROBATION	0	472	0	2	9	0	0	0	0	483
TOTAL COURTS OF RECORD:	0	472	0	2	9	0	0	0	0	483
COUNTY TOTAL:	0	472	0	2	9	0	0	0	0	483
ALLEN										
ADULT PROBATION	0	134	109	3	74	0	0	0	0	320
TOTAL COURTS OF RECORD:	0	134	109	3	74	0	0	0	0	320
COUNTY TOTAL:	0	134	109	3	74	0	0	0	0	320
BARTHOLOMEW										
PROBATION	0	1,070	27	0	15	0	0	0	0	1,112
TOTAL COURTS OF RECORD:	0	1,070	27	0	15	0	0	0	0	1,112
COUNTY TOTAL:	0	1,070	27	0	15	0	0	0	0	1,112
BENTON										
PROBATION	0	104	2	3	0	0	0	0	0	109
TOTAL COURTS OF RECORD:	0	104	2	3	0	0	0	0	0	109
COUNTY TOTAL:	0	104	2	3	0	0	0	0	0	109
BLACKFORD										
PROBATION	0	85	0	0	6	0	0	0	0	91
TOTAL COURTS OF RECORD:	0	85	0	0	6	0	0	0	0	91
COUNTY TOTAL:	0	85	0	0	6	0	0	0	0	91
BOONE										
PROBATION	0	625	11	11	123	13	0	0	0	783
TOTAL COURTS OF RECORD:	0	625	11	11	123	13	0	0	0	783
COUNTY TOTAL:	0	625	11	11	123	13	0	0	0	783
BROWN										
PROBATION	0	116	17	0	6	0	0	0	10	149
TOTAL COURTS OF RECORD:	0	116	17	0	6	0	0	0	10	149
COUNTY TOTAL:	0	116	17	0	6	0	0	0	10	149
CARROLL										
PROBATION	0	156	2	1	9	0	0	0	0	168
TOTAL COURTS OF RECORD:	0	156	2	1	9	0	0	0	0	168
COUNTY TOTAL:	0	156	2	1	9	0	0	0	0	168
CASS										
ADULT PROBATION	0	504	111	0	14	0	0	0	0	629
TOTAL COURTS OF RECORD:	0	504	111	0	14	0	0	0	0	629
COUNTY TOTAL:	0	504	111	0	14	0	0	0	0	629
CLARK										
PROBATION	13	1,623	39	8	34	0	2	0	1	1,720
TOTAL COURTS OF RECORD:	13	1,623	39	8	34	0	2	0	1	1,720
CLARKSVILLE TOWN PROBATION	0	399	0	0	0	0	0	0	0	399
TOTAL CITY & TOWN:	0	399	0	0	0	0	0	0	0	399
COUNTY TOTAL:	13	2,022	39	8	34	0	2	0	1	2,119

ADULT PROBATION
MISDEMEANOR SUPERVISIONS PENDING 01/01/2016

	PRE	POST	SPLIT	INTER-STATE	INTRA-STATE	IN LIEU OF PROSECUTION	WITHHELD	DRUG COURT	OTHER	TOTAL
CLAY										
PROBATION	0	401	0	1	10	0	0	0	0	412
TOTAL COURTS OF RECORD:	0	401	0	1	10	0	0	0	0	412
COUNTY TOTAL:	0	401	0	1	10	0	0	0	0	412
CLINTON										
PROBATION	1	370	262	3	10	0	5	0	24	675
TOTAL COURTS OF RECORD:	1	370	262	3	10	0	5	0	24	675
COUNTY TOTAL:	1	370	262	3	10	0	5	0	24	675
CRAWFORD										
PROBATION	0	69	142	0	17	0	0	0	0	228
TOTAL COURTS OF RECORD:	0	69	142	0	17	0	0	0	0	228
COUNTY TOTAL:	0	69	142	0	17	0	0	0	0	228
DAVIESS										
PROBATION	0	218	19	0	13	17	1	0	0	268
TOTAL COURTS OF RECORD:	0	218	19	0	13	17	1	0	0	268
COUNTY TOTAL:	0	218	19	0	13	17	1	0	0	268
DEARBORN										
PROBATION	10	277	585	4	8	2	1	0	37	924
TOTAL COURTS OF RECORD:	10	277	585	4	8	2	1	0	37	924
COUNTY TOTAL:	10	277	585	4	8	2	1	0	37	924
DECATUR										
ADULT PROBATION	0	96	105	1	5	0	0	0	0	207
TOTAL COURTS OF RECORD:	0	96	105	1	5	0	0	0	0	207
COUNTY TOTAL:	0	96	105	1	5	0	0	0	0	207
DEKALB										
PROBATION	0	335	6	0	4	47	0	0	0	392
TOTAL COURTS OF RECORD:	0	335	6	0	4	47	0	0	0	392
COUNTY TOTAL:	0	335	6	0	4	47	0	0	0	392
DELAWARE										
ADULT PROBATION	9	215	22	3	22	0	1	3	1	276
TOTAL COURTS OF RECORD:	9	215	22	3	22	0	1	3	1	276
MUNCIE CITY PROBATION	0	670	0	0	0	267	0	0	0	937
TOTAL CITY & TOWN:	0	670	0	0	0	267	0	0	0	937
COUNTY TOTAL:	9	885	22	3	22	267	1	3	1	1,213
DUBOIS										
PROBATION	0	222	18	0	22	0	6	4	0	272
TOTAL COURTS OF RECORD:	0	222	18	0	22	0	6	4	0	272
COUNTY TOTAL:	0	222	18	0	22	0	6	4	0	272

ADULT PROBATION
MISDEMEANOR SUPERVISIONS PENDING 01/01/2016

	PRE	POST	SPLIT	INTER-STATE	INTRA-STATE	IN LIEU OF PROSECUTION	WITHHELD	DRUG COURT	OTHER	TOTAL
ELKHART										
PROBATION	0	1,118	64	3	12	39	3	0	0	1,239
TOTAL COURTS OF RECORD:	0	1,118	64	3	12	39	3	0	0	1,239
ELKHART CITY PROBATION	7	10	4	5	64	35	0	0	1,084	1,209
GOSHEN CITY PROBATION	0	373	1	1	42	0	0	0	0	417
TOTAL CITY & TOWN:	7	383	5	6	106	35	0	0	1,084	1,626
COUNTY TOTAL:	7	1,501	69	9	118	74	3	0	1,084	2,865
FAYETTE										
PROBATION	2	130	55	3	9	0	0	0	0	199
TOTAL COURTS OF RECORD:	2	130	55	3	9	0	0	0	0	199
COUNTY TOTAL:	2	130	55	3	9	0	0	0	0	199
FLOYD										
PROBATION	0	413	88	2	22	0	13	0	0	538
TOTAL COURTS OF RECORD:	0	413	88	2	22	0	13	0	0	538
COUNTY TOTAL:	0	413	88	2	22	0	13	0	0	538
FOUNTAIN										
PROBATION	0	59	0	0	2	0	0	0	0	61
TOTAL COURTS OF RECORD:	0	59	0	0	2	0	0	0	0	61
ATTICA CITY PROBATION	0	10	0	0	0	0	0	0	0	10
TOTAL CITY & TOWN:	0	10	0	0	0	0	0	0	0	10
COUNTY TOTAL:	0	69	0	0	2	0	0	0	0	71
FRANKLIN										
PROBATION	0	114	75	0	3	0	0	0	0	192
TOTAL COURTS OF RECORD:	0	114	75	0	3	0	0	0	0	192
COUNTY TOTAL:	0	114	75	0	3	0	0	0	0	192
FULTON										
PROBATION	0	228	1	0	1	0	0	0	0	230
TOTAL COURTS OF RECORD:	0	228	1	0	1	0	0	0	0	230
COUNTY TOTAL:	0	228	1	0	1	0	0	0	0	230
GIBSON										
PROBATION	0	292	27	0	2	8	4	3	0	336
TOTAL COURTS OF RECORD:	0	292	27	0	2	8	4	3	0	336
COUNTY TOTAL:	0	292	27	0	2	8	4	3	0	336
GRANT										
PROBATION	0	172	31	2	10	0	0	7	0	222
TOTAL COURTS OF RECORD:	0	172	31	2	10	0	0	7	0	222
GAS CITY PROBATION	0	306	0	0	0	0	0	0	0	306
MARION CITY PROBATION	0	218	46	0	0	0	0	0	0	264
TOTAL CITY & TOWN:	0	524	46	0	0	0	0	0	0	570
COUNTY TOTAL:	0	696	77	2	10	0	0	7	0	792
GREENE										
PROBATION	0	50	122	0	24	0	2	0	0	198
TOTAL COURTS OF RECORD:	0	50	122	0	24	0	2	0	0	198
COUNTY TOTAL:	0	50	122	0	24	0	2	0	0	198

ADULT PROBATION
MISDEMEANOR SUPERVISIONS PENDING 01/01/2016

	PRE	POST	SPLIT	INTER-STATE	INTRA-STATE	IN LIEU OF PROSECUTION	WITHHELD	DRUG COURT	OTHER	TOTAL
HAMILTON										
PROBATION	0	1,389	235	3	29	0	52	2	0	1,710
TOTAL COURTS OF RECORD:	0	1,389	235	3	29	0	52	2	0	1,710
COUNTY TOTAL:	0	1,389	235	3	29	0	52	2	0	1,710
HANCOCK										
PROBATION	0	978	76	5	33	4	0	0	4	1,100
TOTAL COURTS OF RECORD:	0	978	76	5	33	4	0	0	4	1,100
COUNTY TOTAL:	0	978	76	5	33	4	0	0	4	1,100
HARRISON										
ADULT PROBATION	0	60	7	0	8	0	1	0	1	77
TOTAL COURTS OF RECORD:	0	60	7	0	8	0	1	0	1	77
COUNTY TOTAL:	0	60	7	0	8	0	1	0	1	77
HENDRICKS										
PROBATION	0	597	24	1	30	0	29	1	0	682
TOTAL COURTS OF RECORD:	0	597	24	1	30	0	29	1	0	682
PLAINFIELD TOWN PROBATION	0	95	3	0	0	0	11	0	0	109
TOTAL CITY & TOWN:	0	95	3	0	0	0	11	0	0	109
COUNTY TOTAL:	0	692	27	1	30	0	40	1	0	791
HENRY										
PROBATION	2	15	7	0	1	0	0	0	0	25
TOTAL COURTS OF RECORD:	2	15	7	0	1	0	0	0	0	25
COUNTY TOTAL:	2	15	7	0	1	0	0	0	0	25
HOWARD										
PROBATION	13	715	27	4	30	0	0	0	0	789
TOTAL COURTS OF RECORD:	13	715	27	4	30	0	0	0	0	789
COUNTY TOTAL:	13	715	27	4	30	0	0	0	0	789
HUNTINGTON										
PROBATION	1	202	342	0	4	4	0	8	2	563
TOTAL COURTS OF RECORD:	1	202	342	0	4	4	0	8	2	563
COUNTY TOTAL:	1	202	342	0	4	4	0	8	2	563
JACKSON										
PROBATION	1	333	269	0	3	0	0	0	0	606
TOTAL COURTS OF RECORD:	1	333	269	0	3	0	0	0	0	606
COUNTY TOTAL:	1	333	269	0	3	0	0	0	0	606
JASPER										
PROBATION	0	97	57	0	7	2	0	0	117	280
TOTAL COURTS OF RECORD:	0	97	57	0	7	2	0	0	117	280
COUNTY TOTAL:	0	97	57	0	7	2	0	0	117	280
JAY										
PROBATION	0	250	0	0	6	8	1	0	0	265
TOTAL COURTS OF RECORD:	0	250	0	0	6	8	1	0	0	265
COUNTY TOTAL:	0	250	0	0	6	8	1	0	0	265

ADULT PROBATION
MISDEMEANOR SUPERVISIONS PENDING 01/01/2016

	PRE	POST	SPLIT	INTER-STATE	INTRA-STATE	IN LIEU OF PROSECUTION	WITHHELD	DRUG COURT	OTHER	TOTAL
JEFFERSON										
PROBATION	0	141	49	3	16	0	0	0	0	209
TOTAL COURTS OF RECORD:	0	141	49	3	16	0	0	0	0	209
COUNTY TOTAL:	0	141	49	3	16	0	0	0	0	209
JENNINGS										
PROBATION	0	420	2	1	4	0	0	0	0	427
TOTAL COURTS OF RECORD:	0	420	2	1	4	0	0	0	0	427
COUNTY TOTAL:	0	420	2	1	4	0	0	0	0	427
JOHNSON										
PROBATION	0	386	30	4	20	0	0	0	0	440
TOTAL COURTS OF RECORD:	0	386	30	4	20	0	0	0	0	440
GREENWOOD CITY PROBATION	156	640	0	0	0	0	0	15	0	811
TOTAL CITY & TOWN:	156	640	0	0	0	0	0	15	0	811
COUNTY TOTAL:	156	1,026	30	4	20	0	0	15	0	1,251
KNOX										
PROBATION	0	912	0	2	18	0	0	0	0	932
TOTAL COURTS OF RECORD:	0	912	0	2	18	0	0	0	0	932
COUNTY TOTAL:	0	912	0	2	18	0	0	0	0	932
KOSCIUSKO										
PROBATION	0	496	60	0	1	0	0	0	0	557
TOTAL COURTS OF RECORD:	0	496	60	0	1	0	0	0	0	557
COUNTY TOTAL:	0	496	60	0	1	0	0	0	0	557
LAGRANGE										
PROBATION	0	126	60	1	0	0	2	0	0	189
TOTAL COURTS OF RECORD:	0	126	60	1	0	0	2	0	0	189
COUNTY TOTAL:	0	126	60	1	0	0	2	0	0	189
LAKE										
ADULT PROBATION	919	1,425	10	309	62	222	237	19	274	3,477
TOTAL COURTS OF RECORD:	919	1,425	10	309	62	222	237	19	274	3,477
CROWN PT. CITY PROBATION	0	72	0	0	0	0	0	0	0	72
E. CHICAGO CITY PROBATION	0	377	15	5	9	1,704	0	0	42	2,152
GARY CITY PROBATION	0	2,156	0	6	6	90	0	0	0	2,258
HAMMOND CITY PROBATION	18	298	0	9	0	86	72	0	0	483
HOBART CITY PROBATION	0	69	0	0	0	0	0	0	0	69
LOWELL TOWN PROBATION	0	64	0	0	0	0	0	0	0	64
MERRILLVILLE TOWN PROBATION	0	127	0	0	0	0	0	0	0	127
SCHERERVILLE TOWN PROBATION	0	118	0	0	0	0	0	0	0	118
WHITING CITY PROBATION	0	38	0	0	0	0	49	0	0	87
TOTAL CITY & TOWN:	18	3,319	15	20	15	1,880	121	0	42	5,430
COUNTY TOTAL:	937	4,744	25	329	77	2,102	358	19	316	8,907
LAPORTE										
ADULT PROBATION	47	835	94	3	9	3	0	0	0	991
TOTAL COURTS OF RECORD:	47	835	94	3	9	3	0	0	0	991
COUNTY TOTAL:	47	835	94	3	9	3	0	0	0	991

ADULT PROBATION
MISDEMEANOR SUPERVISIONS PENDING 01/01/2016

	PRE	POST	SPLIT	INTER-STATE	INTRA-STATE	IN LIEU OF PROSECUTION	WITHHELD	DRUG COURT	OTHER	TOTAL
LAWRENCE										
PROBATION	0	268	0	0	8	0	0	0	0	276
TOTAL COURTS OF RECORD:	0	268	0	0	8	0	0	0	0	276
COUNTY TOTAL:	0	268	0	0	8	0	0	0	0	276
MADISON										
ADULT PROBATION	3	575	2	11	0	0	0	0	0	591
TOTAL COURTS OF RECORD:	3	575	2	11	0	0	0	0	0	591
ANDERSON CITY PROBATION	5	4,509	13	0	0	105	45	0	0	4,677
ELWOOD CITY PROBATION	0	28	0	0	1	0	75	0	156	260
TOTAL CITY & TOWN:	5	4,537	13	0	1	105	120	0	156	4,937
COUNTY TOTAL:	8	5,112	15	11	1	105	120	0	156	5,528
MARION										
PROBATION	40	2,580	269	15	257	0	0	0	0	3,161
TOTAL COURTS OF RECORD:	40	2,580	269	15	257	0	0	0	0	3,161
COUNTY TOTAL:	40	2,580	269	15	257	0	0	0	0	3,161
MARSHALL										
PROBATION	0	455	8	0	5	0	63	0	0	531
TOTAL COURTS OF RECORD:	0	455	8	0	5	0	63	0	0	531
COUNTY TOTAL:	0	455	8	0	5	0	63	0	0	531
MARTIN										
PROBATION	0	55	1	0	4	0	0	0	0	60
TOTAL COURTS OF RECORD:	0	55	1	0	4	0	0	0	0	60
COUNTY TOTAL:	0	55	1	0	4	0	0	0	0	60
MIAMI										
PROBATION	0	483	9	5	40	2	0	0	7	546
TOTAL COURTS OF RECORD:	0	483	9	5	40	2	0	0	7	546
COUNTY TOTAL:	0	483	9	5	40	2	0	0	7	546
MONROE										
PROBATION	30	1,005	16	0	45	0	0	36	9	1,141
TOTAL COURTS OF RECORD:	30	1,005	16	0	45	0	0	36	9	1,141
COUNTY TOTAL:	30	1,005	16	0	45	0	0	36	9	1,141
MONTGOMERY										
PROBATION	1	205	102	3	17	2	0	0	0	330
TOTAL COURTS OF RECORD:	1	205	102	3	17	2	0	0	0	330
COUNTY TOTAL:	1	205	102	3	17	2	0	0	0	330
MORGAN										
PROBATION	3	353	0	1	25	50	0	0	0	432
TOTAL COURTS OF RECORD:	3	353	0	1	25	50	0	0	0	432
COUNTY TOTAL:	3	353	0	1	25	50	0	0	0	432
NEWTON										
PROBATION	0	113	12	1	10	197	0	0	0	333
TOTAL COURTS OF RECORD:	0	113	12	1	10	197	0	0	0	333
COUNTY TOTAL:	0	113	12	1	10	197	0	0	0	333

ADULT PROBATION
MISDEMEANOR SUPERVISIONS PENDING 01/01/2016

	PRE	POST	SPLIT	INTER- STATE	INTRA- STATE	IN LIEU OF PROSECUTION	WITHHELD	DRUG COURT	OTHER	TOTAL
NOBLE										
PROBATION	0	186	152	7	26	9	4	0	19	403
TOTAL COURTS OF RECORD:	0	186	152	7	26	9	4	0	19	403
COUNTY TOTAL:	0	186	152	7	26	9	4	0	19	403
OHIO										
PROBATION	0	50	10	0	0	0	0	0	0	60
TOTAL COURTS OF RECORD:	0	50	10	0	0	0	0	0	0	60
COUNTY TOTAL:	0	50	10	0	0	0	0	0	0	60
ORANGE										
PROBATION	0	38	15	0	108	0	0	0	0	161
TOTAL COURTS OF RECORD:	0	38	15	0	108	0	0	0	0	161
COUNTY TOTAL:	0	38	15	0	108	0	0	0	0	161
OWEN										
PROBATION	0	101	36	0	15	0	0	0	0	152
TOTAL COURTS OF RECORD:	0	101	36	0	15	0	0	0	0	152
COUNTY TOTAL:	0	101	36	0	15	0	0	0	0	152
PARKE										
PROBATION	5	77	0	3	1	0	54	8	12	160
TOTAL COURTS OF RECORD:	5	77	0	3	1	0	54	8	12	160
COUNTY TOTAL:	5	77	0	3	1	0	54	8	12	160
PERRY										
PROBATION	0	207	8	8	12	0	0	0	0	235
TOTAL COURTS OF RECORD:	0	207	8	8	12	0	0	0	0	235
COUNTY TOTAL:	0	207	8	8	12	0	0	0	0	235
PIKE										
PROBATION	0	86	0	0	6	5	1	0	1	99
TOTAL COURTS OF RECORD:	0	86	0	0	6	5	1	0	1	99
COUNTY TOTAL:	0	86	0	0	6	5	1	0	1	99
PORTER										
ADULT PROBATION	31	1,722	1	9	13	0	0	0	0	1,776
TOTAL COURTS OF RECORD:	31	1,722	1	9	13	0	0	0	0	1,776
COUNTY TOTAL:	31	1,722	1	9	13	0	0	0	0	1,776
POSEY										
PROBATION	2	108	2	0	0	1	39	0	2	154
TOTAL COURTS OF RECORD:	2	108	2	0	0	1	39	0	2	154
COUNTY TOTAL:	2	108	2	0	0	1	39	0	2	154
PULASKI										
PROBATION	0	51	32	0	0	0	0	0	0	83
TOTAL COURTS OF RECORD:	0	51	32	0	0	0	0	0	0	83
COUNTY TOTAL:	0	51	32	0	0	0	0	0	0	83

ADULT PROBATION
MISDEMEANOR SUPERVISIONS PENDING 01/01/2016

	PRE	POST	SPLIT	INTER-STATE	INTRA-STATE	IN LIEU OF PROSECUTION	WITHHELD	DRUG COURT	OTHER	TOTAL
PUTNAM										
ADULT PROBATION	0	304	36	1	25	87	0	0	57	510
TOTAL COURTS OF RECORD:	0	304	36	1	25	87	0	0	57	510
COUNTY TOTAL:	0	304	36	1	25	87	0	0	57	510
RANDOLPH										
PROBATION	0	105	37	0	3	33	0	0	0	178
TOTAL COURTS OF RECORD:	0	105	37	0	3	33	0	0	0	178
COUNTY TOTAL:	0	105	37	0	3	33	0	0	0	178
RIPLEY										
PROBATION	0	198	26	0	4	0	0	0	0	228
TOTAL COURTS OF RECORD:	0	198	26	0	4	0	0	0	0	228
COUNTY TOTAL:	0	198	26	0	4	0	0	0	0	228
RUSH										
PROBATION	0	5	77	1	0	0	0	0	0	83
TOTAL COURTS OF RECORD:	0	5	77	1	0	0	0	0	0	83
COUNTY TOTAL:	0	5	77	1	0	0	0	0	0	83
ST. JOSEPH										
ADULT PROBATION	0	1,147	4	1	40	28	0	0	0	1,220
TOTAL COURTS OF RECORD:	0	1,147	4	1	40	28	0	0	0	1,220
COUNTY TOTAL:	0	1,147	4	1	40	28	0	0	0	1,220
SCOTT										
PROBATION	4	433	17	0	18	7	0	0	0	479
TOTAL COURTS OF RECORD:	4	433	17	0	18	7	0	0	0	479
COUNTY TOTAL:	4	433	17	0	18	7	0	0	0	479
SHELBY										
PROBATION	0	271	5	0	15	0	0	0	0	291
TOTAL COURTS OF RECORD:	0	271	5	0	15	0	0	0	0	291
COUNTY TOTAL:	0	271	5	0	15	0	0	0	0	291
SPENCER										
PROBATION	0	210	0	1	10	0	0	0	0	221
TOTAL COURTS OF RECORD:	0	210	0	1	10	0	0	0	0	221
COUNTY TOTAL:	0	210	0	1	10	0	0	0	0	221
STARKE										
PROBATION	0	3	10	0	1	0	0	0	0	14
TOTAL COURTS OF RECORD:	0	3	10	0	1	0	0	0	0	14
COUNTY TOTAL:	0	3	10	0	1	0	0	0	0	14
STEUBEN										
PROBATION	0	193	65	0	0	0	0	0	0	258
TOTAL COURTS OF RECORD:	0	193	65	0	0	0	0	0	0	258
COUNTY TOTAL:	0	193	65	0	0	0	0	0	0	258

ADULT PROBATION
MISDEMEANOR SUPERVISIONS PENDING 01/01/2016

	PRE	POST	SPLIT	INTER-STATE	INTRA-STATE	IN LIEU OF PROSECUTION	WITHHELD	DRUG COURT	OTHER	TOTAL
SULLIVAN										
PROBATION	0	228	6	0	23	0	0	0	0	257
TOTAL COURTS OF RECORD:	0	228	6	0	23	0	0	0	0	257
COUNTY TOTAL:	0	228	6	0	23	0	0	0	0	257
SWITZERLAND										
PROBATION	0	77	0	1	2	0	0	0	0	80
TOTAL COURTS OF RECORD:	0	77	0	1	2	0	0	0	0	80
COUNTY TOTAL:	0	77	0	1	2	0	0	0	0	80
TIPPECANOE										
PROBATION	0	393	317	1	295	0	0	0	0	1,006
TOTAL COURTS OF RECORD:	0	393	317	1	295	0	0	0	0	1,006
COUNTY TOTAL:	0	393	317	1	295	0	0	0	0	1,006
TIPTON										
PROBATION	0	33	51	2	14	0	0	0	0	100
TOTAL COURTS OF RECORD:	0	33	51	2	14	0	0	0	0	100
COUNTY TOTAL:	0	33	51	2	14	0	0	0	0	100
UNION										
PROBATION	0	9	2	0	0	0	0	0	0	11
TOTAL COURTS OF RECORD:	0	9	2	0	0	0	0	0	0	11
COUNTY TOTAL:	0	9	2	0	0	0	0	0	0	11
VANDERBURGH										
PROBATION	2	413	5	3	22	0	3	0	44	492
TOTAL COURTS OF RECORD:	2	413	5	3	22	0	3	0	44	492
COUNTY TOTAL:	2	413	5	3	22	0	3	0	44	492
VERMILLION										
PROBATION	0	178	2	2	0	0	0	0	0	182
TOTAL COURTS OF RECORD:	0	178	2	2	0	0	0	0	0	182
COUNTY TOTAL:	0	178	2	2	0	0	0	0	0	182
VIGO										
ADULT PROBATION	23	181	21	0	34	0	0	1	5	265
TOTAL COURTS OF RECORD:	23	181	21	0	34	0	0	1	5	265
COUNTY TOTAL:	23	181	21	0	34	0	0	1	5	265
WABASH										
PROBATION	3	369	31	0	2	2	12	0	0	419
TOTAL COURTS OF RECORD:	3	369	31	0	2	2	12	0	0	419
COUNTY TOTAL:	3	369	31	0	2	2	12	0	0	419
WARREN										
PROBATION	0	63	0	0	3	46	0	0	0	112
TOTAL COURTS OF RECORD:	0	63	0	0	3	46	0	0	0	112
COUNTY TOTAL:	0	63	0	0	3	46	0	0	0	112

ADULT PROBATION
MISDEMEANOR SUPERVISIONS PENDING 01/01/2016

	PRE	POST	SPLIT	INTER-STATE	INTRA-STATE	IN LIEU OF PROSECUTION	WITHHELD	DRUG COURT	OTHER	TOTAL
WARRICK										
PROBATION	0	466	43	4	12	10	44	0	0	579
TOTAL COURTS OF RECORD:	0	466	43	4	12	10	44	0	0	579
COUNTY TOTAL:	0	466	43	4	12	10	44	0	0	579
WASHINGTON										
PROBATION	86	192	10	1	14	0	0	0	0	303
TOTAL COURTS OF RECORD:	86	192	10	1	14	0	0	0	0	303
COUNTY TOTAL:	86	192	10	1	14	0	0	0	0	303
WAYNE										
PROBATION	2	100	61	5	9	4	0	0	23	204
TOTAL COURTS OF RECORD:	2	100	61	5	9	4	0	0	23	204
COUNTY TOTAL:	2	100	61	5	9	4	0	0	23	204
WELLS										
PROBATION	0	76	90	1	2	1	0	0	0	170
TOTAL COURTS OF RECORD:	0	76	90	1	2	1	0	0	0	170
COUNTY TOTAL:	0	76	90	1	2	1	0	0	0	170
WHITE										
PROBATION	0	217	24	2	4	0	0	0	0	247
TOTAL COURTS OF RECORD:	0	217	24	2	4	0	0	0	0	247
COUNTY TOTAL:	0	217	24	2	4	0	0	0	0	247
WHITLEY										
PROBATION	0	0	0	0	2	0	0	0	0	2
TOTAL COURTS OF RECORD:	0	0	0	0	2	0	0	0	0	2
COUNTY TOTAL:	0	0	0	0	2	0	0	0	0	2
STATE TOTALS										
GRAND TOTAL CIRCUIT, SUPERIOR & PROBATE:	1,253	33,627	4,904	475	1,913	853	580	92	650	44,347
GRAND TOTAL CITY & TOWN:	186	10,577	82	26	122	2,287	252	15	1,282	14,829
GRAND TOTAL:	1,439	44,204	4,986	501	2,035	3,140	832	107	1,932	59,176

**ADULT PROBATION
MISDEMEANOR SUPERVISIONS RECEIVED**

	PRE	POST	SPLIT	INTER- STATE	INTRA- STATE	IN LIEU OF PROSECUTION	JUDGMENT WITHHELD	DRUG COURT	OTHER	TOTAL
ADAMS										
PROBATION	0	253	6	0	6	1	0	0	0	266
TOTAL COURTS OF RECORD:	0	253	6	0	6	1	0	0	0	266
COUNTY TOTAL:	0	253	6	0	6	1	0	0	0	266
ALLEN										
ADULT PROBATION	0	104	25	5	84	0	0	0	0	218
TOTAL COURTS OF RECORD:	0	104	25	5	84	0	0	0	0	218
COUNTY TOTAL:	0	104	25	5	84	0	0	0	0	218
BARTHOLOMEW										
PROBATION	13	816	17	1	30	0	0	0	0	877
TOTAL COURTS OF RECORD:	13	816	17	1	30	0	0	0	0	877
COUNTY TOTAL:	13	816	17	1	30	0	0	0	0	877
BENTON										
PROBATION	0	95	11	0	2	0	0	0	0	108
TOTAL COURTS OF RECORD:	0	95	11	0	2	0	0	0	0	108
COUNTY TOTAL:	0	95	11	0	2	0	0	0	0	108
BLACKFORD										
PROBATION	0	55	4	1	6	0	0	0	0	66
TOTAL COURTS OF RECORD:	0	55	4	1	6	0	0	0	0	66
COUNTY TOTAL:	0	55	4	1	6	0	0	0	0	66
BOONE										
PROBATION	0	447	7	1	24	78	0	0	0	557
TOTAL COURTS OF RECORD:	0	447	7	1	24	78	0	0	0	557
COUNTY TOTAL:	0	447	7	1	24	78	0	0	0	557
BROWN										
PROBATION	0	90	11	0	1	0	0	0	0	102
TOTAL COURTS OF RECORD:	0	90	11	0	1	0	0	0	0	102
COUNTY TOTAL:	0	90	11	0	1	0	0	0	0	102
CARROLL										
PROBATION	0	109	2	0	4	0	0	0	0	115
TOTAL COURTS OF RECORD:	0	109	2	0	4	0	0	0	0	115
COUNTY TOTAL:	0	109	2	0	4	0	0	0	0	115
CASS										
ADULT PROBATION	0	163	38	0	22	0	0	0	0	223
TOTAL COURTS OF RECORD:	0	163	38	0	22	0	0	0	0	223
COUNTY TOTAL:	0	163	38	0	22	0	0	0	0	223
CLARK										
PROBATION	19	1,244	19	4	27	0	1	0	55	1,369
TOTAL COURTS OF RECORD:	19	1,244	19	4	27	0	1	0	55	1,369
CLARKSVILLE TOWN PROBATION	0	527	0	0	0	0	10	0	0	537
TOTAL CITY & TOWN:	0	527	0	0	0	0	10	0	0	537
COUNTY TOTAL:	19	1,771	19	4	27	0	11	0	55	1,906

**ADULT PROBATION
MISDEMEANOR SUPERVISIONS RECEIVED**

	PRE	POST	SPLIT	INTER-STATE	INTRA-STATE	IN LIEU OF PROSECUTION	JUDGMENT WITHHELD	DRUG COURT	OTHER	TOTAL
CLAY										
PROBATION	0	250	0	0	12	0	0	0	0	262
TOTAL COURTS OF RECORD:	0	250	0	0	12	0	0	0	0	262
COUNTY TOTAL:	0	250	0	0	12	0	0	0	0	262
CLINTON										
PROBATION	0	191	187	0	9	2	11	0	0	400
TOTAL COURTS OF RECORD:	0	191	187	0	9	2	11	0	0	400
COUNTY TOTAL:	0	191	187	0	9	2	11	0	0	400
CRAWFORD										
PROBATION	0	23	60	0	8	0	0	0	0	91
TOTAL COURTS OF RECORD:	0	23	60	0	8	0	0	0	0	91
COUNTY TOTAL:	0	23	60	0	8	0	0	0	0	91
DAVIESS										
PROBATION	0	199	13	1	23	3	0	0	0	239
TOTAL COURTS OF RECORD:	0	199	13	1	23	3	0	0	0	239
COUNTY TOTAL:	0	199	13	1	23	3	0	0	0	239
DEARBORN										
PROBATION	15	145	343	6	4	0	0	2	2	517
TOTAL COURTS OF RECORD:	15	145	343	6	4	0	0	2	2	517
COUNTY TOTAL:	15	145	343	6	4	0	0	2	2	517
DECATUR										
ADULT PROBATION	0	122	70	0	9	0	0	0	0	201
TOTAL COURTS OF RECORD:	0	122	70	0	9	0	0	0	0	201
COUNTY TOTAL:	0	122	70	0	9	0	0	0	0	201
DEKALB										
PROBATION	2	238	1	1	1	26	8	0	100	377
TOTAL COURTS OF RECORD:	2	238	1	1	1	26	8	0	100	377
COUNTY TOTAL:	2	238	1	1	1	26	8	0	100	377
DELAWARE										
ADULT PROBATION	49	172	9	2	23	0	1	1	3	260
TOTAL COURTS OF RECORD:	49	172	9	2	23	0	1	1	3	260
MUNCIE CITY PROBATION	0	770	0	0	0	154	0	0	0	924
TOTAL CITY & TOWN:	0	770	0	0	0	154	0	0	0	924
COUNTY TOTAL:	49	942	9	2	23	154	1	1	3	1,184
DUBOIS										
PROBATION	1	316	24	0	9	0	23	0	0	373
TOTAL COURTS OF RECORD:	1	316	24	0	9	0	23	0	0	373
COUNTY TOTAL:	1	316	24	0	9	0	23	0	0	373

**ADULT PROBATION
MISDEMEANOR SUPERVISIONS RECEIVED**

	PRE	POST	SPLIT	INTER-STATE	INTRA-STATE	IN LIEU OF PROSECUTION	JUDGMENT WITHHELD	DRUG COURT	OTHER	TOTAL
ELKHART										
PROBATION	0	732	53	0	18	10	0	0	0	813
TOTAL COURTS OF RECORD:	0	732	53	0	18	10	0	0	0	813
ELKHART CITY PROBATION	0	664	0	0	1	0	0	0	72	737
GOSHEN CITY PROBATION	0	325	0	0	46	0	0	0	0	371
TOTAL CITY & TOWN:	0	989	0	0	47	0	0	0	72	1,108
COUNTY TOTAL:	0	1,721	53	0	65	10	0	0	72	1,921
FAYETTE										
PROBATION	3	139	113	0	0	0	0	0	0	255
TOTAL COURTS OF RECORD:	3	139	113	0	0	0	0	0	0	255
COUNTY TOTAL:	3	139	113	0	0	0	0	0	0	255
FLOYD										
PROBATION	0	603	82	1	45	0	10	0	0	741
TOTAL COURTS OF RECORD:	0	603	82	1	45	0	10	0	0	741
COUNTY TOTAL:	0	603	82	1	45	0	10	0	0	741
FOUNTAIN										
PROBATION	0	38	0	1	8	0	0	0	0	47
TOTAL COURTS OF RECORD:	0	38	0	1	8	0	0	0	0	47
ATTICA CITY PROBATION	0	18	0	0	0	0	0	0	0	18
TOTAL CITY & TOWN:	0	18	0	0	0	0	0	0	0	18
COUNTY TOTAL:	0	56	0	1	8	0	0	0	0	65
FRANKLIN										
PROBATION	0	105	125	0	10	0	0	0	0	240
TOTAL COURTS OF RECORD:	0	105	125	0	10	0	0	0	0	240
COUNTY TOTAL:	0	105	125	0	10	0	0	0	0	240
FULTON										
PROBATION	0	190	6	0	8	0	0	0	0	204
TOTAL COURTS OF RECORD:	0	190	6	0	8	0	0	0	0	204
COUNTY TOTAL:	0	190	6	0	8	0	0	0	0	204
GIBSON										
PROBATION	18	371	42	1	5	38	16	1	7	499
TOTAL COURTS OF RECORD:	18	371	42	1	5	38	16	1	7	499
COUNTY TOTAL:	18	371	42	1	5	38	16	1	7	499
GRANT										
PROBATION	0	222	28	2	22	0	0	4	0	278
TOTAL COURTS OF RECORD:	0	222	28	2	22	0	0	4	0	278
GAS CITY PROBATION	0	136	0	0	0	0	0	0	0	136
MARION CITY PROBATION	0	174	11	0	0	0	0	0	0	185
TOTAL CITY & TOWN:	0	310	11	0	0	0	0	0	0	321
COUNTY TOTAL:	0	532	39	2	22	0	0	4	0	599
GREENE										
PROBATION	0	68	143	0	23	0	4	0	0	238
TOTAL COURTS OF RECORD:	0	68	143	0	23	0	4	0	0	238
COUNTY TOTAL:	0	68	143	0	23	0	4	0	0	238

**ADULT PROBATION
MISDEMEANOR SUPERVISIONS RECEIVED**

	PRE	POST	SPLIT	INTER- STATE	INTRA- STATE	IN LIEU OF PROSECUTION	JUDGMENT WITHHELD	DRUG COURT	OTHER	TOTAL
HAMILTON										
PROBATION	89	1,354	201	4	52	0	30	1	0	1,731
TOTAL COURTS OF RECORD:	89	1,354	201	4	52	0	30	1	0	1,731
COUNTY TOTAL:	89	1,354	201	4	52	0	30	1	0	1,731
HANCOCK										
PROBATION	1	426	86	0	7	0	0	1	0	521
TOTAL COURTS OF RECORD:	1	426	86	0	7	0	0	1	0	521
COUNTY TOTAL:	1	426	86	0	7	0	0	1	0	521
HARRISON										
ADULT PROBATION	0	182	83	7	32	0	0	0	28	332
TOTAL COURTS OF RECORD:	0	182	83	7	32	0	0	0	28	332
COUNTY TOTAL:	0	182	83	7	32	0	0	0	28	332
HENDRICKS										
PROBATION	1	630	17	1	25	0	27	2	0	703
TOTAL COURTS OF RECORD:	1	630	17	1	25	0	27	2	0	703
PLAINFIELD TOWN PROBATION	0	106	0	0	0	0	9	0	0	115
TOTAL CITY & TOWN:	0	106	0	0	0	0	9	0	0	115
COUNTY TOTAL:	1	736	17	1	25	0	36	2	0	818
HENRY										
PROBATION	1	46	5	0	5	3	0	0	1	61
TOTAL COURTS OF RECORD:	1	46	5	0	5	3	0	0	1	61
COUNTY TOTAL:	1	46	5	0	5	3	0	0	1	61
HOWARD										
PROBATION	51	924	11	2	12	0	0	0	0	1,000
TOTAL COURTS OF RECORD:	51	924	11	2	12	0	0	0	0	1,000
COUNTY TOTAL:	51	924	11	2	12	0	0	0	0	1,000
HUNTINGTON										
PROBATION	0	70	121	0	4	2	0	6	2	205
TOTAL COURTS OF RECORD:	0	70	121	0	4	2	0	6	2	205
COUNTY TOTAL:	0	70	121	0	4	2	0	6	2	205
JACKSON										
PROBATION	0	322	134	1	13	0	0	0	1	471
TOTAL COURTS OF RECORD:	0	322	134	1	13	0	0	0	1	471
COUNTY TOTAL:	0	322	134	1	13	0	0	0	1	471
JASPER										
PROBATION	0	199	11	0	3	1	2	0	12	228
TOTAL COURTS OF RECORD:	0	199	11	0	3	1	2	0	12	228
COUNTY TOTAL:	0	199	11	0	3	1	2	0	12	228
JAY										
PROBATION	0	191	0	0	9	14	0	6	0	220
TOTAL COURTS OF RECORD:	0	191	0	0	9	14	0	6	0	220
COUNTY TOTAL:	0	191	0	0	9	14	0	6	0	220

**ADULT PROBATION
MISDEMEANOR SUPERVISIONS RECEIVED**

	PRE	POST	SPLIT	INTER-STATE	INTRA-STATE	IN LIEU OF PROSECUTION	JUDGMENT WITHHELD	DRUG COURT	OTHER	TOTAL
JEFFERSON										
PROBATION	0	62	31	3	13	0	0	0	0	109
TOTAL COURTS OF RECORD:	0	62	31	3	13	0	0	0	0	109
COUNTY TOTAL:	0	62	31	3	13	0	0	0	0	109
JENNINGS										
PROBATION	0	200	37	0	5	0	0	0	0	242
TOTAL COURTS OF RECORD:	0	200	37	0	5	0	0	0	0	242
COUNTY TOTAL:	0	200	37	0	5	0	0	0	0	242
JOHNSON										
PROBATION	0	424	34	2	32	0	0	0	0	492
TOTAL COURTS OF RECORD:	0	424	34	2	32	0	0	0	0	492
GREENWOOD CITY PROBATION	144	559	0	0	0	0	0	11	0	714
TOTAL CITY & TOWN:	144	559	0	0	0	0	0	11	0	714
COUNTY TOTAL:	144	983	34	2	32	0	0	11	0	1,206
KNOX										
PROBATION	0	620	0	1	14	0	0	0	14	649
TOTAL COURTS OF RECORD:	0	620	0	1	14	0	0	0	14	649
COUNTY TOTAL:	0	620	0	1	14	0	0	0	14	649
KOSCIUSKO										
PROBATION	0	235	13	10	8	0	0	0	0	266
TOTAL COURTS OF RECORD:	0	235	13	10	8	0	0	0	0	266
COUNTY TOTAL:	0	235	13	10	8	0	0	0	0	266
LAGRANGE										
PROBATION	0	159	98	0	3	0	0	0	0	260
TOTAL COURTS OF RECORD:	0	159	98	0	3	0	0	0	0	260
COUNTY TOTAL:	0	159	98	0	3	0	0	0	0	260
LAKE										
ADULT PROBATION	18	1,643	18	26	23	22	0	0	58	1,808
TOTAL COURTS OF RECORD:	18	1,643	18	26	23	22	0	0	58	1,808
CROWN PT. CITY PROBATION	0	85	0	0	0	0	0	0	0	85
E. CHICAGO CITY PROBATION	0	102	1	1	1	697	0	0	0	802
GARY CITY PROBATION	0	123	0	9	20	114	5	0	0	271
HAMMOND CITY PROBATION	18	302	0	10	8	97	61	0	0	496
HOBART CITY PROBATION	0	54	0	0	0	0	0	0	0	54
LOWELL TOWN PROBATION	0	69	0	0	0	0	0	0	0	69
MERRILLVILLE TOWN PROBATION	0	102	0	0	0	0	0	0	0	102
SCHERERVILLE TOWN PROBATION	0	139	0	0	0	0	0	0	0	139
WHITING CITY PROBATION	0	19	0	0	0	0	20	0	0	39
TOTAL CITY & TOWN:	18	995	1	20	29	908	86	0	0	2,057
COUNTY TOTAL:	36	2,638	19	46	52	930	86	0	58	3,865
LAPORTE										
ADULT PROBATION	101	833	72	6	7	1	0	0	0	1,020
TOTAL COURTS OF RECORD:	101	833	72	6	7	1	0	0	0	1,020
COUNTY TOTAL:	101	833	72	6	7	1	0	0	0	1,020

**ADULT PROBATION
MISDEMEANOR SUPERVISIONS RECEIVED**

	PRE	POST	SPLIT	INTER-STATE	INTRA-STATE	IN LIEU OF PROSECUTION	JUDGMENT WITHHELD	DRUG COURT	OTHER	TOTAL
LAWRENCE										
PROBATION	0	79	29	0	2	0	0	0	0	110
TOTAL COURTS OF RECORD:	0	79	29	0	2	0	0	0	0	110
COUNTY TOTAL:	0	79	29	0	2	0	0	0	0	110
MADISON										
ADULT PROBATION	10	359	3	1	25	0	0	0	0	398
TOTAL COURTS OF RECORD:	10	359	3	1	25	0	0	0	0	398
ANDERSON CITY PROBATION	0	500	13	0	0	27	0	0	0	540
ELWOOD CITY PROBATION	1	253	0	0	0	0	29	0	10	293
TOTAL CITY & TOWN:	1	753	13	0	0	27	29	0	10	833
COUNTY TOTAL:	11	1,112	16	1	25	27	29	0	10	1,231
MARION										
PROBATION	75	3,818	365	14	271	0	0	0	0	4,543
TOTAL COURTS OF RECORD:	75	3,818	365	14	271	0	0	0	0	4,543
COUNTY TOTAL:	75	3,818	365	14	271	0	0	0	0	4,543
MARSHALL										
PROBATION	1	390	8	2	3	0	43	0	0	447
TOTAL COURTS OF RECORD:	1	390	8	2	3	0	43	0	0	447
COUNTY TOTAL:	1	390	8	2	3	0	43	0	0	447
MARTIN										
PROBATION	0	72	0	0	7	0	0	0	0	79
TOTAL COURTS OF RECORD:	0	72	0	0	7	0	0	0	0	79
COUNTY TOTAL:	0	72	0	0	7	0	0	0	0	79
MIAMI										
PROBATION	0	156	1	0	13	0	0	0	4	174
TOTAL COURTS OF RECORD:	0	156	1	0	13	0	0	0	4	174
COUNTY TOTAL:	0	156	1	0	13	0	0	0	4	174
MONROE										
PROBATION	210	735	5	2	71	0	0	13	10	1,046
TOTAL COURTS OF RECORD:	210	735	5	2	71	0	0	13	10	1,046
COUNTY TOTAL:	210	735	5	2	71	0	0	13	10	1,046
MONTGOMERY										
PROBATION	0	285	46	0	9	3	0	1	4	348
TOTAL COURTS OF RECORD:	0	285	46	0	9	3	0	1	4	348
COUNTY TOTAL:	0	285	46	0	9	3	0	1	4	348
MORGAN										
PROBATION	1	312	1	0	32	64	0	0	0	410
TOTAL COURTS OF RECORD:	1	312	1	0	32	64	0	0	0	410
COUNTY TOTAL:	1	312	1	0	32	64	0	0	0	410
NEWTON										
PROBATION	0	85	0	0	1	117	0	0	0	203
TOTAL COURTS OF RECORD:	0	85	0	0	1	117	0	0	0	203
COUNTY TOTAL:	0	85	0	0	1	117	0	0	0	203

**ADULT PROBATION
MISDEMEANOR SUPERVISIONS RECEIVED**

	PRE	POST	SPLIT	INTER- STATE	INTRA- STATE	IN LIEU OF PROSECUTION	JUDGMENT WITHHELD	DRUG COURT	OTHER	TOTAL
NOBLE										
PROBATION	0	184	64	1	21	12	2	0	36	320
TOTAL COURTS OF RECORD:	0	184	64	1	21	12	2	0	36	320
COUNTY TOTAL:	0	184	64	1	21	12	2	0	36	320
OHIO										
PROBATION	0	51	20	0	0	0	0	0	0	71
TOTAL COURTS OF RECORD:	0	51	20	0	0	0	0	0	0	71
COUNTY TOTAL:	0	51	20	0	0	0	0	0	0	71
ORANGE										
PROBATION	2	11	0	0	20	0	0	0	0	33
TOTAL COURTS OF RECORD:	2	11	0	0	20	0	0	0	0	33
COUNTY TOTAL:	2	11	0	0	20	0	0	0	0	33
OWEN										
PROBATION	16	205	25	1	22	0	0	0	0	269
TOTAL COURTS OF RECORD:	16	205	25	1	22	0	0	0	0	269
COUNTY TOTAL:	16	205	25	1	22	0	0	0	0	269
PARKE										
PROBATION	0	135	11	0	6	0	67	0	29	248
TOTAL COURTS OF RECORD:	0	135	11	0	6	0	67	0	29	248
COUNTY TOTAL:	0	135	11	0	6	0	67	0	29	248
PERRY										
PROBATION	0	30	0	0	2	0	0	0	0	32
TOTAL COURTS OF RECORD:	0	30	0	0	2	0	0	0	0	32
COUNTY TOTAL:	0	30	0	0	2	0	0	0	0	32
PIKE										
PROBATION	0	99	0	0	8	0	16	0	1	124
TOTAL COURTS OF RECORD:	0	99	0	0	8	0	16	0	1	124
COUNTY TOTAL:	0	99	0	0	8	0	16	0	1	124
PORTER										
ADULT PROBATION	68	1,430	7	5	18	0	0	0	0	1,528
TOTAL COURTS OF RECORD:	68	1,430	7	5	18	0	0	0	0	1,528
COUNTY TOTAL:	68	1,430	7	5	18	0	0	0	0	1,528
POSEY										
PROBATION	0	163	6	1	7	0	43	0	1	221
TOTAL COURTS OF RECORD:	0	163	6	1	7	0	43	0	1	221
COUNTY TOTAL:	0	163	6	1	7	0	43	0	1	221
PULASKI										
PROBATION	0	51	76	0	1	0	0	0	0	128
TOTAL COURTS OF RECORD:	0	51	76	0	1	0	0	0	0	128
COUNTY TOTAL:	0	51	76	0	1	0	0	0	0	128

ADULT PROBATION
MISDEMEANOR SUPERVISIONS RECEIVED

	PRE	POST	SPLIT	INTER-STATE	INTRA-STATE	IN LIEU OF PROSECUTION	JUDGMENT WITHHELD	DRUG COURT	OTHER	TOTAL
PUTNAM										
ADULT PROBATION	0	211	45	1	13	59	0	0	21	350
TOTAL COURTS OF RECORD:	0	211	45	1	13	59	0	0	21	350
COUNTY TOTAL:	0	211	45	1	13	59	0	0	21	350
RANDOLPH										
PROBATION	0	58	4	0	1	12	0	0	0	75
TOTAL COURTS OF RECORD:	0	58	4	0	1	12	0	0	0	75
COUNTY TOTAL:	0	58	4	0	1	12	0	0	0	75
RIPLEY										
PROBATION	0	158	31	2	22	0	0	0	0	213
TOTAL COURTS OF RECORD:	0	158	31	2	22	0	0	0	0	213
COUNTY TOTAL:	0	158	31	2	22	0	0	0	0	213
RUSH										
PROBATION	0	2	33	0	0	0	0	0	0	35
PROBATION	0	10	19	0	1	0	0	0	0	30
TOTAL COURTS OF RECORD:	0	12	52	0	1	0	0	0	0	65
COUNTY TOTAL:	0	12	52	0	1	0	0	0	0	65
ST. JOSEPH										
ADULT PROBATION	3	1,148	6	4	10	32	0	0	0	1,203
TOTAL COURTS OF RECORD:	3	1,148	6	4	10	32	0	0	0	1,203
COUNTY TOTAL:	3	1,148	6	4	10	32	0	0	0	1,203
SCOTT										
PROBATION	10	187	58	1	15	0	0	0	0	271
TOTAL COURTS OF RECORD:	10	187	58	1	15	0	0	0	0	271
COUNTY TOTAL:	10	187	58	1	15	0	0	0	0	271
SHELBY										
PROBATION	0	282	20	6	16	0	0	0	0	324
TOTAL COURTS OF RECORD:	0	282	20	6	16	0	0	0	0	324
COUNTY TOTAL:	0	282	20	6	16	0	0	0	0	324
SPENCER										
PROBATION	0	142	0	0	11	0	0	0	0	153
TOTAL COURTS OF RECORD:	0	142	0	0	11	0	0	0	0	153
COUNTY TOTAL:	0	142	0	0	11	0	0	0	0	153
STARKE										
PROBATION	0	4	2	1	1	0	0	0	0	8
TOTAL COURTS OF RECORD:	0	4	2	1	1	0	0	0	0	8
COUNTY TOTAL:	0	4	2	1	1	0	0	0	0	8
STEUBEN										
PROBATION	0	150	60	0	2	0	0	0	0	212
TOTAL COURTS OF RECORD:	0	150	60	0	2	0	0	0	0	212
COUNTY TOTAL:	0	150	60	0	2	0	0	0	0	212

**ADULT PROBATION
MISDEMEANOR SUPERVISIONS RECEIVED**

	PRE	POST	SPLIT	INTER- STATE	INTRA- STATE	IN LIEU OF PROSECUTION	JUDGMENT WITHHELD	DRUG COURT	OTHER	TOTAL
SULLIVAN										
PROBATION	0	176	62	1	10	0	0	0	0	249
TOTAL COURTS OF RECORD:	0	176	62	1	10	0	0	0	0	249
COUNTY TOTAL:	0	176	62	1	10	0	0	0	0	249
SWITZERLAND										
PROBATION	0	86	0	1	4	0	0	0	0	91
TOTAL COURTS OF RECORD:	0	86	0	1	4	0	0	0	0	91
COUNTY TOTAL:	0	86	0	1	4	0	0	0	0	91
TIPPECANOE										
PROBATION	0	56	113	4	38	0	0	0	0	211
TOTAL COURTS OF RECORD:	0	56	113	4	38	0	0	0	0	211
COUNTY TOTAL:	0	56	113	4	38	0	0	0	0	211
TIPTON										
PROBATION	0	67	57	0	6	0	0	0	0	130
TOTAL COURTS OF RECORD:	0	67	57	0	6	0	0	0	0	130
COUNTY TOTAL:	0	67	57	0	6	0	0	0	0	130
UNION										
PROBATION	0	20	2	0	0	0	0	0	0	22
TOTAL COURTS OF RECORD:	0	20	2	0	0	0	0	0	0	22
COUNTY TOTAL:	0	20	2	0	0	0	0	0	0	22
VANDERBURGH										
PROBATION	6	383	6	4	38	0	3	0	60	500
TOTAL COURTS OF RECORD:	6	383	6	4	38	0	3	0	60	500
COUNTY TOTAL:	6	383	6	4	38	0	3	0	60	500
VERMILLION										
PROBATION	0	121	8	0	0	0	0	0	0	129
TOTAL COURTS OF RECORD:	0	121	8	0	0	0	0	0	0	129
COUNTY TOTAL:	0	121	8	0	0	0	0	0	0	129
VIGO										
ADULT PROBATION	88	294	1	7	25	0	0	1	2	418
TOTAL COURTS OF RECORD:	88	294	1	7	25	0	0	1	2	418
COUNTY TOTAL:	88	294	1	7	25	0	0	1	2	418
WABASH										
PROBATION	4	296	4	0	14	19	49	0	4	390
TOTAL COURTS OF RECORD:	4	296	4	0	14	19	49	0	4	390
COUNTY TOTAL:	4	296	4	0	14	19	49	0	4	390
WARREN										
PROBATION	0	45	0	0	2	18	1	0	0	66
TOTAL COURTS OF RECORD:	0	45	0	0	2	18	1	0	0	66
COUNTY TOTAL:	0	45	0	0	2	18	1	0	0	66

**ADULT PROBATION
MISDEMEANOR SUPERVISIONS RECEIVED**

	PRE	POST	SPLIT	INTER- STATE	INTRA- STATE	IN LIEU OF PROSECUTION	JUDGMENT WITHHELD	DRUG COURT	OTHER	TOTAL
WARRICK										
PROBATION	0	314	49	1	9	20	26	0	0	419
TOTAL COURTS OF RECORD:	0	314	49	1	9	20	26	0	0	419
COUNTY TOTAL:	0	314	49	1	9	20	26	0	0	419
WASHINGTON										
PROBATION	0	106	9	0	11	0	0	0	0	126
TOTAL COURTS OF RECORD:	0	106	9	0	11	0	0	0	0	126
COUNTY TOTAL:	0	106	9	0	11	0	0	0	0	126
WAYNE										
PROBATION	9	156	68	0	10	7	0	0	36	286
TOTAL COURTS OF RECORD:	9	156	68	0	10	7	0	0	36	286
COUNTY TOTAL:	9	156	68	0	10	7	0	0	36	286
WELLS										
PROBATION	0	199	35	0	5	1	0	0	0	240
TOTAL COURTS OF RECORD:	0	199	35	0	5	1	0	0	0	240
COUNTY TOTAL:	0	199	35	0	5	1	0	0	0	240
WHITE										
PROBATION	0	310	32	0	5	0	0	0	0	347
TOTAL COURTS OF RECORD:	0	310	32	0	5	0	0	0	0	347
COUNTY TOTAL:	0	310	32	0	5	0	0	0	0	347
WHITLEY										
PROBATION	0	6	46	0	0	0	0	0	0	52
TOTAL COURTS OF RECORD:	0	6	46	0	0	0	0	0	0	52
COUNTY TOTAL:	0	6	46	0	0	0	0	0	0	52
STATE TOTALS										
GRAND TOTAL CIRCUIT, SUPERIOR & PROBATE:	885	29,657	3,848	150	1,518	565	383	39	491	37,536
GRAND TOTAL CITY & TOWN:	163	5,027	25	20	76	1,089	134	11	82	6,627
GRAND TOTAL:	1,048	34,684	3,873	170	1,594	1,654	517	50	573	44,163

ADULT PROBATION
MISDEMEANOR SUPERVISIONS REOPENED

	PRE	POST	SPLIT	INTER-STATE	INTRA-STATE	IN LIEU OF PROSECUTION	WITHHELD	DRUG COURT	OTHER	TOTAL
ADAMS										
PROBATION	0	0	0	0	0	0	0	0	0	0
TOTAL COURTS OF RECORD:	0	0	0	0	0	0	0	0	0	0
COUNTY TOTAL:	0	0	0	0	0	0	0	0	0	0
ALLEN										
ADULT PROBATION	0	0	0	0	1	0	0	0	0	1
TOTAL COURTS OF RECORD:	0	0	0	0	1	0	0	0	0	1
COUNTY TOTAL:	0	0	0	0	1	0	0	0	0	1
BARTHOLOMEW										
PROBATION	0	0	0	0	0	0	0	0	0	0
TOTAL COURTS OF RECORD:	0	0	0	0	0	0	0	0	0	0
COUNTY TOTAL:	0	0	0	0	0	0	0	0	0	0
BENTON										
PROBATION	0	1	1	0	0	0	0	0	0	2
TOTAL COURTS OF RECORD:	0	1	1	0	0	0	0	0	0	2
COUNTY TOTAL:	0	1	1	0	0	0	0	0	0	2
BLACKFORD										
PROBATION	0	0	0	0	0	0	0	0	0	0
TOTAL COURTS OF RECORD:	0	0	0	0	0	0	0	0	0	0
COUNTY TOTAL:	0	0	0	0	0	0	0	0	0	0
BOONE										
PROBATION	0	0	0	0	0	0	0	0	0	0
TOTAL COURTS OF RECORD:	0	0	0	0	0	0	0	0	0	0
COUNTY TOTAL:	0	0	0	0	0	0	0	0	0	0
BROWN										
PROBATION	0	1	0	0	1	0	0	0	18	20
TOTAL COURTS OF RECORD:	0	1	0	0	1	0	0	0	18	20
COUNTY TOTAL:	0	1	0	0	1	0	0	0	18	20
CARROLL										
PROBATION	0	2	2	0	0	0	0	0	0	4
TOTAL COURTS OF RECORD:	0	2	2	0	0	0	0	0	0	4
COUNTY TOTAL:	0	2	2	0	0	0	0	0	0	4
CASS										
ADULT PROBATION	0	0	0	0	0	0	0	0	0	0
TOTAL COURTS OF RECORD:	0	0	0	0	0	0	0	0	0	0
COUNTY TOTAL:	0	0	0	0	0	0	0	0	0	0
CLARK										
PROBATION	1	138	2	1	0	0	0	0	0	142
TOTAL COURTS OF RECORD:	1	138	2	1	0	0	0	0	0	142
CLARKSVILLE TOWN PROBATION	0	0	0	0	0	0	0	0	0	0
TOTAL CITY & TOWN:	0	0	0	0	0	0	0	0	0	0
COUNTY TOTAL:	1	138	2	1	0	0	0	0	0	142

ADULT PROBATION
MISDEMEANOR SUPERVISIONS REOPENED

	PRE	POST	SPLIT	INTER-STATE	INTRA-STATE	IN LIEU OF PROSECUTION	WITHHELD	DRUG COURT	OTHER	TOTAL
CLAY										
PROBATION	0	0	0	0	0	0	0	0	0	0
TOTAL COURTS OF RECORD:	0	0	0	0	0	0	0	0	0	0
COUNTY TOTAL:	0	0	0	0	0	0	0	0	0	0
CLINTON										
PROBATION	0	10	99	0	0	0	0	0	0	109
TOTAL COURTS OF RECORD:	0	10	99	0	0	0	0	0	0	109
COUNTY TOTAL:	0	10	99	0	0	0	0	0	0	109
CRAWFORD										
PROBATION	0	0	0	0	0	0	0	0	0	0
TOTAL COURTS OF RECORD:	0	0	0	0	0	0	0	0	0	0
COUNTY TOTAL:	0	0	0	0	0	0	0	0	0	0
DAVIESS										
PROBATION	0	1	0	0	0	0	0	0	0	1
TOTAL COURTS OF RECORD:	0	1	0	0	0	0	0	0	0	1
COUNTY TOTAL:	0	1	0	0	0	0	0	0	0	1
DEARBORN										
PROBATION	0	19	11	0	0	0	0	1	72	103
TOTAL COURTS OF RECORD:	0	19	11	0	0	0	0	1	72	103
COUNTY TOTAL:	0	19	11	0	0	0	0	1	72	103
DECATUR										
ADULT PROBATION	0	0	0	0	0	0	0	0	0	0
TOTAL COURTS OF RECORD:	0	0	0	0	0	0	0	0	0	0
COUNTY TOTAL:	0	0	0	0	0	0	0	0	0	0
DEKALB										
PROBATION	0	3	0	0	0	1	0	0	0	4
TOTAL COURTS OF RECORD:	0	3	0	0	0	1	0	0	0	4
COUNTY TOTAL:	0	3	0	0	0	1	0	0	0	4
DELAWARE										
ADULT PROBATION	0	110	0	0	0	0	0	0	0	110
TOTAL COURTS OF RECORD:	0	110	0	0	0	0	0	0	0	110
MUNCIE CITY PROBATION	0	0	0	0	0	0	0	0	0	0
TOTAL CITY & TOWN:	0	0	0	0	0	0	0	0	0	0
COUNTY TOTAL:	0	110	0	0	0	0	0	0	0	110
DUBOIS										
PROBATION	0	0	0	0	0	0	0	0	0	0
TOTAL COURTS OF RECORD:	0	0	0	0	0	0	0	0	0	0
COUNTY TOTAL:	0	0	0	0	0	0	0	0	0	0

ADULT PROBATION
MISDEMEANOR SUPERVISIONS REOPENED

	PRE	POST	SPLIT	INTER-STATE	INTRA-STATE	IN LIEU OF PROSECUTION	WITHHELD	DRUG COURT	OTHER	TOTAL
ELKHART										
PROBATION	0	37	5	0	0	0	0	0	0	42
TOTAL COURTS OF RECORD:	0	37	5	0	0	0	0	0	0	42
ELKHART CITY PROBATION	0	0	0	0	0	0	0	0	0	0
GOSHEN CITY PROBATION	0	0	0	0	0	0	0	0	0	0
TOTAL CITY & TOWN:	0	0	0	0	0	0	0	0	0	0
COUNTY TOTAL:	0	37	5	0	0	0	0	0	0	42
FAYETTE										
PROBATION	0	3	0	0	0	0	0	0	0	3
TOTAL COURTS OF RECORD:	0	3	0	0	0	0	0	0	0	3
COUNTY TOTAL:	0	3	0	0	0	0	0	0	0	3
FLOYD										
PROBATION	0	88	34	0	2	0	1	0	0	125
TOTAL COURTS OF RECORD:	0	88	34	0	2	0	1	0	0	125
COUNTY TOTAL:	0	88	34	0	2	0	1	0	0	125
FOUNTAIN										
PROBATION	0	0	0	0	0	0	0	0	0	0
TOTAL COURTS OF RECORD:	0	0	0	0	0	0	0	0	0	0
ATTICA CITY PROBATION	0	0	0	0	0	0	0	0	0	0
TOTAL CITY & TOWN:	0	0	0	0	0	0	0	0	0	0
COUNTY TOTAL:	0	0	0	0	0	0	0	0	0	0
FRANKLIN										
PROBATION	0	0	0	0	0	0	0	0	0	0
TOTAL COURTS OF RECORD:	0	0	0	0	0	0	0	0	0	0
COUNTY TOTAL:	0	0	0	0	0	0	0	0	0	0
FULTON										
PROBATION	0	0	0	0	0	0	0	0	0	0
TOTAL COURTS OF RECORD:	0	0	0	0	0	0	0	0	0	0
COUNTY TOTAL:	0	0	0	0	0	0	0	0	0	0
GIBSON										
PROBATION	0	2	0	0	0	0	0	0	0	2
TOTAL COURTS OF RECORD:	0	2	0	0	0	0	0	0	0	2
COUNTY TOTAL:	0	2	0	0	0	0	0	0	0	2
GRANT										
PROBATION	0	0	0	0	0	0	0	0	0	0
TOTAL COURTS OF RECORD:	0	0	0	0	0	0	0	0	0	0
GAS CITY PROBATION	0	2	0	0	0	0	0	0	0	2
MARION CITY PROBATION	0	0	0	0	0	0	0	0	0	0
TOTAL CITY & TOWN:	0	2	0	0	0	0	0	0	0	2
COUNTY TOTAL:	0	2	0	0	0	0	0	0	0	2
GREENE										
PROBATION	0	0	0	0	1	0	0	0	0	1
TOTAL COURTS OF RECORD:	0	0	0	0	1	0	0	0	0	1
COUNTY TOTAL:	0	0	0	0	1	0	0	0	0	1

ADULT PROBATION
MISDEMEANOR SUPERVISIONS REOPENED

	PRE	POST	SPLIT	INTER-STATE	INTRA-STATE	IN LIEU OF PROSECUTION	WITHHELD	DRUG COURT	OTHER	TOTAL
HAMILTON										
PROBATION	0	21	5	0	1	0	0	0	0	27
TOTAL COURTS OF RECORD:	0	21	5	0	1	0	0	0	0	27
COUNTY TOTAL:	0	21	5	0	1	0	0	0	0	27
HANCOCK										
PROBATION	0	1	0	0	0	0	0	0	0	1
TOTAL COURTS OF RECORD:	0	1	0	0	0	0	0	0	0	1
COUNTY TOTAL:	0	1	0	0	0	0	0	0	0	1
HARRISON										
ADULT PROBATION	0	2	0	0	0	0	0	0	0	2
TOTAL COURTS OF RECORD:	0	2	0	0	0	0	0	0	0	2
COUNTY TOTAL:	0	2	0	0	0	0	0	0	0	2
HENDRICKS										
PROBATION	0	10	0	0	0	0	0	0	0	10
TOTAL COURTS OF RECORD:	0	10	0	0	0	0	0	0	0	10
PLAINFIELD TOWN PROBATION	0	1	0	0	0	0	0	0	0	1
TOTAL CITY & TOWN:	0	1	0	0	0	0	0	0	0	1
COUNTY TOTAL:	0	11	0	0	0	0	0	0	0	11
HENRY										
PROBATION	0	10	1	0	2	1	0	0	0	14
TOTAL COURTS OF RECORD:	0	10	1	0	2	1	0	0	0	14
COUNTY TOTAL:	0	10	1	0	2	1	0	0	0	14
HOWARD										
PROBATION	0	0	0	0	0	0	0	0	0	0
TOTAL COURTS OF RECORD:	0	0	0	0	0	0	0	0	0	0
COUNTY TOTAL:	0	0	0	0	0	0	0	0	0	0
HUNTINGTON										
PROBATION	0	0	1	0	0	0	0	1	0	2
TOTAL COURTS OF RECORD:	0	0	1	0	0	0	0	1	0	2
COUNTY TOTAL:	0	0	1	0	0	0	0	1	0	2
JACKSON										
PROBATION	0	2	1	0	0	0	0	0	0	3
TOTAL COURTS OF RECORD:	0	2	1	0	0	0	0	0	0	3
COUNTY TOTAL:	0	2	1	0	0	0	0	0	0	3
JASPER										
PROBATION	0	9	0	0	0	0	0	0	0	9
TOTAL COURTS OF RECORD:	0	9	0	0	0	0	0	0	0	9
COUNTY TOTAL:	0	9	0	0	0	0	0	0	0	9
JAY										
PROBATION	0	0	0	0	0	0	0	0	0	0
TOTAL COURTS OF RECORD:	0	0	0	0	0	0	0	0	0	0
COUNTY TOTAL:	0	0	0	0	0	0	0	0	0	0

**ADULT PROBATION
MISDEMEANOR SUPERVISIONS REOPENED**

	PRE	POST	SPLIT	INTER-STATE	INTRA-STATE	IN LIEU OF PROSECUTION	WITHHELD	DRUG COURT	OTHER	TOTAL
JEFFERSON										
PROBATION	0	0	1	0	0	0	0	0	0	1
TOTAL COURTS OF RECORD:	0	0	1	0	0	0	0	0	0	1
COUNTY TOTAL:	0	0	1	0	0	0	0	0	0	1
JENNINGS										
PROBATION	0	0	0	0	0	0	0	0	0	0
TOTAL COURTS OF RECORD:	0	0	0	0	0	0	0	0	0	0
COUNTY TOTAL:	0	0	0	0	0	0	0	0	0	0
JOHNSON										
PROBATION	0	7	2	0	0	0	0	0	0	9
TOTAL COURTS OF RECORD:	0	7	2	0	0	0	0	0	0	9
GREENWOOD CITY PROBATION	0	0	0	0	0	0	0	0	0	0
TOTAL CITY & TOWN:	0	0	0	0	0	0	0	0	0	0
COUNTY TOTAL:	0	7	2	0	0	0	0	0	0	9
KNOX										
PROBATION	0	0	0	0	0	0	0	0	0	0
TOTAL COURTS OF RECORD:	0	0	0	0	0	0	0	0	0	0
COUNTY TOTAL:	0	0	0	0	0	0	0	0	0	0
KOSCIUSKO										
PROBATION	0	0	0	0	0	0	0	0	0	0
TOTAL COURTS OF RECORD:	0	0	0	0	0	0	0	0	0	0
COUNTY TOTAL:	0	0	0	0	0	0	0	0	0	0
LAGRANGE										
PROBATION	0	0	0	0	0	0	0	0	0	0
TOTAL COURTS OF RECORD:	0	0	0	0	0	0	0	0	0	0
COUNTY TOTAL:	0	0	0	0	0	0	0	0	0	0
LAKE										
ADULT PROBATION	0	393	35	0	0	0	0	0	0	428
TOTAL COURTS OF RECORD:	0	393	35	0	0	0	0	0	0	428
CROWN PT. CITY PROBATION	0	0	0	0	0	0	0	0	0	0
E. CHICAGO CITY PROBATION	0	49	0	0	1	91	0	0	0	141
GARY CITY PROBATION	0	0	0	0	0	0	0	0	0	0
HAMMOND CITY PROBATION	0	122	0	0	0	10	29	0	0	161
HOBART CITY PROBATION	0	0	0	0	0	0	0	0	0	0
LOWELL TOWN PROBATION	0	0	0	0	0	0	0	0	0	0
MERRILLVILLE TOWN PROBATION	0	145	0	0	0	0	0	0	0	145
SCHERERVILLE TOWN PROBATION	0	0	0	0	0	0	0	0	0	0
WHITING CITY PROBATION	0	0	0	0	0	0	0	0	0	0
TOTAL CITY & TOWN:	0	316	0	0	1	101	29	0	0	447
COUNTY TOTAL:	0	709	35	0	1	101	29	0	0	875
LAPORTE										
ADULT PROBATION	3	41	2	0	1	0	0	0	0	47
TOTAL COURTS OF RECORD:	3	41	2	0	1	0	0	0	0	47
COUNTY TOTAL:	3	41	2	0	1	0	0	0	0	47

**ADULT PROBATION
MISDEMEANOR SUPERVISIONS REOPENED**

	PRE	POST	SPLIT	INTER-STATE	INTRA-STATE	IN LIEU OF PROSECUTION	WITHHELD	DRUG COURT	OTHER	TOTAL
LAWRENCE										
PROBATION	0	12	0	0	0	0	0	0	0	12
TOTAL COURTS OF RECORD:	0	12	0	0	0	0	0	0	0	12
COUNTY TOTAL:	0	12	0	0	0	0	0	0	0	12
MADISON										
ADULT PROBATION	0	0	0	0	0	0	0	0	8	8
TOTAL COURTS OF RECORD:	0	0	0	0	0	0	0	0	8	8
ANDERSON CITY PROBATION	0	204	0	0	0	1	0	0	0	205
ELWOOD CITY PROBATION	0	0	1	0	0	0	0	0	35	36
TOTAL CITY & TOWN:	0	204	1	0	0	1	0	0	35	241
COUNTY TOTAL:	0	204	1	0	0	1	0	0	43	249
MARION										
PROBATION	0	0	0	0	0	0	0	0	0	0
TOTAL COURTS OF RECORD:	0	0	0	0	0	0	0	0	0	0
COUNTY TOTAL:	0	0	0	0	0	0	0	0	0	0
MARSHALL										
PROBATION	0	22	4	0	0	0	9	0	0	35
TOTAL COURTS OF RECORD:	0	22	4	0	0	0	9	0	0	35
COUNTY TOTAL:	0	22	4	0	0	0	9	0	0	35
MARTIN										
PROBATION	0	0	0	0	0	0	0	0	0	0
TOTAL COURTS OF RECORD:	0	0	0	0	0	0	0	0	0	0
COUNTY TOTAL:	0	0	0	0	0	0	0	0	0	0
MIAMI										
PROBATION	0	0	0	0	0	0	0	0	1	1
TOTAL COURTS OF RECORD:	0	0	0	0	0	0	0	0	1	1
COUNTY TOTAL:	0	0	0	0	0	0	0	0	1	1
MONROE										
PROBATION	34	1	0	0	1	0	0	0	3	39
TOTAL COURTS OF RECORD:	34	1	0	0	1	0	0	0	3	39
COUNTY TOTAL:	34	1	0	0	1	0	0	0	3	39
MONTGOMERY										
PROBATION	0	2	0	0	0	0	0	0	0	2
TOTAL COURTS OF RECORD:	0	2	0	0	0	0	0	0	0	2
COUNTY TOTAL:	0	2	0	0	0	0	0	0	0	2
MORGAN										
PROBATION	0	17	0	0	0	1	0	0	0	18
TOTAL COURTS OF RECORD:	0	17	0	0	0	1	0	0	0	18
COUNTY TOTAL:	0	17	0	0	0	1	0	0	0	18
NEWTON										
PROBATION	0	0	0	0	0	0	0	0	0	0
TOTAL COURTS OF RECORD:	0	0	0	0	0	0	0	0	0	0
COUNTY TOTAL:	0	0	0	0	0	0	0	0	0	0

ADULT PROBATION
MISDEMEANOR SUPERVISIONS REOPENED

	PRE	POST	SPLIT	INTER-STATE	INTRA-STATE	IN LIEU OF PROSECUTION	WITHHELD	DRUG COURT	OTHER	TOTAL
NOBLE										
PROBATION	0	0	1	0	1	0	0	0	0	2
TOTAL COURTS OF RECORD:	0	0	1	0	1	0	0	0	0	2
COUNTY TOTAL:	0	0	1	0	1	0	0	0	0	2
OHIO										
PROBATION	0	0	0	0	0	0	0	0	0	0
TOTAL COURTS OF RECORD:	0	0	0	0	0	0	0	0	0	0
COUNTY TOTAL:	0	0	0	0	0	0	0	0	0	0
ORANGE										
PROBATION	0	0	0	0	0	0	0	0	0	0
TOTAL COURTS OF RECORD:	0	0	0	0	0	0	0	0	0	0
COUNTY TOTAL:	0	0	0	0	0	0	0	0	0	0
OWEN										
PROBATION	0	0	4	0	1	0	0	0	0	5
TOTAL COURTS OF RECORD:	0	0	4	0	1	0	0	0	0	5
COUNTY TOTAL:	0	0	4	0	1	0	0	0	0	5
PARKE										
PROBATION	1	14	2	0	0	0	9	0	3	29
TOTAL COURTS OF RECORD:	1	14	2	0	0	0	9	0	3	29
COUNTY TOTAL:	1	14	2	0	0	0	9	0	3	29
PERRY										
PROBATION	0	0	0	0	0	0	0	0	0	0
TOTAL COURTS OF RECORD:	0	0	0	0	0	0	0	0	0	0
COUNTY TOTAL:	0	0	0	0	0	0	0	0	0	0
PIKE										
PROBATION	0	0	0	0	0	0	0	0	0	0
TOTAL COURTS OF RECORD:	0	0	0	0	0	0	0	0	0	0
COUNTY TOTAL:	0	0	0	0	0	0	0	0	0	0
PORTER										
ADULT PROBATION	1	8	0	0	0	0	0	0	0	9
TOTAL COURTS OF RECORD:	1	8	0	0	0	0	0	0	0	9
COUNTY TOTAL:	1	8	0	0	0	0	0	0	0	9
POSEY										
PROBATION	1	2	6	0	5	0	0	0	2	16
TOTAL COURTS OF RECORD:	1	2	6	0	5	0	0	0	2	16
COUNTY TOTAL:	1	2	6	0	5	0	0	0	2	16
PULASKI										
PROBATION	0	0	0	0	0	0	0	0	0	0
TOTAL COURTS OF RECORD:	0	0	0	0	0	0	0	0	0	0
COUNTY TOTAL:	0	0	0	0	0	0	0	0	0	0

ADULT PROBATION
MISDEMEANOR SUPERVISIONS REOPENED

	PRE	POST	SPLIT	INTER-STATE	INTRA-STATE	IN LIEU OF PROSECUTION	WITHHELD	DRUG COURT	OTHER	TOTAL
PUTNAM										
ADULT PROBATION	0	0	0	0	0	0	0	0	1	1
TOTAL COURTS OF RECORD:	0	0	0	0	0	0	0	0	1	1
COUNTY TOTAL:	0	0	0	0	0	0	0	0	1	1
RANDOLPH										
PROBATION	0	0	0	0	0	0	0	0	0	0
TOTAL COURTS OF RECORD:	0	0	0	0	0	0	0	0	0	0
COUNTY TOTAL:	0	0	0	0	0	0	0	0	0	0
RIPLEY										
PROBATION	0	40	11	1	0	0	0	0	0	52
TOTAL COURTS OF RECORD:	0	40	11	1	0	0	0	0	0	52
COUNTY TOTAL:	0	40	11	1	0	0	0	0	0	52
RUSH										
PROBATION	0	0	0	0	0	0	0	0	0	0
PROBATION	0	0	0	0	0	0	0	0	0	0
TOTAL COURTS OF RECORD:	0	0	0	0	0	0	0	0	0	0
COUNTY TOTAL:	0	0	0	0	0	0	0	0	0	0
ST. JOSEPH										
ADULT PROBATION	0	4	0	0	0	0	0	0	0	4
TOTAL COURTS OF RECORD:	0	4	0	0	0	0	0	0	0	4
COUNTY TOTAL:	0	4	0	0	0	0	0	0	0	4
SCOTT										
PROBATION	0	0	0	0	0	0	0	0	0	0
TOTAL COURTS OF RECORD:	0	0	0	0	0	0	0	0	0	0
COUNTY TOTAL:	0	0	0	0	0	0	0	0	0	0
SHELBY										
PROBATION	0	5	2	0	0	0	0	0	0	7
TOTAL COURTS OF RECORD:	0	5	2	0	0	0	0	0	0	7
COUNTY TOTAL:	0	5	2	0	0	0	0	0	0	7
SPENCER										
PROBATION	0	0	0	0	0	0	0	0	0	0
TOTAL COURTS OF RECORD:	0	0	0	0	0	0	0	0	0	0
COUNTY TOTAL:	0	0	0	0	0	0	0	0	0	0
STARKE										
PROBATION	0	0	0	0	0	0	0	0	0	0
TOTAL COURTS OF RECORD:	0	0	0	0	0	0	0	0	0	0
COUNTY TOTAL:	0	0	0	0	0	0	0	0	0	0
STEUBEN										
PROBATION	0	18	6	0	0	0	1	0	0	25
TOTAL COURTS OF RECORD:	0	18	6	0	0	0	1	0	0	25
COUNTY TOTAL:	0	18	6	0	0	0	1	0	0	25

ADULT PROBATION
MISDEMEANOR SUPERVISIONS REOPENED

	PRE	POST	SPLIT	INTER- STATE	INTRA- STATE	IN LIEU OF PROSECUTION	WITHHELD	DRUG COURT	OTHER	TOTAL
SULLIVAN										
PROBATION	0	0	0	0	0	0	0	0	0	0
TOTAL COURTS OF RECORD:	0	0	0	0	0	0	0	0	0	0
COUNTY TOTAL:	0	0	0	0	0	0	0	0	0	0
SWITZERLAND										
PROBATION	0	0	0	0	0	0	0	0	0	0
TOTAL COURTS OF RECORD:	0	0	0	0	0	0	0	0	0	0
COUNTY TOTAL:	0	0	0	0	0	0	0	0	0	0
TIPPECANOE										
PROBATION	0	1	4	0	1	0	0	0	0	6
TOTAL COURTS OF RECORD:	0	1	4	0	1	0	0	0	0	6
COUNTY TOTAL:	0	1	4	0	1	0	0	0	0	6
TIPTON										
PROBATION	0	1	4	0	1	0	0	0	0	6
TOTAL COURTS OF RECORD:	0	1	4	0	1	0	0	0	0	6
COUNTY TOTAL:	0	1	4	0	1	0	0	0	0	6
UNION										
PROBATION	0	0	0	0	0	0	0	0	0	0
TOTAL COURTS OF RECORD:	0	0	0	0	0	0	0	0	0	0
COUNTY TOTAL:	0	0	0	0	0	0	0	0	0	0
VANDERBURGH										
PROBATION	1	31	1	0	1	0	1	0	0	35
TOTAL COURTS OF RECORD:	1	31	1	0	1	0	1	0	0	35
COUNTY TOTAL:	1	31	1	0	1	0	1	0	0	35
VERMILLION										
PROBATION	0	0	0	0	0	0	0	0	0	0
TOTAL COURTS OF RECORD:	0	0	0	0	0	0	0	0	0	0
COUNTY TOTAL:	0	0	0	0	0	0	0	0	0	0
VIGO										
ADULT PROBATION	0	2	0	0	0	0	0	0	0	2
TOTAL COURTS OF RECORD:	0	2	0	0	0	0	0	0	0	2
COUNTY TOTAL:	0	2	0	0	0	0	0	0	0	2
WABASH										
PROBATION	0	0	0	0	0	0	0	0	0	0
TOTAL COURTS OF RECORD:	0	0	0	0	0	0	0	0	0	0
COUNTY TOTAL:	0	0	0	0	0	0	0	0	0	0
WARREN										
PROBATION	0	0	0	0	0	0	0	0	0	0
TOTAL COURTS OF RECORD:	0	0	0	0	0	0	0	0	0	0
COUNTY TOTAL:	0	0	0	0	0	0	0	0	0	0

**ADULT PROBATION
MISDEMEANOR SUPERVISIONS REOPENED**

	PRE	POST	SPLIT	INTER- STATE	INTRA- STATE	IN LIEU OF PROSECUTION	WITHHELD	DRUG COURT	OTHER	TOTAL
WARRICK										
PROBATION	0	4	0	0	0	0	0	0	0	4
TOTAL COURTS OF RECORD:	0	4	0	0	0	0	0	0	0	4
COUNTY TOTAL:	0	4	0	0	0	0	0	0	0	4
WASHINGTON										
PROBATION	0	24	5	0	1	0	0	0	0	30
TOTAL COURTS OF RECORD:	0	24	5	0	1	0	0	0	0	30
COUNTY TOTAL:	0	24	5	0	1	0	0	0	0	30
WAYNE										
PROBATION	0	0	0	0	0	1	0	0	30	31
TOTAL COURTS OF RECORD:	0	0	0	0	0	1	0	0	30	31
COUNTY TOTAL:	0	0	0	0	0	1	0	0	30	31
WELLS										
PROBATION	0	10	7	0	0	0	0	0	0	17
TOTAL COURTS OF RECORD:	0	10	7	0	0	0	0	0	0	17
COUNTY TOTAL:	0	10	7	0	0	0	0	0	0	17
WHITE										
PROBATION	0	0	0	0	0	0	0	0	0	0
TOTAL COURTS OF RECORD:	0	0	0	0	0	0	0	0	0	0
COUNTY TOTAL:	0	0	0	0	0	0	0	0	0	0
WHITLEY										
PROBATION	0	0	0	0	3	0	0	0	0	3
TOTAL COURTS OF RECORD:	0	0	0	0	3	0	0	0	0	3
COUNTY TOTAL:	0	0	0	0	3	0	0	0	0	3
STATE TOTALS										
GRAND TOTAL CIRCUIT, SUPERIOR & PROBATE:	42	1,129	259	2	24	4	21	2	138	1,621
GRAND TOTAL CITY & TOWN:	0	523	1	0	1	102	29	0	35	691
GRAND TOTAL:	42	1,652	260	2	25	106	50	2	173	2,312

ADULT PROBATION
MISDEMEANOR SUPERVISIONS - TOTAL DISPOSITIONS

	PRE	POST	SPLIT	INTER-STATE	INTRA-STATE	IN LIEU OF PROSECUTION	WITHHELD	DRUG COURT	OTHER	TOTAL
ADAMS										
PROBATION	0	167	2	0	5	0	0	0	0	174
TOTAL COURTS OF RECORD:	0	167	2	0	5	0	0	0	0	174
COUNTY TOTAL:	0	167	2	0	5	0	0	0	0	174
ALLEN										
ADULT PROBATION	0	93	64	2	85	0	0	0	0	244
TOTAL COURTS OF RECORD:	0	93	64	2	85	0	0	0	0	244
COUNTY TOTAL:	0	93	64	2	85	0	0	0	0	244
BARTHOLOMEW										
PROBATION	6	846	16	0	22	0	0	0	0	890
TOTAL COURTS OF RECORD:	6	846	16	0	22	0	0	0	0	890
COUNTY TOTAL:	6	846	16	0	22	0	0	0	0	890
BENTON										
PROBATION	0	84	11	0	2	0	0	0	0	97
TOTAL COURTS OF RECORD:	0	84	11	0	2	0	0	0	0	97
COUNTY TOTAL:	0	84	11	0	2	0	0	0	0	97
BLACKFORD										
PROBATION	0	89	0	0	0	0	0	0	0	89
TOTAL COURTS OF RECORD:	0	89	0	0	0	0	0	0	0	89
COUNTY TOTAL:	0	89	0	0	0	0	0	0	0	89
BOONE										
PROBATION	0	389	6	6	49	51	0	0	0	501
TOTAL COURTS OF RECORD:	0	389	6	6	49	51	0	0	0	501
COUNTY TOTAL:	0	389	6	6	49	51	0	0	0	501
BROWN										
PROBATION	0	102	12	0	1	0	0	0	18	133
TOTAL COURTS OF RECORD:	0	102	12	0	1	0	0	0	18	133
COUNTY TOTAL:	0	102	12	0	1	0	0	0	18	133
CARROLL										
PROBATION	0	154	5	0	8	0	0	0	0	167
TOTAL COURTS OF RECORD:	0	154	5	0	8	0	0	0	0	167
COUNTY TOTAL:	0	154	5	0	8	0	0	0	0	167
CASS										
ADULT PROBATION	0	260	80	0	20	0	0	0	0	360
TOTAL COURTS OF RECORD:	0	260	80	0	20	0	0	0	0	360
COUNTY TOTAL:	0	260	80	0	20	0	0	0	0	360
CLARK										
PROBATION	12	1,323	27	3	25	0	2	0	11	1,403
TOTAL COURTS OF RECORD:	12	1,323	27	3	25	0	2	0	11	1,403
CLARKSVILLE TOWN PROBATION	0	601	0	0	0	0	0	0	0	601
TOTAL CITY & TOWN:	0	601	0	0	0	0	0	0	0	601
COUNTY TOTAL:	12	1,924	27	3	25	0	2	0	11	2,004

ADULT PROBATION
MISDEMEANOR SUPERVISIONS - TOTAL DISPOSITIONS

	PRE	POST	SPLIT	INTER- STATE	INTRA- STATE	IN LIEU OF PROSECUTION	WITHHELD	DRUG COURT	OTHER	TOTAL
CLAY										
PROBATION	0	320	0	1	11	0	0	0	0	332
TOTAL COURTS OF RECORD:	0	320	0	1	11	0	0	0	0	332
COUNTY TOTAL:	0	320	0	1	11	0	0	0	0	332
CLINTON										
PROBATION	1	188	285	1	10	2	6	0	0	493
TOTAL COURTS OF RECORD:	1	188	285	1	10	2	6	0	0	493
COUNTY TOTAL:	1	188	285	1	10	2	6	0	0	493
CRAWFORD										
PROBATION	0	14	199	0	0	0	0	0	0	213
TOTAL COURTS OF RECORD:	0	14	199	0	0	0	0	0	0	213
COUNTY TOTAL:	0	14	199	0	0	0	0	0	0	213
DAVIESS										
PROBATION	0	224	13	1	20	10	0	0	0	268
TOTAL COURTS OF RECORD:	0	224	13	1	20	10	0	0	0	268
COUNTY TOTAL:	0	224	13	1	20	10	0	0	0	268
DEARBORN										
PROBATION	14	147	371	4	6	0	0	0	79	621
TOTAL COURTS OF RECORD:	14	147	371	4	6	0	0	0	79	621
COUNTY TOTAL:	14	147	371	4	6	0	0	0	79	621
DECATUR										
ADULT PROBATION	0	108	97	1	10	0	0	0	0	216
TOTAL COURTS OF RECORD:	0	108	97	1	10	0	0	0	0	216
COUNTY TOTAL:	0	108	97	1	10	0	0	0	0	216
DEKALB										
PROBATION	1	268	4	0	5	39	1	0	0	318
TOTAL COURTS OF RECORD:	1	268	4	0	5	39	1	0	0	318
COUNTY TOTAL:	1	268	4	0	5	39	1	0	0	318
DELAWARE										
ADULT PROBATION	56	340	25	1	34	0	2	4	4	466
TOTAL COURTS OF RECORD:	56	340	25	1	34	0	2	4	4	466
MUNCIE CITY PROBATION	0	728	0	0	0	256	0	0	0	984
TOTAL CITY & TOWN:	0	728	0	0	0	256	0	0	0	984
COUNTY TOTAL:	56	1,068	25	1	34	256	2	4	4	1,450
DUBOIS										
PROBATION	1	326	40	0	10	0	14	1	0	392
TOTAL COURTS OF RECORD:	1	326	40	0	10	0	14	1	0	392
COUNTY TOTAL:	1	326	40	0	10	0	14	1	0	392

ADULT PROBATION
MISDEMEANOR SUPERVISIONS - TOTAL DISPOSITIONS

	PRE	POST	SPLIT	INTER-STATE	INTRA-STATE	IN LIEU OF PROSECUTION	WITHHELD	DRUG COURT	OTHER	TOTAL
ELKHART										
PROBATION	0	755	60	1	19	34	3	0	0	872
TOTAL COURTS OF RECORD:	0	755	60	1	19	34	3	0	0	872
ELKHART CITY PROBATION	0	655	0	0	0	0	0	0	0	655
GOSHEN CITY PROBATION	0	226	0	0	29	0	0	0	0	255
TOTAL CITY & TOWN:	0	881	0	0	29	0	0	0	0	910
COUNTY TOTAL:	0	1,636	60	1	48	34	3	0	0	1,782
FAYETTE										
PROBATION	1	159	86	3	9	0	0	0	0	258
TOTAL COURTS OF RECORD:	1	159	86	3	9	0	0	0	0	258
COUNTY TOTAL:	1	159	86	3	9	0	0	0	0	258
FLOYD										
PROBATION	0	601	128	0	43	0	19	0	0	791
TOTAL COURTS OF RECORD:	0	601	128	0	43	0	19	0	0	791
COUNTY TOTAL:	0	601	128	0	43	0	19	0	0	791
FOUNTAIN										
PROBATION	0	64	0	0	8	0	0	0	0	72
TOTAL COURTS OF RECORD:	0	64	0	0	8	0	0	0	0	72
ATTICA CITY PROBATION	0	13	0	0	0	0	0	0	0	13
TOTAL CITY & TOWN:	0	13	0	0	0	0	0	0	0	13
COUNTY TOTAL:	0	77	0	0	8	0	0	0	0	85
FRANKLIN										
PROBATION	0	131	103	0	6	0	0	0	0	240
TOTAL COURTS OF RECORD:	0	131	103	0	6	0	0	0	0	240
COUNTY TOTAL:	0	131	103	0	6	0	0	0	0	240
FULTON										
PROBATION	0	261	3	0	5	0	0	0	0	269
TOTAL COURTS OF RECORD:	0	261	3	0	5	0	0	0	0	269
COUNTY TOTAL:	0	261	3	0	5	0	0	0	0	269
GIBSON										
PROBATION	11	373	38	0	3	21	10	2	0	458
TOTAL COURTS OF RECORD:	11	373	38	0	3	21	10	2	0	458
COUNTY TOTAL:	11	373	38	0	3	21	10	2	0	458
GRANT										
PROBATION	0	170	35	2	14	0	0	3	0	224
TOTAL COURTS OF RECORD:	0	170	35	2	14	0	0	3	0	224
GAS CITY PROBATION	0	176	0	0	0	0	0	0	0	176
MARION CITY PROBATION	0	231	48	0	0	0	0	0	0	279
TOTAL CITY & TOWN:	0	407	48	0	0	0	0	0	0	455
COUNTY TOTAL:	0	577	83	2	14	0	0	3	0	679
GREENE										
PROBATION	0	40	118	0	32	0	2	0	0	192
TOTAL COURTS OF RECORD:	0	40	118	0	32	0	2	0	0	192
COUNTY TOTAL:	0	40	118	0	32	0	2	0	0	192

ADULT PROBATION
MISDEMEANOR SUPERVISIONS - TOTAL DISPOSITIONS

	PRE	POST	SPLIT	INTER-STATE	INTRA-STATE	IN LIEU OF PROSECUTION	WITHHELD	DRUG COURT	OTHER	TOTAL
HAMILTON										
PROBATION	17	1,455	248	4	59	0	55	3	0	1,841
TOTAL COURTS OF RECORD:	17	1,455	248	4	59	0	55	3	0	1,841
COUNTY TOTAL:	17	1,455	248	4	59	0	55	3	0	1,841
HANCOCK										
PROBATION	0	293	76	4	14	0	0	1	0	388
TOTAL COURTS OF RECORD:	0	293	76	4	14	0	0	1	0	388
COUNTY TOTAL:	0	293	76	4	14	0	0	1	0	388
HARRISON										
ADULT PROBATION	0	224	37	0	28	0	1	0	18	308
TOTAL COURTS OF RECORD:	0	224	37	0	28	0	1	0	18	308
COUNTY TOTAL:	0	224	37	0	28	0	1	0	18	308
HENDRICKS										
PROBATION	0	674	20	1	34	0	35	0	0	764
TOTAL COURTS OF RECORD:	0	674	20	1	34	0	35	0	0	764
PLAINFIELD TOWN PROBATION	0	105	2	0	0	0	7	0	0	114
TOTAL CITY & TOWN:	0	105	2	0	0	0	7	0	0	114
COUNTY TOTAL:	0	779	22	1	34	0	42	0	0	878
HENRY										
PROBATION	2	51	13	0	8	2	0	0	1	77
TOTAL COURTS OF RECORD:	2	51	13	0	8	2	0	0	1	77
COUNTY TOTAL:	2	51	13	0	8	2	0	0	1	77
HOWARD										
PROBATION	55	792	18	1	21	0	0	0	0	887
TOTAL COURTS OF RECORD:	55	792	18	1	21	0	0	0	0	887
COUNTY TOTAL:	55	792	18	1	21	0	0	0	0	887
HUNTINGTON										
PROBATION	1	71	114	0	5	2	0	11	2	206
TOTAL COURTS OF RECORD:	1	71	114	0	5	2	0	11	2	206
COUNTY TOTAL:	1	71	114	0	5	2	0	11	2	206
JACKSON										
PROBATION	0	284	194	0	0	0	0	0	0	478
TOTAL COURTS OF RECORD:	0	284	194	0	0	0	0	0	0	478
COUNTY TOTAL:	0	284	194	0	0	0	0	0	0	478
JASPER										
PROBATION	0	184	60	0	9	2	0	0	129	384
TOTAL COURTS OF RECORD:	0	184	60	0	9	2	0	0	129	384
COUNTY TOTAL:	0	184	60	0	9	2	0	0	129	384
JAY										
PROBATION	0	194	0	0	3	3	1	0	0	201
TOTAL COURTS OF RECORD:	0	194	0	0	3	3	1	0	0	201
COUNTY TOTAL:	0	194	0	0	3	3	1	0	0	201

**ADULT PROBATION
MISDEMEANOR SUPERVISIONS - TOTAL DISPOSITIONS**

	PRE	POST	SPLIT	INTER-STATE	INTRA-STATE	IN LIEU OF PROSECUTION	WITHHELD	DRUG COURT	OTHER	TOTAL
JEFFERSON										
PROBATION	0	108	22	4	12	0	0	0	0	146
TOTAL COURTS OF RECORD:	0	108	22	4	12	0	0	0	0	146
COUNTY TOTAL:	0	108	22	4	12	0	0	0	0	146
JENNINGS										
PROBATION	0	258	14	1	5	0	0	0	0	278
TOTAL COURTS OF RECORD:	0	258	14	1	5	0	0	0	0	278
COUNTY TOTAL:	0	258	14	1	5	0	0	0	0	278
JOHNSON										
PROBATION	0	381	26	3	22	0	0	0	0	432
TOTAL COURTS OF RECORD:	0	381	26	3	22	0	0	0	0	432
GREENWOOD CITY PROBATION	39	313	0	0	0	0	0	11	0	363
TOTAL CITY & TOWN:	39	313	0	0	0	0	0	11	0	363
COUNTY TOTAL:	39	694	26	3	22	0	0	11	0	795
KNOX										
PROBATION	0	486	0	0	9	0	0	0	1	496
TOTAL COURTS OF RECORD:	0	486	0	0	9	0	0	0	1	496
COUNTY TOTAL:	0	486	0	0	9	0	0	0	1	496
KOSCIUSKO										
PROBATION	0	220	36	1	7	0	0	0	0	264
TOTAL COURTS OF RECORD:	0	220	36	1	7	0	0	0	0	264
COUNTY TOTAL:	0	220	36	1	7	0	0	0	0	264
LAGRANGE										
PROBATION	0	179	80	1	2	0	2	0	0	264
TOTAL COURTS OF RECORD:	0	179	80	1	2	0	2	0	0	264
COUNTY TOTAL:	0	179	80	1	2	0	2	0	0	264
LAKE										
ADULT PROBATION	31	2,612	27	33	50	36	0	0	55	2,844
TOTAL COURTS OF RECORD:	31	2,612	27	33	50	36	0	0	55	2,844
CROWN PT. CITY PROBATION	0	94	0	0	0	0	0	0	0	94
E. CHICAGO CITY PROBATION	0	222	2	3	1	844	0	0	34	1,106
GARY CITY PROBATION	0	200	0	11	7	88	3	0	0	309
HAMMOND CITY PROBATION	34	507	0	5	2	131	132	0	0	811
HOBART CITY PROBATION	0	46	0	0	0	0	0	0	0	46
LOWELL TOWN PROBATION	0	67	0	0	0	0	0	0	0	67
MERRILLVILLE TOWN PROBATION	0	272	0	0	0	0	0	0	0	272
SCHERERVILLE TOWN PROBATION	0	168	0	0	0	0	0	0	0	168
WHITING CITY PROBATION	0	42	0	0	0	0	45	0	0	87
TOTAL CITY & TOWN:	34	1,618	2	19	10	1,063	180	0	34	2,960
COUNTY TOTAL:	65	4,230	29	52	60	1,099	180	0	89	5,804
LAPORTE										
ADULT PROBATION	101	857	88	2	14	4	0	0	0	1,066
TOTAL COURTS OF RECORD:	101	857	88	2	14	4	0	0	0	1,066
COUNTY TOTAL:	101	857	88	2	14	4	0	0	0	1,066

**ADULT PROBATION
MISDEMEANOR SUPERVISIONS - TOTAL DISPOSITIONS**

	PRE	POST	SPLIT	INTER- STATE	INTRA- STATE	IN LIEU OF PROSECUTION	WITHHELD	DRUG COURT	OTHER	TOTAL
LAWRENCE										
PROBATION	0	104	10	0	8	0	0	0	0	122
TOTAL COURTS OF RECORD:	0	104	10	0	8	0	0	0	0	122
COUNTY TOTAL:	0	104	10	0	8	0	0	0	0	122
MADISON										
ADULT PROBATION	7	406	5	12	23	0	0	0	3	456
TOTAL COURTS OF RECORD:	7	406	5	12	23	0	0	0	3	456
ANDERSON CITY PROBATION	0	872	6	0	0	41	3	0	0	922
ELWOOD CITY PROBATION	0	245	1	0	1	0	42	0	16	305
TOTAL CITY & TOWN:	0	1,117	7	0	1	41	45	0	16	1,227
COUNTY TOTAL:	7	1,523	12	12	24	41	45	0	19	1,683
MARION										
PROBATION	74	3,760	451	14	192	0	0	0	0	4,491
TOTAL COURTS OF RECORD:	74	3,760	451	14	192	0	0	0	0	4,491
COUNTY TOTAL:	74	3,760	451	14	192	0	0	0	0	4,491
MARSHALL										
PROBATION	0	371	7	1	5	0	50	0	0	434
TOTAL COURTS OF RECORD:	0	371	7	1	5	0	50	0	0	434
COUNTY TOTAL:	0	371	7	1	5	0	50	0	0	434
MARTIN										
PROBATION	0	71	1	0	7	0	0	0	0	79
TOTAL COURTS OF RECORD:	0	71	1	0	7	0	0	0	0	79
COUNTY TOTAL:	0	71	1	0	7	0	0	0	0	79
MIAMI										
PROBATION	0	163	2	1	14	0	0	0	4	184
TOTAL COURTS OF RECORD:	0	163	2	1	14	0	0	0	4	184
COUNTY TOTAL:	0	163	2	1	14	0	0	0	4	184
MONROE										
PROBATION	205	918	12	1	71	0	0	10	17	1,234
TOTAL COURTS OF RECORD:	205	918	12	1	71	0	0	10	17	1,234
COUNTY TOTAL:	205	918	12	1	71	0	0	10	17	1,234
MONTGOMERY										
PROBATION	1	268	131	3	18	6	0	1	2	430
TOTAL COURTS OF RECORD:	1	268	131	3	18	6	0	1	2	430
COUNTY TOTAL:	1	268	131	3	18	6	0	1	2	430
MORGAN										
PROBATION	3	411	1	0	35	57	0	0	0	507
TOTAL COURTS OF RECORD:	3	411	1	0	35	57	0	0	0	507
COUNTY TOTAL:	3	411	1	0	35	57	0	0	0	507
NEWTON										
PROBATION	0	96	0	0	0	76	0	0	0	172
TOTAL COURTS OF RECORD:	0	96	0	0	0	76	0	0	0	172
COUNTY TOTAL:	0	96	0	0	0	76	0	0	0	172

ADULT PROBATION
MISDEMEANOR SUPERVISIONS - TOTAL DISPOSITIONS

	PRE	POST	SPLIT	INTER- STATE	INTRA- STATE	IN LIEU OF PROSECUTION	WITHHELD	DRUG COURT	OTHER	TOTAL
NOBLE										
PROBATION	0	171	96	4	17	8	3	0	36	335
TOTAL COURTS OF RECORD:	0	171	96	4	17	8	3	0	36	335
COUNTY TOTAL:	0	171	96	4	17	8	3	0	36	335
OHIO										
PROBATION	0	54	10	0	0	0	0	0	0	64
TOTAL COURTS OF RECORD:	0	54	10	0	0	0	0	0	0	64
COUNTY TOTAL:	0	54	10	0	0	0	0	0	0	64
ORANGE										
PROBATION	0	39	12	0	101	0	0	0	0	152
TOTAL COURTS OF RECORD:	0	39	12	0	101	0	0	0	0	152
COUNTY TOTAL:	0	39	12	0	101	0	0	0	0	152
OWEN										
PROBATION	3	172	47	0	21	0	0	0	0	243
TOTAL COURTS OF RECORD:	3	172	47	0	21	0	0	0	0	243
COUNTY TOTAL:	3	172	47	0	21	0	0	0	0	243
PARKE										
PROBATION	2	126	10	0	4	0	51	8	26	227
TOTAL COURTS OF RECORD:	2	126	10	0	4	0	51	8	26	227
COUNTY TOTAL:	2	126	10	0	4	0	51	8	26	227
PERRY										
PROBATION	0	139	1	3	3	0	0	0	0	146
TOTAL COURTS OF RECORD:	0	139	1	3	3	0	0	0	0	146
COUNTY TOTAL:	0	139	1	3	3	0	0	0	0	146
PIKE										
PROBATION	0	91	0	0	10	5	2	0	2	110
TOTAL COURTS OF RECORD:	0	91	0	0	10	5	2	0	2	110
COUNTY TOTAL:	0	91	0	0	10	5	2	0	2	110
PORTER										
ADULT PROBATION	79	1,489	1	10	12	0	0	0	0	1,591
TOTAL COURTS OF RECORD:	79	1,489	1	10	12	0	0	0	0	1,591
COUNTY TOTAL:	79	1,489	1	10	12	0	0	0	0	1,591
POSEY										
PROBATION	3	147	9	0	7	0	36	0	3	205
TOTAL COURTS OF RECORD:	3	147	9	0	7	0	36	0	3	205
COUNTY TOTAL:	3	147	9	0	7	0	36	0	3	205
PULASKI										
PROBATION	0	50	55	0	1	0	0	0	0	106
TOTAL COURTS OF RECORD:	0	50	55	0	1	0	0	0	0	106
COUNTY TOTAL:	0	50	55	0	1	0	0	0	0	106

ADULT PROBATION
MISDEMEANOR SUPERVISIONS - TOTAL DISPOSITIONS

	PRE	POST	SPLIT	INTER-STATE	INTRA-STATE	IN LIEU OF PROSECUTION	WITHHELD	DRUG COURT	OTHER	TOTAL
PUTNAM										
ADULT PROBATION	0	178	36	0	18	31	0	0	12	275
TOTAL COURTS OF RECORD:	0	178	36	0	18	31	0	0	12	275
COUNTY TOTAL:	0	178	36	0	18	31	0	0	12	275
RANDOLPH										
PROBATION	0	54	8	0	2	9	0	0	0	73
TOTAL COURTS OF RECORD:	0	54	8	0	2	9	0	0	0	73
COUNTY TOTAL:	0	54	8	0	2	9	0	0	0	73
RIPLEY										
PROBATION	0	218	41	0	9	0	0	0	0	268
TOTAL COURTS OF RECORD:	0	218	41	0	9	0	0	0	0	268
COUNTY TOTAL:	0	218	41	0	9	0	0	0	0	268
RUSH										
PROBATION	0	2	30	0	0	0	0	0	0	32
PROBATION	0	3	20	0	1	0	0	0	0	24
TOTAL COURTS OF RECORD:	0	5	50	0	1	0	0	0	0	56
COUNTY TOTAL:	0	5	50	0	1	0	0	0	0	56
ST. JOSEPH										
ADULT PROBATION	0	1,030	7	1	25	12	0	0	0	1,075
TOTAL COURTS OF RECORD:	0	1,030	7	1	25	12	0	0	0	1,075
COUNTY TOTAL:	0	1,030	7	1	25	12	0	0	0	1,075
SCOTT										
PROBATION	12	210	71	1	24	0	0	0	0	318
TOTAL COURTS OF RECORD:	12	210	71	1	24	0	0	0	0	318
COUNTY TOTAL:	12	210	71	1	24	0	0	0	0	318
SHELBY										
PROBATION	0	303	24	0	13	0	0	0	0	340
TOTAL COURTS OF RECORD:	0	303	24	0	13	0	0	0	0	340
COUNTY TOTAL:	0	303	24	0	13	0	0	0	0	340
SPENCER										
PROBATION	0	195	0	0	11	0	0	0	0	206
TOTAL COURTS OF RECORD:	0	195	0	0	11	0	0	0	0	206
COUNTY TOTAL:	0	195	0	0	11	0	0	0	0	206
STARKE										
PROBATION	0	3	4	0	1	0	0	0	0	8
TOTAL COURTS OF RECORD:	0	3	4	0	1	0	0	0	0	8
COUNTY TOTAL:	0	3	4	0	1	0	0	0	0	8
STEUBEN										
PROBATION	0	254	71	0	2	0	1	0	0	328
TOTAL COURTS OF RECORD:	0	254	71	0	2	0	1	0	0	328
COUNTY TOTAL:	0	254	71	0	2	0	1	0	0	328

ADULT PROBATION
MISDEMEANOR SUPERVISIONS - TOTAL DISPOSITIONS

	PRE	POST	SPLIT	INTER-STATE	INTRA-STATE	IN LIEU OF PROSECUTION	WITHHELD	DRUG COURT	OTHER	TOTAL
SULLIVAN										
PROBATION	0	184	41	1	4	0	0	0	0	230
TOTAL COURTS OF RECORD:	0	184	41	1	4	0	0	0	0	230
COUNTY TOTAL:	0	184	41	1	4	0	0	0	0	230
SWITZERLAND										
PROBATION	0	90	0	0	2	0	0	0	0	92
TOTAL COURTS OF RECORD:	0	90	0	0	2	0	0	0	0	92
COUNTY TOTAL:	0	90	0	0	2	0	0	0	0	92
TIPPECANOE										
PROBATION	0	51	82	3	27	0	0	0	0	163
TOTAL COURTS OF RECORD:	0	51	82	3	27	0	0	0	0	163
COUNTY TOTAL:	0	51	82	3	27	0	0	0	0	163
TIPTON										
PROBATION	0	90	57	0	9	0	0	0	0	156
TOTAL COURTS OF RECORD:	0	90	57	0	9	0	0	0	0	156
COUNTY TOTAL:	0	90	57	0	9	0	0	0	0	156
UNION										
PROBATION	0	11	2	0	0	0	0	0	0	13
TOTAL COURTS OF RECORD:	0	11	2	0	0	0	0	0	0	13
COUNTY TOTAL:	0	11	2	0	0	0	0	0	0	13
VANDERBURGH										
PROBATION	6	425	9	3	33	0	7	0	46	529
TOTAL COURTS OF RECORD:	6	425	9	3	33	0	7	0	46	529
COUNTY TOTAL:	6	425	9	3	33	0	7	0	46	529
VERMILLION										
PROBATION	0	113	3	1	0	0	0	0	0	117
TOTAL COURTS OF RECORD:	0	113	3	1	0	0	0	0	0	117
COUNTY TOTAL:	0	113	3	1	0	0	0	0	0	117
VIGO										
ADULT PROBATION	81	240	4	1	23	0	0	2	6	357
TOTAL COURTS OF RECORD:	81	240	4	1	23	0	0	2	6	357
COUNTY TOTAL:	81	240	4	1	23	0	0	2	6	357
WABASH										
PROBATION	7	298	33	0	7	11	12	0	3	371
TOTAL COURTS OF RECORD:	7	298	33	0	7	11	12	0	3	371
COUNTY TOTAL:	7	298	33	0	7	11	12	0	3	371
WARREN										
PROBATION	0	46	0	0	5	22	0	0	0	73
TOTAL COURTS OF RECORD:	0	46	0	0	5	22	0	0	0	73
COUNTY TOTAL:	0	46	0	0	5	22	0	0	0	73

**ADULT PROBATION
MISDEMEANOR SUPERVISIONS - TOTAL DISPOSITIONS**

	PRE	POST	SPLIT	INTER- STATE	INTRA- STATE	IN LIEU OF PROSECUTION	WITHHELD	DRUG COURT	OTHER	TOTAL
WARRICK										
PROBATION	0	296	31	2	8	4	26	0	0	367
TOTAL COURTS OF RECORD:	0	296	31	2	8	4	26	0	0	367
COUNTY TOTAL:	0	296	31	2	8	4	26	0	0	367
WASHINGTON										
PROBATION	0	195	13	0	23	0	0	0	0	231
TOTAL COURTS OF RECORD:	0	195	13	0	23	0	0	0	0	231
COUNTY TOTAL:	0	195	13	0	23	0	0	0	0	231
WAYNE										
PROBATION	9	177	79	3	12	9	0	0	74	363
TOTAL COURTS OF RECORD:	9	177	79	3	12	9	0	0	74	363
COUNTY TOTAL:	9	177	79	3	12	9	0	0	74	363
WELLS										
PROBATION	0	99	97	1	4	0	0	0	0	201
TOTAL COURTS OF RECORD:	0	99	97	1	4	0	0	0	0	201
COUNTY TOTAL:	0	99	97	1	4	0	0	0	0	201
WHITE										
PROBATION	0	432	46	2	8	0	0	0	0	488
TOTAL COURTS OF RECORD:	0	432	46	2	8	0	0	0	0	488
COUNTY TOTAL:	0	432	46	2	8	0	0	0	0	488
WHITLEY										
PROBATION	0	6	46	0	5	0	0	0	0	57
TOTAL COURTS OF RECORD:	0	6	46	0	5	0	0	0	0	57
COUNTY TOTAL:	0	6	46	0	5	0	0	0	0	57
STATE TOTALS										
GRAND TOTAL CIRCUIT, SUPERIOR & PROBATE:	802	31,568	4,617	149	1,589	456	341	46	552	40,120
GRAND TOTAL CITY & TOWN:	73	5,783	59	19	40	1,360	232	11	50	7,627
GRAND TOTAL:	875	37,351	4,676	168	1,629	1,816	573	57	602	47,747

ADULT PROBATION
MISDEMEANOR SUPERVISIONS - TYPES OF DISPOSITIONS - CLOSED AND INACTIVE

	COMPLETED PROBATION	REVOKE NEW OFFENSE	REVOKE NEW VIOLATION	ABSCONDED	OTHER	TOTAL
ADAMS						
PROBATION	150	14	10	0	0	174
TOTAL COURTS OF RECORD:	150	14	10	0	0	174
COUNTY TOTAL:	150	14	10	0	0	174
ALLEN						
ADULT PROBATION	112	25	17	3	87	244
TOTAL COURTS OF RECORD:	112	25	17	3	87	244
COUNTY TOTAL:	112	25	17	3	87	244
BARTHOLOMEW						
PROBATION	728	42	120	0	0	890
TOTAL COURTS OF RECORD:	728	42	120	0	0	890
COUNTY TOTAL:	728	42	120	0	0	890
BENTON						
PROBATION	69	1	2	7	18	97
TOTAL COURTS OF RECORD:	69	1	2	7	18	97
COUNTY TOTAL:	69	1	2	7	18	97
BLACKFORD						
PROBATION	47	15	14	12	1	89
TOTAL COURTS OF RECORD:	47	15	14	12	1	89
COUNTY TOTAL:	47	15	14	12	1	89
BOONE						
PROBATION	400	47	51	1	2	501
TOTAL COURTS OF RECORD:	400	47	51	1	2	501
COUNTY TOTAL:	400	47	51	1	2	501
BROWN						
PROBATION	51	16	18	8	40	133
TOTAL COURTS OF RECORD:	51	16	18	8	40	133
COUNTY TOTAL:	51	16	18	8	40	133
CARROLL						
PROBATION	100	34	27	4	2	167
TOTAL COURTS OF RECORD:	100	34	27	4	2	167
COUNTY TOTAL:	100	34	27	4	2	167
CASS						
ADULT PROBATION	296	56	5	0	3	360
TOTAL COURTS OF RECORD:	296	56	5	0	3	360
COUNTY TOTAL:	296	56	5	0	3	360
CLARK						
PROBATION	929	49	24	330	71	1,403
TOTAL COURTS OF RECORD:	929	49	24	330	71	1,403
CLARKSVILLE TOWN PROBATION	485	0	0	116	0	601
TOTAL CITY & TOWN:	485	0	0	116	0	601
COUNTY TOTAL:	1,414	49	24	446	71	2,004

ADULT PROBATION
MISDEMEANOR SUPERVISIONS - TYPES OF DISPOSITIONS - CLOSED AND INACTIVE

	COMPLETED PROBATION	REVOKE NEW OFFENSE	REVOKE NEW VIOLATION	ABSCONDED	OTHER	TOTAL
CLAY						
PROBATION	227	51	54	0	0	332
TOTAL COURTS OF RECORD:	227	51	54	0	0	332
COUNTY TOTAL:	227	51	54	0	0	332
CLINTON						
PROBATION	289	59	123	0	22	493
TOTAL COURTS OF RECORD:	289	59	123	0	22	493
COUNTY TOTAL:	289	59	123	0	22	493
CRAWFORD						
PROBATION	213	0	0	0	0	213
TOTAL COURTS OF RECORD:	213	0	0	0	0	213
COUNTY TOTAL:	213	0	0	0	0	213
DAVISS						
PROBATION	221	20	4	0	23	268
TOTAL COURTS OF RECORD:	221	20	4	0	23	268
COUNTY TOTAL:	221	20	4	0	23	268
DEARBORN						
PROBATION	376	4	9	153	79	621
TOTAL COURTS OF RECORD:	376	4	9	153	79	621
COUNTY TOTAL:	376	4	9	153	79	621
DECATUR						
ADULT PROBATION	171	15	10	0	20	216
TOTAL COURTS OF RECORD:	171	15	10	0	20	216
COUNTY TOTAL:	171	15	10	0	20	216
DEKALB						
PROBATION	221	39	36	21	1	318
TOTAL COURTS OF RECORD:	221	39	36	21	1	318
COUNTY TOTAL:	221	39	36	21	1	318
DELAWARE						
ADULT PROBATION	104	9	24	0	329	466
TOTAL COURTS OF RECORD:	104	9	24	0	329	466
MUNCIE CITY PROBATION	865	22	24	73	0	984
TOTAL CITY & TOWN:	865	22	24	73	0	984
COUNTY TOTAL:	969	31	48	73	329	1,450
DUBOIS						
PROBATION	255	52	58	25	2	392
TOTAL COURTS OF RECORD:	255	52	58	25	2	392
COUNTY TOTAL:	255	52	58	25	2	392

ADULT PROBATION
MISDEMEANOR SUPERVISIONS - TYPES OF DISPOSITIONS - CLOSED AND INACTIVE

	COMPLETED PROBATION	REVOKE NEW OFFENSE	REVOKE NEW VIOLATION	ABSCONDED	OTHER	TOTAL
ELKHART						
PROBATION	592	119	98	40	23	872
TOTAL COURTS OF RECORD:	592	119	98	40	23	872
ELKHART CITY PROBATION	414	37	21	183	0	655
GOSHEN CITY PROBATION	137	22	34	62	0	255
TOTAL CITY & TOWN:	551	59	55	245	0	910
COUNTY TOTAL:	1,143	178	153	285	23	1,782
FAYETTE						
PROBATION	187	26	5	13	27	258
TOTAL COURTS OF RECORD:	187	26	5	13	27	258
COUNTY TOTAL:	187	26	5	13	27	258
FLOYD						
PROBATION	441	74	43	166	67	791
TOTAL COURTS OF RECORD:	441	74	43	166	67	791
COUNTY TOTAL:	441	74	43	166	67	791
FOUNTAIN						
PROBATION	57	8	7	0	0	72
TOTAL COURTS OF RECORD:	57	8	7	0	0	72
ATTICA CITY PROBATION	12	0	1	0	0	13
TOTAL CITY & TOWN:	12	0	1	0	0	13
COUNTY TOTAL:	69	8	8	0	0	85
FRANKLIN						
PROBATION	235	0	0	0	5	240
TOTAL COURTS OF RECORD:	235	0	0	0	5	240
COUNTY TOTAL:	235	0	0	0	5	240
FULTON						
PROBATION	234	16	19	0	0	269
TOTAL COURTS OF RECORD:	234	16	19	0	0	269
COUNTY TOTAL:	234	16	19	0	0	269
GIBSON						
PROBATION	386	34	20	10	8	458
TOTAL COURTS OF RECORD:	386	34	20	10	8	458
COUNTY TOTAL:	386	34	20	10	8	458
GRANT						
PROBATION	178	28	18	0	0	224
TOTAL COURTS OF RECORD:	178	28	18	0	0	224
GAS CITY PROBATION	134	24	18	0	0	176
MARION CITY PROBATION	226	50	3	0	0	279
TOTAL CITY & TOWN:	360	74	21	0	0	455
COUNTY TOTAL:	538	102	39	0	0	679

ADULT PROBATION
MISDEMEANOR SUPERVISIONS - TYPES OF DISPOSITIONS - CLOSED AND INACTIVE

	COMPLETED PROBATION	REVOKE NEW OFFENSE	REVOKE NEW VIOLATION	ABSCONDED	OTHER	TOTAL
GREENE						
PROBATION	136	18	19	2	17	192
TOTAL COURTS OF RECORD:	136	18	19	2	17	192
COUNTY TOTAL:	136	18	19	2	17	192
HAMILTON						
PROBATION	1,373	191	193	37	47	1,841
TOTAL COURTS OF RECORD:	1,373	191	193	37	47	1,841
COUNTY TOTAL:	1,373	191	193	37	47	1,841
HANCOCK						
PROBATION	212	34	96	4	42	388
TOTAL COURTS OF RECORD:	212	34	96	4	42	388
COUNTY TOTAL:	212	34	96	4	42	388
HARRISON						
ADULT PROBATION	177	42	55	0	34	308
TOTAL COURTS OF RECORD:	177	42	55	0	34	308
COUNTY TOTAL:	177	42	55	0	34	308
HENDRICKS						
PROBATION	512	98	129	22	3	764
TOTAL COURTS OF RECORD:	512	98	129	22	3	764
PLAINFIELD TOWN PROBATION	96	10	8	0	0	114
TOTAL CITY & TOWN:	96	10	8	0	0	114
COUNTY TOTAL:	608	108	137	22	3	878
HENRY						
PROBATION	58	3	8	8	0	77
TOTAL COURTS OF RECORD:	58	3	8	8	0	77
COUNTY TOTAL:	58	3	8	8	0	77
HOWARD						
PROBATION	809	0	0	3	75	887
TOTAL COURTS OF RECORD:	809	0	0	3	75	887
COUNTY TOTAL:	809	0	0	3	75	887
HUNTINGTON						
PROBATION	141	20	41	3	1	206
TOTAL COURTS OF RECORD:	141	20	41	3	1	206
COUNTY TOTAL:	141	20	41	3	1	206
JACKSON						
PROBATION	405	31	18	10	14	478
TOTAL COURTS OF RECORD:	405	31	18	10	14	478
COUNTY TOTAL:	405	31	18	10	14	478
JASPER						
PROBATION	260	41	31	46	6	384
TOTAL COURTS OF RECORD:	260	41	31	46	6	384
COUNTY TOTAL:	260	41	31	46	6	384

ADULT PROBATION
MISDEMEANOR SUPERVISIONS - TYPES OF DISPOSITIONS - CLOSED AND INACTIVE

	COMPLETED PROBATION	REVOKE NEW OFFENSE	REVOKE NEW VIOLATION	ABSCONDED	OTHER	TOTAL
JAY						
PROBATION	149	34	17	0	1	201
TOTAL COURTS OF RECORD:	149	34	17	0	1	201
COUNTY TOTAL:	149	34	17	0	1	201
JEFFERSON						
PROBATION	122	9	6	7	2	146
TOTAL COURTS OF RECORD:	122	9	6	7	2	146
COUNTY TOTAL:	122	9	6	7	2	146
JENNINGS						
PROBATION	128	38	104	0	8	278
TOTAL COURTS OF RECORD:	128	38	104	0	8	278
COUNTY TOTAL:	128	38	104	0	8	278
JOHNSON						
PROBATION	229	77	74	31	21	432
TOTAL COURTS OF RECORD:	229	77	74	31	21	432
GREENWOOD CITY PROBATION	203	29	116	5	10	363
TOTAL CITY & TOWN:	203	29	116	5	10	363
COUNTY TOTAL:	432	106	190	36	31	795
KNOX						
PROBATION	438	31	27	0	0	496
TOTAL COURTS OF RECORD:	438	31	27	0	0	496
COUNTY TOTAL:	438	31	27	0	0	496
KOSCIUSKO						
PROBATION	233	24	7	0	0	264
TOTAL COURTS OF RECORD:	233	24	7	0	0	264
COUNTY TOTAL:	233	24	7	0	0	264
LAGRANGE						
PROBATION	245	8	11	0	0	264
TOTAL COURTS OF RECORD:	245	8	11	0	0	264
COUNTY TOTAL:	245	8	11	0	0	264
LAKE						
ADULT PROBATION	1,788	142	166	621	127	2,844
TOTAL COURTS OF RECORD:	1,788	142	166	621	127	2,844
CROWN PT. CITY PROBATION	83	5	6	0	0	94
E. CHICAGO CITY PROBATION	801	0	11	294	0	1,106
GARY CITY PROBATION	137	58	22	83	9	309
HAMMOND CITY PROBATION	594	13	25	178	1	811
HOBART CITY PROBATION	26	0	0	18	2	46
LOWELL TOWN PROBATION	64	2	0	0	1	67
MERRILLVILLE TOWN PROBATION	93	2	3	174	0	272
SCHERERVILLE TOWN PROBATION	138	0	0	30	0	168
WHITING CITY PROBATION	64	0	0	23	0	87
TOTAL CITY & TOWN:	2,000	80	67	800	13	2,960
COUNTY TOTAL:	3,788	222	233	1,421	140	5,804

ADULT PROBATION
MISDEMEANOR SUPERVISIONS - TYPES OF DISPOSITIONS - CLOSED AND INACTIVE

	COMPLETED PROBATION	REVOKE NEW OFFENSE	REVOKE NEW VIOLATION	ABSCONDED	OTHER	TOTAL
LAPORTE						
ADULT PROBATION	787	103	69	75	32	1,066
TOTAL COURTS OF RECORD:	787	103	69	75	32	1,066
COUNTY TOTAL:	787	103	69	75	32	1,066
LAWRENCE						
PROBATION	74	17	31	0	0	122
TOTAL COURTS OF RECORD:	74	17	31	0	0	122
COUNTY TOTAL:	74	17	31	0	0	122
MADISON						
ADULT PROBATION	373	50	32	1	0	456
TOTAL COURTS OF RECORD:	373	50	32	1	0	456
ANDERSON CITY PROBATION	548	13	10	281	70	922
ELWOOD CITY PROBATION	231	17	6	39	12	305
TOTAL CITY & TOWN:	779	30	16	320	82	1,227
COUNTY TOTAL:	1,152	80	48	321	82	1,683
MARION						
PROBATION	2,590	600	846	360	95	4,491
TOTAL COURTS OF RECORD:	2,590	600	846	360	95	4,491
COUNTY TOTAL:	2,590	600	846	360	95	4,491
MARSHALL						
PROBATION	175	49	89	9	112	434
TOTAL COURTS OF RECORD:	175	49	89	9	112	434
COUNTY TOTAL:	175	49	89	9	112	434
MARTIN						
PROBATION	64	10	5	0	0	79
TOTAL COURTS OF RECORD:	64	10	5	0	0	79
COUNTY TOTAL:	64	10	5	0	0	79
MIAMI						
PROBATION	120	20	26	2	16	184
TOTAL COURTS OF RECORD:	120	20	26	2	16	184
COUNTY TOTAL:	120	20	26	2	16	184
MONROE						
PROBATION	946	47	104	57	80	1,234
TOTAL COURTS OF RECORD:	946	47	104	57	80	1,234
COUNTY TOTAL:	946	47	104	57	80	1,234
MONTGOMERY						
PROBATION	316	56	56	0	2	430
TOTAL COURTS OF RECORD:	316	56	56	0	2	430
COUNTY TOTAL:	316	56	56	0	2	430
MORGAN						
PROBATION	306	52	88	17	44	507
TOTAL COURTS OF RECORD:	306	52	88	17	44	507
COUNTY TOTAL:	306	52	88	17	44	507

ADULT PROBATION
MISDEMEANOR SUPERVISIONS - TYPES OF DISPOSITIONS - CLOSED AND INACTIVE

	COMPLETED PROBATION	REVOKE NEW OFFENSE	REVOKE NEW VIOLATION	ABSCONDED	OTHER	TOTAL
NEWTON						
PROBATION	159	5	7	0	1	172
TOTAL COURTS OF RECORD:	159	5	7	0	1	172
COUNTY TOTAL:	159	5	7	0	1	172
NOBLE						
PROBATION	213	22	34	9	57	335
TOTAL COURTS OF RECORD:	213	22	34	9	57	335
COUNTY TOTAL:	213	22	34	9	57	335
OHIO						
PROBATION	61	1	1	0	1	64
TOTAL COURTS OF RECORD:	61	1	1	0	1	64
COUNTY TOTAL:	61	1	1	0	1	64
ORANGE						
PROBATION	137	4	2	1	8	152
TOTAL COURTS OF RECORD:	137	4	2	1	8	152
COUNTY TOTAL:	137	4	2	1	8	152
OWEN						
PROBATION	110	12	29	38	54	243
TOTAL COURTS OF RECORD:	110	12	29	38	54	243
COUNTY TOTAL:	110	12	29	38	54	243
PARKE						
PROBATION	163	12	5	38	9	227
TOTAL COURTS OF RECORD:	163	12	5	38	9	227
COUNTY TOTAL:	163	12	5	38	9	227
PERRY						
PROBATION	106	0	36	3	1	146
TOTAL COURTS OF RECORD:	106	0	36	3	1	146
COUNTY TOTAL:	106	0	36	3	1	146
PIKE						
PROBATION	81	6	11	0	12	110
TOTAL COURTS OF RECORD:	81	6	11	0	12	110
COUNTY TOTAL:	81	6	11	0	12	110
PORTER						
ADULT PROBATION	1,162	131	185	10	103	1,591
TOTAL COURTS OF RECORD:	1,162	131	185	10	103	1,591
COUNTY TOTAL:	1,162	131	185	10	103	1,591
POSEY						
PROBATION	169	10	10	6	10	205
TOTAL COURTS OF RECORD:	169	10	10	6	10	205
COUNTY TOTAL:	169	10	10	6	10	205

**ADULT PROBATION
MISDEMEANOR SUPERVISIONS - TYPES OF DISPOSITIONS - CLOSED AND INACTIVE**

	COMPLETED PROBATION	REVOKE NEW OFFENSE	REVOKE NEW VIOLATION	ABSCONDED	OTHER	TOTAL
PULASKI						
PROBATION	91	6	3	6	0	106
TOTAL COURTS OF RECORD:	91	6	3	6	0	106
COUNTY TOTAL:	91	6	3	6	0	106
PUTNAM						
ADULT PROBATION	139	13	43	36	44	275
TOTAL COURTS OF RECORD:	139	13	43	36	44	275
COUNTY TOTAL:	139	13	43	36	44	275
RANDOLPH						
PROBATION	61	1	9	0	2	73
TOTAL COURTS OF RECORD:	61	1	9	0	2	73
COUNTY TOTAL:	61	1	9	0	2	73
RIPLEY						
PROBATION	158	24	22	52	12	268
TOTAL COURTS OF RECORD:	158	24	22	52	12	268
COUNTY TOTAL:	158	24	22	52	12	268
RUSH						
PROBATION	26	1	5	0	0	32
PROBATION	18	1	5	0	0	24
TOTAL COURTS OF RECORD:	44	2	10	0	0	56
COUNTY TOTAL:	44	2	10	0	0	56
ST. JOSEPH						
ADULT PROBATION	769	56	44	117	89	1,075
TOTAL COURTS OF RECORD:	769	56	44	117	89	1,075
COUNTY TOTAL:	769	56	44	117	89	1,075
SCOTT						
PROBATION	240	39	14	25	0	318
TOTAL COURTS OF RECORD:	240	39	14	25	0	318
COUNTY TOTAL:	240	39	14	25	0	318
SHELBY						
PROBATION	262	34	38	6	0	340
TOTAL COURTS OF RECORD:	262	34	38	6	0	340
COUNTY TOTAL:	262	34	38	6	0	340
SPENCER						
PROBATION	184	9	13	0	0	206
TOTAL COURTS OF RECORD:	184	9	13	0	0	206
COUNTY TOTAL:	184	9	13	0	0	206
STARKE						
PROBATION	5	0	2	1	0	8
TOTAL COURTS OF RECORD:	5	0	2	1	0	8
COUNTY TOTAL:	5	0	2	1	0	8

ADULT PROBATION
MISDEMEANOR SUPERVISIONS - TYPES OF DISPOSITIONS - CLOSED AND INACTIVE

	COMPLETED PROBATION	REVOKE NEW OFFENSE	REVOKE NEW VIOLATION	ABSCONDED	OTHER	TOTAL
STEUBEN						
PROBATION	228	24	37	36	3	328
TOTAL COURTS OF RECORD:	228	24	37	36	3	328
COUNTY TOTAL:	228	24	37	36	3	328
SULLIVAN						
PROBATION	213	3	14	0	0	230
TOTAL COURTS OF RECORD:	213	3	14	0	0	230
COUNTY TOTAL:	213	3	14	0	0	230
SWITZERLAND						
PROBATION	86	2	3	1	0	92
TOTAL COURTS OF RECORD:	86	2	3	1	0	92
COUNTY TOTAL:	86	2	3	1	0	92
TIPPECANOE						
PROBATION	133	5	13	0	12	163
TOTAL COURTS OF RECORD:	133	5	13	0	12	163
COUNTY TOTAL:	133	5	13	0	12	163
TIPTON						
PROBATION	107	9	3	13	24	156
TOTAL COURTS OF RECORD:	107	9	3	13	24	156
COUNTY TOTAL:	107	9	3	13	24	156
UNION						
PROBATION	11	1	1	0	0	13
TOTAL COURTS OF RECORD:	11	1	1	0	0	13
COUNTY TOTAL:	11	1	1	0	0	13
VANDERBURGH						
PROBATION	311	36	64	41	77	529
TOTAL COURTS OF RECORD:	311	36	64	41	77	529
COUNTY TOTAL:	311	36	64	41	77	529
VERMILLION						
PROBATION	117	0	0	0	0	117
TOTAL COURTS OF RECORD:	117	0	0	0	0	117
COUNTY TOTAL:	117	0	0	0	0	117
VIGO						
ADULT PROBATION	203	4	8	5	137	357
TOTAL COURTS OF RECORD:	203	4	8	5	137	357
COUNTY TOTAL:	203	4	8	5	137	357
WABASH						
PROBATION	186	50	76	0	59	371
TOTAL COURTS OF RECORD:	186	50	76	0	59	371
COUNTY TOTAL:	186	50	76	0	59	371

**ADULT PROBATION
MISDEMEANOR SUPERVISIONS - TYPES OF DISPOSITIONS - CLOSED AND INACTIVE**

	COMPLETED PROBATION	REVOKE NEW OFFENSE	REVOKE NEW VIOLATION	ABSCONDED	OTHER	TOTAL
WARREN						
PROBATION	67	3	1	0	2	73
TOTAL COURTS OF RECORD:	67	3	1	0	2	73
COUNTY TOTAL:	67	3	1	0	2	73
WARRICK						
PROBATION	345	11	7	2	2	367
TOTAL COURTS OF RECORD:	345	11	7	2	2	367
COUNTY TOTAL:	345	11	7	2	2	367
WASHINGTON						
PROBATION	107	30	34	40	20	231
TOTAL COURTS OF RECORD:	107	30	34	40	20	231
COUNTY TOTAL:	107	30	34	40	20	231
WAYNE						
PROBATION	193	22	43	10	95	363
TOTAL COURTS OF RECORD:	193	22	43	10	95	363
COUNTY TOTAL:	193	22	43	10	95	363
WELLS						
PROBATION	133	28	21	11	8	201
TOTAL COURTS OF RECORD:	133	28	21	11	8	201
COUNTY TOTAL:	133	28	21	11	8	201
WHITE						
PROBATION	486	1	1	0	0	488
TOTAL COURTS OF RECORD:	486	1	1	0	0	488
COUNTY TOTAL:	486	1	1	0	0	488
WHITLEY						
PROBATION	34	9	10	4	0	57
TOTAL COURTS OF RECORD:	34	9	10	4	0	57
COUNTY TOTAL:	34	9	10	4	0	57
STATE TOTALS						
GRAND TOTAL CIRCUIT, SUPERIOR & PROBATE:	27,709	3,323	4,018	2,619	2,451	40,120
GRAND TOTAL CITY & TOWN:	5,351	304	308	1,559	105	7,627
GRAND TOTAL:	33,060	3,627	4,326	4,178	2,556	47,747

ADULT PROBATION
MISDEMEANOR SUPERVISIONS PENDING 12/31/2016

	PRE	POST	SPLIT	INTER-STATE	INTRA-STATE	IN LIEU OF PROSECUTION	WITHHELD	DRUG COURT	OTHER	TOTAL
ADAMS										
PROBATION	0	558	4	2	10	1	0	0	0	575
TOTAL COURTS OF RECORD:	0	558	4	2	10	1	0	0	0	575
COUNTY TOTAL:	0	558	4	2	10	1	0	0	0	575
ALLEN										
ADULT PROBATION	0	145	70	6	74	0	0	0	0	295
TOTAL COURTS OF RECORD:	0	145	70	6	74	0	0	0	0	295
COUNTY TOTAL:	0	145	70	6	74	0	0	0	0	295
BARTHOLOMEW										
PROBATION	7	1,040	28	1	23	0	0	0	0	1,099
TOTAL COURTS OF RECORD:	7	1,040	28	1	23	0	0	0	0	1,099
COUNTY TOTAL:	7	1,040	28	1	23	0	0	0	0	1,099
BENTON										
PROBATION	0	116	3	3	0	0	0	0	0	122
TOTAL COURTS OF RECORD:	0	116	3	3	0	0	0	0	0	122
COUNTY TOTAL:	0	116	3	3	0	0	0	0	0	122
BLACKFORD										
PROBATION	0	51	4	1	12	0	0	0	0	68
TOTAL COURTS OF RECORD:	0	51	4	1	12	0	0	0	0	68
COUNTY TOTAL:	0	51	4	1	12	0	0	0	0	68
BOONE										
PROBATION	0	683	12	6	98	40	0	0	0	839
TOTAL COURTS OF RECORD:	0	683	12	6	98	40	0	0	0	839
COUNTY TOTAL:	0	683	12	6	98	40	0	0	0	839
BROWN										
PROBATION	0	105	16	0	7	0	0	0	10	138
TOTAL COURTS OF RECORD:	0	105	16	0	7	0	0	0	10	138
COUNTY TOTAL:	0	105	16	0	7	0	0	0	10	138
CARROLL										
PROBATION	0	113	1	1	5	0	0	0	0	120
TOTAL COURTS OF RECORD:	0	113	1	1	5	0	0	0	0	120
COUNTY TOTAL:	0	113	1	1	5	0	0	0	0	120
CASS										
ADULT PROBATION	0	407	69	0	16	0	0	0	0	492
TOTAL COURTS OF RECORD:	0	407	69	0	16	0	0	0	0	492
COUNTY TOTAL:	0	407	69	0	16	0	0	0	0	492
CLARK										
PROBATION	21	1,682	33	10	36	0	1	0	45	1,828
TOTAL COURTS OF RECORD:	21	1,682	33	10	36	0	1	0	45	1,828
CLARKSVILLE TOWN PROBATION	0	325	0	0	0	0	10	0	0	335
TOTAL CITY & TOWN:	0	325	0	0	0	0	10	0	0	335
COUNTY TOTAL:	21	2,007	33	10	36	0	11	0	45	2,163

ADULT PROBATION
MISDEMEANOR SUPERVISIONS PENDING 12/31/2016

	PRE	POST	SPLIT	INTER-STATE	INTRA-STATE	IN LIEU OF PROSECUTION	WITHHELD	DRUG COURT	OTHER	TOTAL
CLAY										
PROBATION	0	331	0	0	11	0	0	0	0	342
TOTAL COURTS OF RECORD:	0	331	0	0	11	0	0	0	0	342
COUNTY TOTAL:	0	331	0	0	11	0	0	0	0	342
CLINTON										
PROBATION	0	383	263	2	9	0	10	0	24	691
TOTAL COURTS OF RECORD:	0	383	263	2	9	0	10	0	24	691
COUNTY TOTAL:	0	383	263	2	9	0	10	0	24	691
CRAWFORD										
PROBATION	0	78	3	0	25	0	0	0	0	106
TOTAL COURTS OF RECORD:	0	78	3	0	25	0	0	0	0	106
COUNTY TOTAL:	0	78	3	0	25	0	0	0	0	106
DAVIESS										
PROBATION	0	194	19	0	16	10	1	0	0	240
TOTAL COURTS OF RECORD:	0	194	19	0	16	10	1	0	0	240
COUNTY TOTAL:	0	194	19	0	16	10	1	0	0	240
DEARBORN										
PROBATION	11	294	568	6	6	2	1	3	32	923
TOTAL COURTS OF RECORD:	11	294	568	6	6	2	1	3	32	923
COUNTY TOTAL:	11	294	568	6	6	2	1	3	32	923
DECATUR										
ADULT PROBATION	0	110	78	0	4	0	0	0	0	192
TOTAL COURTS OF RECORD:	0	110	78	0	4	0	0	0	0	192
COUNTY TOTAL:	0	110	78	0	4	0	0	0	0	192
DEKALB										
PROBATION	1	308	3	1	0	35	7	0	100	455
TOTAL COURTS OF RECORD:	1	308	3	1	0	35	7	0	100	455
COUNTY TOTAL:	1	308	3	1	0	35	7	0	100	455
DELAWARE										
ADULT PROBATION	2	157	6	4	11	0	0	0	0	180
TOTAL COURTS OF RECORD:	2	157	6	4	11	0	0	0	0	180
MUNCIE CITY PROBATION	0	712	0	0	0	165	0	0	0	877
TOTAL CITY & TOWN:	0	712	0	0	0	165	0	0	0	877
COUNTY TOTAL:	2	869	6	4	11	165	0	0	0	1,057
DUBOIS										
PROBATION	0	212	2	0	21	0	15	3	0	253
TOTAL COURTS OF RECORD:	0	212	2	0	21	0	15	3	0	253
COUNTY TOTAL:	0	212	2	0	21	0	15	3	0	253

ADULT PROBATION
MISDEMEANOR SUPERVISIONS PENDING 12/31/2016

	PRE	POST	SPLIT	INTER-STATE	INTRA-STATE	IN LIEU OF PROSECUTION	WITHHELD	DRUG COURT	OTHER	TOTAL
ELKHART										
PROBATION	0	1,132	62	2	11	15	0	0	0	1,222
TOTAL COURTS OF RECORD:	0	1,132	62	2	11	15	0	0	0	1,222
ELKHART CITY PROBATION	7	19	4	5	65	35	0	0	1,156	1,291
GOSHEN CITY PROBATION	0	472	1	1	59	0	0	0	0	533
TOTAL CITY & TOWN:	7	491	5	6	124	35	0	0	1,156	1,824
COUNTY TOTAL:	7	1,623	67	8	135	50	0	0	1,156	3,046
FAYETTE										
PROBATION	4	113	82	0	0	0	0	0	0	199
TOTAL COURTS OF RECORD:	4	113	82	0	0	0	0	0	0	199
COUNTY TOTAL:	4	113	82	0	0	0	0	0	0	199
FLOYD										
PROBATION	0	503	76	3	26	0	5	0	0	613
TOTAL COURTS OF RECORD:	0	503	76	3	26	0	5	0	0	613
COUNTY TOTAL:	0	503	76	3	26	0	5	0	0	613
FOUNTAIN										
PROBATION	0	33	0	1	2	0	0	0	0	36
TOTAL COURTS OF RECORD:	0	33	0	1	2	0	0	0	0	36
ATTICA CITY PROBATION	0	15	0	0	0	0	0	0	0	15
TOTAL CITY & TOWN:	0	15	0	0	0	0	0	0	0	15
COUNTY TOTAL:	0	48	0	1	2	0	0	0	0	51
FRANKLIN										
PROBATION	0	88	97	0	7	0	0	0	0	192
TOTAL COURTS OF RECORD:	0	88	97	0	7	0	0	0	0	192
COUNTY TOTAL:	0	88	97	0	7	0	0	0	0	192
FULTON										
PROBATION	0	157	4	0	4	0	0	0	0	165
TOTAL COURTS OF RECORD:	0	157	4	0	4	0	0	0	0	165
COUNTY TOTAL:	0	157	4	0	4	0	0	0	0	165
GIBSON										
PROBATION	7	292	31	1	4	25	10	2	7	379
TOTAL COURTS OF RECORD:	7	292	31	1	4	25	10	2	7	379
COUNTY TOTAL:	7	292	31	1	4	25	10	2	7	379
GRANT										
PROBATION	0	224	24	2	18	0	0	8	0	276
TOTAL COURTS OF RECORD:	0	224	24	2	18	0	0	8	0	276
GAS CITY PROBATION	0	268	0	0	0	0	0	0	0	268
MARION CITY PROBATION	0	161	9	0	0	0	0	0	0	170
TOTAL CITY & TOWN:	0	429	9	0	0	0	0	0	0	438
COUNTY TOTAL:	0	653	33	2	18	0	0	8	0	714
GREENE										
PROBATION	0	78	147	0	16	0	4	0	0	245
TOTAL COURTS OF RECORD:	0	78	147	0	16	0	4	0	0	245
COUNTY TOTAL:	0	78	147	0	16	0	4	0	0	245

ADULT PROBATION
MISDEMEANOR SUPERVISIONS PENDING 12/31/2016

	PRE	POST	SPLIT	INTER-STATE	INTRA-STATE	IN LIEU OF PROSECUTION	WITHHELD	DRUG COURT	OTHER	TOTAL
HAMILTON										
PROBATION	72	1,309	193	3	23	0	27	0	0	1,627
TOTAL COURTS OF RECORD:	72	1,309	193	3	23	0	27	0	0	1,627
COUNTY TOTAL:	72	1,309	193	3	23	0	27	0	0	1,627
HANCOCK										
PROBATION	1	1,112	86	1	26	4	0	0	4	1,234
TOTAL COURTS OF RECORD:	1	1,112	86	1	26	4	0	0	4	1,234
COUNTY TOTAL:	1	1,112	86	1	26	4	0	0	4	1,234
HARRISON										
ADULT PROBATION	0	20	53	7	12	0	0	0	11	103
TOTAL COURTS OF RECORD:	0	20	53	7	12	0	0	0	11	103
COUNTY TOTAL:	0	20	53	7	12	0	0	0	11	103
HENDRICKS										
PROBATION	0	563	21	1	21	0	21	4	0	631
TOTAL COURTS OF RECORD:	0	563	21	1	21	0	21	4	0	631
PLAINFIELD TOWN PROBATION	0	97	1	0	0	0	13	0	0	111
TOTAL CITY & TOWN:	0	97	1	0	0	0	13	0	0	111
COUNTY TOTAL:	0	660	22	1	21	0	34	4	0	742
HENRY										
PROBATION	1	20	0	0	0	2	0	0	0	23
TOTAL COURTS OF RECORD:	1	20	0	0	0	2	0	0	0	23
COUNTY TOTAL:	1	20	0	0	0	2	0	0	0	23
HOWARD										
PROBATION	9	847	20	5	21	0	0	0	0	902
TOTAL COURTS OF RECORD:	9	847	20	5	21	0	0	0	0	902
COUNTY TOTAL:	9	847	20	5	21	0	0	0	0	902
HUNTINGTON										
PROBATION	0	201	350	0	3	4	0	4	2	564
TOTAL COURTS OF RECORD:	0	201	350	0	3	4	0	4	2	564
COUNTY TOTAL:	0	201	350	0	3	4	0	4	2	564
JACKSON										
PROBATION	1	373	210	1	16	0	0	0	1	602
TOTAL COURTS OF RECORD:	1	373	210	1	16	0	0	0	1	602
COUNTY TOTAL:	1	373	210	1	16	0	0	0	1	602
JASPER										
PROBATION	0	121	8	0	1	1	2	0	0	133
TOTAL COURTS OF RECORD:	0	121	8	0	1	1	2	0	0	133
COUNTY TOTAL:	0	121	8	0	1	1	2	0	0	133
JAY										
PROBATION	0	247	0	0	12	19	0	6	0	284
TOTAL COURTS OF RECORD:	0	247	0	0	12	19	0	6	0	284
COUNTY TOTAL:	0	247	0	0	12	19	0	6	0	284

ADULT PROBATION
MISDEMEANOR SUPERVISIONS PENDING 12/31/2016

	PRE	POST	SPLIT	INTER-STATE	INTRA-STATE	IN LIEU OF PROSECUTION	WITHHELD	DRUG COURT	OTHER	TOTAL
JEFFERSON										
PROBATION	0	95	59	2	17	0	0	0	0	173
TOTAL COURTS OF RECORD:	0	95	59	2	17	0	0	0	0	173
COUNTY TOTAL:	0	95	59	2	17	0	0	0	0	173
JENNINGS										
PROBATION	0	362	25	0	4	0	0	0	0	391
TOTAL COURTS OF RECORD:	0	362	25	0	4	0	0	0	0	391
COUNTY TOTAL:	0	362	25	0	4	0	0	0	0	391
JOHNSON										
PROBATION	0	436	40	3	30	0	0	0	0	509
TOTAL COURTS OF RECORD:	0	436	40	3	30	0	0	0	0	509
GREENWOOD CITY PROBATION	261	886	0	0	0	0	0	15	0	1,162
TOTAL CITY & TOWN:	261	886	0	0	0	0	0	15	0	1,162
COUNTY TOTAL:	261	1,322	40	3	30	0	0	15	0	1,671
KNOX										
PROBATION	0	1,046	0	3	23	0	0	0	13	1,085
TOTAL COURTS OF RECORD:	0	1,046	0	3	23	0	0	0	13	1,085
COUNTY TOTAL:	0	1,046	0	3	23	0	0	0	13	1,085
KOSCIUSKO										
PROBATION	0	511	37	9	2	0	0	0	0	559
TOTAL COURTS OF RECORD:	0	511	37	9	2	0	0	0	0	559
COUNTY TOTAL:	0	511	37	9	2	0	0	0	0	559
LAGRANGE										
PROBATION	0	106	78	0	1	0	0	0	0	185
TOTAL COURTS OF RECORD:	0	106	78	0	1	0	0	0	0	185
COUNTY TOTAL:	0	106	78	0	1	0	0	0	0	185
LAKE										
ADULT PROBATION	906	849	36	302	35	208	237	19	277	2,869
TOTAL COURTS OF RECORD:	906	849	36	302	35	208	237	19	277	2,869
CROWN PT. CITY PROBATION	0	63	0	0	0	0	0	0	0	63
E. CHICAGO CITY PROBATION	0	306	14	3	10	1,648	0	0	8	1,989
GARY CITY PROBATION	0	2,079	0	4	19	116	2	0	0	2,220
HAMMOND CITY PROBATION	2	215	0	14	6	62	30	0	0	329
HOBART CITY PROBATION	0	77	0	0	0	0	0	0	0	77
LOWELL TOWN PROBATION	0	66	0	0	0	0	0	0	0	66
MERRILLVILLE TOWN PROBATION	0	102	0	0	0	0	0	0	0	102
SCHERERVILLE TOWN PROBATION	0	89	0	0	0	0	0	0	0	89
WHITING CITY PROBATION	0	15	0	0	0	0	24	0	0	39
TOTAL CITY & TOWN:	2	3,012	14	21	35	1,826	56	0	8	4,974
COUNTY TOTAL:	908	3,861	50	323	70	2,034	293	19	285	7,843
LAPORTE										
ADULT PROBATION	50	852	80	7	3	0	0	0	0	992
TOTAL COURTS OF RECORD:	50	852	80	7	3	0	0	0	0	992
COUNTY TOTAL:	50	852	80	7	3	0	0	0	0	992

ADULT PROBATION
MISDEMEANOR SUPERVISIONS PENDING 12/31/2016

	PRE	POST	SPLIT	INTER-STATE	INTRA-STATE	IN LIEU OF PROSECUTION	WITHHELD	DRUG COURT	OTHER	TOTAL
LAWRENCE										
PROBATION	0	255	19	0	2	0	0	0	0	276
TOTAL COURTS OF RECORD:	0	255	19	0	2	0	0	0	0	276
COUNTY TOTAL:	0	255	19	0	2	0	0	0	0	276
MADISON										
ADULT PROBATION	6	528	0	0	2	0	0	0	5	541
TOTAL COURTS OF RECORD:	6	528	0	0	2	0	0	0	5	541
ANDERSON CITY PROBATION	5	4,341	20	0	0	92	42	0	0	4,500
ELWOOD CITY PROBATION	1	36	0	0	0	0	62	0	185	284
TOTAL CITY & TOWN:	6	4,377	20	0	0	92	104	0	185	4,784
COUNTY TOTAL:	12	4,905	20	0	2	92	104	0	190	5,325
MARION										
PROBATION	41	2,638	183	15	336	0	0	0	0	3,213
TOTAL COURTS OF RECORD:	41	2,638	183	15	336	0	0	0	0	3,213
COUNTY TOTAL:	41	2,638	183	15	336	0	0	0	0	3,213
MARSHALL										
PROBATION	1	496	13	1	3	0	65	0	0	579
TOTAL COURTS OF RECORD:	1	496	13	1	3	0	65	0	0	579
COUNTY TOTAL:	1	496	13	1	3	0	65	0	0	579
MARTIN										
PROBATION	0	56	0	0	4	0	0	0	0	60
TOTAL COURTS OF RECORD:	0	56	0	0	4	0	0	0	0	60
COUNTY TOTAL:	0	56	0	0	4	0	0	0	0	60
MIAMI										
PROBATION	0	476	8	4	39	2	0	0	8	537
TOTAL COURTS OF RECORD:	0	476	8	4	39	2	0	0	8	537
COUNTY TOTAL:	0	476	8	4	39	2	0	0	8	537
MONROE										
PROBATION	69	823	9	1	46	0	0	39	5	992
TOTAL COURTS OF RECORD:	69	823	9	1	46	0	0	39	5	992
COUNTY TOTAL:	69	823	9	1	46	0	0	39	5	992
MONTGOMERY										
PROBATION	0	218	16	0	8	2	0	1	5	250
TOTAL COURTS OF RECORD:	0	218	16	0	8	2	0	1	5	250
COUNTY TOTAL:	0	218	16	0	8	2	0	1	5	250
MORGAN										
PROBATION	1	271	0	1	22	58	0	0	0	353
TOTAL COURTS OF RECORD:	1	271	0	1	22	58	0	0	0	353
COUNTY TOTAL:	1	271	0	1	22	58	0	0	0	353
NEWTON										
PROBATION	0	102	12	1	11	238	0	0	0	364
TOTAL COURTS OF RECORD:	0	102	12	1	11	238	0	0	0	364
COUNTY TOTAL:	0	102	12	1	11	238	0	0	0	364

ADULT PROBATION
MISDEMEANOR SUPERVISIONS PENDING 12/31/2016

	PRE	POST	SPLIT	INTER-STATE	INTRA-STATE	IN LIEU OF PROSECUTION	WITHHELD	DRUG COURT	OTHER	TOTAL
NOBLE										
PROBATION	0	199	121	4	31	13	3	0	19	390
TOTAL COURTS OF RECORD:	0	199	121	4	31	13	3	0	19	390
COUNTY TOTAL:	0	199	121	4	31	13	3	0	19	390
OHIO										
PROBATION	0	47	20	0	0	0	0	0	0	67
TOTAL COURTS OF RECORD:	0	47	20	0	0	0	0	0	0	67
COUNTY TOTAL:	0	47	20	0	0	0	0	0	0	67
ORANGE										
PROBATION	2	10	3	0	27	0	0	0	0	42
TOTAL COURTS OF RECORD:	2	10	3	0	27	0	0	0	0	42
COUNTY TOTAL:	2	10	3	0	27	0	0	0	0	42
OWEN										
PROBATION	13	134	18	1	17	0	0	0	0	183
TOTAL COURTS OF RECORD:	13	134	18	1	17	0	0	0	0	183
COUNTY TOTAL:	13	134	18	1	17	0	0	0	0	183
PARKE										
PROBATION	4	100	3	3	3	0	79	0	18	210
TOTAL COURTS OF RECORD:	4	100	3	3	3	0	79	0	18	210
COUNTY TOTAL:	4	100	3	3	3	0	79	0	18	210
PERRY										
PROBATION	0	98	7	5	11	0	0	0	0	121
TOTAL COURTS OF RECORD:	0	98	7	5	11	0	0	0	0	121
COUNTY TOTAL:	0	98	7	5	11	0	0	0	0	121
PIKE										
PROBATION	0	94	0	0	4	0	15	0	0	113
TOTAL COURTS OF RECORD:	0	94	0	0	4	0	15	0	0	113
COUNTY TOTAL:	0	94	0	0	4	0	15	0	0	113
PORTER										
ADULT PROBATION	21	1,671	7	4	19	0	0	0	0	1,722
TOTAL COURTS OF RECORD:	21	1,671	7	4	19	0	0	0	0	1,722
COUNTY TOTAL:	21	1,671	7	4	19	0	0	0	0	1,722
POSEY										
PROBATION	0	126	5	1	5	1	46	0	2	186
TOTAL COURTS OF RECORD:	0	126	5	1	5	1	46	0	2	186
COUNTY TOTAL:	0	126	5	1	5	1	46	0	2	186
PULASKI										
PROBATION	0	52	53	0	0	0	0	0	0	105
TOTAL COURTS OF RECORD:	0	52	53	0	0	0	0	0	0	105
COUNTY TOTAL:	0	52	53	0	0	0	0	0	0	105

ADULT PROBATION
MISDEMEANOR SUPERVISIONS PENDING 12/31/2016

	PRE	POST	SPLIT	INTER-STATE	INTRA-STATE	IN LIEU OF PROSECUTION	WITHHELD	DRUG COURT	OTHER	TOTAL
PUTNAM										
ADULT PROBATION	0	337	45	2	20	115	0	0	67	586
TOTAL COURTS OF RECORD:	0	337	45	2	20	115	0	0	67	586
COUNTY TOTAL:	0	337	45	2	20	115	0	0	67	586
RANDOLPH										
PROBATION	0	109	33	0	2	36	0	0	0	180
TOTAL COURTS OF RECORD:	0	109	33	0	2	36	0	0	0	180
COUNTY TOTAL:	0	109	33	0	2	36	0	0	0	180
RIPLEY										
PROBATION	0	178	27	3	17	0	0	0	0	225
TOTAL COURTS OF RECORD:	0	178	27	3	17	0	0	0	0	225
COUNTY TOTAL:	0	178	27	3	17	0	0	0	0	225
RUSH Ending pending totals do not reflect accurate caseload. Corrected totals will be reflected in 2017.										
PROBATION	0	12	79	1	0	0	0	0	0	92
TOTAL COURTS OF RECORD:	0	12	79	1	0	0	0	0	0	92
COUNTY TOTAL:	0	12	79	1	0	0	0	0	0	92
ST. JOSEPH										
ADULT PROBATION	3	1,269	3	4	25	48	0	0	0	1,352
TOTAL COURTS OF RECORD:	3	1,269	3	4	25	48	0	0	0	1,352
COUNTY TOTAL:	3	1,269	3	4	25	48	0	0	0	1,352
SCOTT										
PROBATION	2	410	4	0	9	7	0	0	0	432
TOTAL COURTS OF RECORD:	2	410	4	0	9	7	0	0	0	432
COUNTY TOTAL:	2	410	4	0	9	7	0	0	0	432
SHELBY										
PROBATION	0	255	3	6	18	0	0	0	0	282
TOTAL COURTS OF RECORD:	0	255	3	6	18	0	0	0	0	282
COUNTY TOTAL:	0	255	3	6	18	0	0	0	0	282
SPENCER										
PROBATION	0	157	0	1	10	0	0	0	0	168
TOTAL COURTS OF RECORD:	0	157	0	1	10	0	0	0	0	168
COUNTY TOTAL:	0	157	0	1	10	0	0	0	0	168
STARKE										
PROBATION	0	4	8	1	1	0	0	0	0	14
TOTAL COURTS OF RECORD:	0	4	8	1	1	0	0	0	0	14
COUNTY TOTAL:	0	4	8	1	1	0	0	0	0	14
STEUBEN										
PROBATION	0	107	60	0	0	0	0	0	0	167
TOTAL COURTS OF RECORD:	0	107	60	0	0	0	0	0	0	167
COUNTY TOTAL:	0	107	60	0	0	0	0	0	0	167

ADULT PROBATION
MISDEMEANOR SUPERVISIONS PENDING 12/31/2016

	PRE	POST	SPLIT	INTER- STATE	INTRA- STATE	IN LIEU OF PROSECUTION	WITHHELD	DRUG COURT	OTHER	TOTAL
SULLIVAN										
PROBATION	0	220	27	0	29	0	0	0	0	276
TOTAL COURTS OF RECORD:	0	220	27	0	29	0	0	0	0	276
COUNTY TOTAL:	0	220	27	0	29	0	0	0	0	276
SWITZERLAND										
PROBATION	0	73	0	2	4	0	0	0	0	79
TOTAL COURTS OF RECORD:	0	73	0	2	4	0	0	0	0	79
COUNTY TOTAL:	0	73	0	2	4	0	0	0	0	79
TIPPECANOE										
PROBATION	0	399	352	2	307	0	0	0	0	1,060
TOTAL COURTS OF RECORD:	0	399	352	2	307	0	0	0	0	1,060
COUNTY TOTAL:	0	399	352	2	307	0	0	0	0	1,060
TIPTON										
PROBATION	0	11	55	2	12	0	0	0	0	80
TOTAL COURTS OF RECORD:	0	11	55	2	12	0	0	0	0	80
COUNTY TOTAL:	0	11	55	2	12	0	0	0	0	80
UNION										
PROBATION	0	18	2	0	0	0	0	0	0	20
TOTAL COURTS OF RECORD:	0	18	2	0	0	0	0	0	0	20
COUNTY TOTAL:	0	18	2	0	0	0	0	0	0	20
VANDERBURGH										
PROBATION	3	402	3	4	28	0	0	0	58	498
TOTAL COURTS OF RECORD:	3	402	3	4	28	0	0	0	58	498
COUNTY TOTAL:	3	402	3	4	28	0	0	0	58	498
VERMILLION										
PROBATION	0	186	7	1	0	0	0	0	0	194
TOTAL COURTS OF RECORD:	0	186	7	1	0	0	0	0	0	194
COUNTY TOTAL:	0	186	7	1	0	0	0	0	0	194
VIGO										
ADULT PROBATION	30	237	18	6	36	0	0	0	1	328
TOTAL COURTS OF RECORD:	30	237	18	6	36	0	0	0	1	328
COUNTY TOTAL:	30	237	18	6	36	0	0	0	1	328
WABASH										
PROBATION	0	367	2	0	9	10	49	0	1	438
TOTAL COURTS OF RECORD:	0	367	2	0	9	10	49	0	1	438
COUNTY TOTAL:	0	367	2	0	9	10	49	0	1	438
WARREN										
PROBATION	0	62	0	0	0	42	1	0	0	105
TOTAL COURTS OF RECORD:	0	62	0	0	0	42	1	0	0	105
COUNTY TOTAL:	0	62	0	0	0	42	1	0	0	105

ADULT PROBATION
MISDEMEANOR SUPERVISIONS PENDING 12/31/2016

	PRE	POST	SPLIT	INTER-STATE	INTRA-STATE	IN LIEU OF PROSECUTION	WITHHELD	DRUG COURT	OTHER	TOTAL
WARRICK										
PROBATION	0	488	61	3	13	26	44	0	0	635
TOTAL COURTS OF RECORD:	0	488	61	3	13	26	44	0	0	635
COUNTY TOTAL:	0	488	61	3	13	26	44	0	0	635
WASHINGTON										
PROBATION	86	127	11	1	3	0	0	0	0	228
TOTAL COURTS OF RECORD:	86	127	11	1	3	0	0	0	0	228
COUNTY TOTAL:	86	127	11	1	3	0	0	0	0	228
WAYNE										
PROBATION	2	79	50	2	7	3	0	0	15	158
TOTAL COURTS OF RECORD:	2	79	50	2	7	3	0	0	15	158
COUNTY TOTAL:	2	79	50	2	7	3	0	0	15	158
WELLS										
PROBATION	0	186	35	0	3	2	0	0	0	226
TOTAL COURTS OF RECORD:	0	186	35	0	3	2	0	0	0	226
COUNTY TOTAL:	0	186	35	0	3	2	0	0	0	226
WHITE										
PROBATION	0	95	10	0	1	0	0	0	0	106
TOTAL COURTS OF RECORD:	0	95	10	0	1	0	0	0	0	106
COUNTY TOTAL:	0	95	10	0	1	0	0	0	0	106
WHITLEY										
PROBATION	0	0	0	0	0	0	0	0	0	0
TOTAL COURTS OF RECORD:	0	0	0	0	0	0	0	0	0	0
COUNTY TOTAL:	0	0	0	0	0	0	0	0	0	0
STATE TOTALS										
GRAND TOTAL CIRCUIT, SUPERIOR & PROBATE:	1,377	32,839	4,393	478	1,866	969	643	89	730	43,384
GRAND TOTAL CITY & TOWN:	276	10,344	49	27	159	2,118	183	15	1,349	14,520
GRAND TOTAL:	1,653	43,183	4,442	505	2,025	3,087	826	104	2,079	57,904

ADULT PROBATION
MISDEMEANOR SUPERVISIONS - STATUS ON PENDING SUPERVISIONS

	ON PROBATION	INTRA-STATE TRANSFERRED OUT	INTER-STATE TRANSFERRED OUT	OTHER SUPERVISIONS	TOTAL
ADAMS					
PROBATION	575	0	0	0	575
TOTAL COURTS OF RECORD:	575	0	0	0	575
COUNTY TOTAL:	575	0	0	0	575
ALLEN					
ADULT PROBATION	274	16	5	0	295
TOTAL COURTS OF RECORD:	274	16	5	0	295
COUNTY TOTAL:	274	16	5	0	295
BARTHOLOMEW					
PROBATION	893	43	4	159	1,099
TOTAL COURTS OF RECORD:	893	43	4	159	1,099
COUNTY TOTAL:	893	43	4	159	1,099
BENTON					
PROBATION	122	0	0	0	122
TOTAL COURTS OF RECORD:	122	0	0	0	122
COUNTY TOTAL:	122	0	0	0	122
BLACKFORD					
PROBATION	68	0	0	0	68
TOTAL COURTS OF RECORD:	68	0	0	0	68
COUNTY TOTAL:	68	0	0	0	68
BOONE					
PROBATION	644	195	0	0	839
TOTAL COURTS OF RECORD:	644	195	0	0	839
COUNTY TOTAL:	644	195	0	0	839
BROWN					
PROBATION	103	35	0	0	138
TOTAL COURTS OF RECORD:	103	35	0	0	138
COUNTY TOTAL:	103	35	0	0	138
CARROLL					
PROBATION	117	3	0	0	120
TOTAL COURTS OF RECORD:	117	3	0	0	120
COUNTY TOTAL:	117	3	0	0	120
CASS					
ADULT PROBATION	470	22	0	0	492
TOTAL COURTS OF RECORD:	470	22	0	0	492
COUNTY TOTAL:	470	22	0	0	492
CLARK					
PROBATION	1,759	47	7	15	1,828
TOTAL COURTS OF RECORD:	1,759	47	7	15	1,828
CLARKSVILLE TOWN PROBATION	335	0	0	0	335
TOTAL CITY & TOWN:	335	0	0	0	335
COUNTY TOTAL:	2,094	47	7	15	2,163

ADULT PROBATION
MISDEMEANOR SUPERVISIONS - STATUS ON PENDING SUPERVISIONS

	ON PROBATION	INTRA-STATE TRANSFERRED OUT	INTER-STATE TRANSFERRED OUT	OTHER SUPERVISIONS	TOTAL
CLAY					
PROBATION	341	1	0	0	342
TOTAL COURTS OF RECORD:	341	1	0	0	342
COUNTY TOTAL:	341	1	0	0	342
CLINTON					
PROBATION	676	12	3	0	691
TOTAL COURTS OF RECORD:	676	12	3	0	691
COUNTY TOTAL:	676	12	3	0	691
CRAWFORD					
PROBATION	106	0	0	0	106
TOTAL COURTS OF RECORD:	106	0	0	0	106
COUNTY TOTAL:	106	0	0	0	106
DAVIESS					
PROBATION	226	13	1	0	240
TOTAL COURTS OF RECORD:	226	13	1	0	240
COUNTY TOTAL:	226	13	1	0	240
DEARBORN					
PROBATION	819	48	56	0	923
TOTAL COURTS OF RECORD:	819	48	56	0	923
COUNTY TOTAL:	819	48	56	0	923
DECATUR					
ADULT PROBATION	189	2	1	0	192
TOTAL COURTS OF RECORD:	189	2	1	0	192
COUNTY TOTAL:	189	2	1	0	192
DEKALB					
PROBATION	444	9	0	2	455
TOTAL COURTS OF RECORD:	444	9	0	2	455
COUNTY TOTAL:	444	9	0	2	455
DELAWARE					
ADULT PROBATION	175	4	1	0	180
TOTAL COURTS OF RECORD:	175	4	1	0	180
MUNCIE CITY PROBATION	877	0	0	0	877
TOTAL CITY & TOWN:	877	0	0	0	877
COUNTY TOTAL:	1,052	4	1	0	1,057
DUBOIS					
PROBATION	225	28	0	0	253
TOTAL COURTS OF RECORD:	225	28	0	0	253
COUNTY TOTAL:	225	28	0	0	253

ADULT PROBATION
MISDEMEANOR SUPERVISIONS - STATUS ON PENDING SUPERVISIONS

	ON PROBATION	INTRA-STATE TRANSFERRED OUT	INTER-STATE TRANSFERRED OUT	OTHER SUPERVISIONS	TOTAL
ELKHART					
PROBATION	1,164	36	22	0	1,222
TOTAL COURTS OF RECORD:	1,164	36	22	0	1,222
ELKHART CITY PROBATION	1,291	0	0	0	1,291
GOSHEN CITY PROBATION	533	0	0	0	533
TOTAL CITY & TOWN:	1,824	0	0	0	1,824
COUNTY TOTAL:	2,988	36	22	0	3,046
FAYETTE					
PROBATION	199	0	0	0	199
TOTAL COURTS OF RECORD:	199	0	0	0	199
COUNTY TOTAL:	199	0	0	0	199
FLOYD					
PROBATION	596	17	0	0	613
TOTAL COURTS OF RECORD:	596	17	0	0	613
COUNTY TOTAL:	596	17	0	0	613
FOUNTAIN					
PROBATION	27	9	0	0	36
TOTAL COURTS OF RECORD:	27	9	0	0	36
ATTICA CITY PROBATION	15	0	0	0	15
TOTAL CITY & TOWN:	15	0	0	0	15
COUNTY TOTAL:	42	9	0	0	51
FRANKLIN					
PROBATION	192	0	0	0	192
TOTAL COURTS OF RECORD:	192	0	0	0	192
COUNTY TOTAL:	192	0	0	0	192
FULTON					
PROBATION	165	0	0	0	165
TOTAL COURTS OF RECORD:	165	0	0	0	165
COUNTY TOTAL:	165	0	0	0	165
GIBSON					
PROBATION	371	2	0	6	379
TOTAL COURTS OF RECORD:	371	2	0	6	379
COUNTY TOTAL:	371	2	0	6	379
GRANT					
PROBATION	252	22	2	0	276
TOTAL COURTS OF RECORD:	252	22	2	0	276
GAS CITY PROBATION	268	0	0	0	268
MARION CITY PROBATION	168	2	0	0	170
TOTAL CITY & TOWN:	436	2	0	0	438
COUNTY TOTAL:	688	24	2	0	714
GREENE					
PROBATION	242	3	0	0	245
TOTAL COURTS OF RECORD:	242	3	0	0	245
COUNTY TOTAL:	242	3	0	0	245

ADULT PROBATION
MISDEMEANOR SUPERVISIONS - STATUS ON PENDING SUPERVISIONS

	ON PROBATION	INTRA-STATE TRANSFERRED OUT	INTER-STATE TRANSFERRED OUT	OTHER SUPERVISIONS	TOTAL
HAMILTON					
PROBATION	1,524	12	0	91	1,627
TOTAL COURTS OF RECORD:	1,524	12	0	91	1,627
COUNTY TOTAL:	1,524	12	0	91	1,627
HANCOCK					
PROBATION	1,234	0	0	0	1,234
TOTAL COURTS OF RECORD:	1,234	0	0	0	1,234
COUNTY TOTAL:	1,234	0	0	0	1,234
HARRISON					
ADULT PROBATION	65	15	12	11	103
TOTAL COURTS OF RECORD:	65	15	12	11	103
COUNTY TOTAL:	65	15	12	11	103
HENDRICKS					
PROBATION	596	35	0	0	631
TOTAL COURTS OF RECORD:	596	35	0	0	631
PLAINFIELD TOWN PROBATION	97	0	1	13	111
TOTAL CITY & TOWN:	97	0	1	13	111
COUNTY TOTAL:	693	35	1	13	742
HENRY					
PROBATION	21	2	0	0	23
TOTAL COURTS OF RECORD:	21	2	0	0	23
COUNTY TOTAL:	21	2	0	0	23
HOWARD					
PROBATION	897	4	1	0	902
TOTAL COURTS OF RECORD:	897	4	1	0	902
COUNTY TOTAL:	897	4	1	0	902
HUNTINGTON					
PROBATION	564	0	0	0	564
TOTAL COURTS OF RECORD:	564	0	0	0	564
COUNTY TOTAL:	564	0	0	0	564
JACKSON					
PROBATION	602	0	0	0	602
TOTAL COURTS OF RECORD:	602	0	0	0	602
COUNTY TOTAL:	602	0	0	0	602
JASPER					
PROBATION	129	1	0	3	133
TOTAL COURTS OF RECORD:	129	1	0	3	133
COUNTY TOTAL:	129	1	0	3	133
JAY					
PROBATION	284	0	0	0	284
TOTAL COURTS OF RECORD:	284	0	0	0	284
COUNTY TOTAL:	284	0	0	0	284

ADULT PROBATION
MISDEMEANOR SUPERVISIONS - STATUS ON PENDING SUPERVISIONS

	ON PROBATION	INTRA-STATE TRANSFERRED OUT	INTER-STATE TRANSFERRED OUT	OTHER SUPERVISIONS	TOTAL
JEFFERSON					
PROBATION	163	10	0	0	173
TOTAL COURTS OF RECORD:	163	10	0	0	173
COUNTY TOTAL:	163	10	0	0	173
JENNINGS					
PROBATION	387	4	0	0	391
TOTAL COURTS OF RECORD:	387	4	0	0	391
COUNTY TOTAL:	387	4	0	0	391
JOHNSON					
PROBATION	460	49	0	0	509
TOTAL COURTS OF RECORD:	460	49	0	0	509
GREENWOOD CITY PROBATION	1,162	0	0	0	1,162
TOTAL CITY & TOWN:	1,162	0	0	0	1,162
COUNTY TOTAL:	1,622	49	0	0	1,671
KNOX					
PROBATION	1,047	38	0	0	1,085
TOTAL COURTS OF RECORD:	1,047	38	0	0	1,085
COUNTY TOTAL:	1,047	38	0	0	1,085
KOSCIUSKO					
PROBATION	559	0	0	0	559
TOTAL COURTS OF RECORD:	559	0	0	0	559
COUNTY TOTAL:	559	0	0	0	559
LAGRANGE					
PROBATION	180	5	0	0	185
TOTAL COURTS OF RECORD:	180	5	0	0	185
COUNTY TOTAL:	180	5	0	0	185
LAKE					
ADULT PROBATION	2,869	0	0	0	2,869
TOTAL COURTS OF RECORD:	2,869	0	0	0	2,869
CROWN PT. CITY PROBATION	63	0	0	0	63
E. CHICAGO CITY PROBATION	1,989	0	0	0	1,989
GARY CITY PROBATION	2,220	0	0	0	2,220
HAMMOND CITY PROBATION	329	0	0	0	329
HOBART CITY PROBATION	77	0	0	0	77
LOWELL TOWN PROBATION	66	0	0	0	66
MERRILLVILLE TOWN PROBATION	102	0	0	0	102
SCHERERVILLE TOWN PROBATION	89	0	0	0	89
WHITING CITY PROBATION	39	0	0	0	39
TOTAL CITY & TOWN:	4,974	0	0	0	4,974
COUNTY TOTAL:	7,843	0	0	0	7,843
LAPORTE					
ADULT PROBATION	980	8	3	1	992
TOTAL COURTS OF RECORD:	980	8	3	1	992
COUNTY TOTAL:	980	8	3	1	992

**ADULT PROBATION
MISDEMEANOR SUPERVISIONS - STATUS ON PENDING SUPERVISIONS**

	ON PROBATION	INTRA-STATE TRANSFERRED OUT	INTER-STATE TRANSFERRED OUT	OTHER SUPERVISIONS	TOTAL
LAWRENCE					
PROBATION	276	0	0	0	276
TOTAL COURTS OF RECORD:	276	0	0	0	276
COUNTY TOTAL:	276	0	0	0	276
MADISON					
ADULT PROBATION	540	1	0	0	541
TOTAL COURTS OF RECORD:	540	1	0	0	541
ANDERSON CITY PROBATION	4,484	0	0	16	4,500
ELWOOD CITY PROBATION	284	0	0	0	284
TOTAL CITY & TOWN:	4,768	0	0	16	4,784
COUNTY TOTAL:	5,308	1	0	16	5,325
MARION					
PROBATION	3,091	118	4	0	3,213
TOTAL COURTS OF RECORD:	3,091	118	4	0	3,213
COUNTY TOTAL:	3,091	118	4	0	3,213
MARSHALL					
PROBATION	579	0	0	0	579
TOTAL COURTS OF RECORD:	579	0	0	0	579
COUNTY TOTAL:	579	0	0	0	579
MARTIN					
PROBATION	58	2	0	0	60
TOTAL COURTS OF RECORD:	58	2	0	0	60
COUNTY TOTAL:	58	2	0	0	60
MIAMI					
PROBATION	478	58	1	0	537
TOTAL COURTS OF RECORD:	478	58	1	0	537
COUNTY TOTAL:	478	58	1	0	537
MONROE					
PROBATION	877	113	2	0	992
TOTAL COURTS OF RECORD:	877	113	2	0	992
COUNTY TOTAL:	877	113	2	0	992
MONTGOMERY					
PROBATION	229	18	0	3	250
TOTAL COURTS OF RECORD:	229	18	0	3	250
COUNTY TOTAL:	229	18	0	3	250
MORGAN					
PROBATION	314	36	3	0	353
TOTAL COURTS OF RECORD:	314	36	3	0	353
COUNTY TOTAL:	314	36	3	0	353
NEWTON					
PROBATION	364	0	0	0	364
TOTAL COURTS OF RECORD:	364	0	0	0	364
COUNTY TOTAL:	364	0	0	0	364

ADULT PROBATION
MISDEMEANOR SUPERVISIONS - STATUS ON PENDING SUPERVISIONS

	ON PROBATION	INTRA-STATE TRANSFERRED OUT	INTER-STATE TRANSFERRED OUT	OTHER SUPERVISIONS	TOTAL
NOBLE					
PROBATION	390	0	0	0	390
TOTAL COURTS OF RECORD:	390	0	0	0	390
COUNTY TOTAL:	390	0	0	0	390
OHIO					
PROBATION	67	0	0	0	67
TOTAL COURTS OF RECORD:	67	0	0	0	67
COUNTY TOTAL:	67	0	0	0	67
ORANGE					
PROBATION	40	0	0	2	42
TOTAL COURTS OF RECORD:	40	0	0	2	42
COUNTY TOTAL:	40	0	0	2	42
OWEN					
PROBATION	161	10	0	12	183
TOTAL COURTS OF RECORD:	161	10	0	12	183
COUNTY TOTAL:	161	10	0	12	183
PARKE					
PROBATION	210	0	0	0	210
TOTAL COURTS OF RECORD:	210	0	0	0	210
COUNTY TOTAL:	210	0	0	0	210
PERRY					
PROBATION	114	7	0	0	121
TOTAL COURTS OF RECORD:	114	7	0	0	121
COUNTY TOTAL:	114	7	0	0	121
PIKE					
PROBATION	98	15	0	0	113
TOTAL COURTS OF RECORD:	98	15	0	0	113
COUNTY TOTAL:	98	15	0	0	113
PORTER					
ADULT PROBATION	1,715	3	3	1	1,722
TOTAL COURTS OF RECORD:	1,715	3	3	1	1,722
COUNTY TOTAL:	1,715	3	3	1	1,722
POSEY					
PROBATION	138	0	0	48	186
TOTAL COURTS OF RECORD:	138	0	0	48	186
COUNTY TOTAL:	138	0	0	48	186
PULASKI					
PROBATION	105	0	0	0	105
TOTAL COURTS OF RECORD:	105	0	0	0	105
COUNTY TOTAL:	105	0	0	0	105

ADULT PROBATION
MISDEMEANOR SUPERVISIONS - STATUS ON PENDING SUPERVISIONS

	ON PROBATION	INTRA-STATE TRANSFERRED OUT	INTER-STATE TRANSFERRED OUT	OTHER SUPERVISIONS	TOTAL
PUTNAM					
ADULT PROBATION	584	2	0	0	586
TOTAL COURTS OF RECORD:	584	2	0	0	586
COUNTY TOTAL:	584	2	0	0	586
RANDOLPH					
PROBATION	178	1	1	0	180
TOTAL COURTS OF RECORD:	178	1	1	0	180
COUNTY TOTAL:	178	1	1	0	180
RIPLEY					
PROBATION	209	15	1	0	225
TOTAL COURTS OF RECORD:	209	15	1	0	225
COUNTY TOTAL:	209	15	1	0	225
RUSH					
PROBATION	92	0	0	0	92
TOTAL COURTS OF RECORD:	92	0	0	0	92
COUNTY TOTAL:	92	0	0	0	92
ST. JOSEPH					
ADULT PROBATION	1,352	0	0	0	1,352
TOTAL COURTS OF RECORD:	1,352	0	0	0	1,352
COUNTY TOTAL:	1,352	0	0	0	1,352
SCOTT					
PROBATION	432	0	0	0	432
TOTAL COURTS OF RECORD:	432	0	0	0	432
COUNTY TOTAL:	432	0	0	0	432
SHELBY					
PROBATION	260	22	0	0	282
TOTAL COURTS OF RECORD:	260	22	0	0	282
COUNTY TOTAL:	260	22	0	0	282
SPENCER					
PROBATION	158	10	0	0	168
TOTAL COURTS OF RECORD:	158	10	0	0	168
COUNTY TOTAL:	158	10	0	0	168
STARKE					
PROBATION	14	0	0	0	14
TOTAL COURTS OF RECORD:	14	0	0	0	14
COUNTY TOTAL:	14	0	0	0	14
STEUBEN					
PROBATION	163	2	2	0	167
TOTAL COURTS OF RECORD:	163	2	2	0	167
COUNTY TOTAL:	163	2	2	0	167

ADULT PROBATION
MISDEMEANOR SUPERVISIONS - STATUS ON PENDING SUPERVISIONS

	ON PROBATION	INTRA-STATE TRANSFERRED OUT	INTER-STATE TRANSFERRED OUT	OTHER SUPERVISIONS	TOTAL
SULLIVAN					
PROBATION	276	0	0	0	276
TOTAL COURTS OF RECORD:	276	0	0	0	276
COUNTY TOTAL:	276	0	0	0	276
SWITZERLAND					
PROBATION	74	4	1	0	79
TOTAL COURTS OF RECORD:	74	4	1	0	79
COUNTY TOTAL:	74	4	1	0	79
TIPPECANOE					
PROBATION	1,060	0	0	0	1,060
TOTAL COURTS OF RECORD:	1,060	0	0	0	1,060
COUNTY TOTAL:	1,060	0	0	0	1,060
TIPTON					
PROBATION	78	1	0	1	80
TOTAL COURTS OF RECORD:	78	1	0	1	80
COUNTY TOTAL:	78	1	0	1	80
UNION					
PROBATION	20	0	0	0	20
TOTAL COURTS OF RECORD:	20	0	0	0	20
COUNTY TOTAL:	20	0	0	0	20
VANDERBURGH					
PROBATION	431	11	2	54	498
TOTAL COURTS OF RECORD:	431	11	2	54	498
COUNTY TOTAL:	431	11	2	54	498
VERMILLION					
PROBATION	194	0	0	0	194
TOTAL COURTS OF RECORD:	194	0	0	0	194
COUNTY TOTAL:	194	0	0	0	194
VIGO					
ADULT PROBATION	295	3	0	30	328
TOTAL COURTS OF RECORD:	295	3	0	30	328
COUNTY TOTAL:	295	3	0	30	328
WABASH					
PROBATION	438	0	0	0	438
TOTAL COURTS OF RECORD:	438	0	0	0	438
COUNTY TOTAL:	438	0	0	0	438
WARREN					
PROBATION	105	0	0	0	105
TOTAL COURTS OF RECORD:	105	0	0	0	105
COUNTY TOTAL:	105	0	0	0	105

**ADULT PROBATION
MISDEMEANOR SUPERVISIONS - STATUS ON PENDING SUPERVISIONS**

	ON PROBATION	INTRA-STATE TRANSFERRED OUT	INTER-STATE TRANSFERRED OUT	OTHER SUPERVISIONS	TOTAL
WARRICK					
PROBATION	614	18	3	0	635
TOTAL COURTS OF RECORD:	614	18	3	0	635
COUNTY TOTAL:	614	18	3	0	635
WASHINGTON					
PROBATION	221	7	0	0	228
TOTAL COURTS OF RECORD:	221	7	0	0	228
COUNTY TOTAL:	221	7	0	0	228
WAYNE					
PROBATION	157	1	0	0	158
TOTAL COURTS OF RECORD:	157	1	0	0	158
COUNTY TOTAL:	157	1	0	0	158
WELLS					
PROBATION	185	41	0	0	226
TOTAL COURTS OF RECORD:	185	41	0	0	226
COUNTY TOTAL:	185	41	0	0	226
WHITE					
PROBATION	106	0	0	0	106
TOTAL COURTS OF RECORD:	106	0	0	0	106
COUNTY TOTAL:	106	0	0	0	106
WHITLEY					
PROBATION	0	0	0	0	0
TOTAL COURTS OF RECORD:	0	0	0	0	0
COUNTY TOTAL:	0	0	0	0	0
STATE TOTALS					
GRAND TOTAL CIRCUIT, SUPERIOR & PROBATE:	41,535	1,269	141	439	43,384
GRAND TOTAL CITY & TOWN:	14,488	2	1	29	14,520
GRAND TOTAL:	56,023	1,271	142	468	57,904

PROBATIONER SUPERVISION LEVEL
MISDEMEANOR CASES PENDING 12/31/2016

	HIGH	MEDIUM	LOW	ADMIN	TOTAL
ADAMS					
PROBATION	0	0	0	0	0
TOTAL COURTS OF RECORD:	0	0	0	0	0
COUNTY TOTAL:	0	0	0	0	0
ALLEN					
ADULT PROBATION	22	63	163	47	295
TOTAL COURTS OF RECORD:	22	63	163	47	295
COUNTY TOTAL:	22	63	163	47	295
BARTHOLOMEW					
PROBATION	0	0	0	0	0
TOTAL COURTS OF RECORD:	0	0	0	0	0
COUNTY TOTAL:	0	0	0	0	0
BENTON					
PROBATION	65	6	51	0	122
TOTAL COURTS OF RECORD:	65	6	51	0	122
COUNTY TOTAL:	65	6	51	0	122
BLACKFORD					
PROBATION	0	0	0	0	0
TOTAL COURTS OF RECORD:	0	0	0	0	0
COUNTY TOTAL:	0	0	0	0	0
BOONE					
PROBATION	23	155	642	19	839
TOTAL COURTS OF RECORD:	23	155	642	19	839
COUNTY TOTAL:	23	155	642	19	839
BROWN					
PROBATION	16	22	58	42	138
TOTAL COURTS OF RECORD:	16	22	58	42	138
COUNTY TOTAL:	16	22	58	42	138
CARROLL					
PROBATION	10	50	27	33	120
TOTAL COURTS OF RECORD:	10	50	27	33	120
COUNTY TOTAL:	10	50	27	33	120
CASS					
ADULT PROBATION	0	0	0	0	0
TOTAL COURTS OF RECORD:	0	0	0	0	0
COUNTY TOTAL:	0	0	0	0	0
CLARK					
PROBATION	0	0	0	0	0
TOTAL COURTS OF RECORD:	0	0	0	0	0
CLARKSVILLE TOWN PROBATION	76	123	136	0	335
TOTAL CITY & TOWN:	76	123	136	0	335
COUNTY TOTAL:	76	123	136	0	335

PROBATIONER SUPERVISION LEVEL
MISDEMEANOR CASES PENDING 12/31/2016

	HIGH	MEDIUM	LOW	ADMIN	TOTAL
CLAY					
PROBATION	0	0	0	0	0
TOTAL COURTS OF RECORD:	0	0	0	0	0
COUNTY TOTAL:	0	0	0	0	0
CLINTON					
PROBATION	106	142	203	213	664
TOTAL COURTS OF RECORD:	106	142	203	213	664
COUNTY TOTAL:	106	142	203	213	664
CRAWFORD					
PROBATION	16	10	80	0	106
TOTAL COURTS OF RECORD:	16	10	80	0	106
COUNTY TOTAL:	16	10	80	0	106
DAVISS					
PROBATION	0	0	0	0	0
TOTAL COURTS OF RECORD:	0	0	0	0	0
COUNTY TOTAL:	0	0	0	0	0
DEARBORN					
PROBATION	112	108	273	430	923
TOTAL COURTS OF RECORD:	112	108	273	430	923
COUNTY TOTAL:	112	108	273	430	923
DECATUR					
ADULT PROBATION	0	0	0	0	0
TOTAL COURTS OF RECORD:	0	0	0	0	0
COUNTY TOTAL:	0	0	0	0	0
DEKALB					
PROBATION	42	137	283	1	463
TOTAL COURTS OF RECORD:	42	137	283	1	463
COUNTY TOTAL:	42	137	283	1	463
DELAWARE					
ADULT PROBATION	0	0	0	0	0
TOTAL COURTS OF RECORD:	0	0	0	0	0
MUNCIE CITY PROBATION	0	3	436	438	877
TOTAL CITY & TOWN:	0	3	436	438	877
COUNTY TOTAL:	0	3	436	438	877
DUBOIS					
PROBATION	0	0	0	0	0
TOTAL COURTS OF RECORD:	0	0	0	0	0
COUNTY TOTAL:	0	0	0	0	0

PROBATIONER SUPERVISION LEVEL
MISDEMEANOR CASES PENDING 12/31/2016

	HIGH	MEDIUM	LOW	ADMIN	TOTAL
ELKHART					
PROBATION	75	199	724	147	1,145
TOTAL COURTS OF RECORD:	75	199	724	147	1,145
ELKHART CITY PROBATION	0	0	0	1,291	1,291
GOSHEN CITY PROBATION	5	3	442	0	450
TOTAL CITY & TOWN:	5	3	442	1,291	1,741
COUNTY TOTAL:	80	202	1,166	1,438	2,886
FAYETTE					
PROBATION	71	179	335	0	585
TOTAL COURTS OF RECORD:	71	179	335	0	585
COUNTY TOTAL:	71	179	335	0	585
FLOYD					
PROBATION	218	341	691	234	1,484
TOTAL COURTS OF RECORD:	218	341	691	234	1,484
COUNTY TOTAL:	218	341	691	234	1,484
FOUNTAIN					
PROBATION	13	19	128	0	160
TOTAL COURTS OF RECORD:	13	19	128	0	160
ATTICA CITY PROBATION	0	0	15	0	15
TOTAL CITY & TOWN:	0	0	15	0	15
COUNTY TOTAL:	13	19	143	0	175
FRANKLIN					
PROBATION	0	0	0	0	0
TOTAL COURTS OF RECORD:	0	0	0	0	0
COUNTY TOTAL:	0	0	0	0	0
FULTON					
PROBATION	19	30	116	0	165
TOTAL COURTS OF RECORD:	19	30	116	0	165
COUNTY TOTAL:	19	30	116	0	165
GIBSON					
PROBATION	104	145	438	26	713
TOTAL COURTS OF RECORD:	104	145	438	26	713
COUNTY TOTAL:	104	145	438	26	713
GRANT					
PROBATION	19	70	125	0	214
TOTAL COURTS OF RECORD:	19	70	125	0	214
GAS CITY PROBATION	21	32	162	53	268
MARION CITY PROBATION	101	42	12	0	155
TOTAL CITY & TOWN:	122	74	174	53	423
COUNTY TOTAL:	141	144	299	53	637
GREENE					
PROBATION	0	0	0	0	0
TOTAL COURTS OF RECORD:	0	0	0	0	0
COUNTY TOTAL:	0	0	0	0	0

PROBATIONER SUPERVISION LEVEL
MISDEMEANOR CASES PENDING 12/31/2016

	HIGH	MEDIUM	LOW	ADMIN	TOTAL
HAMILTON					
PROBATION	0	0	0	0	0
TOTAL COURTS OF RECORD:	0	0	0	0	0
COUNTY TOTAL:	0	0	0	0	0
HANCOCK					
PROBATION	80	165	520	620	1,385
TOTAL COURTS OF RECORD:	80	165	520	620	1,385
COUNTY TOTAL:	80	165	520	620	1,385
HARRISON					
ADULT PROBATION	274	205	437	4	920
TOTAL COURTS OF RECORD:	274	205	437	4	920
COUNTY TOTAL:	274	205	437	4	920
HENDRICKS					
PROBATION	63	191	752	123	1,129
TOTAL COURTS OF RECORD:	63	191	752	123	1,129
PLAINFIELD TOWN PROBATION	12	30	50	1	93
TOTAL CITY & TOWN:	12	30	50	1	93
COUNTY TOTAL:	75	221	802	124	1,222
HENRY					
PROBATION	10	6	41	0	57
TOTAL COURTS OF RECORD:	10	6	41	0	57
COUNTY TOTAL:	10	6	41	0	57
HOWARD					
PROBATION	341	416	314	1,460	2,531
TOTAL COURTS OF RECORD:	341	416	314	1,460	2,531
COUNTY TOTAL:	341	416	314	1,460	2,531
HUNTINGTON					
PROBATION	116	180	341	35	672
TOTAL COURTS OF RECORD:	116	180	341	35	672
COUNTY TOTAL:	116	180	341	35	672
JACKSON					
PROBATION	0	0	0	0	0
TOTAL COURTS OF RECORD:	0	0	0	0	0
COUNTY TOTAL:	0	0	0	0	0
JASPER					
PROBATION	0	0	0	0	0
TOTAL COURTS OF RECORD:	0	0	0	0	0
COUNTY TOTAL:	0	0	0	0	0
JAY					
PROBATION	70	60	154	0	284
TOTAL COURTS OF RECORD:	70	60	154	0	284
COUNTY TOTAL:	70	60	154	0	284

PROBATIONER SUPERVISION LEVEL
MISDEMEANOR CASES PENDING 12/31/2016

	HIGH	MEDIUM	LOW	ADMIN	TOTAL
JEFFERSON					
PROBATION	25	45	79	24	173
TOTAL COURTS OF RECORD:	25	45	79	24	173
COUNTY TOTAL:	25	45	79	24	173
JENNINGS					
PROBATION	17	44	253	77	391
TOTAL COURTS OF RECORD:	17	44	253	77	391
COUNTY TOTAL:	17	44	253	77	391
JOHNSON					
PROBATION	0	0	0	0	0
TOTAL COURTS OF RECORD:	0	0	0	0	0
GREENWOOD CITY PROBATION	112	128	918	4	1,162
TOTAL CITY & TOWN:	112	128	918	4	1,162
COUNTY TOTAL:	112	128	918	4	1,162
KNOX					
PROBATION	37	158	487	0	682
TOTAL COURTS OF RECORD:	37	158	487	0	682
COUNTY TOTAL:	37	158	487	0	682
KOSCIUSKO					
PROBATION	0	0	0	0	0
TOTAL COURTS OF RECORD:	0	0	0	0	0
COUNTY TOTAL:	0	0	0	0	0
LAGRANGE					
PROBATION	0	0	0	0	0
TOTAL COURTS OF RECORD:	0	0	0	0	0
COUNTY TOTAL:	0	0	0	0	0
LAKE					
ADULT PROBATION	260	1,293	662	654	2,869
TOTAL COURTS OF RECORD:	260	1,293	662	654	2,869
CROWN PT. CITY PROBATION	17	16	30	0	63
E. CHICAGO CITY PROBATION	4	5	45	1,935	1,989
GARY CITY PROBATION	990	788	442	0	2,220
HAMMOND CITY PROBATION	17	73	149	90	329
HOBART CITY PROBATION	55	0	22	0	77
LOWELL TOWN PROBATION	20	18	28	0	66
MERRILLVILLE TOWN PROBATION	22	65	15	0	102
SCHERERVILLE TOWN PROBATION	11	17	61	0	89
WHITING CITY PROBATION	2	1	3	5	11
TOTAL CITY & TOWN:	1,138	983	795	2,030	4,946
COUNTY TOTAL:	1,398	2,276	1,457	2,684	7,815
LAPORTE					
ADULT PROBATION	0	0	0	0	0
TOTAL COURTS OF RECORD:	0	0	0	0	0
COUNTY TOTAL:	0	0	0	0	0

PROBATIONER SUPERVISION LEVEL
MISDEMEANOR CASES PENDING 12/31/2016

	HIGH	MEDIUM	LOW	ADMIN	TOTAL
LAWRENCE					
PROBATION	52	136	88	0	276
TOTAL COURTS OF RECORD:	52	136	88	0	276
COUNTY TOTAL:	52	136	88	0	276
MADISON					
ADULT PROBATION	0	0	0	0	0
TOTAL COURTS OF RECORD:	0	0	0	0	0
ANDERSON CITY PROBATION	48	0	47	0	95
ELWOOD CITY PROBATION	13	132	130	3	278
TOTAL CITY & TOWN:	61	132	177	3	373
COUNTY TOTAL:	61	132	177	3	373
MARION					
PROBATION	0	0	0	0	0
TOTAL COURTS OF RECORD:	0	0	0	0	0
COUNTY TOTAL:	0	0	0	0	0
MARSHALL					
PROBATION	0	0	0	0	0
TOTAL COURTS OF RECORD:	0	0	0	0	0
COUNTY TOTAL:	0	0	0	0	0
MARTIN					
PROBATION	0	0	0	0	0
TOTAL COURTS OF RECORD:	0	0	0	0	0
COUNTY TOTAL:	0	0	0	0	0
MIAMI					
PROBATION	51	44	62	375	532
TOTAL COURTS OF RECORD:	51	44	62	375	532
COUNTY TOTAL:	51	44	62	375	532
MONROE					
PROBATION	0	0	0	0	0
TOTAL COURTS OF RECORD:	0	0	0	0	0
COUNTY TOTAL:	0	0	0	0	0
MONTGOMERY					
PROBATION	0	0	0	0	0
TOTAL COURTS OF RECORD:	0	0	0	0	0
COUNTY TOTAL:	0	0	0	0	0
MORGAN					
PROBATION	0	0	0	0	0
TOTAL COURTS OF RECORD:	0	0	0	0	0
COUNTY TOTAL:	0	0	0	0	0
NEWTON					
PROBATION	24	17	85	238	364
TOTAL COURTS OF RECORD:	24	17	85	238	364
COUNTY TOTAL:	24	17	85	238	364

PROBATIONER SUPERVISION LEVEL
MISDEMEANOR CASES PENDING 12/31/2016

	HIGH	MEDIUM	LOW	ADMIN	TOTAL
NOBLE					
PROBATION	78	84	136	92	390
TOTAL COURTS OF RECORD:	78	84	136	92	390
COUNTY TOTAL:	78	84	136	92	390
OHIO					
PROBATION	0	2	63	1	66
TOTAL COURTS OF RECORD:	0	2	63	1	66
COUNTY TOTAL:	0	2	63	1	66
ORANGE					
PROBATION	0	0	0	0	0
TOTAL COURTS OF RECORD:	0	0	0	0	0
COUNTY TOTAL:	0	0	0	0	0
OWEN					
PROBATION	41	54	42	46	183
TOTAL COURTS OF RECORD:	41	54	42	46	183
COUNTY TOTAL:	41	54	42	46	183
PARKE					
PROBATION	0	0	0	0	0
TOTAL COURTS OF RECORD:	0	0	0	0	0
COUNTY TOTAL:	0	0	0	0	0
PERRY					
PROBATION	12	43	78	7	140
TOTAL COURTS OF RECORD:	12	43	78	7	140
COUNTY TOTAL:	12	43	78	7	140
PIKE					
PROBATION	5	24	67	16	112
TOTAL COURTS OF RECORD:	5	24	67	16	112
COUNTY TOTAL:	5	24	67	16	112
PORTER					
ADULT PROBATION	31	50	98	1,512	1,691
TOTAL COURTS OF RECORD:	31	50	98	1,512	1,691
COUNTY TOTAL:	31	50	98	1,512	1,691
POSEY					
PROBATION	0	0	0	0	0
TOTAL COURTS OF RECORD:	0	0	0	0	0
COUNTY TOTAL:	0	0	0	0	0
PULASKI					
PROBATION	47	113	69	0	229
TOTAL COURTS OF RECORD:	47	113	69	0	229
COUNTY TOTAL:	47	113	69	0	229
PUTNAM					
ADULT PROBATION	59	135	215	190	599
TOTAL COURTS OF RECORD:	59	135	215	190	599
COUNTY TOTAL:	59	135	215	190	599

PROBATIONER SUPERVISION LEVEL
MISDEMEANOR CASES PENDING 12/31/2016

	HIGH	MEDIUM	LOW	ADMIN	TOTAL
RANDOLPH					
PROBATION	0	0	0	0	0
TOTAL COURTS OF RECORD:	0	0	0	0	0
COUNTY TOTAL:	0	0	0	0	0
RIPLEY					
PROBATION	0	0	0	0	0
TOTAL COURTS OF RECORD:	0	0	0	0	0
COUNTY TOTAL:	0	0	0	0	0
RUSH					
PROBATION	28	59	72	43	202
TOTAL COURTS OF RECORD:	28	59	72	43	202
COUNTY TOTAL:	28	59	72	43	202
ST. JOSEPH					
ADULT PROBATION	0	0	0	0	0
TOTAL COURTS OF RECORD:	0	0	0	0	0
COUNTY TOTAL:	0	0	0	0	0
SCOTT					
PROBATION	0	0	0	0	0
TOTAL COURTS OF RECORD:	0	0	0	0	0
COUNTY TOTAL:	0	0	0	0	0
SHELBY					
PROBATION	0	0	0	0	0
TOTAL COURTS OF RECORD:	0	0	0	0	0
COUNTY TOTAL:	0	0	0	0	0
SPENCER					
PROBATION	0	0	0	0	0
TOTAL COURTS OF RECORD:	0	0	0	0	0
COUNTY TOTAL:	0	0	0	0	0
STARKE					
PROBATION	0	0	0	0	0
TOTAL COURTS OF RECORD:	0	0	0	0	0
COUNTY TOTAL:	0	0	0	0	0
STEUBEN					
PROBATION	3	31	120	13	167
TOTAL COURTS OF RECORD:	3	31	120	13	167
COUNTY TOTAL:	3	31	120	13	167
SULLIVAN					
PROBATION	17	80	179	0	276
TOTAL COURTS OF RECORD:	17	80	179	0	276
COUNTY TOTAL:	17	80	179	0	276
SWITZERLAND					
PROBATION	0	0	0	0	0
TOTAL COURTS OF RECORD:	0	0	0	0	0
COUNTY TOTAL:	0	0	0	0	0

PROBATIONER SUPERVISION LEVEL
MISDEMEANOR CASES PENDING 12/31/2016

	HIGH	MEDIUM	LOW	ADMIN	TOTAL
TIPPECANOE					
PROBATION	0	0	0	0	0
TOTAL COURTS OF RECORD:	0	0	0	0	0
COUNTY TOTAL:	0	0	0	0	0
TIPTON					
PROBATION	77	37	43	0	157
TOTAL COURTS OF RECORD:	77	37	43	0	157
COUNTY TOTAL:	77	37	43	0	157
UNION					
PROBATION	3	10	7	0	20
TOTAL COURTS OF RECORD:	3	10	7	0	20
COUNTY TOTAL:	3	10	7	0	20
VANDERBURGH					
PROBATION	0	0	0	0	0
TOTAL COURTS OF RECORD:	0	0	0	0	0
COUNTY TOTAL:	0	0	0	0	0
VERMILLION					
PROBATION	26	147	21	0	194
TOTAL COURTS OF RECORD:	26	147	21	0	194
COUNTY TOTAL:	26	147	21	0	194
VIGO					
ADULT PROBATION	0	0	0	0	0
TOTAL COURTS OF RECORD:	0	0	0	0	0
COUNTY TOTAL:	0	0	0	0	0
WABASH					
PROBATION	150	163	320	283	916
TOTAL COURTS OF RECORD:	150	163	320	283	916
COUNTY TOTAL:	150	163	320	283	916
WARREN					
PROBATION	11	32	40	22	105
TOTAL COURTS OF RECORD:	11	32	40	22	105
COUNTY TOTAL:	11	32	40	22	105
WARRICK					
PROBATION	0	0	0	0	0
TOTAL COURTS OF RECORD:	0	0	0	0	0
COUNTY TOTAL:	0	0	0	0	0
WASHINGTON					
PROBATION	49	14	85	0	148
TOTAL COURTS OF RECORD:	49	14	85	0	148
COUNTY TOTAL:	49	14	85	0	148
WAYNE					
PROBATION	6	27	124	1	158
TOTAL COURTS OF RECORD:	6	27	124	1	158
COUNTY TOTAL:	6	27	124	1	158

PROBATIONER SUPERVISION LEVEL
MISDEMEANOR CASES PENDING 12/31/2016

	HIGH	MEDIUM	LOW	ADMIN	TOTAL
WELLS					
PROBATION	3	36	102	82	223
TOTAL COURTS OF RECORD:	3	36	102	82	223
COUNTY TOTAL:	3	36	102	82	223
WHITE					
PROBATION	38	56	12	0	106
TOTAL COURTS OF RECORD:	38	56	12	0	106
COUNTY TOTAL:	38	56	12	0	106
WHITLEY					
PROBATION	37	74	84	0	195
TOTAL COURTS OF RECORD:	37	74	84	0	195
COUNTY TOTAL:	37	74	84	0	195
STATE TOTALS					
GRAND TOTAL CIRCUIT, SUPERIOR & PROBATE:	3,072	5,907	10,589	7,110	26,678
GRAND TOTAL CITY & TOWN:	1,526	1,476	3,143	3,820	9,965
GRAND TOTAL:	4,598	7,383	13,732	10,930	36,643

CONVICTED OF SUBSTANCE OR SEX OFFENSE IN 2016
MISDEMEANOR SUPERVISIONS

	SUBSTANCE OFFENSE	SEX OFFENSE
ADAMS		
PROBATION	68	0
TOTAL COURTS OF RECORD:	68	0
COUNTY TOTAL:	68	0
ALLEN		
ADULT PROBATION	59	0
TOTAL COURTS OF RECORD:	59	0
COUNTY TOTAL:	59	0
BARTHOLOMEW		
PROBATION	159	0
TOTAL COURTS OF RECORD:	159	0
COUNTY TOTAL:	159	0
BENTON		
PROBATION	55	0
TOTAL COURTS OF RECORD:	55	0
COUNTY TOTAL:	55	0
BLACKFORD		
PROBATION	53	0
TOTAL COURTS OF RECORD:	53	0
COUNTY TOTAL:	53	0
BOONE		
PROBATION	298	0
TOTAL COURTS OF RECORD:	298	0
COUNTY TOTAL:	298	0
BROWN		
PROBATION	77	0
TOTAL COURTS OF RECORD:	77	0
COUNTY TOTAL:	77	0
CARROLL		
PROBATION	63	0
TOTAL COURTS OF RECORD:	63	0
COUNTY TOTAL:	63	0
CASS		
ADULT PROBATION	170	0
TOTAL COURTS OF RECORD:	170	0
COUNTY TOTAL:	170	0
CLARK		
PROBATION	555	0
TOTAL COURTS OF RECORD:	555	0
CLARKSVILLE TOWN PROBATION	111	0
TOTAL CITY & TOWN:	111	0
COUNTY TOTAL:	666	0

CONVICTED OF SUBSTANCE OR SEX OFFENSE IN 2016
MISDEMEANOR SUPERVISIONS

	SUBSTANCE OFFENSE	SEX OFFENSE
CLAY		
PROBATION	110	0
TOTAL COURTS OF RECORD:	110	0
COUNTY TOTAL:	110	0
CLINTON		
PROBATION	155	53
TOTAL COURTS OF RECORD:	155	53
COUNTY TOTAL:	155	53
CRAWFORD		
PROBATION	59	0
TOTAL COURTS OF RECORD:	59	0
COUNTY TOTAL:	59	0
DAVISS		
PROBATION	56	0
TOTAL COURTS OF RECORD:	56	0
COUNTY TOTAL:	56	0
DEARBORN		
PROBATION	247	0
TOTAL COURTS OF RECORD:	247	0
COUNTY TOTAL:	247	0
DECATUR		
ADULT PROBATION	104	0
TOTAL COURTS OF RECORD:	104	0
COUNTY TOTAL:	104	0
DEKALB		
PROBATION	193	0
TOTAL COURTS OF RECORD:	193	0
COUNTY TOTAL:	193	0
DELAWARE		
ADULT PROBATION	55	1
TOTAL COURTS OF RECORD:	55	1
MUNCIE CITY PROBATION	449	2
TOTAL CITY & TOWN:	449	2
COUNTY TOTAL:	504	3
DUBOIS		
PROBATION	166	63
TOTAL COURTS OF RECORD:	166	63
COUNTY TOTAL:	166	63

CONVICTED OF SUBSTANCE OR SEX OFFENSE IN 2016
MISDEMEANOR SUPERVISIONS

	SUBSTANCE OFFENSE	SEX OFFENSE
ELKHART		
PROBATION	319	0
TOTAL COURTS OF RECORD:	319	0
ELKHART CITY PROBATION	275	0
GOSHEN CITY PROBATION	205	0
TOTAL CITY & TOWN:	480	0
COUNTY TOTAL:	799	0
FAYETTE		
PROBATION	116	0
TOTAL COURTS OF RECORD:	116	0
COUNTY TOTAL:	116	0
FLOYD		
PROBATION	300	4
TOTAL COURTS OF RECORD:	300	4
COUNTY TOTAL:	300	4
FOUNTAIN		
PROBATION	3	0
TOTAL COURTS OF RECORD:	3	0
ATTICA CITY PROBATION	23	0
TOTAL CITY & TOWN:	23	0
COUNTY TOTAL:	26	0
FRANKLIN		
PROBATION	124	0
TOTAL COURTS OF RECORD:	124	0
COUNTY TOTAL:	124	0
FULTON		
PROBATION	122	0
TOTAL COURTS OF RECORD:	122	0
COUNTY TOTAL:	122	0
GIBSON		
PROBATION	232	0
TOTAL COURTS OF RECORD:	232	0
COUNTY TOTAL:	232	0
GRANT		
PROBATION	200	0
TOTAL COURTS OF RECORD:	200	0
GAS CITY PROBATION	127	0
MARION CITY PROBATION	106	0
TOTAL CITY & TOWN:	233	0
COUNTY TOTAL:	433	0
GREENE		
PROBATION	142	0
TOTAL COURTS OF RECORD:	142	0
COUNTY TOTAL:	142	0

CONVICTED OF SUBSTANCE OR SEX OFFENSE IN 2016
MISDEMEANOR SUPERVISIONS

	SUBSTANCE OFFENSE	SEX OFFENSE
HAMILTON		
PROBATION	1,291	0
TOTAL COURTS OF RECORD:	1,291	0
COUNTY TOTAL:	1,291	0
HANCOCK		
PROBATION	295	0
TOTAL COURTS OF RECORD:	295	0
COUNTY TOTAL:	295	0
HARRISON		
ADULT PROBATION	122	1
TOTAL COURTS OF RECORD:	122	1
COUNTY TOTAL:	122	1
HENDRICKS		
PROBATION	378	0
TOTAL COURTS OF RECORD:	378	0
PLAINFIELD TOWN PROBATION	25	0
TOTAL CITY & TOWN:	25	0
COUNTY TOTAL:	403	0
HENRY		
PROBATION	38	0
TOTAL COURTS OF RECORD:	38	0
COUNTY TOTAL:	38	0
HOWARD		
PROBATION	492	3
TOTAL COURTS OF RECORD:	492	3
COUNTY TOTAL:	492	3
HUNTINGTON		
PROBATION	29	0
TOTAL COURTS OF RECORD:	29	0
COUNTY TOTAL:	29	0
JACKSON		
PROBATION	166	0
TOTAL COURTS OF RECORD:	166	0
COUNTY TOTAL:	166	0
JASPER		
PROBATION	78	0
TOTAL COURTS OF RECORD:	78	0
COUNTY TOTAL:	78	0
JAY		
PROBATION	0	0
TOTAL COURTS OF RECORD:	0	0
COUNTY TOTAL:	0	0

CONVICTED OF SUBSTANCE OR SEX OFFENSE IN 2016
MISDEMEANOR SUPERVISIONS

	SUBSTANCE OFFENSE	SEX OFFENSE
JEFFERSON		
PROBATION	51	0
TOTAL COURTS OF RECORD:	51	0
COUNTY TOTAL:	51	0
JENNINGS		
PROBATION	89	0
TOTAL COURTS OF RECORD:	89	0
COUNTY TOTAL:	89	0
JOHNSON		
PROBATION	171	2
TOTAL COURTS OF RECORD:	171	2
GREENWOOD CITY PROBATION	508	0
TOTAL CITY & TOWN:	508	0
COUNTY TOTAL:	679	2
KNOX		
PROBATION	278	0
TOTAL COURTS OF RECORD:	278	0
COUNTY TOTAL:	278	0
KOSCIUSKO		
PROBATION	0	0
TOTAL COURTS OF RECORD:	0	0
COUNTY TOTAL:	0	0
LAGRANGE		
PROBATION	160	0
TOTAL COURTS OF RECORD:	160	0
COUNTY TOTAL:	160	0
LAKE		
ADULT PROBATION	1,071	16
TOTAL COURTS OF RECORD:	1,071	16
CROWN PT. CITY PROBATION	23	0
E. CHICAGO CITY PROBATION	179	0
GARY CITY PROBATION	86	0
HAMMOND CITY PROBATION	248	0
HOBART CITY PROBATION	17	0
LOWELL TOWN PROBATION	0	0
MERRILLVILLE TOWN PROBATION	44	0
SCHERERVILLE TOWN PROBATION	77	0
WHITING CITY PROBATION	13	0
TOTAL CITY & TOWN:	687	0
COUNTY TOTAL:	1,758	16
LAPORTE		
ADULT PROBATION	431	1
TOTAL COURTS OF RECORD:	431	1
COUNTY TOTAL:	431	1

CONVICTED OF SUBSTANCE OR SEX OFFENSE IN 2016
MISDEMEANOR SUPERVISIONS

	SUBSTANCE OFFENSE	SEX OFFENSE
LAWRENCE		
PROBATION	51	2
TOTAL COURTS OF RECORD:	51	2
COUNTY TOTAL:	51	2
MADISON		
ADULT PROBATION	163	0
TOTAL COURTS OF RECORD:	163	0
ANDERSON CITY PROBATION	206	0
ELWOOD CITY PROBATION	108	0
TOTAL CITY & TOWN:	314	0
COUNTY TOTAL:	477	0
MARION		
PROBATION	0	0
TOTAL COURTS OF RECORD:	0	0
COUNTY TOTAL:	0	0
MARSHALL		
PROBATION	0	0
TOTAL COURTS OF RECORD:	0	0
COUNTY TOTAL:	0	0
MARTIN		
PROBATION	39	0
TOTAL COURTS OF RECORD:	39	0
COUNTY TOTAL:	39	0
MIAMI		
PROBATION	125	0
TOTAL COURTS OF RECORD:	125	0
COUNTY TOTAL:	125	0
MONROE		
PROBATION	482	4
TOTAL COURTS OF RECORD:	482	4
COUNTY TOTAL:	482	4
MONTGOMERY		
PROBATION	212	0
TOTAL COURTS OF RECORD:	212	0
COUNTY TOTAL:	212	0
MORGAN		
PROBATION	264	0
TOTAL COURTS OF RECORD:	264	0
COUNTY TOTAL:	264	0
NEWTON		
PROBATION	54	0
TOTAL COURTS OF RECORD:	54	0
COUNTY TOTAL:	54	0

CONVICTED OF SUBSTANCE OR SEX OFFENSE IN 2016
MISDEMEANOR SUPERVISIONS

	SUBSTANCE OFFENSE	SEX OFFENSE
NOBLE		
PROBATION	203	0
TOTAL COURTS OF RECORD:	203	0
COUNTY TOTAL:	203	0
OHIO		
PROBATION	31	1
TOTAL COURTS OF RECORD:	31	1
COUNTY TOTAL:	31	1
ORANGE		
PROBATION	10	0
TOTAL COURTS OF RECORD:	10	0
COUNTY TOTAL:	10	0
OWEN		
PROBATION	140	0
TOTAL COURTS OF RECORD:	140	0
COUNTY TOTAL:	140	0
PARKE		
PROBATION	157	0
TOTAL COURTS OF RECORD:	157	0
COUNTY TOTAL:	157	0
PERRY		
PROBATION	51	0
TOTAL COURTS OF RECORD:	51	0
COUNTY TOTAL:	51	0
PIKE		
PROBATION	59	0
TOTAL COURTS OF RECORD:	59	0
COUNTY TOTAL:	59	0
PORTER		
ADULT PROBATION	917	0
TOTAL COURTS OF RECORD:	917	0
COUNTY TOTAL:	917	0
POSEY		
PROBATION	125	0
TOTAL COURTS OF RECORD:	125	0
COUNTY TOTAL:	125	0
PULASKI		
PROBATION	31	0
TOTAL COURTS OF RECORD:	31	0
COUNTY TOTAL:	31	0

CONVICTED OF SUBSTANCE OR SEX OFFENSE IN 2016
MISDEMEANOR SUPERVISIONS

	SUBSTANCE OFFENSE	SEX OFFENSE
PUTNAM		
ADULT PROBATION	176	0
TOTAL COURTS OF RECORD:	176	0
COUNTY TOTAL:	176	0
RANDOLPH		
PROBATION	45	0
TOTAL COURTS OF RECORD:	45	0
COUNTY TOTAL:	45	0
RIPLEY		
PROBATION	122	1
TOTAL COURTS OF RECORD:	122	1
COUNTY TOTAL:	122	1
RUSH		
PROBATION	23	0
PROBATION	62	0
TOTAL COURTS OF RECORD:	85	0
COUNTY TOTAL:	85	0
ST. JOSEPH		
ADULT PROBATION	564	1
TOTAL COURTS OF RECORD:	564	1
COUNTY TOTAL:	564	1
SCOTT		
PROBATION	92	0
TOTAL COURTS OF RECORD:	92	0
COUNTY TOTAL:	92	0
SHELBY		
PROBATION	172	0
TOTAL COURTS OF RECORD:	172	0
COUNTY TOTAL:	172	0
SPENCER		
PROBATION	76	0
TOTAL COURTS OF RECORD:	76	0
COUNTY TOTAL:	76	0
STARKE		
PROBATION	2	0
TOTAL COURTS OF RECORD:	2	0
COUNTY TOTAL:	2	0
STEUBEN		
PROBATION	116	0
TOTAL COURTS OF RECORD:	116	0
COUNTY TOTAL:	116	0

CONVICTED OF SUBSTANCE OR SEX OFFENSE IN 2016
MISDEMEANOR SUPERVISIONS

	SUBSTANCE OFFENSE	SEX OFFENSE
SULLIVAN		
PROBATION	11	0
TOTAL COURTS OF RECORD:	11	0
COUNTY TOTAL:	11	0
SWITZERLAND		
PROBATION	38	0
TOTAL COURTS OF RECORD:	38	0
COUNTY TOTAL:	38	0
TIPPECANOE		
PROBATION	113	2
TOTAL COURTS OF RECORD:	113	2
COUNTY TOTAL:	113	2
TIPTON		
PROBATION	88	0
TOTAL COURTS OF RECORD:	88	0
COUNTY TOTAL:	88	0
UNION		
PROBATION	7	0
TOTAL COURTS OF RECORD:	7	0
COUNTY TOTAL:	7	0
VANDEBURGH		
PROBATION	338	2
TOTAL COURTS OF RECORD:	338	2
COUNTY TOTAL:	338	2
VERMILLION		
PROBATION	0	0
TOTAL COURTS OF RECORD:	0	0
COUNTY TOTAL:	0	0
VIGO		
ADULT PROBATION	181	0
TOTAL COURTS OF RECORD:	181	0
COUNTY TOTAL:	181	0
WABASH		
PROBATION	298	6
TOTAL COURTS OF RECORD:	298	6
COUNTY TOTAL:	298	6
WARREN		
PROBATION	29	0
TOTAL COURTS OF RECORD:	29	0
COUNTY TOTAL:	29	0

CONVICTED OF SUBSTANCE OR SEX OFFENSE IN 2016
MISDEMEANOR SUPERVISIONS

	SUBSTANCE OFFENSE	SEX OFFENSE
WARRICK		
PROBATION	184	0
TOTAL COURTS OF RECORD:	184	0
COUNTY TOTAL:	184	0
WASHINGTON		
PROBATION	19	0
TOTAL COURTS OF RECORD:	19	0
COUNTY TOTAL:	19	0
WAYNE		
PROBATION	169	0
TOTAL COURTS OF RECORD:	169	0
COUNTY TOTAL:	169	0
WELLS		
PROBATION	116	0
TOTAL COURTS OF RECORD:	116	0
COUNTY TOTAL:	116	0
WHITE		
PROBATION	224	0
TOTAL COURTS OF RECORD:	224	0
COUNTY TOTAL:	224	0
WHITLEY		
PROBATION	164	11
TOTAL COURTS OF RECORD:	164	11
COUNTY TOTAL:	164	11
STATE TOTALS		
GRAND TOTAL CIRCUIT, SUPERIOR & PROBATE:	15,943	174
GRAND TOTAL CITY & TOWN:	2,830	2
GRAND TOTAL:	18,773	176

PRESENTENCE INVESTIGATIONS
MISDEMEANOR

PRESENTENCE

ADAMS	
PROBATION	0
TOTAL COURTS OF RECORD:	0
COUNTY TOTAL:	0
ALLEN	
ADULT PROBATION	0
TOTAL COURTS OF RECORD:	0
COUNTY TOTAL:	0
BARTHOLOMEW	
PROBATION	0
TOTAL COURTS OF RECORD:	0
COUNTY TOTAL:	0
BENTON	
PROBATION	0
TOTAL COURTS OF RECORD:	0
COUNTY TOTAL:	0
BLACKFORD	
PROBATION	0
TOTAL COURTS OF RECORD:	0
COUNTY TOTAL:	0
BOONE	
PROBATION	0
TOTAL COURTS OF RECORD:	0
COUNTY TOTAL:	0
BROWN	
PROBATION	0
TOTAL COURTS OF RECORD:	0
COUNTY TOTAL:	0
CARROLL	
PROBATION	1
TOTAL COURTS OF RECORD:	1
COUNTY TOTAL:	1
CASS	
ADULT PROBATION	0
TOTAL COURTS OF RECORD:	0
COUNTY TOTAL:	0
CLARK	
PROBATION	0
TOTAL COURTS OF RECORD:	0
CLARKSVILLE TOWN PROBATION	0
TOTAL CITY & TOWN:	0
COUNTY TOTAL:	0

PRESENTENCE INVESTIGATIONS
MISDEMEANOR

PRESENTENCE

CLAY	
PROBATION	0
TOTAL COURTS OF RECORD:	0
COUNTY TOTAL:	0
CLINTON	
PROBATION	2
TOTAL COURTS OF RECORD:	2
COUNTY TOTAL:	2
CRAWFORD	
PROBATION	14
TOTAL COURTS OF RECORD:	14
COUNTY TOTAL:	14
DAVIESS	
PROBATION	0
TOTAL COURTS OF RECORD:	0
COUNTY TOTAL:	0
DEARBORN	
PROBATION	60
TOTAL COURTS OF RECORD:	60
COUNTY TOTAL:	60
DECATUR	
ADULT PROBATION	0
TOTAL COURTS OF RECORD:	0
COUNTY TOTAL:	0
DEKALB	
PROBATION	95
TOTAL COURTS OF RECORD:	95
COUNTY TOTAL:	95
DELAWARE	
ADULT PROBATION	0
TOTAL COURTS OF RECORD:	0
MUNCIE CITY PROBATION	43
TOTAL CITY & TOWN:	43
COUNTY TOTAL:	43
DUBOIS	
PROBATION	0
TOTAL COURTS OF RECORD:	0
COUNTY TOTAL:	0

PRESENTENCE INVESTIGATIONS
MISDEMEANOR

PRESENTENCE

ELKHART	
PROBATION	117
TOTAL COURTS OF RECORD:	117
ELKHART CITY PROBATION	0
GOSHEN CITY PROBATION	0
TOTAL CITY & TOWN:	0
COUNTY TOTAL:	117
FAYETTE	
PROBATION	83
TOTAL COURTS OF RECORD:	83
COUNTY TOTAL:	83
FLOYD	
PROBATION	84
TOTAL COURTS OF RECORD:	84
COUNTY TOTAL:	84
FOUNTAIN	
PROBATION	22
TOTAL COURTS OF RECORD:	22
ATTICA CITY PROBATION	0
TOTAL CITY & TOWN:	0
COUNTY TOTAL:	22
FRANKLIN	
PROBATION	0
TOTAL COURTS OF RECORD:	0
COUNTY TOTAL:	0
FULTON	
PROBATION	22
TOTAL COURTS OF RECORD:	22
COUNTY TOTAL:	22
GIBSON	
PROBATION	20
TOTAL COURTS OF RECORD:	20
COUNTY TOTAL:	20
GRANT	
PROBATION	0
TOTAL COURTS OF RECORD:	0
GAS CITY PROBATION	0
MARION CITY PROBATION	0
TOTAL CITY & TOWN:	0
COUNTY TOTAL:	0
GREENE	
PROBATION	0
TOTAL COURTS OF RECORD:	0
COUNTY TOTAL:	0

PRESENTENCE INVESTIGATIONS
MISDEMEANOR

PRESENTENCE

HAMILTON	
PROBATION	0
TOTAL COURTS OF RECORD:	0
COUNTY TOTAL:	0
HANCOCK	
PROBATION	110
TOTAL COURTS OF RECORD:	110
COUNTY TOTAL:	110
HARRISON	
ADULT PROBATION	41
TOTAL COURTS OF RECORD:	41
COUNTY TOTAL:	41
HENDRICKS	
PROBATION	0
TOTAL COURTS OF RECORD:	0
PLAINFIELD TOWN PROBATION	0
TOTAL CITY & TOWN:	0
COUNTY TOTAL:	0
HENRY	
PROBATION	160
TOTAL COURTS OF RECORD:	160
COUNTY TOTAL:	160
HOWARD	
PROBATION	592
TOTAL COURTS OF RECORD:	592
COUNTY TOTAL:	592
HUNTINGTON	
PROBATION	0
TOTAL COURTS OF RECORD:	0
COUNTY TOTAL:	0
JACKSON	
PROBATION	0
TOTAL COURTS OF RECORD:	0
COUNTY TOTAL:	0
JASPER	
PROBATION	80
TOTAL COURTS OF RECORD:	80
COUNTY TOTAL:	80
JAY	
PROBATION	2
TOTAL COURTS OF RECORD:	2
COUNTY TOTAL:	2

PRESENTENCE INVESTIGATIONS
MISDEMEANOR

PRESENTENCE

JEFFERSON	
PROBATION	0
TOTAL COURTS OF RECORD:	0
COUNTY TOTAL:	0
JENNINGS	
PROBATION	0
TOTAL COURTS OF RECORD:	0
COUNTY TOTAL:	0
JOHNSON	
PROBATION	0
TOTAL COURTS OF RECORD:	0
GREENWOOD CITY PROBATION	0
TOTAL CITY & TOWN:	0
COUNTY TOTAL:	0
KNOX	
PROBATION	0
TOTAL COURTS OF RECORD:	0
COUNTY TOTAL:	0
KOSCIUSKO	
PROBATION	0
TOTAL COURTS OF RECORD:	0
COUNTY TOTAL:	0
LAGRANGE	
PROBATION	0
TOTAL COURTS OF RECORD:	0
COUNTY TOTAL:	0
LAKE	
ADULT PROBATION	315
TOTAL COURTS OF RECORD:	315
CROWN PT. CITY PROBATION	0
E. CHICAGO CITY PROBATION	0
GARY CITY PROBATION	15
HAMMOND CITY PROBATION	0
HOBART CITY PROBATION	10
LOWELL TOWN PROBATION	0
MERRILLVILLE TOWN PROBATION	0
SCHERERVILLE TOWN PROBATION	0
WHITING CITY PROBATION	0
TOTAL CITY & TOWN:	25
COUNTY TOTAL:	340
LAPORTE	
ADULT PROBATION	56
TOTAL COURTS OF RECORD:	56
COUNTY TOTAL:	56

PRESENTENCE INVESTIGATIONS
MISDEMEANOR

PRESENTENCE

LAWRENCE	
PROBATION	3
TOTAL COURTS OF RECORD:	3
COUNTY TOTAL:	3
MADISON	
ADULT PROBATION	0
TOTAL COURTS OF RECORD:	0
ANDERSON CITY PROBATION	0
ELWOOD CITY PROBATION	0
TOTAL CITY & TOWN:	0
COUNTY TOTAL:	0
MARION	
PROBATION	0
TOTAL COURTS OF RECORD:	0
COUNTY TOTAL:	0
MARSHALL	
PROBATION	0
TOTAL COURTS OF RECORD:	0
COUNTY TOTAL:	0
MARTIN	
PROBATION	0
TOTAL COURTS OF RECORD:	0
COUNTY TOTAL:	0
MIAMI	
PROBATION	2
TOTAL COURTS OF RECORD:	2
COUNTY TOTAL:	2
MONROE	
PROBATION	0
TOTAL COURTS OF RECORD:	0
COUNTY TOTAL:	0
MONTGOMERY	
PROBATION	75
TOTAL COURTS OF RECORD:	75
COUNTY TOTAL:	75
MORGAN	
PROBATION	0
TOTAL COURTS OF RECORD:	0
COUNTY TOTAL:	0
NEWTON	
PROBATION	0
TOTAL COURTS OF RECORD:	0
COUNTY TOTAL:	0

PRESENTENCE INVESTIGATIONS
MISDEMEANOR

PRESENTENCE

NOBLE		
PROBATION		0
TOTAL COURTS OF RECORD:		0
COUNTY TOTAL:		0
OHIO		
PROBATION		24
TOTAL COURTS OF RECORD:		24
COUNTY TOTAL:		24
ORANGE		
PROBATION		0
TOTAL COURTS OF RECORD:		0
COUNTY TOTAL:		0
OWEN		
PROBATION		0
TOTAL COURTS OF RECORD:		0
COUNTY TOTAL:		0
PARKE		
PROBATION		0
TOTAL COURTS OF RECORD:		0
COUNTY TOTAL:		0
PERRY		
PROBATION		14
TOTAL COURTS OF RECORD:		14
COUNTY TOTAL:		14
PIKE		
PROBATION		4
TOTAL COURTS OF RECORD:		4
COUNTY TOTAL:		4
PORTER		
ADULT PROBATION		0
TOTAL COURTS OF RECORD:		0
COUNTY TOTAL:		0
POSEY		
PROBATION		0
TOTAL COURTS OF RECORD:		0
COUNTY TOTAL:		0
PULASKI		
PROBATION		11
TOTAL COURTS OF RECORD:		11
COUNTY TOTAL:		11
PUTNAM		
ADULT PROBATION		0
TOTAL COURTS OF RECORD:		0
COUNTY TOTAL:		0

PRESENTENCE INVESTIGATIONS
MISDEMEANOR

PRESENTENCE

RANDOLPH		
PROBATION		0
TOTAL COURTS OF RECORD:		0
COUNTY TOTAL:		0
RIPLEY		
PROBATION		0
TOTAL COURTS OF RECORD:		0
COUNTY TOTAL:		0
RUSH		
PROBATION		33
PROBATION		63
TOTAL COURTS OF RECORD:		96
COUNTY TOTAL:		96
ST. JOSEPH		
ADULT PROBATION		0
TOTAL COURTS OF RECORD:		0
COUNTY TOTAL:		0
SCOTT		
PROBATION		0
TOTAL COURTS OF RECORD:		0
COUNTY TOTAL:		0
SHELBY		
PROBATION		0
TOTAL COURTS OF RECORD:		0
COUNTY TOTAL:		0
SPENCER		
PROBATION		0
TOTAL COURTS OF RECORD:		0
COUNTY TOTAL:		0
STARKE		
PROBATION		0
TOTAL COURTS OF RECORD:		0
COUNTY TOTAL:		0
STEUBEN		
PROBATION		0
TOTAL COURTS OF RECORD:		0
COUNTY TOTAL:		0
SULLIVAN		
PROBATION		7
TOTAL COURTS OF RECORD:		7
COUNTY TOTAL:		7

PRESENTENCE INVESTIGATIONS
MISDEMEANOR

PRESENTENCE

SWITZERLAND		
PROBATION		0
TOTAL COURTS OF RECORD:		0
COUNTY TOTAL:		0
TIPPECANOE		
PROBATION		0
TOTAL COURTS OF RECORD:		0
COUNTY TOTAL:		0
TIPTON		
PROBATION		0
TOTAL COURTS OF RECORD:		0
COUNTY TOTAL:		0
UNION		
PROBATION		0
TOTAL COURTS OF RECORD:		0
COUNTY TOTAL:		0
VANDERBURGH		
PROBATION		0
TOTAL COURTS OF RECORD:		0
COUNTY TOTAL:		0
VERMILLION		
PROBATION		7
TOTAL COURTS OF RECORD:		7
COUNTY TOTAL:		7
VIGO		
ADULT PROBATION		5
TOTAL COURTS OF RECORD:		5
COUNTY TOTAL:		5
WABASH		
PROBATION		136
TOTAL COURTS OF RECORD:		136
COUNTY TOTAL:		136
WARREN		
PROBATION		0
TOTAL COURTS OF RECORD:		0
COUNTY TOTAL:		0
WARRICK		
PROBATION		0
TOTAL COURTS OF RECORD:		0
COUNTY TOTAL:		0
WASHINGTON		
PROBATION		0
TOTAL COURTS OF RECORD:		0
COUNTY TOTAL:		0

PRESENTENCE INVESTIGATIONS
MISDEMEANOR

PRESENTENCE

WAYNE	
PROBATION	148
TOTAL COURTS OF RECORD:	148
COUNTY TOTAL:	148
WELLS	
PROBATION	3
TOTAL COURTS OF RECORD:	3
COUNTY TOTAL:	3
WHITE	
PROBATION	0
TOTAL COURTS OF RECORD:	0
COUNTY TOTAL:	0
WHITLEY	
PROBATION	42
TOTAL COURTS OF RECORD:	42
COUNTY TOTAL:	42
STATE TOTALS	
GRAND TOTAL CIRCUIT, SUPERIOR & PROBATE:	2,453
GRAND TOTAL CITY & TOWN:	68
GRAND TOTAL:	2,521

JUVENILE PROBATION
REFERRALS PENDING 01/01/2016

	NON-STATUS DELINQ	STATUS DELINQ	OTHER	TOTAL
ADAMS				
PROBATION	7	11	0	18
COUNTY TOTAL:	7	11	0	18
ALLEN				
JUVENILE PROBATION	33	85	0	118
COUNTY TOTAL:	33	85	0	118
BARTHOLOMEW				
PROBATION	60	45	0	105
COUNTY TOTAL:	60	45	0	105
BENTON				
PROBATION	29	4	0	33
COUNTY TOTAL:	29	4	0	33
BLACKFORD				
PROBATION	1	3	0	4
COUNTY TOTAL:	1	3	0	4
BOONE				
PROBATION	269	121	0	390
COUNTY TOTAL:	269	121	0	390
BROWN				
PROBATION	7	5	0	12
COUNTY TOTAL:	7	5	0	12
CARROLL				
PROBATION	0	0	0	0
COUNTY TOTAL:	0	0	0	0
CASS				
JUVENILE PROBATION	36	4	0	40
COUNTY TOTAL:	36	4	0	40
CLARK				
PROBATION	232	53	0	285
COUNTY TOTAL:	232	53	0	285
CLAY				
PROBATION	0	0	0	0
COUNTY TOTAL:	0	0	0	0
CLINTON				
PROBATION	64	16	0	80
COUNTY TOTAL:	64	16	0	80
CRAWFORD				
PROBATION	0	0	0	0
COUNTY TOTAL:	0	0	0	0
DAVISS				
PROBATION	12	2	0	14
COUNTY TOTAL:	12	2	0	14

JUVENILE PROBATION
REFERRALS PENDING 01/01/2016

	NON-STATUS DELINQ	STATUS DELINQ	OTHER	TOTAL
DEARBORN				
PROBATION	201	211	0	412
COUNTY TOTAL:	201	211	0	412
DECATUR				
JUVENILE PROBATION	6	7	0	13
COUNTY TOTAL:	6	7	0	13
DEKALB				
PROBATION	13	2	0	15
COUNTY TOTAL:	13	2	0	15
DELAWARE				
JUVENILE PROBATION	0	0	0	0
COUNTY TOTAL:	0	0	0	0
DUBOIS				
PROBATION	89	44	0	133
COUNTY TOTAL:	89	44	0	133
ELKHART				
JUVENILE PROBATION	107	0	0	107
COUNTY TOTAL:	107	0	0	107
FAYETTE				
PROBATION	18	9	0	27
COUNTY TOTAL:	18	9	0	27
FLOYD				
PROBATION	531	540	1	1,072
COUNTY TOTAL:	531	540	1	1,072
FOUNTAIN				
PROBATION	1	0	0	1
COUNTY TOTAL:	1	0	0	1
FRANKLIN				
PROBATION	0	0	0	0
COUNTY TOTAL:	0	0	0	0
FULTON				
PROBATION	0	0	0	0
COUNTY TOTAL:	0	0	0	0
GIBSON				
PROBATION	3	7	0	10
COUNTY TOTAL:	3	7	0	10
GRANT				
PROBATION	17	1	0	18
COUNTY TOTAL:	17	1	0	18
GREENE				
PROBATION	0	0	0	0
COUNTY TOTAL:	0	0	0	0

JUVENILE PROBATION
REFERRALS PENDING 01/01/2016

	NON-STATUS DELINQ	STATUS DELINQ	OTHER	TOTAL
HAMILTON				
PROBATION	25	5	0	30
COUNTY TOTAL:	25	5	0	30
HANCOCK				
PROBATION	393	239	1	633
COUNTY TOTAL:	393	239	1	633
HARRISON				
JUVENILE PROBATION	59	42	1	102
COUNTY TOTAL:	59	42	1	102
HENDRICKS				
PROBATION	94	27	0	121
COUNTY TOTAL:	94	27	0	121
HENRY				
PROBATION	0	0	0	0
COUNTY TOTAL:	0	0	0	0
HOWARD				
PROBATION	62	14	0	76
COUNTY TOTAL:	62	14	0	76
HUNTINGTON				
PROBATION	55	42	10	107
COUNTY TOTAL:	55	42	10	107
JACKSON				
PROBATION	12	3	0	15
COUNTY TOTAL:	12	3	0	15
JASPER				
PROBATION	14	16	0	30
COUNTY TOTAL:	14	16	0	30
JAY				
PROBATION	0	0	0	0
COUNTY TOTAL:	0	0	0	0
JEFFERSON				
PROBATION	159	86	0	245
COUNTY TOTAL:	159	86	0	245
JENNINGS				
PROBATION	9	2	0	11
COUNTY TOTAL:	9	2	0	11
JOHNSON				
PROBATION	58	17	0	75
COUNTY TOTAL:	58	17	0	75
KNOX				
PROBATION	9	5	2	16
COUNTY TOTAL:	9	5	2	16

JUVENILE PROBATION
REFERRALS PENDING 01/01/2016

	NON-STATUS DELINQ	STATUS DELINQ	OTHER	TOTAL
KOSCIUSKO				
PROBATION	213	40	2	255
COUNTY TOTAL:	213	40	2	255
LAGRANGE				
PROBATION	0	0	0	0
COUNTY TOTAL:	0	0	0	0
LAKE				
JUVENILE PROBATION	173	62	0	235
COUNTY TOTAL:	173	62	0	235
LAPORTE				
JUVENILE PROBATION	79	45	0	124
COUNTY TOTAL:	79	45	0	124
LAWRENCE				
PROBATION	39	26	0	65
COUNTY TOTAL:	39	26	0	65
MADISON				
JUVENILE PROBATION	42	30	0	72
COUNTY TOTAL:	42	30	0	72
MARION				
PROBATION	49	5	0	54
COUNTY TOTAL:	49	5	0	54
MARSHALL				
PROBATION	148	91	0	239
COUNTY TOTAL:	148	91	0	239
MARTIN				
PROBATION	0	0	0	0
COUNTY TOTAL:	0	0	0	0
MIAMI				
PROBATION	28	48	0	76
COUNTY TOTAL:	28	48	0	76
MONROE				
PROBATION	42	29	0	71
COUNTY TOTAL:	42	29	0	71
MONTGOMERY				
PROBATION	16	1	2	19
COUNTY TOTAL:	16	1	2	19
MORGAN				
PROBATION	41	13	0	54
COUNTY TOTAL:	41	13	0	54
NEWTON				
PROBATION	31	4	0	35
COUNTY TOTAL:	31	4	0	35

JUVENILE PROBATION
REFERRALS PENDING 01/01/2016

	NON-STATUS DELINQ	STATUS DELINQ	OTHER	TOTAL
NOBLE				
PROBATION	4	4	0	8
COUNTY TOTAL:	4	4	0	8
OHIO				
PROBATION	12	6	0	18
COUNTY TOTAL:	12	6	0	18
ORANGE				
PROBATION	2	0	0	2
COUNTY TOTAL:	2	0	0	2
OWEN				
PROBATION	0	0	0	0
COUNTY TOTAL:	0	0	0	0
PARKE				
PROBATION	12	0	0	12
COUNTY TOTAL:	12	0	0	12
PERRY				
PROBATION	65	23	0	88
COUNTY TOTAL:	65	23	0	88
PIKE				
PROBATION	22	7	0	29
COUNTY TOTAL:	22	7	0	29
PORTER				
JUVENILE PROBATION	61	45	0	106
COUNTY TOTAL:	61	45	0	106
POSEY				
PROBATION	3	1	0	4
COUNTY TOTAL:	3	1	0	4
PULASKI				
PROBATION	0	0	0	0
COUNTY TOTAL:	0	0	0	0
PUTNAM				
JUVENILE PROBATION	84	20	0	104
COUNTY TOTAL:	84	20	0	104
RANDOLPH				
PROBATION	13	3	0	16
COUNTY TOTAL:	13	3	0	16
RIPLEY				
PROBATION	25	25	0	50
COUNTY TOTAL:	25	25	0	50
RUSH				
PROBATION	5	2	0	7
COUNTY TOTAL:	5	2	0	7

JUVENILE PROBATION
REFERRALS PENDING 01/01/2016

	NON-STATUS DELINQ	STATUS DELINQ	OTHER	TOTAL
ST. JOSEPH				
JUVENILE PROBATION	323	114	0	437
COUNTY TOTAL:	323	114	0	437
SCOTT				
PROBATION	18	5	0	23
COUNTY TOTAL:	18	5	0	23
SHELBY				
PROBATION	23	128	0	151
COUNTY TOTAL:	23	128	0	151
SPENCER				
PROBATION	2	0	0	2
COUNTY TOTAL:	2	0	0	2
STARKE				
PROBATION	4	4	0	8
COUNTY TOTAL:	4	4	0	8
STEUBEN				
PROBATION	24	22	0	46
COUNTY TOTAL:	24	22	0	46
SULLIVAN				
PROBATION	0	0	0	0
COUNTY TOTAL:	0	0	0	0
SWITZERLAND				
PROBATION	0	0	0	0
COUNTY TOTAL:	0	0	0	0
TIPPECANOE				
PROBATION	735	319	0	1,054
COUNTY TOTAL:	735	319	0	1,054
TIPTON				
PROBATION	12	15	0	27
COUNTY TOTAL:	12	15	0	27
UNION				
PROBATION	1	1	0	2
COUNTY TOTAL:	1	1	0	2
VANDERBURGH				
PROBATION	97	23	0	120
COUNTY TOTAL:	97	23	0	120
VERMILLION				
PROBATION	21	11	0	32
COUNTY TOTAL:	21	11	0	32
VIGO				
JUVENILE PROBATION	0	0	0	0
COUNTY TOTAL:	0	0	0	0

JUVENILE PROBATION
REFERRALS PENDING 01/01/2016

	NON-STATUS DELINQ	STATUS DELINQ	OTHER	TOTAL
WABASH				
PROBATION	9	0	0	9
COUNTY TOTAL:	9	0	0	9
WARREN				
PROBATION	0	0	0	0
COUNTY TOTAL:	0	0	0	0
WARRICK				
PROBATION	6	11	0	17
COUNTY TOTAL:	6	11	0	17
WASHINGTON				
PROBATION	17	59	0	76
COUNTY TOTAL:	17	59	0	76
WAYNE				
PROBATION	65	20	0	85
COUNTY TOTAL:	65	20	0	85
WELLS				
PROBATION	0	0	0	0
COUNTY TOTAL:	0	0	0	0
WHITE				
PROBATION	0	0	0	0
COUNTY TOTAL:	0	0	0	0
WHITLEY				
PROBATION	0	3	0	3
COUNTY TOTAL:	0	3	0	3
STATE TOTALS				
GRAND TOTAL CIRCUIT, SUPERIOR & PROBATE:	5,251	2,933	19	8,203
GRAND TOTAL:	5,251	2,933	19	8,203

JUVENILE PROBATION
REFERRALS RECEIVED

	NON-STATUS DELINQ	STATUS DELINQ	OTHER	TOTAL
ADAMS				
PROBATION	121	22	0	143
COUNTY TOTAL:	121	22	0	143
ALLEN				
JUVENILE PROBATION	1,522	1,441	0	2,963
COUNTY TOTAL:	1,522	1,441	0	2,963
BARTHOLOMEW				
PROBATION	301	238	0	539
COUNTY TOTAL:	301	238	0	539
BENTON				
PROBATION	16	5	0	21
COUNTY TOTAL:	16	5	0	21
BLACKFORD				
PROBATION	52	40	0	92
COUNTY TOTAL:	52	40	0	92
BOONE				
PROBATION	107	49	0	156
COUNTY TOTAL:	107	49	0	156
BROWN				
PROBATION	62	33	0	95
COUNTY TOTAL:	62	33	0	95
CARROLL				
PROBATION	54	18	0	72
COUNTY TOTAL:	54	18	0	72
CASS				
JUVENILE PROBATION	186	79	0	265
COUNTY TOTAL:	186	79	0	265
CLARK				
PROBATION	476	152	0	628
COUNTY TOTAL:	476	152	0	628
CLAY				
PROBATION	89	12	0	101
COUNTY TOTAL:	89	12	0	101
CLINTON				
PROBATION	232	64	0	296
COUNTY TOTAL:	232	64	0	296
CRAWFORD				
PROBATION	2	19	0	21
COUNTY TOTAL:	2	19	0	21
DAVISS				
PROBATION	67	23	0	90
COUNTY TOTAL:	67	23	0	90

JUVENILE PROBATION
REFERRALS RECEIVED

	NON-STATUS DELINQ	STATUS DELINQ	OTHER	TOTAL
DEARBORN				
PROBATION	131	197	0	328
COUNTY TOTAL:	131	197	0	328
DECATUR				
JUVENILE PROBATION	76	39	0	115
COUNTY TOTAL:	76	39	0	115
DEKALB				
PROBATION	139	19	0	158
COUNTY TOTAL:	139	19	0	158
DELAWARE				
JUVENILE PROBATION	360	115	0	475
COUNTY TOTAL:	360	115	0	475
DUBOIS				
PROBATION	137	68	0	205
COUNTY TOTAL:	137	68	0	205
ELKHART				
JUVENILE PROBATION	745	219	0	964
COUNTY TOTAL:	745	219	0	964
FAYETTE				
PROBATION	76	36	0	112
COUNTY TOTAL:	76	36	0	112
FLOYD				
PROBATION	170	85	3	258
COUNTY TOTAL:	170	85	3	258
FOUNTAIN				
PROBATION	27	11	15	53
COUNTY TOTAL:	27	11	15	53
FRANKLIN				
PROBATION	60	198	0	258
COUNTY TOTAL:	60	198	0	258
FULTON				
PROBATION	56	10	0	66
COUNTY TOTAL:	56	10	0	66
GIBSON				
PROBATION	55	19	0	74
COUNTY TOTAL:	55	19	0	74
GRANT				
PROBATION	455	209	0	664
COUNTY TOTAL:	455	209	0	664
GREENE				
PROBATION	56	8	0	64
COUNTY TOTAL:	56	8	0	64

JUVENILE PROBATION
REFERRALS RECEIVED

	NON-STATUS DELINQ	STATUS DELINQ	OTHER	TOTAL
HAMILTON				
PROBATION	560	360	0	920
COUNTY TOTAL:	560	360	0	920
HANCOCK				
PROBATION	159	67	0	226
COUNTY TOTAL:	159	67	0	226
HARRISON				
JUVENILE PROBATION	34	36	5	75
COUNTY TOTAL:	34	36	5	75
HENDRICKS				
PROBATION	309	44	0	353
COUNTY TOTAL:	309	44	0	353
HENRY				
PROBATION	85	68	0	153
COUNTY TOTAL:	85	68	0	153
HOWARD				
PROBATION	378	244	0	622
COUNTY TOTAL:	378	244	0	622
HUNTINGTON				
PROBATION	55	17	0	72
COUNTY TOTAL:	55	17	0	72
JACKSON				
PROBATION	114	70	0	184
COUNTY TOTAL:	114	70	0	184
JASPER				
PROBATION	168	38	0	206
COUNTY TOTAL:	168	38	0	206
JAY				
PROBATION	56	3	0	59
COUNTY TOTAL:	56	3	0	59
JEFFERSON				
PROBATION	51	16	0	67
COUNTY TOTAL:	51	16	0	67
JENNINGS				
PROBATION	43	5	0	48
COUNTY TOTAL:	43	5	0	48
JOHNSON				
PROBATION	633	303	0	936
COUNTY TOTAL:	633	303	0	936
KNOX				
PROBATION	45	42	0	87
COUNTY TOTAL:	45	42	0	87

JUVENILE PROBATION
REFERRALS RECEIVED

	NON-STATUS DELINQ	STATUS DELINQ	OTHER	TOTAL
KOSCIUSKO				
PROBATION	210	95	0	305
COUNTY TOTAL:	210	95	0	305
LAGRANGE				
PROBATION	85	119	0	204
COUNTY TOTAL:	85	119	0	204
LAKE				
JUVENILE PROBATION	1,170	177	0	1,347
COUNTY TOTAL:	1,170	177	0	1,347
LAPORTE				
JUVENILE PROBATION	282	228	0	510
COUNTY TOTAL:	282	228	0	510
LAWRENCE				
PROBATION	94	56	0	150
COUNTY TOTAL:	94	56	0	150
MADISON				
JUVENILE PROBATION	534	281	0	815
COUNTY TOTAL:	534	281	0	815
MARION				
PROBATION	2,947	225	0	3,172
COUNTY TOTAL:	2,947	225	0	3,172
MARSHALL				
PROBATION	273	100	0	373
COUNTY TOTAL:	273	100	0	373
MARTIN				
PROBATION	18	19	0	37
COUNTY TOTAL:	18	19	0	37
MIAMI				
PROBATION	122	75	0	197
COUNTY TOTAL:	122	75	0	197
MONROE				
PROBATION	349	220	0	569
COUNTY TOTAL:	349	220	0	569
MONTGOMERY				
PROBATION	212	57	8	277
COUNTY TOTAL:	212	57	8	277
MORGAN				
PROBATION	131	47	0	178
COUNTY TOTAL:	131	47	0	178
NEWTON				
PROBATION	29	2	0	31
COUNTY TOTAL:	29	2	0	31

JUVENILE PROBATION
REFERRALS RECEIVED

	NON-STATUS DELINQ	STATUS DELINQ	OTHER	TOTAL
NOBLE				
PROBATION	169	77	0	246
COUNTY TOTAL:	169	77	0	246
OHIO				
PROBATION	11	8	0	19
COUNTY TOTAL:	11	8	0	19
ORANGE				
PROBATION	33	4	0	37
COUNTY TOTAL:	33	4	0	37
OWEN				
PROBATION	38	37	0	75
COUNTY TOTAL:	38	37	0	75
PARKE				
PROBATION	14	3	0	17
COUNTY TOTAL:	14	3	0	17
PERRY				
PROBATION	43	6	0	49
COUNTY TOTAL:	43	6	0	49
PIKE				
PROBATION	19	13	0	32
COUNTY TOTAL:	19	13	0	32
PORTER				
JUVENILE PROBATION	600	377	0	977
COUNTY TOTAL:	600	377	0	977
POSEY				
PROBATION	70	26	0	96
COUNTY TOTAL:	70	26	0	96
PULASKI				
PROBATION	34	24	0	58
COUNTY TOTAL:	34	24	0	58
PUTNAM				
JUVENILE PROBATION	23	5	0	28
COUNTY TOTAL:	23	5	0	28
RANDOLPH				
PROBATION	50	11	0	61
COUNTY TOTAL:	50	11	0	61
RIPLEY				
PROBATION	65	88	0	153
COUNTY TOTAL:	65	88	0	153
RUSH				
PROBATION	8	3	0	11
PROBATION	39	15	0	54
COUNTY TOTAL:	47	18	0	65

JUVENILE PROBATION
REFERRALS RECEIVED

	NON-STATUS DELINQ	STATUS DELINQ	OTHER	TOTAL
ST. JOSEPH				
JUVENILE PROBATION	1,290	637	0	1,927
COUNTY TOTAL:	1,290	637	0	1,927
SCOTT				
PROBATION	76	25	0	101
COUNTY TOTAL:	76	25	0	101
SHELBY				
PROBATION	191	107	0	298
COUNTY TOTAL:	191	107	0	298
SPENCER				
PROBATION	24	13	0	37
COUNTY TOTAL:	24	13	0	37
STARKE				
PROBATION	14	3	0	17
COUNTY TOTAL:	14	3	0	17
STEUBEN				
PROBATION	110	49	0	159
COUNTY TOTAL:	110	49	0	159
SULLIVAN				
PROBATION	24	22	0	46
COUNTY TOTAL:	24	22	0	46
SWITZERLAND				
PROBATION	12	0	0	12
COUNTY TOTAL:	12	0	0	12
TIPPECANOE				
PROBATION	984	539	0	1,523
COUNTY TOTAL:	984	539	0	1,523
TIPTON				
PROBATION	73	15	0	88
COUNTY TOTAL:	73	15	0	88
UNION				
PROBATION	28	4	0	32
COUNTY TOTAL:	28	4	0	32
VANDERBURGH				
PROBATION	744	232	3	979
COUNTY TOTAL:	744	232	3	979
VERMILLION				
PROBATION	31	17	0	48
COUNTY TOTAL:	31	17	0	48
VIGO				
JUVENILE PROBATION	260	162	0	422
COUNTY TOTAL:	260	162	0	422

JUVENILE PROBATION
REFERRALS RECEIVED

	NON-STATUS DELINQ	STATUS DELINQ	OTHER	TOTAL
WABASH				
PROBATION	136	51	0	187
COUNTY TOTAL:	136	51	0	187
WARREN				
PROBATION	5	1	0	6
COUNTY TOTAL:	5	1	0	6
WARRICK				
PROBATION	122	74	0	196
COUNTY TOTAL:	122	74	0	196
WASHINGTON				
PROBATION	26	18	0	44
COUNTY TOTAL:	26	18	0	44
WAYNE				
PROBATION	317	92	0	409
COUNTY TOTAL:	317	92	0	409
WELLS				
PROBATION	109	40	0	149
COUNTY TOTAL:	109	40	0	149
WHITE				
PROBATION	59	22	75	156
COUNTY TOTAL:	59	22	75	156
WHITLEY				
PROBATION	71	44	0	115
COUNTY TOTAL:	71	44	0	115
STATE TOTALS				
GRAND TOTAL CIRCUIT, SUPERIOR & PROBATE:	20,898	9,306	109	30,313
GRAND TOTAL:	20,898	9,306	109	30,313

JUVENILE PROBATION
REFERRALS DISPOSED

	NON-STATUS DELINQ	STATUS DELINQ	OTHER	TOTAL
ADAMS				
PROBATION	98	24	0	122
COUNTY TOTAL:	98	24	0	122
ALLEN				
JUVENILE PROBATION	1,508	1,500	0	3,008
COUNTY TOTAL:	1,508	1,500	0	3,008
BARTHOLOMEW				
PROBATION	346	275	0	621
COUNTY TOTAL:	346	275	0	621
BENTON				
PROBATION	28	7	0	35
COUNTY TOTAL:	28	7	0	35
BLACKFORD				
PROBATION	44	39	0	83
COUNTY TOTAL:	44	39	0	83
BOONE				
PROBATION	88	34	0	122
COUNTY TOTAL:	88	34	0	122
BROWN				
PROBATION	57	26	0	83
COUNTY TOTAL:	57	26	0	83
CARROLL				
PROBATION	54	18	0	72
COUNTY TOTAL:	54	18	0	72
CASS				
JUVENILE PROBATION	131	57	0	188
COUNTY TOTAL:	131	57	0	188
CLARK				
PROBATION	636	192	0	828
COUNTY TOTAL:	636	192	0	828
CLAY				
PROBATION	88	12	0	100
COUNTY TOTAL:	88	12	0	100
CLINTON				
PROBATION	180	56	0	236
COUNTY TOTAL:	180	56	0	236
CRAWFORD				
PROBATION	2	19	0	21
COUNTY TOTAL:	2	19	0	21
DAVISS				
PROBATION	75	23	0	98
COUNTY TOTAL:	75	23	0	98

JUVENILE PROBATION
REFERRALS DISPOSED

	NON-STATUS DELINQ	STATUS DELINQ	OTHER	TOTAL
DEARBORN				
PROBATION	251	82	0	333
COUNTY TOTAL:	251	82	0	333
DECATUR				
JUVENILE PROBATION	82	46	0	128
COUNTY TOTAL:	82	46	0	128
DEKALB				
PROBATION	144	20	0	164
COUNTY TOTAL:	144	20	0	164
DELAWARE				
JUVENILE PROBATION	278	88	0	366
COUNTY TOTAL:	278	88	0	366
DUBOIS				
PROBATION	132	73	0	205
COUNTY TOTAL:	132	73	0	205
ELKHART				
JUVENILE PROBATION	720	213	0	933
COUNTY TOTAL:	720	213	0	933
FAYETTE				
PROBATION	92	36	0	128
COUNTY TOTAL:	92	36	0	128
FLOYD				
PROBATION	551	491	0	1,042
COUNTY TOTAL:	551	491	0	1,042
FOUNTAIN				
PROBATION	21	7	15	43
COUNTY TOTAL:	21	7	15	43
FRANKLIN				
PROBATION	60	198	0	258
COUNTY TOTAL:	60	198	0	258
FULTON				
PROBATION	56	10	0	66
COUNTY TOTAL:	56	10	0	66
GIBSON				
PROBATION	38	2	0	40
COUNTY TOTAL:	38	2	0	40
GRANT				
PROBATION	452	179	0	631
COUNTY TOTAL:	452	179	0	631
GREENE				
PROBATION	54	8	0	62
COUNTY TOTAL:	54	8	0	62

JUVENILE PROBATION
REFERRALS DISPOSED

	NON-STATUS DELINQ	STATUS DELINQ	OTHER	TOTAL
HAMILTON				
PROBATION	559	353	0	912
COUNTY TOTAL:	559	353	0	912
HANCOCK				
PROBATION	137	46	1	184
COUNTY TOTAL:	137	46	1	184
HARRISON				
JUVENILE PROBATION	52	48	5	105
COUNTY TOTAL:	52	48	5	105
HENDRICKS				
PROBATION	205	36	0	241
COUNTY TOTAL:	205	36	0	241
HENRY				
PROBATION	59	35	0	94
COUNTY TOTAL:	59	35	0	94
HOWARD				
PROBATION	361	236	0	597
COUNTY TOTAL:	361	236	0	597
HUNTINGTON				
PROBATION	39	12	0	51
COUNTY TOTAL:	39	12	0	51
JACKSON				
PROBATION	119	64	0	183
COUNTY TOTAL:	119	64	0	183
JASPER				
PROBATION	166	49	0	215
COUNTY TOTAL:	166	49	0	215
JAY				
PROBATION	56	3	0	59
COUNTY TOTAL:	56	3	0	59
JEFFERSON				
PROBATION	43	12	0	55
COUNTY TOTAL:	43	12	0	55
JENNINGS				
PROBATION	52	6	0	58
COUNTY TOTAL:	52	6	0	58
JOHNSON				
PROBATION	634	293	0	927
COUNTY TOTAL:	634	293	0	927
KNOX				
PROBATION	45	42	0	87
COUNTY TOTAL:	45	42	0	87

JUVENILE PROBATION
REFERRALS DISPOSED

	NON-STATUS DELINQ	STATUS DELINQ	OTHER	TOTAL
KOSCIUSKO				
PROBATION	178	85	0	263
COUNTY TOTAL:	178	85	0	263
LAGRANGE				
PROBATION	81	114	0	195
COUNTY TOTAL:	81	114	0	195
LAKE				
JUVENILE PROBATION	1,164	163	0	1,327
COUNTY TOTAL:	1,164	163	0	1,327
LAPORTE				
JUVENILE PROBATION	269	213	0	482
COUNTY TOTAL:	269	213	0	482
LAWRENCE				
PROBATION	75	48	0	123
COUNTY TOTAL:	75	48	0	123
MADISON				
JUVENILE PROBATION	539	282	0	821
COUNTY TOTAL:	539	282	0	821
MARION				
PROBATION	2,923	222	0	3,145
COUNTY TOTAL:	2,923	222	0	3,145
MARSHALL				
PROBATION	179	61	0	240
COUNTY TOTAL:	179	61	0	240
MARTIN				
PROBATION	18	19	0	37
COUNTY TOTAL:	18	19	0	37
MIAMI				
PROBATION	109	60	0	169
COUNTY TOTAL:	109	60	0	169
MONROE				
PROBATION	359	222	0	581
COUNTY TOTAL:	359	222	0	581
MONTGOMERY				
PROBATION	180	53	6	239
COUNTY TOTAL:	180	53	6	239
MORGAN				
PROBATION	137	49	0	186
COUNTY TOTAL:	137	49	0	186
NEWTON				
PROBATION	45	6	0	51
COUNTY TOTAL:	45	6	0	51

JUVENILE PROBATION
REFERRALS DISPOSED

	NON-STATUS DELINQ	STATUS DELINQ	OTHER	TOTAL
NOBLE				
PROBATION	155	76	0	231
COUNTY TOTAL:	155	76	0	231
OHIO				
PROBATION	22	14	0	36
COUNTY TOTAL:	22	14	0	36
ORANGE				
PROBATION	18	4	0	22
COUNTY TOTAL:	18	4	0	22
OWEN				
PROBATION	35	35	0	70
COUNTY TOTAL:	35	35	0	70
PARKE				
PROBATION	26	3	0	29
COUNTY TOTAL:	26	3	0	29
PERRY				
PROBATION	21	5	0	26
COUNTY TOTAL:	21	5	0	26
PIKE				
PROBATION	33	7	0	40
COUNTY TOTAL:	33	7	0	40
PORTER				
JUVENILE PROBATION	603	329	0	932
COUNTY TOTAL:	603	329	0	932
POSEY				
PROBATION	66	24	0	90
COUNTY TOTAL:	66	24	0	90
PULASKI				
PROBATION	28	24	0	52
COUNTY TOTAL:	28	24	0	52
PUTNAM				
JUVENILE PROBATION	15	4	0	19
COUNTY TOTAL:	15	4	0	19
RANDOLPH				
PROBATION	55	14	0	69
COUNTY TOTAL:	55	14	0	69
RIPLEY				
PROBATION	69	97	0	166
COUNTY TOTAL:	69	97	0	166
RUSH				
PROBATION	4	1	0	5
PROBATION	14	1	0	15
COUNTY TOTAL:	18	2	0	20

JUVENILE PROBATION
REFERRALS DISPOSED

	NON-STATUS DELINQ	STATUS DELINQ	OTHER	TOTAL
ST. JOSEPH				
JUVENILE PROBATION	1,328	620	0	1,948
COUNTY TOTAL:	1,328	620	0	1,948
SCOTT				
PROBATION	94	9	0	103
COUNTY TOTAL:	94	9	0	103
SHELBY				
PROBATION	139	54	0	193
COUNTY TOTAL:	139	54	0	193
SPENCER				
PROBATION	23	12	0	35
COUNTY TOTAL:	23	12	0	35
STARKE				
PROBATION	18	7	0	25
COUNTY TOTAL:	18	7	0	25
STEUBEN				
PROBATION	108	45	0	153
COUNTY TOTAL:	108	45	0	153
SULLIVAN				
PROBATION	24	22	0	46
COUNTY TOTAL:	24	22	0	46
SWITZERLAND				
PROBATION	12	0	0	12
COUNTY TOTAL:	12	0	0	12
TIPPECANOE				
PROBATION	880	525	0	1,405
COUNTY TOTAL:	880	525	0	1,405
TIPTON				
PROBATION	52	13	0	65
COUNTY TOTAL:	52	13	0	65
UNION				
PROBATION	26	5	0	31
COUNTY TOTAL:	26	5	0	31
VANDERBURGH				
PROBATION	733	216	2	951
COUNTY TOTAL:	733	216	2	951
VERMILLION				
PROBATION	24	12	0	36
COUNTY TOTAL:	24	12	0	36
VIGO				
JUVENILE PROBATION	260	162	0	422
COUNTY TOTAL:	260	162	0	422

JUVENILE PROBATION
REFERRALS DISPOSED

	NON-STATUS DELINQ	STATUS DELINQ	OTHER	TOTAL
WABASH				
PROBATION	141	43	0	184
COUNTY TOTAL:	141	43	0	184
WARREN				
PROBATION	5	1	0	6
COUNTY TOTAL:	5	1	0	6
WARRICK				
PROBATION	112	63	0	175
COUNTY TOTAL:	112	63	0	175
WASHINGTON				
PROBATION	20	14	0	34
COUNTY TOTAL:	20	14	0	34
WAYNE				
PROBATION	354	100	0	454
COUNTY TOTAL:	354	100	0	454
WELLS				
PROBATION	109	40	0	149
COUNTY TOTAL:	109	40	0	149
WHITE				
PROBATION	59	22	75	156
COUNTY TOTAL:	59	22	75	156
WHITLEY				
PROBATION	69	46	0	115
COUNTY TOTAL:	69	46	0	115
STATE TOTALS				
GRAND TOTAL CIRCUIT, SUPERIOR & PROBATE:	20,803	9,236	104	30,143
GRAND TOTAL:	20,803	9,236	104	30,143

JUVENILE PROBATION
REFERRALS METHOD OF DISPOSITION

	FILE PETITION	FILE PETITION DUAL STATUS	DISMISS	ANOTHER AGENCY	INFORMAL ADJUSTMENT	INFORMAL ADJUSTMENT DUAL STATUS	WAIVER	OTHER	TOTAL
ADAMS									
PROBATION	77	0	21	0	24	0	0	0	122
COUNTY TOTAL:	77	0	21	0	24	0	0	0	122
ALLEN									
JUVENILE PROBATION	519	177	177	1,157	424	535	0	19	3,008
COUNTY TOTAL:	519	177	177	1,157	424	535	0	19	3,008
BARTHOLOMEW									
PROBATION	169	0	351	32	69	0	0	0	621
COUNTY TOTAL:	169	0	351	32	69	0	0	0	621
BENTON									
PROBATION	27	0	1	0	6	0	1	0	35
COUNTY TOTAL:	27	0	1	0	6	0	1	0	35
BLACKFORD									
PROBATION	5	0	53	5	19	0	1	0	83
COUNTY TOTAL:	5	0	53	5	19	0	1	0	83
BOONE									
PROBATION	65	23	0	0	8	23	0	3	122
COUNTY TOTAL:	65	23	0	0	8	23	0	3	122
BROWN									
PROBATION	10	30	6	1	12	12	7	5	83
COUNTY TOTAL:	10	30	6	1	12	12	7	5	83
CARROLL									
PROBATION	20	0	32	0	18	0	1	1	72
COUNTY TOTAL:	20	0	32	0	18	0	1	1	72
CASS									
JUVENILE PROBATION	34	0	59	7	63	0	1	24	188
COUNTY TOTAL:	34	0	59	7	63	0	1	24	188
CLARK									
PROBATION	359	4	158	36	1	0	0	270	828
COUNTY TOTAL:	359	4	158	36	1	0	0	270	828
CLAY									
PROBATION	62	0	2	0	36	0	0	0	100
COUNTY TOTAL:	62	0	2	0	36	0	0	0	100
CLINTON									
PROBATION	101	8	13	1	32	39	7	35	236
COUNTY TOTAL:	101	8	13	1	32	39	7	35	236
CRAWFORD									
PROBATION	13	0	0	0	8	0	0	0	21
COUNTY TOTAL:	13	0	0	0	8	0	0	0	21
DAVISS									
PROBATION	57	2	1	0	20	12	0	6	98
COUNTY TOTAL:	57	2	1	0	20	12	0	6	98

JUVENILE PROBATION
REFERRALS METHOD OF DISPOSITION

	FILE PETITION	FILE PETITION DUAL STATUS	DISMISS	ANOTHER AGENCY	INFORMAL ADJUSTMENT	INFORMAL ADJUSTMENT DUAL STATUS	WAIVER	OTHER	TOTAL
DEARBORN									
PROBATION	209	16	12	5	36	22	2	31	333
COUNTY TOTAL:	209	16	12	5	36	22	2	31	333
DECATUR									
JUVENILE PROBATION	69	11	11	5	30	2	0	0	128
COUNTY TOTAL:	69	11	11	5	30	2	0	0	128
DEKALB									
PROBATION	58	0	8	17	32	0	16	33	164
COUNTY TOTAL:	58	0	8	17	32	0	16	33	164
DELAWARE									
JUVENILE PROBATION	177	8	8	42	32	0	0	99	366
COUNTY TOTAL:	177	8	8	42	32	0	0	99	366
DUBOIS									
PROBATION	122	0	14	16	50	0	1	2	205
COUNTY TOTAL:	122	0	14	16	50	0	1	2	205
ELKHART									
JUVENILE PROBATION	441	32	124	64	266	3	3	0	933
COUNTY TOTAL:	441	32	124	64	266	3	3	0	933
FAYETTE									
PROBATION	32	0	14	10	30	0	0	42	128
COUNTY TOTAL:	32	0	14	10	30	0	0	42	128
FLOYD									
PROBATION	64	1	4	2	23	0	0	948	1,042
COUNTY TOTAL:	64	1	4	2	23	0	0	948	1,042
FOUNTAIN									
PROBATION	11	0	7	7	2	0	6	10	43
COUNTY TOTAL:	11	0	7	7	2	0	6	10	43
FRANKLIN									
PROBATION	4	0	26	9	193	0	5	21	258
COUNTY TOTAL:	4	0	26	9	193	0	5	21	258
FULTON									
PROBATION	30	0	8	7	21	0	0	0	66
COUNTY TOTAL:	30	0	8	7	21	0	0	0	66
GIBSON									
PROBATION	21	0	0	0	14	0	0	5	40
COUNTY TOTAL:	21	0	0	0	14	0	0	5	40
GRANT									
PROBATION	387	0	50	33	17	0	0	144	631
COUNTY TOTAL:	387	0	50	33	17	0	0	144	631
GREENE									
PROBATION	32	9	4	1	16	0	0	0	62
COUNTY TOTAL:	32	9	4	1	16	0	0	0	62
HAMILTON									
PROBATION	243	12	276	124	156	0	2	99	912

**JUVENILE PROBATION
REFERRALS METHOD OF DISPOSITION**

	FILE PETITION	FILE PETITION DUAL STATUS	DISMISS	ANOTHER AGENCY	INFORMAL ADJUSTMENT	INFORMAL ADJUSTMENT DUAL STATUS	WAIVER	OTHER	TOTAL
HAMILTON									
COUNTY TOTAL:	243	12	276	124	156	0	2	99	912
HANCOCK									
PROBATION	48	0	59	18	21	21	0	17	184
COUNTY TOTAL:	48	0	59	18	21	21	0	17	184
HARRISON									
JUVENILE PROBATION	37	1	2	1	64	0	0	0	105
COUNTY TOTAL:	37	1	2	1	64	0	0	0	105
HENDRICKS									
PROBATION	190	0	12	2	35	0	2	0	241
COUNTY TOTAL:	190	0	12	2	35	0	2	0	241
HENRY									
PROBATION	32	1	35	17	9	0	0	0	94
COUNTY TOTAL:	32	1	35	17	9	0	0	0	94
HOWARD									
PROBATION	95	1	126	7	39	2	0	327	597
COUNTY TOTAL:	95	1	126	7	39	2	0	327	597
HUNTINGTON									
PROBATION	16	0	6	15	10	0	4	0	51
COUNTY TOTAL:	16	0	6	15	10	0	4	0	51
JACKSON									
PROBATION	71	0	9	22	14	0	0	67	183
COUNTY TOTAL:	71	0	9	22	14	0	0	67	183
JASPER									
PROBATION	73	3	22	5	23	7	0	82	215
COUNTY TOTAL:	73	3	22	5	23	7	0	82	215
JAY									
PROBATION	19	0	9	1	0	1	0	29	59
COUNTY TOTAL:	19	0	9	1	0	1	0	29	59
JEFFERSON									
PROBATION	20	8	7	0	11	9	0	0	55
COUNTY TOTAL:	20	8	7	0	11	9	0	0	55
JENNINGS									
PROBATION	11	6	7	2	17	15	0	0	58
COUNTY TOTAL:	11	6	7	2	17	15	0	0	58
JOHNSON									
PROBATION	272	24	81	22	312	0	0	216	927
COUNTY TOTAL:	272	24	81	22	312	0	0	216	927
KNOX									
PROBATION	31	0	40	0	16	0	0	0	87
COUNTY TOTAL:	31	0	40	0	16	0	0	0	87
KOSCIUSKO									
PROBATION	72	8	134	19	30	0	0	0	263
COUNTY TOTAL:	72	8	134	19	30	0	0	0	263

JUVENILE PROBATION
REFERRALS METHOD OF DISPOSITION

	FILE PETITION	FILE PETITION DUAL STATUS	DISMISS	ANOTHER AGENCY	INFORMAL ADJUSTMENT	INFORMAL ADJUSTMENT DUAL STATUS	WAIVER	OTHER	TOTAL
KOSCIUSKO									
LAGRANGE									
PROBATION	92	0	21	14	66	0	2	0	195
COUNTY TOTAL:	92	0	21	14	66	0	2	0	195
LAKE									
JUVENILE PROBATION	898	2	167	0	209	0	0	51	1,327
COUNTY TOTAL:	898	2	167	0	209	0	0	51	1,327
LAPORTE									
JUVENILE PROBATION	173	0	9	16	260	0	1	23	482
COUNTY TOTAL:	173	0	9	16	260	0	1	23	482
LAWRENCE									
PROBATION	59	8	0	2	15	16	0	23	123
COUNTY TOTAL:	59	8	0	2	15	16	0	23	123
MADISON									
JUVENILE PROBATION	478	0	4	9	129	0	0	201	821
COUNTY TOTAL:	478	0	4	9	129	0	0	201	821
MARION									
PROBATION	1,363	14	9	2	266	0	0	1,491	3,145
COUNTY TOTAL:	1,363	14	9	2	266	0	0	1,491	3,145
MARSHALL									
PROBATION	79	61	33	21	27	18	1	0	240
COUNTY TOTAL:	79	61	33	21	27	18	1	0	240
MARTIN									
PROBATION	5	0	12	4	16	0	0	0	37
COUNTY TOTAL:	5	0	12	4	16	0	0	0	37
MIAMI									
PROBATION	68	0	48	16	12	0	0	25	169
COUNTY TOTAL:	68	0	48	16	12	0	0	25	169
MONROE									
PROBATION	85	0	56	115	65	0	2	258	581
COUNTY TOTAL:	85	0	56	115	65	0	2	258	581
MONTGOMERY									
PROBATION	82	2	33	67	2	0	4	49	239
COUNTY TOTAL:	82	2	33	67	2	0	4	49	239
MORGAN									
PROBATION	121	2	8	3	29	0	0	23	186
COUNTY TOTAL:	121	2	8	3	29	0	0	23	186
NEWTON									
PROBATION	36	1	11	0	3	0	0	0	51
COUNTY TOTAL:	36	1	11	0	3	0	0	0	51
NOBLE									
PROBATION	72	0	35	63	3	0	5	53	231
COUNTY TOTAL:	72	0	35	63	3	0	5	53	231

JUVENILE PROBATION
REFERRALS METHOD OF DISPOSITION

	FILE PETITION	FILE PETITION DUAL STATUS	DISMISS	ANOTHER AGENCY	INFORMAL ADJUSTMENT	INFORMAL ADJUSTMENT DUAL STATUS	WAIVER	OTHER	TOTAL
OHIO									
PROBATION	13	0	1	0	3	7	2	10	36
COUNTY TOTAL:	13	0	1	0	3	7	2	10	36
ORANGE									
PROBATION	6	0	1	0	13	0	0	2	22
COUNTY TOTAL:	6	0	1	0	13	0	0	2	22
OWEN									
PROBATION	26	0	0	0	35	9	0	0	70
COUNTY TOTAL:	26	0	0	0	35	9	0	0	70
PARKE									
PROBATION	29	0	0	0	0	0	0	0	29
COUNTY TOTAL:	29	0	0	0	0	0	0	0	29
PERRY									
PROBATION	1	0	12	0	4	9	0	0	26
COUNTY TOTAL:	1	0	12	0	4	9	0	0	26
PIKE									
PROBATION	23	13	0	0	0	4	0	0	40
COUNTY TOTAL:	23	13	0	0	0	4	0	0	40
PORTER									
JUVENILE PROBATION	344	0	0	0	163	0	0	425	932
COUNTY TOTAL:	344	0	0	0	163	0	0	425	932
POSEY									
PROBATION	14	4	40	2	30	0	0	0	90
COUNTY TOTAL:	14	4	40	2	30	0	0	0	90
PULASKI									
PROBATION	22	2	8	4	8	0	0	8	52
COUNTY TOTAL:	22	2	8	4	8	0	0	8	52
PUTNAM									
JUVENILE PROBATION	16	1	0	0	0	2	0	0	19
COUNTY TOTAL:	16	1	0	0	0	2	0	0	19
RANDOLPH									
PROBATION	20	0	3	0	18	0	0	28	69
COUNTY TOTAL:	20	0	3	0	18	0	0	28	69
RIPLEY									
PROBATION	51	23	49	2	41	0	0	0	166
COUNTY TOTAL:	51	23	49	2	41	0	0	0	166
RUSH									
PROBATION	2	0	0	0	3	0	0	0	5
PROBATION	13	0	0	0	2	0	0	0	15
COUNTY TOTAL:	15	0	0	0	5	0	0	0	20
ST. JOSEPH									
JUVENILE PROBATION	390	0	915	226	16	0	1	400	1,948
COUNTY TOTAL:	390	0	915	226	16	0	1	400	1,948

JUVENILE PROBATION
REFERRALS METHOD OF DISPOSITION

	FILE PETITION	FILE PETITION DUAL STATUS	DISMISS	ANOTHER AGENCY	INFORMAL ADJUSTMENT	INFORMAL ADJUSTMENT DUAL STATUS	WAIVER	OTHER	TOTAL
SCOTT									
PROBATION	31	1	15	10	46	0	0	0	103
COUNTY TOTAL:	31	1	15	10	46	0	0	0	103
SHELBY									
PROBATION	104	0	25	14	39	0	0	11	193
COUNTY TOTAL:	104	0	25	14	39	0	0	11	193
SPENCER									
PROBATION	12	1	6	0	14	0	2	0	35
COUNTY TOTAL:	12	1	6	0	14	0	2	0	35
STARKE									
PROBATION	9	0	2	4	4	0	2	4	25
COUNTY TOTAL:	9	0	2	4	4	0	2	4	25
STEUBEN									
PROBATION	76	0	23	17	37	0	0	0	153
COUNTY TOTAL:	76	0	23	17	37	0	0	0	153
SULLIVAN									
PROBATION	14	0	17	1	14	0	0	0	46
COUNTY TOTAL:	14	0	17	1	14	0	0	0	46
SWITZERLAND									
PROBATION	4	0	0	0	8	0	0	0	12
COUNTY TOTAL:	4	0	0	0	8	0	0	0	12
TIPPECANOE									
PROBATION	371	1	1	1	438	0	0	593	1,405
COUNTY TOTAL:	371	1	1	1	438	0	0	593	1,405
TIPTON									
PROBATION	9	0	17	17	7	0	0	15	65
COUNTY TOTAL:	9	0	17	17	7	0	0	15	65
UNION									
PROBATION	9	0	7	2	13	0	0	0	31
COUNTY TOTAL:	9	0	7	2	13	0	0	0	31
VANDERBURGH									
PROBATION	412	0	142	74	84	0	0	239	951
COUNTY TOTAL:	412	0	142	74	84	0	0	239	951
VERMILLION									
PROBATION	31	0	0	0	5	0	0	0	36
COUNTY TOTAL:	31	0	0	0	5	0	0	0	36
VIGO									
JUVENILE PROBATION	124	1	194	14	77	0	0	12	422
COUNTY TOTAL:	124	1	194	14	77	0	0	12	422
WABASH									
PROBATION	88	0	39	33	24	0	0	0	184
COUNTY TOTAL:	88	0	39	33	24	0	0	0	184
WARREN									
PROBATION	5	0	0	0	1	0	0	0	6

**JUVENILE PROBATION
REFERRALS METHOD OF DISPOSITION**

	FILE PETITION	FILE PETITION DUAL STATUS	DISMISS	ANOTHER AGENCY	INFORMAL ADJUSTMENT	INFORMAL ADJUSTMENT DUAL STATUS	WAIVER	OTHER	TOTAL
WARREN									
COUNTY TOTAL:	5	0	0	0	1	0	0	0	6
WARRICK									
PROBATION	77	2	2	14	80	0	0	0	175
COUNTY TOTAL:	77	2	2	14	80	0	0	0	175
WASHINGTON									
PROBATION	13	0	11	0	10	0	0	0	34
COUNTY TOTAL:	13	0	11	0	10	0	0	0	34
WAYNE									
PROBATION	75	0	0	48	54	0	1	276	454
COUNTY TOTAL:	75	0	0	48	54	0	1	276	454
WELLS									
PROBATION	76	0	7	5	33	1	0	27	149
COUNTY TOTAL:	76	0	7	5	33	1	0	27	149
WHITE									
PROBATION	10	0	34	15	17	0	1	79	156
COUNTY TOTAL:	10	0	34	15	17	0	1	79	156
WHITLEY									
PROBATION	57	0	23	7	28	0	0	0	115
COUNTY TOTAL:	57	0	23	7	28	0	0	0	115
STATE TOTALS									
GRAND TOTAL CIRCUIT, SUPERIOR & PROBATE:	10,593	524	4,029	2,554	4,730	769	83	6,861	30,143
GRAND TOTAL:	10,593	524	4,029	2,554	4,730	769	83	6,861	30,143

JUVENILE PROBATION
REFERRALS PENDING 12/31/2016

	NON-STATUS DELINQ	STATUS DELINQ	OTHER	TOTAL
ADAMS				
PROBATION	30	9	0	39
COUNTY TOTAL:	30	9	0	39
ALLEN				
JUVENILE PROBATION	47	26	0	73
COUNTY TOTAL:	47	26	0	73
BARTHOLOMEW				
PROBATION	15	8	0	23
COUNTY TOTAL:	15	8	0	23
BENTON				
PROBATION	17	2	0	19
COUNTY TOTAL:	17	2	0	19
BLACKFORD				
PROBATION	9	4	0	13
COUNTY TOTAL:	9	4	0	13
BOONE				
PROBATION	288	136	0	424
COUNTY TOTAL:	288	136	0	424
BROWN				
PROBATION	12	12	0	24
COUNTY TOTAL:	12	12	0	24
CARROLL				
PROBATION	0	0	0	0
COUNTY TOTAL:	0	0	0	0
CASS				
JUVENILE PROBATION	91	26	0	117
COUNTY TOTAL:	91	26	0	117
CLARK				
PROBATION	72	13	0	85
COUNTY TOTAL:	72	13	0	85
CLAY				
PROBATION	1	0	0	1
COUNTY TOTAL:	1	0	0	1
CLINTON				
PROBATION	116	24	0	140
COUNTY TOTAL:	116	24	0	140
CRAWFORD				
PROBATION	0	0	0	0
COUNTY TOTAL:	0	0	0	0
DAVISS				
PROBATION	4	2	0	6
COUNTY TOTAL:	4	2	0	6

JUVENILE PROBATION
REFERRALS PENDING 12/31/2016

	NON-STATUS DELINQ	STATUS DELINQ	OTHER	TOTAL
DEARBORN				
PROBATION	81	326	0	407
COUNTY TOTAL:	81	326	0	407
DECATUR				
JUVENILE PROBATION	0	0	0	0
COUNTY TOTAL:	0	0	0	0
DEKALB				
PROBATION	8	1	0	9
COUNTY TOTAL:	8	1	0	9
DELAWARE				
JUVENILE PROBATION	82	27	0	109
COUNTY TOTAL:	82	27	0	109
DUBOIS				
PROBATION	94	39	0	133
COUNTY TOTAL:	94	39	0	133
ELKHART				
JUVENILE PROBATION	132	6	0	138
COUNTY TOTAL:	132	6	0	138
FAYETTE				
PROBATION	2	9	0	11
COUNTY TOTAL:	2	9	0	11
FLOYD				
PROBATION	150	134	4	288
COUNTY TOTAL:	150	134	4	288
FOUNTAIN				
PROBATION	7	4	0	11
COUNTY TOTAL:	7	4	0	11
FRANKLIN				
PROBATION	0	0	0	0
COUNTY TOTAL:	0	0	0	0
FULTON				
PROBATION	0	0	0	0
COUNTY TOTAL:	0	0	0	0
GIBSON				
PROBATION	20	24	0	44
COUNTY TOTAL:	20	24	0	44
GRANT				
PROBATION	20	31	0	51
COUNTY TOTAL:	20	31	0	51
GREENE				
PROBATION	2	0	0	2
COUNTY TOTAL:	2	0	0	2

JUVENILE PROBATION
REFERRALS PENDING 12/31/2016

	NON-STATUS DELINQ	STATUS DELINQ	OTHER	TOTAL
HAMILTON				
PROBATION	26	12	0	38
COUNTY TOTAL:	26	12	0	38
HANCOCK				
PROBATION	415	260	0	675
COUNTY TOTAL:	415	260	0	675
HARRISON				
JUVENILE PROBATION	41	30	1	72
COUNTY TOTAL:	41	30	1	72
HENDRICKS				
PROBATION	198	35	0	233
COUNTY TOTAL:	198	35	0	233
HENRY				
PROBATION	26	33	0	59
COUNTY TOTAL:	26	33	0	59
HOWARD				
PROBATION	79	22	0	101
COUNTY TOTAL:	79	22	0	101
HUNTINGTON				
PROBATION	71	47	10	128
COUNTY TOTAL:	71	47	10	128
JACKSON				
PROBATION	7	9	0	16
COUNTY TOTAL:	7	9	0	16
JASPER				
PROBATION	16	5	0	21
COUNTY TOTAL:	16	5	0	21
JAY				
PROBATION	0	0	0	0
COUNTY TOTAL:	0	0	0	0
JEFFERSON				
PROBATION	167	90	0	257
COUNTY TOTAL:	167	90	0	257
JENNINGS				
PROBATION	0	1	0	1
COUNTY TOTAL:	0	1	0	1
JOHNSON				
PROBATION	57	27	0	84
COUNTY TOTAL:	57	27	0	84
KNOX				
PROBATION	9	5	2	16
COUNTY TOTAL:	9	5	2	16

JUVENILE PROBATION
REFERRALS PENDING 12/31/2016

	NON-STATUS DELINQ	STATUS DELINQ	OTHER	TOTAL
KOSCIUSKO				
PROBATION	245	50	2	297
COUNTY TOTAL:	245	50	2	297
LAGRANGE				
PROBATION	4	5	0	9
COUNTY TOTAL:	4	5	0	9
LAKE				
JUVENILE PROBATION	179	76	0	255
COUNTY TOTAL:	179	76	0	255
LAPORTE				
JUVENILE PROBATION	92	60	0	152
COUNTY TOTAL:	92	60	0	152
LAWRENCE				
PROBATION	58	34	0	92
COUNTY TOTAL:	58	34	0	92
MADISON				
JUVENILE PROBATION	37	29	0	66
COUNTY TOTAL:	37	29	0	66
MARION				
PROBATION	73	8	0	81
COUNTY TOTAL:	73	8	0	81
MARSHALL				
PROBATION	242	130	0	372
COUNTY TOTAL:	242	130	0	372
MARTIN				
PROBATION	0	0	0	0
COUNTY TOTAL:	0	0	0	0
MIAMI				
PROBATION	41	63	0	104
COUNTY TOTAL:	41	63	0	104
MONROE				
PROBATION	32	27	0	59
COUNTY TOTAL:	32	27	0	59
MONTGOMERY				
PROBATION	48	5	4	57
COUNTY TOTAL:	48	5	4	57
MORGAN				
PROBATION	35	11	0	46
COUNTY TOTAL:	35	11	0	46
NEWTON				
PROBATION	15	0	0	15
COUNTY TOTAL:	15	0	0	15

JUVENILE PROBATION
REFERRALS PENDING 12/31/2016

	NON-STATUS DELINQ	STATUS DELINQ	OTHER	TOTAL
NOBLE				
PROBATION	18	5	0	23
COUNTY TOTAL:	18	5	0	23
OHIO				
PROBATION	1	0	0	1
COUNTY TOTAL:	1	0	0	1
ORANGE				
PROBATION	17	0	0	17
COUNTY TOTAL:	17	0	0	17
OWEN				
PROBATION	3	2	0	5
COUNTY TOTAL:	3	2	0	5
PARKE				
PROBATION	0	0	0	0
COUNTY TOTAL:	0	0	0	0
PERRY				
PROBATION	87	24	0	111
COUNTY TOTAL:	87	24	0	111
PIKE				
PROBATION	8	13	0	21
COUNTY TOTAL:	8	13	0	21
PORTER				
JUVENILE PROBATION	58	93	0	151
COUNTY TOTAL:	58	93	0	151
POSEY				
PROBATION	7	3	0	10
COUNTY TOTAL:	7	3	0	10
PULASKI				
PROBATION	6	0	0	6
COUNTY TOTAL:	6	0	0	6
PUTNAM				
JUVENILE PROBATION	92	21	0	113
COUNTY TOTAL:	92	21	0	113
RANDOLPH				
PROBATION	8	0	0	8
COUNTY TOTAL:	8	0	0	8
RIPLEY				
PROBATION	21	16	0	37
COUNTY TOTAL:	21	16	0	37
RUSH				
PROBATION	34	18	0	52
COUNTY TOTAL:	34	18	0	52

JUVENILE PROBATION
REFERRALS PENDING 12/31/2016

	NON-STATUS DELINQ	STATUS DELINQ	OTHER	TOTAL
ST. JOSEPH				
JUVENILE PROBATION	285	131	0	416
COUNTY TOTAL:	285	131	0	416
SCOTT				
PROBATION	0	21	0	21
COUNTY TOTAL:	0	21	0	21
SHELBY				
PROBATION	75	181	0	256
COUNTY TOTAL:	75	181	0	256
SPENCER				
PROBATION	3	1	0	4
COUNTY TOTAL:	3	1	0	4
STARKE				
PROBATION	0	0	0	0
COUNTY TOTAL:	0	0	0	0
STEUBEN				
PROBATION	26	26	0	52
COUNTY TOTAL:	26	26	0	52
SULLIVAN				
PROBATION	0	0	0	0
COUNTY TOTAL:	0	0	0	0
SWITZERLAND				
PROBATION	0	0	0	0
COUNTY TOTAL:	0	0	0	0
TIPPECANOE				
PROBATION	839	333	0	1,172
COUNTY TOTAL:	839	333	0	1,172
TIPTON				
PROBATION	33	17	0	50
COUNTY TOTAL:	33	17	0	50
UNION				
PROBATION	3	0	0	3
COUNTY TOTAL:	3	0	0	3
VANDERBURGH				
PROBATION	108	39	1	148
COUNTY TOTAL:	108	39	1	148
VERMILLION				
PROBATION	28	16	0	44
COUNTY TOTAL:	28	16	0	44
VIGO				
JUVENILE PROBATION	0	0	0	0
COUNTY TOTAL:	0	0	0	0

JUVENILE PROBATION
REFERRALS PENDING 12/31/2016

	NON-STATUS DELINQ	STATUS DELINQ	OTHER	TOTAL
WABASH				
PROBATION	4	8	0	12
COUNTY TOTAL:	4	8	0	12
WARREN				
PROBATION	0	0	0	0
COUNTY TOTAL:	0	0	0	0
WARRICK				
PROBATION	16	22	0	38
COUNTY TOTAL:	16	22	0	38
WASHINGTON				
PROBATION	23	63	0	86
COUNTY TOTAL:	23	63	0	86
WAYNE				
PROBATION	28	12	0	40
COUNTY TOTAL:	28	12	0	40
WELLS				
PROBATION	0	0	0	0
COUNTY TOTAL:	0	0	0	0
WHITE				
PROBATION	0	0	0	0
COUNTY TOTAL:	0	0	0	0
WHITLEY				
PROBATION	2	1	0	3
COUNTY TOTAL:	2	1	0	3
STATE TOTALS				
GRAND TOTAL CIRCUIT, SUPERIOR & PROBATE:	5,346	3,003	24	8,373
GRAND TOTAL:	5,346	3,003	24	8,373

JUVENILE PROBATION
SUPERVISIONS PENDING 01/01/2016

	POST-ADJUDICATION		INFORMAL ADJUSTMENT		INTRA-STATE	INTER-STATE	OTHER	TOTAL
	NON-ST DELINQ	STATUS DELINQ	NON-ST DELINQ	STATUS DELINQ				
ADAMS								
PROBATION	10	24	2	6	1	1	0	44
COUNTY TOTAL:	10	24	2	6	1	1	0	44
ALLEN								
JUVENILE PROBATION	263	23	264	55	3	7	0	615
COUNTY TOTAL:	263	23	264	55	3	7	0	615
BARTHOLOMEW								
PROBATION	81	40	13	11	0	1	0	146
COUNTY TOTAL:	81	40	13	11	0	1	0	146
BENTON								
PROBATION	44	0	1	0	0	0	0	45
COUNTY TOTAL:	44	0	1	0	0	0	0	45
BLACKFORD								
PROBATION	5	5	4	2	0	0	0	16
COUNTY TOTAL:	5	5	4	2	0	0	0	16
BOONE								
PROBATION	139	23	19	38	12	0	0	231
COUNTY TOTAL:	139	23	19	38	12	0	0	231
BROWN								
PROBATION	5	1	9	6	0	0	0	21
COUNTY TOTAL:	5	1	9	6	0	0	0	21
CARROLL								
PROBATION	18	2	9	3	0	0	0	32
COUNTY TOTAL:	18	2	9	3	0	0	0	32
CASS								
JUVENILE PROBATION	41	4	28	17	0	0	0	90
COUNTY TOTAL:	41	4	28	17	0	0	0	90
CLARK								
PROBATION	80	14	0	4	0	0	0	98
COUNTY TOTAL:	80	14	0	4	0	0	0	98
CLAY								
PROBATION	71	5	9	3	0	1	0	89
COUNTY TOTAL:	71	5	9	3	0	1	0	89
CLINTON								
PROBATION	97	19	24	10	2	1	2	155
COUNTY TOTAL:	97	19	24	10	2	1	2	155
CRAWFORD								
PROBATION	14	0	8	7	0	0	0	29
COUNTY TOTAL:	14	0	8	7	0	0	0	29
DAVISS								
PROBATION	38	10	12	6	1	0	0	67
COUNTY TOTAL:	38	10	12	6	1	0	0	67

JUVENILE PROBATION
SUPERVISIONS PENDING 01/01/2016

	POST-ADJUDICATION		INFORMAL ADJUSTMENT		INTRA-STATE	INTER-STATE	OTHER	TOTAL
	NON-ST DELINQ	STATUS DELINQ	NON-ST DELINQ	STATUS DELINQ				
DEARBORN								
PROBATION	99	20	12	9	0	0	0	140
COUNTY TOTAL:	99	20	12	9	0	0	0	140
DECATUR								
JUVENILE PROBATION	37	15	3	3	0	0	0	58
COUNTY TOTAL:	37	15	3	3	0	0	0	58
DEKALB								
PROBATION	27	1	15	7	0	0	0	50
COUNTY TOTAL:	27	1	15	7	0	0	0	50
DELAWARE								
JUVENILE PROBATION	162	43	101	37	0	0	0	343
COUNTY TOTAL:	162	43	101	37	0	0	0	343
DUBOIS								
PROBATION	60	22	27	40	0	0	0	149
COUNTY TOTAL:	60	22	27	40	0	0	0	149
ELKHART								
JUVENILE PROBATION	289	43	102	39	1	0	0	474
COUNTY TOTAL:	289	43	102	39	1	0	0	474
FAYETTE								
PROBATION	17	1	6	0	0	0	0	24
COUNTY TOTAL:	17	1	6	0	0	0	0	24
FLOYD								
PROBATION	34	7	60	27	1	0	0	129
COUNTY TOTAL:	34	7	60	27	1	0	0	129
FOUNTAIN								
PROBATION	6	0	2	1	0	0	0	9
COUNTY TOTAL:	6	0	2	1	0	0	0	9
FRANKLIN								
PROBATION	6	0	2	4	2	0	0	14
COUNTY TOTAL:	6	0	2	4	2	0	0	14
FULTON								
PROBATION	9	0	9	3	1	0	0	22
COUNTY TOTAL:	9	0	9	3	1	0	0	22
GIBSON								
PROBATION	7	0	5	1	1	0	0	14
COUNTY TOTAL:	7	0	5	1	1	0	0	14
GRANT								
PROBATION	103	28	3	0	1	0	0	135
COUNTY TOTAL:	103	28	3	0	1	0	0	135
GREENE								
PROBATION	27	2	24	3	0	0	0	56
COUNTY TOTAL:	27	2	24	3	0	0	0	56

JUVENILE PROBATION
SUPERVISIONS PENDING 01/01/2016

	POST-ADJUDICATION		INFORMAL ADJUSTMENT		INTRA-STATE	INTER-STATE	OTHER	TOTAL
	NON-ST DELINQ	STATUS DELINQ	NON-ST DELINQ	STATUS DELINQ				
HAMILTON								
PROBATION	95	2	77	25	3	4	0	206
COUNTY TOTAL:	95	2	77	25	3	4	0	206
HANCOCK								
PROBATION	25	19	12	1	10	6	134	207
COUNTY TOTAL:	25	19	12	1	10	6	134	207
HARRISON								
JUVENILE PROBATION	29	3	12	13	0	0	0	57
COUNTY TOTAL:	29	3	12	13	0	0	0	57
HENDRICKS								
PROBATION	140	17	29	7	0	1	0	194
COUNTY TOTAL:	140	17	29	7	0	1	0	194
HENRY								
PROBATION	0	0	0	0	0	0	0	0
COUNTY TOTAL:	0	0	0	0	0	0	0	0
HOWARD								
PROBATION	61	23	6	0	0	0	0	90
COUNTY TOTAL:	61	23	6	0	0	0	0	90
HUNTINGTON								
PROBATION	50	33	26	2	2	0	0	113
COUNTY TOTAL:	50	33	26	2	2	0	0	113
JACKSON								
PROBATION	28	19	10	2	1	0	0	60
COUNTY TOTAL:	28	19	10	2	1	0	0	60
JASPER								
PROBATION	11	1	22	2	0	1	0	37
COUNTY TOTAL:	11	1	22	2	0	1	0	37
JAY								
PROBATION	10	1	3	1	0	0	0	15
COUNTY TOTAL:	10	1	3	1	0	0	0	15
JEFFERSON								
PROBATION	24	31	10	21	0	0	0	86
COUNTY TOTAL:	24	31	10	21	0	0	0	86
JENNINGS								
PROBATION	5	0	116	6	2	0	0	129
COUNTY TOTAL:	5	0	116	6	2	0	0	129
JOHNSON								
PROBATION	64	2	52	16	1	0	0	135
COUNTY TOTAL:	64	2	52	16	1	0	0	135
KNOX								
PROBATION	44	19	16	17	0	0	0	96
COUNTY TOTAL:	44	19	16	17	0	0	0	96

JUVENILE PROBATION
SUPERVISIONS PENDING 01/01/2016

	POST-ADJUDICATION		INFORMAL ADJUSTMENT		INTRA-STATE	INTER-STATE	OTHER	TOTAL
	NON-ST DELINQ	STATUS DELINQ	NON-ST DELINQ	STATUS DELINQ				
KOSCIUSKO								
PROBATION	183	43	32	3	1	1	0	263
COUNTY TOTAL:	183	43	32	3	1	1	0	263
LAGRANGE								
PROBATION	26	16	1	21	0	0	0	64
COUNTY TOTAL:	26	16	1	21	0	0	0	64
LAKE								
JUVENILE PROBATION	341	34	47	11	6	30	0	469
COUNTY TOTAL:	341	34	47	11	6	30	0	469
LAPORTE								
JUVENILE PROBATION	39	24	10	6	1	2	0	82
COUNTY TOTAL:	39	24	10	6	1	2	0	82
LAWRENCE								
PROBATION	38	10	9	10	0	0	5	72
COUNTY TOTAL:	38	10	9	10	0	0	5	72
MADISON								
JUVENILE PROBATION	311	26	36	20	0	0	0	393
COUNTY TOTAL:	311	26	36	20	0	0	0	393
MARION								
PROBATION	835	0	106	0	22	8	0	971
COUNTY TOTAL:	835	0	106	0	22	8	0	971
MARSHALL								
PROBATION	42	7	18	4	2	0	0	73
COUNTY TOTAL:	42	7	18	4	2	0	0	73
MARTIN								
PROBATION	1	0	1	0	0	0	0	2
COUNTY TOTAL:	1	0	1	0	0	0	0	2
MIAMI								
PROBATION	30	4	5	6	4	1	0	50
COUNTY TOTAL:	30	4	5	6	4	1	0	50
MONROE								
PROBATION	37	2	13	7	4	1	0	64
COUNTY TOTAL:	37	2	13	7	4	1	0	64
MONTGOMERY								
PROBATION	3	0	0	0	0	0	0	3
COUNTY TOTAL:	3	0	0	0	0	0	0	3
MORGAN								
PROBATION	72	16	7	7	4	0	1	107
COUNTY TOTAL:	72	16	7	7	4	0	1	107
NEWTON								
PROBATION	17	1	2	1	0	0	0	21
COUNTY TOTAL:	17	1	2	1	0	0	0	21

JUVENILE PROBATION
SUPERVISIONS PENDING 01/01/2016

	POST-ADJUDICATION		INFORMAL ADJUSTMENT		INTRA-STATE	INTER-STATE	OTHER	TOTAL
	NON-ST DELINQ	STATUS DELINQ	NON-ST DELINQ	STATUS DELINQ				
NOBLE								
PROBATION	23	3	10	0	0	0	0	36
COUNTY TOTAL:	23	3	10	0	0	0	0	36
OHIO								
PROBATION	0	0	0	0	0	0	0	0
COUNTY TOTAL:	0	0	0	0	0	0	0	0
ORANGE								
PROBATION	13	0	10	0	0	0	0	23
COUNTY TOTAL:	13	0	10	0	0	0	0	23
OWEN								
PROBATION	24	11	9	9	0	0	0	53
COUNTY TOTAL:	24	11	9	9	0	0	0	53
PARKE								
PROBATION	11	4	0	0	1	0	1	17
COUNTY TOTAL:	11	4	0	0	1	0	1	17
PERRY								
PROBATION	5	3	12	1	1	0	0	22
COUNTY TOTAL:	5	3	12	1	1	0	0	22
PIKE								
PROBATION	11	2	1	0	0	1	0	15
COUNTY TOTAL:	11	2	1	0	0	1	0	15
PORTER								
JUVENILE PROBATION	1,020	128	79	63	0	14	0	1,304
COUNTY TOTAL:	1,020	128	79	63	0	14	0	1,304
POSEY								
PROBATION	9	2	27	2	0	1	0	41
COUNTY TOTAL:	9	2	27	2	0	1	0	41
PULASKI								
PROBATION	12	0	6	1	0	0	0	19
COUNTY TOTAL:	12	0	6	1	0	0	0	19
PUTNAM								
JUVENILE PROBATION	206	41	35	6	2	1	0	291
COUNTY TOTAL:	206	41	35	6	2	1	0	291
RANDOLPH								
PROBATION	25	5	5	1	0	0	0	36
COUNTY TOTAL:	25	5	5	1	0	0	0	36
RIPLEY								
PROBATION	44	5	9	39	0	0	0	97
COUNTY TOTAL:	44	5	9	39	0	0	0	97
RUSH								
PROBATION	10	7	2	2	0	0	0	21
COUNTY TOTAL:	10	7	2	2	0	0	0	21

JUVENILE PROBATION
SUPERVISIONS PENDING 01/01/2016

	POST-ADJUDICATION		INFORMAL ADJUSTMENT		INTRA-STATE	INTER-STATE	OTHER	TOTAL
	NON-ST DELINQ	STATUS DELINQ	NON-ST DELINQ	STATUS DELINQ				
ST. JOSEPH								
JUVENILE PROBATION	553	60	0	0	0	0	0	613
COUNTY TOTAL:	553	60	0	0	0	0	0	613
SCOTT								
PROBATION	29	6	18	9	0	0	0	62
COUNTY TOTAL:	29	6	18	9	0	0	0	62
SHELBY								
PROBATION	81	11	25	20	1	1	0	139
COUNTY TOTAL:	81	11	25	20	1	1	0	139
SPENCER								
PROBATION	7	4	24	9	2	0	0	46
COUNTY TOTAL:	7	4	24	9	2	0	0	46
STARKE								
PROBATION	26	2	11	6	0	0	0	45
COUNTY TOTAL:	26	2	11	6	0	0	0	45
STEUBEN								
PROBATION	25	2	21	7	0	1	0	56
COUNTY TOTAL:	25	2	21	7	0	1	0	56
SULLIVAN								
PROBATION	21	11	0	0	1	0	0	33
COUNTY TOTAL:	21	11	0	0	1	0	0	33
SWITZERLAND								
PROBATION	8	0	4	0	0	1	0	13
COUNTY TOTAL:	8	0	4	0	0	1	0	13
TIPPECANOE								
PROBATION	100	6	59	10	2	0	0	177
COUNTY TOTAL:	100	6	59	10	2	0	0	177
TIPTON								
PROBATION	5	1	18	8	0	0	1	33
COUNTY TOTAL:	5	1	18	8	0	0	1	33
UNION								
PROBATION	2	0	6	1	0	0	0	9
COUNTY TOTAL:	2	0	6	1	0	0	0	9
VANDERBURGH								
PROBATION	117	27	10	33	1	2	0	190
COUNTY TOTAL:	117	27	10	33	1	2	0	190
VERMILLION								
PROBATION	6	0	1	0	0	0	0	7
COUNTY TOTAL:	6	0	1	0	0	0	0	7
VIGO								
JUVENILE PROBATION	78	13	48	7	1	0	0	147
COUNTY TOTAL:	78	13	48	7	1	0	0	147

JUVENILE PROBATION
SUPERVISIONS PENDING 01/01/2016

	POST-ADJUDICATION		INFORMAL ADJUSTMENT		INTRA-STATE	INTER-STATE	OTHER	TOTAL
	NON-ST DELINQ	STATUS DELINQ	NON-ST DELINQ	STATUS DELINQ				
WABASH								
PROBATION	24	6	5	6	0	0	0	41
COUNTY TOTAL:	24	6	5	6	0	0	0	41
WARREN								
PROBATION	4	0	1	1	0	0	0	6
COUNTY TOTAL:	4	0	1	1	0	0	0	6
WARRICK								
PROBATION	48	22	27	32	0	1	0	130
COUNTY TOTAL:	48	22	27	32	0	1	0	130
WASHINGTON								
PROBATION	22	0	1	4	1	0	0	28
COUNTY TOTAL:	22	0	1	4	1	0	0	28
WAYNE								
PROBATION	12	1	25	1	0	1	0	40
COUNTY TOTAL:	12	1	25	1	0	1	0	40
WELLS								
PROBATION	23	9	10	3	0	0	0	45
COUNTY TOTAL:	23	9	10	3	0	0	0	45
WHITE								
PROBATION	17	0	5	1	2	0	5	30
COUNTY TOTAL:	17	0	5	1	2	0	5	30
WHITLEY								
PROBATION	15	7	5	3	4	0	0	34
COUNTY TOTAL:	15	7	5	3	4	0	0	34
STATE TOTALS								
GRAND TOTAL CIRCUIT, SUPERIOR & PROBATE:	6,986	1,104	1,980	836	108	90	149	11,253
GRAND TOTAL:	6,986	1,104	1,980	836	108	90	149	11,253

JUVENILE PROBATION
SUPERVISIONS RECEIVED

	POST-ADJUDICATION		INFORMAL ADJUSTMENT		INTRA-STATE	INTER-STATE	OTHER	TOTAL
	NON-ST DELINQ	STATUS DELINQ	NON-ST DELINQ	STATUS DELINQ				
ADAMS								
PROBATION	47	8	14	2	0	0	0	71
COUNTY TOTAL:	47	8	14	2	0	0	0	71
ALLEN								
JUVENILE PROBATION	122	2	577	104	2	1	0	808
COUNTY TOTAL:	122	2	577	104	2	1	0	808
BARTHOLOMEW								
PROBATION	113	23	36	33	0	0	0	205
COUNTY TOTAL:	113	23	36	33	0	0	0	205
BENTON								
PROBATION	22	1	0	0	0	0	0	23
COUNTY TOTAL:	22	1	0	0	0	0	0	23
BLACKFORD								
PROBATION	17	21	9	9	1	0	0	57
COUNTY TOTAL:	17	21	9	9	1	0	0	57
BOONE								
PROBATION	8	4	12	4	0	0	0	28
COUNTY TOTAL:	8	4	12	4	0	0	0	28
BROWN								
PROBATION	14	5	11	6	0	0	0	36
COUNTY TOTAL:	14	5	11	6	0	0	0	36
CARROLL								
PROBATION	15	2	9	1	1	0	0	28
COUNTY TOTAL:	15	2	9	1	1	0	0	28
CASS								
JUVENILE PROBATION	32	14	52	30	0	2	0	130
COUNTY TOTAL:	32	14	52	30	0	2	0	130
CLARK								
PROBATION	132	26	0	0	0	1	0	159
COUNTY TOTAL:	132	26	0	0	0	1	0	159
CLAY								
PROBATION	29	1	24	12	1	0	0	67
COUNTY TOTAL:	29	1	24	12	1	0	0	67
CLINTON								
PROBATION	29	0	66	22	0	0	0	117
COUNTY TOTAL:	29	0	66	22	0	0	0	117
CRAWFORD								
PROBATION	2	0	10	9	0	0	0	21
COUNTY TOTAL:	2	0	10	9	0	0	0	21
DAVISS								
PROBATION	55	4	23	14	0	0	0	96
COUNTY TOTAL:	55	4	23	14	0	0	0	96

**JUVENILE PROBATION
SUPERVISIONS RECEIVED**

	POST-ADJUDICATION		INFORMAL ADJUSTMENT		INTRA-STATE	INTER-STATE	OTHER	TOTAL
	NON-ST DELINQ	STATUS DELINQ	NON-ST DELINQ	STATUS DELINQ				
DEARBORN								
PROBATION	165	38	23	21	2	3	0	252
COUNTY TOTAL:	165	38	23	21	2	3	0	252
DECATUR								
JUVENILE PROBATION	23	6	18	12	0	0	0	59
COUNTY TOTAL:	23	6	18	12	0	0	0	59
DEKALB								
PROBATION	20	1	20	7	0	0	0	48
COUNTY TOTAL:	20	1	20	7	0	0	0	48
DELAWARE								
JUVENILE PROBATION	62	6	21	10	0	1	0	100
COUNTY TOTAL:	62	6	21	10	0	1	0	100
DUBOIS								
PROBATION	58	6	12	40	0	0	0	116
COUNTY TOTAL:	58	6	12	40	0	0	0	116
ELKHART								
JUVENILE PROBATION	233	36	188	89	0	1	0	547
COUNTY TOTAL:	233	36	188	89	0	1	0	547
FAYETTE								
PROBATION	19	0	17	12	0	0	0	48
COUNTY TOTAL:	19	0	17	12	0	0	0	48
FLOYD								
PROBATION	71	3	74	30	4	0	106	288
COUNTY TOTAL:	71	3	74	30	4	0	106	288
FOUNTAIN								
PROBATION	2	0	1	0	1	1	0	5
COUNTY TOTAL:	2	0	1	0	1	1	0	5
FRANKLIN								
PROBATION	5	0	6	148	0	0	0	159
COUNTY TOTAL:	5	0	6	148	0	0	0	159
FULTON								
PROBATION	19	2	19	4	0	0	0	44
COUNTY TOTAL:	19	2	19	4	0	0	0	44
GIBSON								
PROBATION	15	1	23	7	0	1	1	48
COUNTY TOTAL:	15	1	23	7	0	1	1	48
GRANT								
PROBATION	120	41	17	10	1	1	0	190
COUNTY TOTAL:	120	41	17	10	1	1	0	190
GREENE								
PROBATION	38	2	23	4	0	0	0	67
COUNTY TOTAL:	38	2	23	4	0	0	0	67

JUVENILE PROBATION
SUPERVISIONS RECEIVED

	POST-ADJUDICATION		INFORMAL ADJUSTMENT		INTRA-STATE	INTER-STATE	OTHER	TOTAL
	NON-ST DELINQ	STATUS DELINQ	NON-ST DELINQ	STATUS DELINQ				
HAMILTON								
PROBATION	98	18	133	17	4	1	0	271
COUNTY TOTAL:	98	18	133	17	4	1	0	271
HANCOCK								
PROBATION	30	14	13	7	3	0	0	67
COUNTY TOTAL:	30	14	13	7	3	0	0	67
HARRISON								
JUVENILE PROBATION	15	7	19	28	0	0	0	69
COUNTY TOTAL:	15	7	19	28	0	0	0	69
HENDRICKS								
PROBATION	157	20	19	20	3	2	0	221
COUNTY TOTAL:	157	20	19	20	3	2	0	221
HENRY								
PROBATION	21	10	27	8	0	0	0	66
COUNTY TOTAL:	21	10	27	8	0	0	0	66
HOWARD								
PROBATION	67	25	15	7	0	0	0	114
COUNTY TOTAL:	67	25	15	7	0	0	0	114
HUNTINGTON								
PROBATION	23	5	6	2	0	0	0	36
COUNTY TOTAL:	23	5	6	2	0	0	0	36
JACKSON								
PROBATION	18	2	13	3	0	0	0	36
COUNTY TOTAL:	18	2	13	3	0	0	0	36
JASPER								
PROBATION	31	1	24	5	0	0	0	61
COUNTY TOTAL:	31	1	24	5	0	0	0	61
JAY								
PROBATION	10	0	1	0	0	0	0	11
COUNTY TOTAL:	10	0	1	0	0	0	0	11
JEFFERSON								
PROBATION	9	8	10	12	0	0	0	39
COUNTY TOTAL:	9	8	10	12	0	0	0	39
JENNINGS								
PROBATION	6	0	25	0	0	0	0	31
COUNTY TOTAL:	6	0	25	0	0	0	0	31
JOHNSON								
PROBATION	88	6	220	66	3	3	0	386
COUNTY TOTAL:	88	6	220	66	3	3	0	386
KNOX								
PROBATION	0	0	0	0	0	0	0	0
COUNTY TOTAL:	0	0	0	0	0	0	0	0

**JUVENILE PROBATION
SUPERVISIONS RECEIVED**

	POST-ADJUDICATION		INFORMAL ADJUSTMENT		INTRA-STATE	INTER-STATE	OTHER	TOTAL
	NON-ST DELINQ	STATUS DELINQ	NON-ST DELINQ	STATUS DELINQ				
KOSCIUSKO								
PROBATION	75	8	35	14	1	0	1	134
COUNTY TOTAL:	75	8	35	14	1	0	1	134
LAGRANGE								
PROBATION	35	33	10	59	0	0	0	137
COUNTY TOTAL:	35	33	10	59	0	0	0	137
LAKE								
JUVENILE PROBATION	315	28	149	51	7	16	0	566
COUNTY TOTAL:	315	28	149	51	7	16	0	566
LAPORTE								
JUVENILE PROBATION	77	11	6	9	5	2	0	110
COUNTY TOTAL:	77	11	6	9	5	2	0	110
LAWRENCE								
PROBATION	34	13	23	16	0	0	5	91
COUNTY TOTAL:	34	13	23	16	0	0	5	91
MADISON								
JUVENILE PROBATION	156	31	71	53	0	0	0	311
COUNTY TOTAL:	156	31	71	53	0	0	0	311
MARION								
PROBATION	923	0	266	6	57	24	0	1,276
COUNTY TOTAL:	923	0	266	6	57	24	0	1,276
MARSHALL								
PROBATION	23	0	42	7	0	0	0	72
COUNTY TOTAL:	23	0	42	7	0	0	0	72
MARTIN								
PROBATION	0	0	13	1	0	0	0	14
COUNTY TOTAL:	0	0	13	1	0	0	0	14
MIAMI								
PROBATION	32	6	10	7	4	1	0	60
COUNTY TOTAL:	32	6	10	7	4	1	0	60
MONROE								
PROBATION	25	3	25	17	11	0	0	81
COUNTY TOTAL:	25	3	25	17	11	0	0	81
MONTGOMERY								
PROBATION	65	3	0	0	3	1	0	72
COUNTY TOTAL:	65	3	0	0	3	1	0	72
MORGAN								
PROBATION	72	11	18	12	3	2	4	122
COUNTY TOTAL:	72	11	18	12	3	2	4	122
NEWTON								
PROBATION	0	0	0	0	0	0	0	0
COUNTY TOTAL:	0	0	0	0	0	0	0	0

JUVENILE PROBATION
SUPERVISIONS RECEIVED

	POST-ADJUDICATION		INFORMAL ADJUSTMENT		INTRA-STATE	INTER-STATE	OTHER	TOTAL
	NON-ST DELINQ	STATUS DELINQ	NON-ST DELINQ	STATUS DELINQ				
NOBLE								
PROBATION	18	4	2	1	1	1	0	27
COUNTY TOTAL:	18	4	2	1	1	1	0	27
OHIO								
PROBATION	13	3	6	5	0	0	0	27
COUNTY TOTAL:	13	3	6	5	0	0	0	27
ORANGE								
PROBATION	8	4	8	1	1	0	4	26
COUNTY TOTAL:	8	4	8	1	1	0	4	26
OWEN								
PROBATION	14	1	17	26	0	0	0	58
COUNTY TOTAL:	14	1	17	26	0	0	0	58
PARKE								
PROBATION	9	1	0	0	0	0	0	10
COUNTY TOTAL:	9	1	0	0	0	0	0	10
PERRY								
PROBATION	6	1	23	4	0	0	0	34
COUNTY TOTAL:	6	1	23	4	0	0	0	34
PIKE								
PROBATION	10	2	1	3	0	0	0	16
COUNTY TOTAL:	10	2	1	3	0	0	0	16
PORTER								
JUVENILE PROBATION	124	7	135	47	0	3	0	316
COUNTY TOTAL:	124	7	135	47	0	3	0	316
POSEY								
PROBATION	13	0	26	3	0	0	0	42
COUNTY TOTAL:	13	0	26	3	0	0	0	42
PULASKI								
PROBATION	11	2	5	3	1	0	0	22
COUNTY TOTAL:	11	2	5	3	1	0	0	22
PUTNAM								
JUVENILE PROBATION	29	12	4	0	0	0	0	45
COUNTY TOTAL:	29	12	4	0	0	0	0	45
RANDOLPH								
PROBATION	24	4	9	7	1	0	0	45
COUNTY TOTAL:	24	4	9	7	1	0	0	45
RIPLEY								
PROBATION	42	12	20	17	0	0	0	91
COUNTY TOTAL:	42	12	20	17	0	0	0	91
RUSH								
PROBATION	2	0	3	0	0	0	0	5
PROBATION	23	2	35	8	0	0	0	68
COUNTY TOTAL:	25	2	38	8	0	0	0	73

**JUVENILE PROBATION
SUPERVISIONS RECEIVED**

	POST-ADJUDICATION		INFORMAL ADJUSTMENT		INTRA-STATE	INTER-STATE	OTHER	TOTAL
	NON-ST DELINQ	STATUS DELINQ	NON-ST DELINQ	STATUS DELINQ				
ST. JOSEPH								
JUVENILE PROBATION	141	0	0	0	0	0	0	141
COUNTY TOTAL:	141	0	0	0	0	0	0	141
SCOTT								
PROBATION	49	12	18	19	2	0	0	100
COUNTY TOTAL:	49	12	18	19	2	0	0	100
SHELBY								
PROBATION	57	3	18	20	1	0	0	99
COUNTY TOTAL:	57	3	18	20	1	0	0	99
SPENCER								
PROBATION	4	4	9	5	0	0	0	22
COUNTY TOTAL:	4	4	9	5	0	0	0	22
STARKE								
PROBATION	4	1	6	0	1	0	0	12
COUNTY TOTAL:	4	1	6	0	1	0	0	12
STEBEN								
PROBATION	31	13	19	8	0	0	0	71
COUNTY TOTAL:	31	13	19	8	0	0	0	71
SULLIVAN								
PROBATION	18	12	6	4	0	0	0	40
COUNTY TOTAL:	18	12	6	4	0	0	0	40
SWITZERLAND								
PROBATION	2	0	7	0	4	0	0	13
COUNTY TOTAL:	2	0	7	0	4	0	0	13
TIPPECANOE								
PROBATION	123	24	153	33	3	0	0	336
COUNTY TOTAL:	123	24	153	33	3	0	0	336
TIPTON								
PROBATION	4	2	9	4	2	0	0	21
COUNTY TOTAL:	4	2	9	4	2	0	0	21
UNION								
PROBATION	8	0	10	3	0	0	0	21
COUNTY TOTAL:	8	0	10	3	0	0	0	21
VANDERBURGH								
PROBATION	220	50	32	45	0	1	1	349
COUNTY TOTAL:	220	50	32	45	0	1	1	349
VERMILLION								
PROBATION	11	8	1	0	0	0	0	20
COUNTY TOTAL:	11	8	1	0	0	0	0	20
VIGO								
JUVENILE PROBATION	129	2	102	3	0	1	0	237
COUNTY TOTAL:	129	2	102	3	0	1	0	237

**JUVENILE PROBATION
SUPERVISIONS RECEIVED**

	POST-ADJUDICATION		INFORMAL ADJUSTMENT		INTRA- STATE	INTER- STATE	OTHER	TOTAL
	NON-ST DELINQ	STATUS DELINQ	NON-ST DELINQ	STATUS DELINQ				
WABASH								
PROBATION	36	8	14	9	0	0	0	67
COUNTY TOTAL:	36	8	14	9	0	0	0	67
WARREN								
PROBATION	2	0	2	1	1	0	0	6
COUNTY TOTAL:	2	0	2	1	1	0	0	6
WARRICK								
PROBATION	59	23	40	24	0	0	0	146
COUNTY TOTAL:	59	23	40	24	0	0	0	146
WASHINGTON								
PROBATION	10	0	8	2	0	0	1	21
COUNTY TOTAL:	10	0	8	2	0	0	1	21
WAYNE								
PROBATION	20	0	40	5	0	0	0	65
COUNTY TOTAL:	20	0	40	5	0	0	0	65
WELLS								
PROBATION	49	7	25	9	3	0	0	93
COUNTY TOTAL:	49	7	25	9	3	0	0	93
WHITE								
PROBATION	9	0	17	0	0	1	14	41
COUNTY TOTAL:	9	0	17	0	0	1	14	41
WHITLEY								
PROBATION	40	15	7	10	0	0	0	72
COUNTY TOTAL:	40	15	7	10	0	0	0	72
STATE TOTALS								
GRAND TOTAL CIRCUIT, SUPERIOR & PROBATE:	5,264	755	3,335	1,396	138	71	137	11,096
GRAND TOTAL:	5,264	755	3,335	1,396	138	71	137	11,096

**JUVENILE PROBATION
SUPERVISIONS REOPENED**

	POST-ADJUDICATION		INFORMAL ADJUSTMENT		INTRA-STATE	INTER-STATE	OTHER	TOTAL
	NON-ST DELINQ	STATUS DELINQ	NON-ST DELINQ	STATUS DELINQ				
ADAMS								
PROBATION	0	0	0	0	0	0	0	0
COUNTY TOTAL:	0	0	0	0	0	0	0	0
ALLEN								
JUVENILE PROBATION	53	13	28	2	2	0	0	98
COUNTY TOTAL:	53	13	28	2	2	0	0	98
BARTHOLOMEW								
PROBATION	0	0	0	0	0	0	0	0
COUNTY TOTAL:	0	0	0	0	0	0	0	0
BENTON								
PROBATION	0	0	0	0	0	0	0	0
COUNTY TOTAL:	0	0	0	0	0	0	0	0
BLACKFORD								
PROBATION	0	0	0	0	0	0	0	0
COUNTY TOTAL:	0	0	0	0	0	0	0	0
BOONE								
PROBATION	0	0	0	0	0	0	0	0
COUNTY TOTAL:	0	0	0	0	0	0	0	0
BROWN								
PROBATION	0	0	0	0	0	0	0	0
COUNTY TOTAL:	0	0	0	0	0	0	0	0
CARROLL								
PROBATION	0	0	0	0	0	0	0	0
COUNTY TOTAL:	0	0	0	0	0	0	0	0
CASS								
JUVENILE PROBATION	0	0	0	0	0	0	0	0
COUNTY TOTAL:	0	0	0	0	0	0	0	0
CLARK								
PROBATION	3	1	0	0	0	0	0	4
COUNTY TOTAL:	3	1	0	0	0	0	0	4
CLAY								
PROBATION	0	0	0	0	0	0	0	0
COUNTY TOTAL:	0	0	0	0	0	0	0	0
CLINTON								
PROBATION	4	0	0	0	0	0	0	4
COUNTY TOTAL:	4	0	0	0	0	0	0	4
CRAWFORD								
PROBATION	0	0	0	0	0	0	0	0
COUNTY TOTAL:	0	0	0	0	0	0	0	0
DAVISS								
PROBATION	0	0	0	0	0	0	0	0
COUNTY TOTAL:	0	0	0	0	0	0	0	0

JUVENILE PROBATION
SUPERVISIONS REOPENED

	POST-ADJUDICATION		INFORMAL ADJUSTMENT		INTRA-STATE	INTER-STATE	OTHER	TOTAL
	NON-ST DELINQ	STATUS DELINQ	NON-ST DELINQ	STATUS DELINQ				
DEARBORN								
PROBATION	0	0	0	0	0	0	0	0
COUNTY TOTAL:	0	0	0	0	0	0	0	0
DECATUR								
JUVENILE PROBATION	0	0	0	0	0	0	0	0
COUNTY TOTAL:	0	0	0	0	0	0	0	0
DEKALB								
PROBATION	6	0	0	0	0	0	0	6
COUNTY TOTAL:	6	0	0	0	0	0	0	6
DELAWARE								
JUVENILE PROBATION	0	0	1	0	0	0	0	1
COUNTY TOTAL:	0	0	1	0	0	0	0	1
DUBOIS								
PROBATION	0	0	0	0	0	0	0	0
COUNTY TOTAL:	0	0	0	0	0	0	0	0
ELKHART								
JUVENILE PROBATION	16	0	0	0	0	0	0	16
COUNTY TOTAL:	16	0	0	0	0	0	0	16
FAYETTE								
PROBATION	1	0	0	0	0	0	0	1
COUNTY TOTAL:	1	0	0	0	0	0	0	1
FLOYD								
PROBATION	0	0	1	0	0	0	0	1
COUNTY TOTAL:	0	0	1	0	0	0	0	1
FOUNTAIN								
PROBATION	0	0	0	0	0	0	0	0
COUNTY TOTAL:	0	0	0	0	0	0	0	0
FRANKLIN								
PROBATION	0	0	0	0	0	0	0	0
COUNTY TOTAL:	0	0	0	0	0	0	0	0
FULTON								
PROBATION	0	0	0	0	0	0	0	0
COUNTY TOTAL:	0	0	0	0	0	0	0	0
GIBSON								
PROBATION	0	0	0	0	0	0	0	0
COUNTY TOTAL:	0	0	0	0	0	0	0	0
GRANT								
PROBATION	0	0	0	0	0	0	0	0
COUNTY TOTAL:	0	0	0	0	0	0	0	0
GREENE								
PROBATION	0	0	0	0	0	0	0	0
COUNTY TOTAL:	0	0	0	0	0	0	0	0

**JUVENILE PROBATION
SUPERVISIONS REOPENED**

	POST-ADJUDICATION		INFORMAL ADJUSTMENT		INTRA-STATE	INTER-STATE	OTHER	TOTAL
	NON-ST DELINQ	STATUS DELINQ	NON-ST DELINQ	STATUS DELINQ				
HAMILTON								
PROBATION	0	0	0	0	0	0	0	0
COUNTY TOTAL:	0	0	0	0	0	0	0	0
HANCOCK								
PROBATION	0	0	0	0	0	0	0	0
COUNTY TOTAL:	0	0	0	0	0	0	0	0
HARRISON								
JUVENILE PROBATION	0	0	0	0	0	0	0	0
COUNTY TOTAL:	0	0	0	0	0	0	0	0
HENDRICKS								
PROBATION	1	0	0	0	0	0	0	1
COUNTY TOTAL:	1	0	0	0	0	0	0	1
HENRY								
PROBATION	0	0	0	0	0	0	0	0
COUNTY TOTAL:	0	0	0	0	0	0	0	0
HOWARD								
PROBATION	27	4	0	0	0	0	0	31
COUNTY TOTAL:	27	4	0	0	0	0	0	31
HUNTINGTON								
PROBATION	0	0	0	0	0	0	0	0
COUNTY TOTAL:	0	0	0	0	0	0	0	0
JACKSON								
PROBATION	0	0	0	0	0	0	0	0
COUNTY TOTAL:	0	0	0	0	0	0	0	0
JASPER								
PROBATION	0	0	0	0	0	0	0	0
COUNTY TOTAL:	0	0	0	0	0	0	0	0
JAY								
PROBATION	0	0	0	0	0	0	0	0
COUNTY TOTAL:	0	0	0	0	0	0	0	0
JEFFERSON								
PROBATION	0	0	0	0	0	0	0	0
COUNTY TOTAL:	0	0	0	0	0	0	0	0
JENNINGS								
PROBATION	0	0	0	0	0	0	0	0
COUNTY TOTAL:	0	0	0	0	0	0	0	0
JOHNSON								
PROBATION	17	4	2	0	0	0	0	23
COUNTY TOTAL:	17	4	2	0	0	0	0	23
KNOX								
PROBATION	0	0	0	0	0	0	0	0
COUNTY TOTAL:	0	0	0	0	0	0	0	0

JUVENILE PROBATION
SUPERVISIONS REOPENED

	POST-ADJUDICATION		INFORMAL ADJUSTMENT		INTRA-STATE	INTER-STATE	OTHER	TOTAL
	NON-ST DELINQ	STATUS DELINQ	NON-ST DELINQ	STATUS DELINQ				
KOSCIUSKO								
PROBATION	1	0	0	0	0	0	0	1
COUNTY TOTAL:	1	0	0	0	0	0	0	1
LAGRANGE								
PROBATION	0	0	0	0	0	0	0	0
COUNTY TOTAL:	0	0	0	0	0	0	0	0
LAKE								
JUVENILE PROBATION	0	0	0	0	0	2	0	2
COUNTY TOTAL:	0	0	0	0	0	2	0	2
LAPORTE								
JUVENILE PROBATION	0	0	0	0	0	0	0	0
COUNTY TOTAL:	0	0	0	0	0	0	0	0
LAWRENCE								
PROBATION	0	0	0	0	0	0	0	0
COUNTY TOTAL:	0	0	0	0	0	0	0	0
MADISON								
JUVENILE PROBATION	53	1	0	0	0	0	0	54
COUNTY TOTAL:	53	1	0	0	0	0	0	54
MARION								
PROBATION	873	0	6	1	16	6	0	902
COUNTY TOTAL:	873	0	6	1	16	6	0	902
MARSHALL								
PROBATION	0	0	0	0	0	0	0	0
COUNTY TOTAL:	0	0	0	0	0	0	0	0
MARTIN								
PROBATION	0	0	0	0	0	0	0	0
COUNTY TOTAL:	0	0	0	0	0	0	0	0
MIAMI								
PROBATION	0	0	0	0	0	0	0	0
COUNTY TOTAL:	0	0	0	0	0	0	0	0
MONROE								
PROBATION	5	4	0	0	2	0	0	11
COUNTY TOTAL:	5	4	0	0	2	0	0	11
MONTGOMERY								
PROBATION	0	0	0	0	0	0	0	0
COUNTY TOTAL:	0	0	0	0	0	0	0	0
MORGAN								
PROBATION	0	0	0	0	0	0	0	0
COUNTY TOTAL:	0	0	0	0	0	0	0	0
NEWTON								
PROBATION	0	0	0	0	0	0	0	0
COUNTY TOTAL:	0	0	0	0	0	0	0	0

JUVENILE PROBATION
SUPERVISIONS REOPENED

	POST-ADJUDICATION		INFORMAL ADJUSTMENT		INTRA-STATE	INTER-STATE	OTHER	TOTAL
	NON-ST DELINQ	STATUS DELINQ	NON-ST DELINQ	STATUS DELINQ				
NOBLE								
PROBATION	0	0	0	0	0	0	0	0
COUNTY TOTAL:	0	0	0	0	0	0	0	0
OHIO								
PROBATION	3	1	0	0	0	0	0	4
COUNTY TOTAL:	3	1	0	0	0	0	0	4
ORANGE								
PROBATION	0	0	0	0	0	0	0	0
COUNTY TOTAL:	0	0	0	0	0	0	0	0
OWEN								
PROBATION	0	1	0	0	0	0	0	1
COUNTY TOTAL:	0	1	0	0	0	0	0	1
PARKE								
PROBATION	0	0	0	0	0	0	0	0
COUNTY TOTAL:	0	0	0	0	0	0	0	0
PERRY								
PROBATION	0	0	0	0	0	0	0	0
COUNTY TOTAL:	0	0	0	0	0	0	0	0
PIKE								
PROBATION	0	0	0	0	0	0	0	0
COUNTY TOTAL:	0	0	0	0	0	0	0	0
PORTER								
JUVENILE PROBATION	18	7	1	0	0	0	0	26
COUNTY TOTAL:	18	7	1	0	0	0	0	26
POSEY								
PROBATION	1	0	0	0	0	0	0	1
COUNTY TOTAL:	1	0	0	0	0	0	0	1
PULASKI								
PROBATION	0	0	0	0	0	0	0	0
COUNTY TOTAL:	0	0	0	0	0	0	0	0
PUTNAM								
JUVENILE PROBATION	0	0	0	0	0	0	0	0
COUNTY TOTAL:	0	0	0	0	0	0	0	0
RANDOLPH								
PROBATION	0	0	0	0	0	0	0	0
COUNTY TOTAL:	0	0	0	0	0	0	0	0
RIPLEY								
PROBATION	3	0	0	0	0	0	0	3
COUNTY TOTAL:	3	0	0	0	0	0	0	3
RUSH								
PROBATION	0	0	0	0	0	0	0	0
PROBATION	1	0	0	0	0	0	0	1
COUNTY TOTAL:	1	0	0	0	0	0	0	1

JUVENILE PROBATION
SUPERVISIONS REOPENED

	POST-ADJUDICATION		INFORMAL ADJUSTMENT		INTRA-STATE	INTER-STATE	OTHER	TOTAL
	NON-ST DELINQ	STATUS DELINQ	NON-ST DELINQ	STATUS DELINQ				
ST. JOSEPH								
JUVENILE PROBATION	6	0	0	0	0	0	0	6
COUNTY TOTAL:	6	0	0	0	0	0	0	6
SCOTT								
PROBATION	0	0	0	0	0	0	0	0
COUNTY TOTAL:	0	0	0	0	0	0	0	0
SHELBY								
PROBATION	0	0	0	0	0	0	0	0
COUNTY TOTAL:	0	0	0	0	0	0	0	0
SPENCER								
PROBATION	0	0	0	0	0	0	0	0
COUNTY TOTAL:	0	0	0	0	0	0	0	0
STARKE								
PROBATION	0	0	0	0	0	0	0	0
COUNTY TOTAL:	0	0	0	0	0	0	0	0
STEUBEN								
PROBATION	0	0	0	0	0	0	0	0
COUNTY TOTAL:	0	0	0	0	0	0	0	0
SULLIVAN								
PROBATION	0	0	0	0	0	0	0	0
COUNTY TOTAL:	0	0	0	0	0	0	0	0
SWITZERLAND								
PROBATION	0	0	0	0	0	0	0	0
COUNTY TOTAL:	0	0	0	0	0	0	0	0
TIPPECANOE								
PROBATION	1	0	0	0	0	0	0	1
COUNTY TOTAL:	1	0	0	0	0	0	0	1
TIPTON								
PROBATION	0	0	0	0	0	0	0	0
COUNTY TOTAL:	0	0	0	0	0	0	0	0
UNION								
PROBATION	0	0	0	0	0	0	0	0
COUNTY TOTAL:	0	0	0	0	0	0	0	0
VANDERBURGH								
PROBATION	2	0	0	0	0	0	0	2
COUNTY TOTAL:	2	0	0	0	0	0	0	2
VERMILLION								
PROBATION	0	0	0	0	0	0	0	0
COUNTY TOTAL:	0	0	0	0	0	0	0	0
VIGO								
JUVENILE PROBATION	0	0	0	0	0	0	0	0
COUNTY TOTAL:	0	0	0	0	0	0	0	0

**JUVENILE PROBATION
SUPERVISIONS REOPENED**

	POST-ADJUDICATION		INFORMAL ADJUSTMENT		INTRA- STATE	INTER- STATE	OTHER	TOTAL
	NON-ST DELINQ	STATUS DELINQ	NON-ST DELINQ	STATUS DELINQ				
WABASH								
PROBATION	0	0	0	0	0	0	0	0
COUNTY TOTAL:	0	0	0	0	0	0	0	0
WARREN								
PROBATION	0	0	0	0	0	0	0	0
COUNTY TOTAL:	0	0	0	0	0	0	0	0
WARRICK								
PROBATION	0	0	0	0	0	0	0	0
COUNTY TOTAL:	0	0	0	0	0	0	0	0
WASHINGTON								
PROBATION	0	0	0	0	0	0	0	0
COUNTY TOTAL:	0	0	0	0	0	0	0	0
WAYNE								
PROBATION	0	0	0	0	0	0	0	0
COUNTY TOTAL:	0	0	0	0	0	0	0	0
WELLS								
PROBATION	0	0	0	0	0	0	0	0
COUNTY TOTAL:	0	0	0	0	0	0	0	0
WHITE								
PROBATION	0	0	0	0	0	0	0	0
COUNTY TOTAL:	0	0	0	0	0	0	0	0
WHITLEY								
PROBATION	1	2	2	0	0	0	0	5
COUNTY TOTAL:	1	2	2	0	0	0	0	5
STATE TOTALS								
GRAND TOTAL CIRCUIT, SUPERIOR & PROBATE:	1,096	38	41	3	20	8	0	1,206
GRAND TOTAL:	1,096	38	41	3	20	8	0	1,206

JUVENILE PROBATION
SUPERVISIONS DISPOSED

	POST-ADJUDICATION		INFORMAL ADJUSTMENT		INTRA-STATE	INTER-STATE	OTHER	TOTAL
	NON-ST DELINQ	STATUS DELINQ	NON-ST DELINQ	STATUS DELINQ				
ADAMS								
PROBATION	45	20	10	1	0	1	0	77
COUNTY TOTAL:	45	20	10	1	0	1	0	77
ALLEN								
JUVENILE PROBATION	245	27	644	118	5	7	0	1,046
COUNTY TOTAL:	245	27	644	118	5	7	0	1,046
BARTHOLOMEW								
PROBATION	108	45	36	29	0	1	0	219
COUNTY TOTAL:	108	45	36	29	0	1	0	219
BENTON								
PROBATION	26	0	1	0	0	0	0	27
COUNTY TOTAL:	26	0	1	0	0	0	0	27
BLACKFORD								
PROBATION	16	22	13	8	1	0	0	60
COUNTY TOTAL:	16	22	13	8	1	0	0	60
BOONE								
PROBATION	19	0	8	5	0	0	0	32
COUNTY TOTAL:	19	0	8	5	0	0	0	32
BROWN								
PROBATION	9	2	14	9	0	0	0	34
COUNTY TOTAL:	9	2	14	9	0	0	0	34
CARROLL								
PROBATION	18	4	6	2	1	0	0	31
COUNTY TOTAL:	18	4	6	2	1	0	0	31
CASS								
JUVENILE PROBATION	46	10	52	40	0	1	0	149
COUNTY TOTAL:	46	10	52	40	0	1	0	149
CLARK								
PROBATION	129	34	0	4	0	0	0	167
COUNTY TOTAL:	129	34	0	4	0	0	0	167
CLAY								
PROBATION	41	4	16	14	0	1	0	76
COUNTY TOTAL:	41	4	16	14	0	1	0	76
CLINTON								
PROBATION	29	0	52	20	0	0	0	101
COUNTY TOTAL:	29	0	52	20	0	0	0	101
CRAWFORD								
PROBATION	11	0	12	13	0	0	0	36
COUNTY TOTAL:	11	0	12	13	0	0	0	36
DAVISS								
PROBATION	39	10	24	10	1	0	0	84
COUNTY TOTAL:	39	10	24	10	1	0	0	84

**JUVENILE PROBATION
SUPERVISIONS DISPOSED**

	POST-ADJUDICATION		INFORMAL ADJUSTMENT		INTRA-STATE	INTER-STATE	OTHER	TOTAL
	NON-ST DELINQ	STATUS DELINQ	NON-ST DELINQ	STATUS DELINQ				
DEARBORN								
PROBATION	190	41	25	23	1	2	0	282
COUNTY TOTAL:	190	41	25	23	1	2	0	282
DECATUR								
JUVENILE PROBATION	29	16	17	12	0	0	0	74
COUNTY TOTAL:	29	16	17	12	0	0	0	74
DEKALB								
PROBATION	31	1	25	12	0	0	0	69
COUNTY TOTAL:	31	1	25	12	0	0	0	69
DELAWARE								
JUVENILE PROBATION	104	40	78	33	0	0	0	255
COUNTY TOTAL:	104	40	78	33	0	0	0	255
DUBOIS								
PROBATION	43	10	14	22	0	0	0	89
COUNTY TOTAL:	43	10	14	22	0	0	0	89
ELKHART								
JUVENILE PROBATION	291	55	166	78	1	0	0	591
COUNTY TOTAL:	291	55	166	78	1	0	0	591
FAYETTE								
PROBATION	25	1	15	9	0	0	0	50
COUNTY TOTAL:	25	1	15	9	0	0	0	50
FLOYD								
PROBATION	41	5	91	48	2	0	100	287
COUNTY TOTAL:	41	5	91	48	2	0	100	287
FOUNTAIN								
PROBATION	7	0	2	1	0	0	0	10
COUNTY TOTAL:	7	0	2	1	0	0	0	10
FRANKLIN								
PROBATION	5	0	7	152	2	0	0	166
COUNTY TOTAL:	5	0	7	152	2	0	0	166
FULTON								
PROBATION	19	1	23	6	0	0	0	49
COUNTY TOTAL:	19	1	23	6	0	0	0	49
GIBSON								
PROBATION	9	0	20	6	1	0	0	36
COUNTY TOTAL:	9	0	20	6	1	0	0	36
GRANT								
PROBATION	140	45	18	10	2	0	0	215
COUNTY TOTAL:	140	45	18	10	2	0	0	215
GREENE								
PROBATION	33	3	38	3	0	0	0	77
COUNTY TOTAL:	33	3	38	3	0	0	0	77

JUVENILE PROBATION
SUPERVISIONS DISPOSED

	POST-ADJUDICATION		INFORMAL ADJUSTMENT		INTRA-STATE	INTER-STATE	OTHER	TOTAL
	NON-ST DELINQ	STATUS DELINQ	NON-ST DELINQ	STATUS DELINQ				
HAMILTON								
PROBATION	129	14	143	27	4	2	0	319
COUNTY TOTAL:	129	14	143	27	4	2	0	319
HANCOCK								
PROBATION	31	2	19	2	0	0	0	54
COUNTY TOTAL:	31	2	19	2	0	0	0	54
HARRISON								
JUVENILE PROBATION	18	10	23	21	0	0	0	72
COUNTY TOTAL:	18	10	23	21	0	0	0	72
HENDRICKS								
PROBATION	204	27	42	25	3	3	0	304
COUNTY TOTAL:	204	27	42	25	3	3	0	304
HENRY								
PROBATION	16	4	12	1	0	0	0	33
COUNTY TOTAL:	16	4	12	1	0	0	0	33
HOWARD								
PROBATION	100	31	17	3	0	0	0	151
COUNTY TOTAL:	100	31	17	3	0	0	0	151
HUNTINGTON								
PROBATION	31	4	3	0	0	0	0	38
COUNTY TOTAL:	31	4	3	0	0	0	0	38
JACKSON								
PROBATION	21	19	12	1	0	0	0	53
COUNTY TOTAL:	21	19	12	1	0	0	0	53
JASPER								
PROBATION	20	2	37	5	0	1	0	65
COUNTY TOTAL:	20	2	37	5	0	1	0	65
JAY								
PROBATION	12	0	0	0	0	0	0	12
COUNTY TOTAL:	12	0	0	0	0	0	0	12
JEFFERSON								
PROBATION	15	19	13	20	0	0	0	67
COUNTY TOTAL:	15	19	13	20	0	0	0	67
JENNINGS								
PROBATION	7	0	32	6	0	0	0	45
COUNTY TOTAL:	7	0	32	6	0	0	0	45
JOHNSON								
PROBATION	105	6	201	60	2	2	0	376
COUNTY TOTAL:	105	6	201	60	2	2	0	376
KNOX								
PROBATION	22	10	1	3	0	0	0	36
COUNTY TOTAL:	22	10	1	3	0	0	0	36

**JUVENILE PROBATION
SUPERVISIONS DISPOSED**

	POST-ADJUDICATION		INFORMAL ADJUSTMENT		INTRA-STATE	INTER-STATE	OTHER	TOTAL
	NON-ST DELINQ	STATUS DELINQ	NON-ST DELINQ	STATUS DELINQ				
KOSCIUSKO								
PROBATION	68	4	46	15	0	1	1	135
COUNTY TOTAL:	68	4	46	15	0	1	1	135
LAGRANGE								
PROBATION	32	22	8	64	0	0	0	126
COUNTY TOTAL:	32	22	8	64	0	0	0	126
LAKE								
JUVENILE PROBATION	382	43	139	43	9	27	0	643
COUNTY TOTAL:	382	43	139	43	9	27	0	643
LAPORTE								
JUVENILE PROBATION	65	18	15	10	4	2	0	114
COUNTY TOTAL:	65	18	15	10	4	2	0	114
LAWRENCE								
PROBATION	43	12	25	18	0	0	3	101
COUNTY TOTAL:	43	12	25	18	0	0	3	101
MADISON								
JUVENILE PROBATION	275	26	70	57	0	0	0	428
COUNTY TOTAL:	275	26	70	57	0	0	0	428
MARION								
PROBATION	1,837	0	325	7	62	16	0	2,247
COUNTY TOTAL:	1,837	0	325	7	62	16	0	2,247
MARSHALL								
PROBATION	30	7	44	7	1	0	0	89
COUNTY TOTAL:	30	7	44	7	1	0	0	89
MARTIN								
PROBATION	1	0	8	0	0	0	0	9
COUNTY TOTAL:	1	0	8	0	0	0	0	9
MIAMI								
PROBATION	28	4	8	8	4	1	0	53
COUNTY TOTAL:	28	4	8	8	4	1	0	53
MONROE								
PROBATION	37	3	26	19	10	1	0	96
COUNTY TOTAL:	37	3	26	19	10	1	0	96
MONTGOMERY								
PROBATION	28	2	0	0	2	1	0	33
COUNTY TOTAL:	28	2	0	0	2	1	0	33
MORGAN								
PROBATION	106	14	14	4	4	1	1	144
COUNTY TOTAL:	106	14	14	4	4	1	1	144
NEWTON								
PROBATION	0	0	0	0	0	0	0	0
COUNTY TOTAL:	0	0	0	0	0	0	0	0

JUVENILE PROBATION
SUPERVISIONS DISPOSED

	POST-ADJUDICATION		INFORMAL ADJUSTMENT		INTRA-STATE	INTER-STATE	OTHER	TOTAL
	NON-ST DELINQ	STATUS DELINQ	NON-ST DELINQ	STATUS DELINQ				
NOBLE								
PROBATION	17	4	10	0	0	0	0	31
COUNTY TOTAL:	17	4	10	0	0	0	0	31
OHIO								
PROBATION	12	3	4	3	0	0	0	22
COUNTY TOTAL:	12	3	4	3	0	0	0	22
ORANGE								
PROBATION	8	2	12	0	0	0	2	24
COUNTY TOTAL:	8	2	12	0	0	0	2	24
OWEN								
PROBATION	20	9	17	26	0	0	0	72
COUNTY TOTAL:	20	9	17	26	0	0	0	72
PARKE								
PROBATION	13	3	0	0	0	0	0	16
COUNTY TOTAL:	13	3	0	0	0	0	0	16
PERRY								
PROBATION	4	0	15	1	1	0	0	21
COUNTY TOTAL:	4	0	15	1	1	0	0	21
PIKE								
PROBATION	12	2	1	2	0	0	0	17
COUNTY TOTAL:	12	2	1	2	0	0	0	17
PORTER								
JUVENILE PROBATION	37	6	136	88	0	3	0	270
COUNTY TOTAL:	37	6	136	88	0	3	0	270
POSEY								
PROBATION	14	1	44	3	0	1	0	63
COUNTY TOTAL:	14	1	44	3	0	1	0	63
PULASKI								
PROBATION	7	0	8	2	1	0	0	18
COUNTY TOTAL:	7	0	8	2	1	0	0	18
PUTNAM								
JUVENILE PROBATION	19	5	2	0	0	0	0	26
COUNTY TOTAL:	19	5	2	0	0	0	0	26
RANDOLPH								
PROBATION	17	2	7	1	1	0	0	28
COUNTY TOTAL:	17	2	7	1	1	0	0	28
RIPLEY								
PROBATION	39	11	17	43	0	0	0	110
COUNTY TOTAL:	39	11	17	43	0	0	0	110
RUSH								
PROBATION	0	0	0	1	0	0	0	1
PROBATION	7	4	15	2	0	0	0	28
COUNTY TOTAL:	7	4	15	3	0	0	0	29

**JUVENILE PROBATION
SUPERVISIONS DISPOSED**

	POST-ADJUDICATION		INFORMAL ADJUSTMENT		INTRA-STATE	INTER-STATE	OTHER	TOTAL
	NON-ST DELINQ	STATUS DELINQ	NON-ST DELINQ	STATUS DELINQ				
ST. JOSEPH								
JUVENILE PROBATION	172	10	0	0	0	0	0	182
COUNTY TOTAL:	172	10	0	0	0	0	0	182
SCOTT								
PROBATION	56	9	25	10	2	0	0	102
COUNTY TOTAL:	56	9	25	10	2	0	0	102
SHELBY								
PROBATION	110	8	20	16	1	0	0	155
COUNTY TOTAL:	110	8	20	16	1	0	0	155
SPENCER								
PROBATION	7	4	20	5	0	0	0	36
COUNTY TOTAL:	7	4	20	5	0	0	0	36
STARKE								
PROBATION	18	2	12	3	1	0	0	36
COUNTY TOTAL:	18	2	12	3	1	0	0	36
STEUBEN								
PROBATION	36	4	26	12	0	0	0	78
COUNTY TOTAL:	36	4	26	12	0	0	0	78
SULLIVAN								
PROBATION	24	18	0	3	0	0	0	45
COUNTY TOTAL:	24	18	0	3	0	0	0	45
SWITZERLAND								
PROBATION	10	0	5	0	3	1	0	19
COUNTY TOTAL:	10	0	5	0	3	1	0	19
TIPPECANOE								
PROBATION	140	8	150	29	2	0	0	329
COUNTY TOTAL:	140	8	150	29	2	0	0	329
TIPTON								
PROBATION	0	1	16	10	0	0	0	27
COUNTY TOTAL:	0	1	16	10	0	0	0	27
UNION								
PROBATION	4	0	8	3	0	0	0	15
COUNTY TOTAL:	4	0	8	3	0	0	0	15
VANDERBURGH								
PROBATION	203	41	34	53	1	2	1	335
COUNTY TOTAL:	203	41	34	53	1	2	1	335
VERMILLION								
PROBATION	4	4	1	0	0	0	0	9
COUNTY TOTAL:	4	4	1	0	0	0	0	9
VIGO								
JUVENILE PROBATION	89	15	89	8	1	1	0	203
COUNTY TOTAL:	89	15	89	8	1	1	0	203

**JUVENILE PROBATION
SUPERVISIONS DISPOSED**

	POST-ADJUDICATION		INFORMAL ADJUSTMENT		INTRA- STATE	INTER- STATE	OTHER	TOTAL
	NON-ST DELINQ	STATUS DELINQ	NON-ST DELINQ	STATUS DELINQ				
WABASH								
PROBATION	33	11	16	9	0	0	0	69
COUNTY TOTAL:	33	11	16	9	0	0	0	69
WARREN								
PROBATION	3	0	1	1	0	0	0	5
COUNTY TOTAL:	3	0	1	1	0	0	0	5
WARRICK								
PROBATION	58	29	42	46	0	1	0	176
COUNTY TOTAL:	58	29	42	46	0	1	0	176
WASHINGTON								
PROBATION	26	0	3	3	1	0	0	33
COUNTY TOTAL:	26	0	3	3	1	0	0	33
WAYNE								
PROBATION	21	1	48	4	0	0	0	74
COUNTY TOTAL:	21	1	48	4	0	0	0	74
WELLS								
PROBATION	31	10	26	11	2	0	0	80
COUNTY TOTAL:	31	10	26	11	2	0	0	80
WHITE								
PROBATION	9	0	7	1	2	0	8	27
COUNTY TOTAL:	9	0	7	1	2	0	8	27
WHITLEY								
PROBATION	56	19	12	11	4	0	0	102
COUNTY TOTAL:	56	19	12	11	4	0	0	102
STATE TOTALS								
GRAND TOTAL CIRCUIT, SUPERIOR & PROBATE:	6,747	945	3,559	1,524	145	80	116	13,116
GRAND TOTAL:	6,747	945	3,559	1,524	145	80	116	13,116

JUVENILE PROBATION
SUPERVISIONS - METHOD OF DISPOSITION

	CMLPTD PROBTDN	MODIFIED		OTHER CLOSED	NEW OFFENSE	ABSCONDED	OTHER	TOTAL
		DOC TECHNICAL VIOLATION	DOC NEW OFFENSE					
ADAMS								
PROBATION	77	0	0	0	0	0	0	77
COUNTY TOTAL:	77	0	0	0	0	0	0	77
ALLEN								
JUVENILE PROBATION	1,021	20	5	0	0	0	0	1,046
COUNTY TOTAL:	1,021	20	5	0	0	0	0	1,046
BARTHOLOMEW								
PROBATION	219	0	0	0	0	0	0	219
COUNTY TOTAL:	219	0	0	0	0	0	0	219
BENTON								
PROBATION	18	0	0	5	0	0	4	27
COUNTY TOTAL:	18	0	0	5	0	0	4	27
BLACKFORD								
PROBATION	50	1	0	7	2	0	0	60
COUNTY TOTAL:	50	1	0	7	2	0	0	60
BOONE								
PROBATION	29	0	1	0	1	1	0	32
COUNTY TOTAL:	29	0	1	0	1	1	0	32
BROWN								
PROBATION	18	0	1	15	0	0	0	34
COUNTY TOTAL:	18	0	1	15	0	0	0	34
CARROLL								
PROBATION	29	1	1	0	0	0	0	31
COUNTY TOTAL:	29	1	1	0	0	0	0	31
CASS								
JUVENILE PROBATION	136	12	0	0	1	0	0	149
COUNTY TOTAL:	136	12	0	0	1	0	0	149
CLARK								
PROBATION	151	6	6	0	4	0	0	167
COUNTY TOTAL:	151	6	6	0	4	0	0	167
CLAY								
PROBATION	76	0	0	0	0	0	0	76
COUNTY TOTAL:	76	0	0	0	0	0	0	76
CLINTON								
PROBATION	80	6	6	4	5	0	0	101
COUNTY TOTAL:	80	6	6	4	5	0	0	101
CRAWFORD								
PROBATION	36	0	0	0	0	0	0	36
COUNTY TOTAL:	36	0	0	0	0	0	0	36
DAVISS								
PROBATION	79	0	0	1	4	0	0	84
COUNTY TOTAL:	79	0	0	1	4	0	0	84

JUVENILE PROBATION
SUPERVISIONS - METHOD OF DISPOSITION

	CMLPTD PROBTN	MODIFIED		OTHER CLOSED	NEW OFFENSE	ABSCONDED	OTHER	TOTAL
		DOC TECHNICAL VIOLATION	DOC NEW OFFENSE					
DEARBORN								
PROBATION	186	35	31	7	20	0	3	282
COUNTY TOTAL:	186	35	31	7	20	0	3	282
DECATUR								
JUVENILE PROBATION	68	0	6	0	0	0	0	74
COUNTY TOTAL:	68	0	6	0	0	0	0	74
DEKALB								
PROBATION	64	2	1	0	1	0	1	69
COUNTY TOTAL:	64	2	1	0	1	0	1	69
DELAWARE								
JUVENILE PROBATION	197	4	8	31	10	5	0	255
COUNTY TOTAL:	197	4	8	31	10	5	0	255
DUBOIS								
PROBATION	88	0	1	0	0	0	0	89
COUNTY TOTAL:	88	0	1	0	0	0	0	89
ELKHART								
JUVENILE PROBATION	561	9	2	1	1	17	0	591
COUNTY TOTAL:	561	9	2	1	1	17	0	591
FAYETTE								
PROBATION	48	1	1	0	0	0	0	50
COUNTY TOTAL:	48	1	1	0	0	0	0	50
FLOYD								
PROBATION	226	0	3	0	0	0	58	287
COUNTY TOTAL:	226	0	3	0	0	0	58	287
FOUNTAIN								
PROBATION	10	0	0	0	0	0	0	10
COUNTY TOTAL:	10	0	0	0	0	0	0	10
FRANKLIN								
PROBATION	165	0	0	0	1	0	0	166
COUNTY TOTAL:	165	0	0	0	1	0	0	166
FULTON								
PROBATION	49	0	0	0	0	0	0	49
COUNTY TOTAL:	49	0	0	0	0	0	0	49
GIBSON								
PROBATION	34	1	1	0	0	0	0	36
COUNTY TOTAL:	34	1	1	0	0	0	0	36
GRANT								
PROBATION	209	1	5	0	0	0	0	215
COUNTY TOTAL:	209	1	5	0	0	0	0	215
GREENE								
PROBATION	75	1	0	0	1	0	0	77
COUNTY TOTAL:	75	1	0	0	1	0	0	77

JUVENILE PROBATION
SUPERVISIONS - METHOD OF DISPOSITION

	CMLPTD PROBTD	MODIFIED		OTHER CLOSED	NEW OFFENSE	ABSCONDED	OTHER	TOTAL
		DOC TECHNICAL VIOLATION	DOC NEW OFFENSE					
HAMILTON								
PROBATION	301	1	3	0	14	0	0	319
COUNTY TOTAL:	301	1	3	0	14	0	0	319
HANCOCK								
PROBATION	51	0	0	2	1	0	0	54
COUNTY TOTAL:	51	0	0	2	1	0	0	54
HARRISON								
JUVENILE PROBATION	62	0	0	10	0	0	0	72
COUNTY TOTAL:	62	0	0	10	0	0	0	72
HENDRICKS								
PROBATION	296	4	3	0	1	0	0	304
COUNTY TOTAL:	296	4	3	0	1	0	0	304
HENRY								
PROBATION	32	0	1	0	0	0	0	33
COUNTY TOTAL:	32	0	1	0	0	0	0	33
HOWARD								
PROBATION	143	0	2	0	0	6	0	151
COUNTY TOTAL:	143	0	2	0	0	6	0	151
HUNTINGTON								
PROBATION	38	0	0	0	0	0	0	38
COUNTY TOTAL:	38	0	0	0	0	0	0	38
JACKSON								
PROBATION	50	1	0	1	1	0	0	53
COUNTY TOTAL:	50	1	0	1	1	0	0	53
JASPER								
PROBATION	50	0	1	3	10	0	1	65
COUNTY TOTAL:	50	0	1	3	10	0	1	65
JAY								
PROBATION	6	0	0	4	1	0	1	12
COUNTY TOTAL:	6	0	0	4	1	0	1	12
JEFFERSON								
PROBATION	62	0	0	0	1	4	0	67
COUNTY TOTAL:	62	0	0	0	1	4	0	67
JENNINGS								
PROBATION	34	0	1	0	10	0	0	45
COUNTY TOTAL:	34	0	1	0	10	0	0	45
JOHNSON								
PROBATION	372	0	3	0	0	0	1	376
COUNTY TOTAL:	372	0	3	0	0	0	1	376
KNOX								
PROBATION	36	0	0	0	0	0	0	36
COUNTY TOTAL:	36	0	0	0	0	0	0	36

JUVENILE PROBATION
SUPERVISIONS - METHOD OF DISPOSITION

	C MPLTD PROB TN	MODIFIED		OTHER CLOSED	NEW OFFENSE	ABSCONDED	OTHER	TOTAL
		DOC TECHNICAL VIOLATION	DOC NEW OFFENSE					
KOSCIUSKO								
PROBATION	119	5	11	0	0	0	0	135
COUNTY TOTAL:	119	5	11	0	0	0	0	135
LAGRANGE								
PROBATION	126	0	0	0	0	0	0	126
COUNTY TOTAL:	126	0	0	0	0	0	0	126
LAKE								
JUVENILE PROBATION	596	41	5	0	1	0	0	643
COUNTY TOTAL:	596	41	5	0	1	0	0	643
LAPORTE								
JUVENILE PROBATION	80	0	1	0	5	0	28	114
COUNTY TOTAL:	80	0	1	0	5	0	28	114
LAWRENCE								
PROBATION	94	1	5	1	0	0	0	101
COUNTY TOTAL:	94	1	5	1	0	0	0	101
MADISON								
JUVENILE PROBATION	356	9	6	0	0	57	0	428
COUNTY TOTAL:	356	9	6	0	0	57	0	428
MARION								
PROBATION	1,246	29	15	0	95	862	0	2,247
COUNTY TOTAL:	1,246	29	15	0	95	862	0	2,247
MARSHALL								
PROBATION	88	1	0	0	0	0	0	89
COUNTY TOTAL:	88	1	0	0	0	0	0	89
MARTIN								
PROBATION	9	0	0	0	0	0	0	9
COUNTY TOTAL:	9	0	0	0	0	0	0	9
MIAMI								
PROBATION	46	2	1	2	2	0	0	53
COUNTY TOTAL:	46	2	1	2	2	0	0	53
MONROE								
PROBATION	81	0	0	0	0	15	0	96
COUNTY TOTAL:	81	0	0	0	0	15	0	96
MONTGOMERY								
PROBATION	31	0	1	0	0	0	1	33
COUNTY TOTAL:	31	0	1	0	0	0	1	33
MORGAN								
PROBATION	111	17	4	10	2	0	0	144
COUNTY TOTAL:	111	17	4	10	2	0	0	144
NEWTON								
PROBATION	0	0	0	0	0	0	0	0
COUNTY TOTAL:	0	0	0	0	0	0	0	0

JUVENILE PROBATION
SUPERVISIONS - METHOD OF DISPOSITION

	CMLPTD PROBTN	MODIFIED		OTHER CLOSED	NEW OFFENSE	ABSCONDED	OTHER	TOTAL
		DOC TECHNICAL VIOLATION	DOC NEW OFFENSE					
NOBLE								
PROBATION	21	2	1	0	0	0	7	31
COUNTY TOTAL:	21	2	1	0	0	0	7	31
OHIO								
PROBATION	18	2	2	0	0	0	0	22
COUNTY TOTAL:	18	2	2	0	0	0	0	22
ORANGE								
PROBATION	24	0	0	0	0	0	0	24
COUNTY TOTAL:	24	0	0	0	0	0	0	24
OWEN								
PROBATION	49	0	0	1	1	1	20	72
COUNTY TOTAL:	49	0	0	1	1	1	20	72
PARKE								
PROBATION	16	0	0	0	0	0	0	16
COUNTY TOTAL:	16	0	0	0	0	0	0	16
PERRY								
PROBATION	21	0	0	0	0	0	0	21
COUNTY TOTAL:	21	0	0	0	0	0	0	21
PIKE								
PROBATION	16	1	0	0	0	0	0	17
COUNTY TOTAL:	16	1	0	0	0	0	0	17
PORTER								
JUVENILE PROBATION	269	0	0	0	1	0	0	270
COUNTY TOTAL:	269	0	0	0	1	0	0	270
POSEY								
PROBATION	63	0	0	0	0	0	0	63
COUNTY TOTAL:	63	0	0	0	0	0	0	63
PULASKI								
PROBATION	17	0	0	1	0	0	0	18
COUNTY TOTAL:	17	0	0	1	0	0	0	18
PUTNAM								
JUVENILE PROBATION	24	1	0	1	0	0	0	26
COUNTY TOTAL:	24	1	0	1	0	0	0	26
RANDOLPH								
PROBATION	20	0	0	7	1	0	0	28
COUNTY TOTAL:	20	0	0	7	1	0	0	28
RIPLEY								
PROBATION	102	6	1	1	0	0	0	110
COUNTY TOTAL:	102	6	1	1	0	0	0	110
RUSH								
PROBATION	1	0	0	0	0	0	0	1
PROBATION	24	0	0	4	0	0	0	28
COUNTY TOTAL:	25	0	0	4	0	0	0	29

JUVENILE PROBATION
SUPERVISIONS - METHOD OF DISPOSITION

	CMLPTD PROBNTN	MODIFIED		OTHER CLOSED	NEW OFFENSE	ABSCONDED	OTHER	TOTAL
		DOC TECHNICAL VIOLATION	DOC NEW OFFENSE					
ST. JOSEPH								
JUVENILE PROBATION	182	0	0	0	0	0	0	182
COUNTY TOTAL:	182	0	0	0	0	0	0	182
SCOTT								
PROBATION	94	0	5	0	2	1	0	102
COUNTY TOTAL:	94	0	5	0	2	1	0	102
SHELBY								
PROBATION	145	2	4	2	0	0	2	155
COUNTY TOTAL:	145	2	4	2	0	0	2	155
SPENCER								
PROBATION	36	0	0	0	0	0	0	36
COUNTY TOTAL:	36	0	0	0	0	0	0	36
STARKE								
PROBATION	28	0	1	1	4	1	1	36
COUNTY TOTAL:	28	0	1	1	4	1	1	36
STEUBEN								
PROBATION	76	0	2	0	0	0	0	78
COUNTY TOTAL:	76	0	2	0	0	0	0	78
SULLIVAN								
PROBATION	29	0	0	16	0	0	0	45
COUNTY TOTAL:	29	0	0	16	0	0	0	45
SWITZERLAND								
PROBATION	18	0	0	1	0	0	0	19
COUNTY TOTAL:	18	0	0	1	0	0	0	19
TIPPECANOE								
PROBATION	237	0	0	0	0	0	92	329
COUNTY TOTAL:	237	0	0	0	0	0	92	329
TIPTON								
PROBATION	27	0	0	0	0	0	0	27
COUNTY TOTAL:	27	0	0	0	0	0	0	27
UNION								
PROBATION	15	0	0	0	0	0	0	15
COUNTY TOTAL:	15	0	0	0	0	0	0	15
VANDERBURGH								
PROBATION	313	7	4	3	8	0	0	335
COUNTY TOTAL:	313	7	4	3	8	0	0	335
VERMILLION								
PROBATION	9	0	0	0	0	0	0	9
COUNTY TOTAL:	9	0	0	0	0	0	0	9
VIGO								
JUVENILE PROBATION	163	5	2	30	3	0	0	203
COUNTY TOTAL:	163	5	2	30	3	0	0	203

JUVENILE PROBATION
SUPERVISIONS - METHOD OF DISPOSITION

	C MPLTD PROB TN	MODIFIED		OTHER CLOSED	NEW OFFENSE	ABSCONDED	OTHER	TOTAL
		DOC TECHNICAL VIOLATION	DOC NEW OFFENSE					
WABASH								
PROBATION	67	0	2	0	0	0	0	69
COUNTY TOTAL:	67	0	2	0	0	0	0	69
WARREN								
PROBATION	5	0	0	0	0	0	0	5
COUNTY TOTAL:	5	0	0	0	0	0	0	5
WARRICK								
PROBATION	149	0	3	1	23	0	0	176
COUNTY TOTAL:	149	0	3	1	23	0	0	176
WASHINGTON								
PROBATION	32	0	0	0	1	0	0	33
COUNTY TOTAL:	32	0	0	0	1	0	0	33
WAYNE								
PROBATION	60	0	1	11	2	0	0	74
COUNTY TOTAL:	60	0	1	11	2	0	0	74
WELLS								
PROBATION	49	3	1	23	4	0	0	80
COUNTY TOTAL:	49	3	1	23	4	0	0	80
WHITE								
PROBATION	27	0	0	0	0	0	0	27
COUNTY TOTAL:	27	0	0	0	0	0	0	27
WHITLEY								
PROBATION	86	11	3	0	2	0	0	102
COUNTY TOTAL:	86	11	3	0	2	0	0	102
STATE TOTALS								
GRAND TOTAL CIRCUIT, SUPERIOR & PROBATE:	11,047	251	174	207	247	970	220	13,116
GRAND TOTAL:	11,047	251	174	207	247	970	220	13,116

JUVENILE PROBATION
SUPERVISIONS PENDING 12/31/2016

	POST-ADJUDICATION		INFORMAL ADJUSTMENT		INTRA-STATE	INTER-STATE	OTHER	TOTAL
	NON-ST DELINQ	STATUS DELINQ	NON-ST DELINQ	STATUS DELINQ				
ADAMS								
PROBATION	12	12	6	7	1	0	0	38
COUNTY TOTAL:	12	12	6	7	1	0	0	38
ALLEN								
JUVENILE PROBATION	193	11	225	43	2	1	0	475
COUNTY TOTAL:	193	11	225	43	2	1	0	475
BARTHOLOMEW								
PROBATION	86	18	13	15	0	0	0	132
COUNTY TOTAL:	86	18	13	15	0	0	0	132
BENTON								
PROBATION	40	1	0	0	0	0	0	41
COUNTY TOTAL:	40	1	0	0	0	0	0	41
BLACKFORD								
PROBATION	6	4	0	3	0	0	0	13
COUNTY TOTAL:	6	4	0	3	0	0	0	13
BOONE								
PROBATION	128	27	23	37	12	0	0	227
COUNTY TOTAL:	128	27	23	37	12	0	0	227
BROWN								
PROBATION	10	4	6	3	0	0	0	23
COUNTY TOTAL:	10	4	6	3	0	0	0	23
CARROLL								
PROBATION	15	0	12	2	0	0	0	29
COUNTY TOTAL:	15	0	12	2	0	0	0	29
CASS								
JUVENILE PROBATION	27	8	28	7	0	1	0	71
COUNTY TOTAL:	27	8	28	7	0	1	0	71
CLARK								
PROBATION	86	7	0	0	0	1	0	94
COUNTY TOTAL:	86	7	0	0	0	1	0	94
CLAY								
PROBATION	59	2	17	1	1	0	0	80
COUNTY TOTAL:	59	2	17	1	1	0	0	80
CLINTON								
PROBATION	101	19	38	12	2	1	2	175
COUNTY TOTAL:	101	19	38	12	2	1	2	175
CRAWFORD								
PROBATION	5	0	6	3	0	0	0	14
COUNTY TOTAL:	5	0	6	3	0	0	0	14
DAVISS								
PROBATION	54	4	11	10	0	0	0	79
COUNTY TOTAL:	54	4	11	10	0	0	0	79

JUVENILE PROBATION
SUPERVISIONS PENDING 12/31/2016

	POST-ADJUDICATION		INFORMAL ADJUSTMENT		INTRA-STATE	INTER-STATE	OTHER	TOTAL
	NON-ST DELINQ	STATUS DELINQ	NON-ST DELINQ	STATUS DELINQ				
DEARBORN								
PROBATION	74	17	10	7	1	1	0	110
COUNTY TOTAL:	74	17	10	7	1	1	0	110
DECATUR								
JUVENILE PROBATION	31	5	4	3	0	0	0	43
COUNTY TOTAL:	31	5	4	3	0	0	0	43
DEKALB								
PROBATION	22	1	10	2	0	0	0	35
COUNTY TOTAL:	22	1	10	2	0	0	0	35
DELAWARE								
JUVENILE PROBATION	120	9	45	14	0	1	0	189
COUNTY TOTAL:	120	9	45	14	0	1	0	189
DUBOIS								
PROBATION	75	18	25	58	0	0	0	176
COUNTY TOTAL:	75	18	25	58	0	0	0	176
ELKHART								
JUVENILE PROBATION	247	24	124	50	0	1	0	446
COUNTY TOTAL:	247	24	124	50	0	1	0	446
FAYETTE								
PROBATION	12	0	8	3	0	0	0	23
COUNTY TOTAL:	12	0	8	3	0	0	0	23
FLOYD								
PROBATION	64	5	44	9	3	0	6	131
COUNTY TOTAL:	64	5	44	9	3	0	6	131
FOUNTAIN								
PROBATION	1	0	1	0	1	1	0	4
COUNTY TOTAL:	1	0	1	0	1	1	0	4
FRANKLIN								
PROBATION	6	0	1	0	0	0	0	7
COUNTY TOTAL:	6	0	1	0	0	0	0	7
FULTON								
PROBATION	9	1	5	1	1	0	0	17
COUNTY TOTAL:	9	1	5	1	1	0	0	17
GIBSON								
PROBATION	13	1	8	2	0	1	1	26
COUNTY TOTAL:	13	1	8	2	0	1	1	26
GRANT								
PROBATION	83	24	2	0	0	1	0	110
COUNTY TOTAL:	83	24	2	0	0	1	0	110
GREENE								
PROBATION	32	1	9	4	0	0	0	46
COUNTY TOTAL:	32	1	9	4	0	0	0	46

JUVENILE PROBATION
SUPERVISIONS PENDING 12/31/2016

	POST-ADJUDICATION		INFORMAL ADJUSTMENT		INTRA-STATE	INTER-STATE	OTHER	TOTAL
	NON-ST DELINQ	STATUS DELINQ	NON-ST DELINQ	STATUS DELINQ				
HAMILTON								
PROBATION	64	6	67	15	3	3	0	158
COUNTY TOTAL:	64	6	67	15	3	3	0	158
HANCOCK								
PROBATION	24	31	6	6	13	6	134	220
COUNTY TOTAL:	24	31	6	6	13	6	134	220
HARRISON								
JUVENILE PROBATION	26	0	8	20	0	0	0	54
COUNTY TOTAL:	26	0	8	20	0	0	0	54
HENDRICKS								
PROBATION	94	10	6	2	0	0	0	112
COUNTY TOTAL:	94	10	6	2	0	0	0	112
HENRY								
PROBATION	5	6	15	7	0	0	0	33
COUNTY TOTAL:	5	6	15	7	0	0	0	33
HOWARD								
PROBATION	55	21	4	4	0	0	0	84
COUNTY TOTAL:	55	21	4	4	0	0	0	84
HUNTINGTON								
PROBATION	42	34	29	4	2	0	0	111
COUNTY TOTAL:	42	34	29	4	2	0	0	111
JACKSON								
PROBATION	25	2	11	4	1	0	0	43
COUNTY TOTAL:	25	2	11	4	1	0	0	43
JASPER								
PROBATION	22	0	9	2	0	0	0	33
COUNTY TOTAL:	22	0	9	2	0	0	0	33
JAY								
PROBATION	8	1	4	1	0	0	0	14
COUNTY TOTAL:	8	1	4	1	0	0	0	14
JEFFERSON								
PROBATION	18	20	7	13	0	0	0	58
COUNTY TOTAL:	18	20	7	13	0	0	0	58
JENNINGS								
PROBATION	4	0	109	0	2	0	0	115
COUNTY TOTAL:	4	0	109	0	2	0	0	115
JOHNSON								
PROBATION	64	6	73	22	2	1	0	168
COUNTY TOTAL:	64	6	73	22	2	1	0	168
KNOX								
PROBATION	22	9	15	14	0	0	0	60
COUNTY TOTAL:	22	9	15	14	0	0	0	60

JUVENILE PROBATION
SUPERVISIONS PENDING 12/31/2016

	POST-ADJUDICATION		INFORMAL ADJUSTMENT		INTRA-STATE	INTER-STATE	OTHER	TOTAL
	NON-ST DELINQ	STATUS DELINQ	NON-ST DELINQ	STATUS DELINQ				
KOSCIUSKO								
PROBATION	191	47	21	2	2	0	0	263
COUNTY TOTAL:	191	47	21	2	2	0	0	263
LAGRANGE								
PROBATION	29	27	3	16	0	0	0	75
COUNTY TOTAL:	29	27	3	16	0	0	0	75
LAKE								
JUVENILE PROBATION	274	19	57	19	4	21	0	394
COUNTY TOTAL:	274	19	57	19	4	21	0	394
LAPORTE								
JUVENILE PROBATION	51	17	1	5	2	2	0	78
COUNTY TOTAL:	51	17	1	5	2	2	0	78
LAWRENCE								
PROBATION	29	11	7	8	0	0	7	62
COUNTY TOTAL:	29	11	7	8	0	0	7	62
MADISON								
JUVENILE PROBATION	245	32	37	16	0	0	0	330
COUNTY TOTAL:	245	32	37	16	0	0	0	330
MARION								
PROBATION	794	0	53	0	33	22	0	902
COUNTY TOTAL:	794	0	53	0	33	22	0	902
MARSHALL								
PROBATION	35	0	16	4	1	0	0	56
COUNTY TOTAL:	35	0	16	4	1	0	0	56
MARTIN								
PROBATION	0	0	6	1	0	0	0	7
COUNTY TOTAL:	0	0	6	1	0	0	0	7
MIAMI								
PROBATION	34	6	7	5	4	1	0	57
COUNTY TOTAL:	34	6	7	5	4	1	0	57
MONROE								
PROBATION	30	6	12	5	7	0	0	60
COUNTY TOTAL:	30	6	12	5	7	0	0	60
MONTGOMERY								
PROBATION	40	1	0	0	1	0	0	42
COUNTY TOTAL:	40	1	0	0	1	0	0	42
MORGAN								
PROBATION	38	13	11	15	3	1	4	85
COUNTY TOTAL:	38	13	11	15	3	1	4	85
NEWTON								
PROBATION	17	1	2	1	0	0	0	21
COUNTY TOTAL:	17	1	2	1	0	0	0	21

JUVENILE PROBATION
SUPERVISIONS PENDING 12/31/2016

	POST-ADJUDICATION		INFORMAL ADJUSTMENT		INTRA-STATE	INTER-STATE	OTHER	TOTAL
	NON-ST DELINQ	STATUS DELINQ	NON-ST DELINQ	STATUS DELINQ				
NOBLE								
PROBATION	24	3	2	1	1	1	0	32
COUNTY TOTAL:	24	3	2	1	1	1	0	32
OHIO								
PROBATION	4	1	2	2	0	0	0	9
COUNTY TOTAL:	4	1	2	2	0	0	0	9
ORANGE								
PROBATION	13	2	6	1	1	0	2	25
COUNTY TOTAL:	13	2	6	1	1	0	2	25
OWEN								
PROBATION	18	4	9	9	0	0	0	40
COUNTY TOTAL:	18	4	9	9	0	0	0	40
PARKE								
PROBATION	7	2	0	0	1	0	1	11
COUNTY TOTAL:	7	2	0	0	1	0	1	11
PERRY								
PROBATION	7	4	20	4	0	0	0	35
COUNTY TOTAL:	7	4	20	4	0	0	0	35
PIKE								
PROBATION	9	2	1	1	0	1	0	14
COUNTY TOTAL:	9	2	1	1	0	1	0	14
PORTER								
JUVENILE PROBATION	1,125	136	79	22	0	14	0	1,376
COUNTY TOTAL:	1,125	136	79	22	0	14	0	1,376
POSEY								
PROBATION	9	1	9	2	0	0	0	21
COUNTY TOTAL:	9	1	9	2	0	0	0	21
PULASKI								
PROBATION	16	2	3	2	0	0	0	23
COUNTY TOTAL:	16	2	3	2	0	0	0	23
PUTNAM								
JUVENILE PROBATION	216	48	37	6	2	1	0	310
COUNTY TOTAL:	216	48	37	6	2	1	0	310
RANDOLPH								
PROBATION	32	7	7	7	0	0	0	53
COUNTY TOTAL:	32	7	7	7	0	0	0	53
RIPLEY								
PROBATION	50	6	12	13	0	0	0	81
COUNTY TOTAL:	50	6	12	13	0	0	0	81
RUSH								
PROBATION	29	5	25	7	0	0	0	66
COUNTY TOTAL:	29	5	25	7	0	0	0	66

JUVENILE PROBATION
SUPERVISIONS PENDING 12/31/2016

	POST-ADJUDICATION		INFORMAL ADJUSTMENT		INTRA-STATE	INTER-STATE	OTHER	TOTAL
	NON-ST DELINQ	STATUS DELINQ	NON-ST DELINQ	STATUS DELINQ				
ST. JOSEPH								
JUVENILE PROBATION	528	50	0	0	0	0	0	578
COUNTY TOTAL:	528	50	0	0	0	0	0	578
SCOTT								
PROBATION	22	9	11	18	0	0	0	60
COUNTY TOTAL:	22	9	11	18	0	0	0	60
SHELBY								
PROBATION	28	6	23	24	1	1	0	83
COUNTY TOTAL:	28	6	23	24	1	1	0	83
SPENCER								
PROBATION	4	4	13	9	2	0	0	32
COUNTY TOTAL:	4	4	13	9	2	0	0	32
STARKE								
PROBATION	12	1	5	3	0	0	0	21
COUNTY TOTAL:	12	1	5	3	0	0	0	21
STEUBEN								
PROBATION	20	11	14	3	0	1	0	49
COUNTY TOTAL:	20	11	14	3	0	1	0	49
SULLIVAN								
PROBATION	15	5	6	1	1	0	0	28
COUNTY TOTAL:	15	5	6	1	1	0	0	28
SWITZERLAND								
PROBATION	0	0	6	0	1	0	0	7
COUNTY TOTAL:	0	0	6	0	1	0	0	7
TIPPECANOE								
PROBATION	84	22	62	14	3	0	0	185
COUNTY TOTAL:	84	22	62	14	3	0	0	185
TIPTON								
PROBATION	9	2	11	2	2	0	1	27
COUNTY TOTAL:	9	2	11	2	2	0	1	27
UNION								
PROBATION	6	0	8	1	0	0	0	15
COUNTY TOTAL:	6	0	8	1	0	0	0	15
VANDERBURGH								
PROBATION	136	36	8	25	0	1	0	206
COUNTY TOTAL:	136	36	8	25	0	1	0	206
VERMILLION								
PROBATION	13	4	1	0	0	0	0	18
COUNTY TOTAL:	13	4	1	0	0	0	0	18
VIGO								
JUVENILE PROBATION	118	0	61	2	0	0	0	181
COUNTY TOTAL:	118	0	61	2	0	0	0	181

JUVENILE PROBATION
SUPERVISIONS PENDING 12/31/2016

	POST-ADJUDICATION		INFORMAL ADJUSTMENT		INTRA-STATE	INTER-STATE	OTHER	TOTAL
	NON-ST DELINQ	STATUS DELINQ	NON-ST DELINQ	STATUS DELINQ				
WABASH								
PROBATION	27	3	3	6	0	0	0	39
COUNTY TOTAL:	27	3	3	6	0	0	0	39
WARREN								
PROBATION	3	0	2	1	1	0	0	7
COUNTY TOTAL:	3	0	2	1	1	0	0	7
WARRICK								
PROBATION	49	16	25	10	0	0	0	100
COUNTY TOTAL:	49	16	25	10	0	0	0	100
WASHINGTON								
PROBATION	6	0	6	3	0	0	1	16
COUNTY TOTAL:	6	0	6	3	0	0	1	16
WAYNE								
PROBATION	11	0	17	2	0	1	0	31
COUNTY TOTAL:	11	0	17	2	0	1	0	31
WELLS								
PROBATION	41	6	9	1	1	0	0	58
COUNTY TOTAL:	41	6	9	1	1	0	0	58
WHITE								
PROBATION	17	0	15	0	0	1	11	44
COUNTY TOTAL:	17	0	15	0	0	1	11	44
WHITLEY								
PROBATION	0	5	2	2	0	0	0	9
COUNTY TOTAL:	0	5	2	2	0	0	0	9
STATE TOTALS								
GRAND TOTAL CIRCUIT, SUPERIOR & PROBATE:	6,599	952	1,797	711	121	89	170	10,439
GRAND TOTAL:	6,599	952	1,797	711	121	89	170	10,439

**JUVENILE PROBATION
STATUS ON PENDING SUPERVISIONS**

	STAND SUP	MODIFIED & PLACED					TRANS PROGRAM	INTRA-STATE	INTER-STATE	OTHER	TOTAL
		IN-STATE TECH VIOL	IN-STATE NEW OFF	OUT-STATE TECH VIOL	OUT-STATE NEW OFF						
ADAMS											
PROBATION	38	0	0	0	0	0	0	0	0	38	
COUNTY TOTAL:	38	0	0	0	0	0	0	0	0	38	
ALLEN											
JUVENILE PROBATION	438	28	9	0	0	0	0	0	0	475	
COUNTY TOTAL:	438	28	9	0	0	0	0	0	0	475	
BARTHOLOMEW											
PROBATION	132	0	0	0	0	0	0	0	0	132	
COUNTY TOTAL:	132	0	0	0	0	0	0	0	0	132	
BENTON											
PROBATION	41	0	0	0	0	0	0	0	0	41	
COUNTY TOTAL:	41	0	0	0	0	0	0	0	0	41	
BLACKFORD											
PROBATION	13	0	0	0	0	0	0	0	0	13	
COUNTY TOTAL:	13	0	0	0	0	0	0	0	0	13	
BOONE											
PROBATION	224	0	0	0	0	0	2	1	0	227	
COUNTY TOTAL:	224	0	0	0	0	0	2	1	0	227	
BROWN											
PROBATION	23	0	0	0	0	0	0	0	0	23	
COUNTY TOTAL:	23	0	0	0	0	0	0	0	0	23	
CARROLL											
PROBATION	26	1	0	0	0	0	1	1	0	29	
COUNTY TOTAL:	26	1	0	0	0	0	1	1	0	29	
CASS											
JUVENILE PROBATION	69	2	0	0	0	0	0	0	0	71	
COUNTY TOTAL:	69	2	0	0	0	0	0	0	0	71	
CLARK											
PROBATION	87	0	3	0	0	0	0	4	0	94	
COUNTY TOTAL:	87	0	3	0	0	0	0	4	0	94	
CLAY											
PROBATION	80	0	0	0	0	0	0	0	0	80	
COUNTY TOTAL:	80	0	0	0	0	0	0	0	0	80	
CLINTON											
PROBATION	173	0	0	0	0	0	2	0	0	175	
COUNTY TOTAL:	173	0	0	0	0	0	2	0	0	175	
CRAWFORD											
PROBATION	14	0	0	0	0	0	0	0	0	14	
COUNTY TOTAL:	14	0	0	0	0	0	0	0	0	14	
DAVISS											
PROBATION	76	0	0	0	0	0	2	1	0	79	
COUNTY TOTAL:	76	0	0	0	0	0	2	1	0	79	

JUVENILE PROBATION
STATUS ON PENDING SUPERVISIONS

	STAND SUP	MODIFIED & PLACED				TRANS PROGRAM	INTRA-STATE	INTER-STATE	OTHER	TOTAL
		IN-STATE TECH VIOL	IN-STATE NEW OFF	OUT-STATE TECH VIOL	OUT-STATE NEW OFF					
DEARBORN										
PROBATION	99	3	7	0	0	0	0	1	0	110
COUNTY TOTAL:	99	3	7	0	0	0	0	1	0	110
DECATUR										
JUVENILE PROBATION	43	0	0	0	0	0	0	0	0	43
COUNTY TOTAL:	43	0	0	0	0	0	0	0	0	43
DEKALB										
PROBATION	24	3	8	0	0	0	0	0	0	35
COUNTY TOTAL:	24	3	8	0	0	0	0	0	0	35
DELAWARE										
JUVENILE PROBATION	187	2	0	0	0	0	0	0	0	189
COUNTY TOTAL:	187	2	0	0	0	0	0	0	0	189
DUBOIS										
PROBATION	172	3	1	0	0	0	0	0	0	176
COUNTY TOTAL:	172	3	1	0	0	0	0	0	0	176
ELKHART										
JUVENILE PROBATION	385	52	8	0	0	0	0	1	0	446
COUNTY TOTAL:	385	52	8	0	0	0	0	1	0	446
FAYETTE										
PROBATION	22	1	0	0	0	0	0	0	0	23
COUNTY TOTAL:	22	1	0	0	0	0	0	0	0	23
FLOYD										
PROBATION	127	0	1	0	0	0	0	0	3	131
COUNTY TOTAL:	127	0	1	0	0	0	0	0	3	131
FOUNTAIN										
PROBATION	4	0	0	0	0	0	0	0	0	4
COUNTY TOTAL:	4	0	0	0	0	0	0	0	0	4
FRANKLIN										
PROBATION	7	0	0	0	0	0	0	0	0	7
COUNTY TOTAL:	7	0	0	0	0	0	0	0	0	7
FULTON										
PROBATION	17	0	0	0	0	0	0	0	0	17
COUNTY TOTAL:	17	0	0	0	0	0	0	0	0	17
GIBSON										
PROBATION	25	0	0	0	0	0	0	0	1	26
COUNTY TOTAL:	25	0	0	0	0	0	0	0	1	26
GRANT										
PROBATION	97	6	7	0	0	0	0	0	0	110
COUNTY TOTAL:	97	6	7	0	0	0	0	0	0	110
GREENE										
PROBATION	34	7	1	0	0	2	0	1	1	46
COUNTY TOTAL:	34	7	1	0	0	2	0	1	1	46

JUVENILE PROBATION
STATUS ON PENDING SUPERVISIONS

	STAND SUP	MODIFIED & PLACED				TRANS PROGRAM	INTRA-STATE	INTER-STATE	OTHER	TOTAL
		IN-STATE TECH VIOL	IN-STATE NEW OFF	OUT-STATE TECH VIOL	OUT-STATE NEW OFF					
HAMILTON										
PROBATION	156	0	1	0	0	0	1	0	0	158
COUNTY TOTAL:	156	0	1	0	0	0	1	0	0	158
HANCOCK										
PROBATION	220	0	0	0	0	0	0	0	0	220
COUNTY TOTAL:	220	0	0	0	0	0	0	0	0	220
HARRISON										
JUVENILE PROBATION	54	0	0	0	0	0	0	0	0	54
COUNTY TOTAL:	54	0	0	0	0	0	0	0	0	54
HENDRICKS										
PROBATION	108	0	0	0	0	0	4	0	0	112
COUNTY TOTAL:	108	0	0	0	0	0	4	0	0	112
HENRY										
PROBATION	33	0	0	0	0	0	0	0	0	33
COUNTY TOTAL:	33	0	0	0	0	0	0	0	0	33
HOWARD										
PROBATION	66	6	11	0	0	1	0	0	0	84
COUNTY TOTAL:	66	6	11	0	0	1	0	0	0	84
HUNTINGTON										
PROBATION	111	0	0	0	0	0	0	0	0	111
COUNTY TOTAL:	111	0	0	0	0	0	0	0	0	111
JACKSON										
PROBATION	43	0	0	0	0	0	0	0	0	43
COUNTY TOTAL:	43	0	0	0	0	0	0	0	0	43
JASPER										
PROBATION	33	0	0	0	0	0	0	0	0	33
COUNTY TOTAL:	33	0	0	0	0	0	0	0	0	33
JAY										
PROBATION	14	0	0	0	0	0	0	0	0	14
COUNTY TOTAL:	14	0	0	0	0	0	0	0	0	14
JEFFERSON										
PROBATION	58	0	0	0	0	0	0	0	0	58
COUNTY TOTAL:	58	0	0	0	0	0	0	0	0	58
JENNINGS										
PROBATION	115	0	0	0	0	0	0	0	0	115
COUNTY TOTAL:	115	0	0	0	0	0	0	0	0	115
JOHNSON										
PROBATION	152	10	3	0	0	0	2	1	0	168
COUNTY TOTAL:	152	10	3	0	0	0	2	1	0	168
KNOX										
PROBATION	60	0	0	0	0	0	0	0	0	60
COUNTY TOTAL:	60	0	0	0	0	0	0	0	0	60

JUVENILE PROBATION
STATUS ON PENDING SUPERVISIONS

	STAND SUP	MODIFIED & PLACED				TRANS PROGRAM	INTRA-STATE	INTER-STATE	OTHER	TOTAL
		IN-STATE TECH VIOL	IN-STATE NEW OFF	OUT-STATE TECH VIOL	OUT-STATE NEW OFF					
KOSCIUSKO										
PROBATION	263	0	0	0	0	0	0	0	0	263
COUNTY TOTAL:	263	0	0	0	0	0	0	0	0	263
LAGRANGE										
PROBATION	75	0	0	0	0	0	0	0	0	75
COUNTY TOTAL:	75	0	0	0	0	0	0	0	0	75
LAKE										
JUVENILE PROBATION	315	43	23	0	1	1	0	11	0	394
COUNTY TOTAL:	315	43	23	0	1	1	0	11	0	394
LAPORTE										
JUVENILE PROBATION	78	0	0	0	0	0	0	0	0	78
COUNTY TOTAL:	78	0	0	0	0	0	0	0	0	78
LAWRENCE										
PROBATION	62	0	0	0	0	0	0	0	0	62
COUNTY TOTAL:	62	0	0	0	0	0	0	0	0	62
MADISON										
JUVENILE PROBATION	293	17	12	1	6	1	0	0	0	330
COUNTY TOTAL:	293	17	12	1	6	1	0	0	0	330
MARION										
PROBATION	704	166	17	0	0	15	0	0	0	902
COUNTY TOTAL:	704	166	17	0	0	15	0	0	0	902
MARSHALL										
PROBATION	56	0	0	0	0	0	0	0	0	56
COUNTY TOTAL:	56	0	0	0	0	0	0	0	0	56
MARTIN										
PROBATION	7	0	0	0	0	0	0	0	0	7
COUNTY TOTAL:	7	0	0	0	0	0	0	0	0	7
MIAMI										
PROBATION	53	1	1	0	0	0	2	0	0	57
COUNTY TOTAL:	53	1	1	0	0	0	2	0	0	57
MONROE										
PROBATION	54	5	1	0	0	0	0	0	0	60
COUNTY TOTAL:	54	5	1	0	0	0	0	0	0	60
MONTGOMERY										
PROBATION	35	2	4	0	0	0	1	0	0	42
COUNTY TOTAL:	35	2	4	0	0	0	1	0	0	42
MORGAN										
PROBATION	81	0	4	0	0	0	0	0	0	85
COUNTY TOTAL:	81	0	4	0	0	0	0	0	0	85
NEWTON										
PROBATION	21	0	0	0	0	0	0	0	0	21
COUNTY TOTAL:	21	0	0	0	0	0	0	0	0	21

**JUVENILE PROBATION
STATUS ON PENDING SUPERVISIONS**

	STAND SUP	MODIFIED & PLACED				TRANS PROGRAM	INTRA-STATE	INTER-STATE	OTHER	TOTAL
		IN-STATE TECH VIOL	IN-STATE NEW OFF	OUT-STATE TECH VIOL	OUT-STATE NEW OFF					
NOBLE										
PROBATION	32	0	0	0	0	0	0	0	0	32
COUNTY TOTAL:	32	0	0	0	0	0	0	0	0	32
OHIO										
PROBATION	7	1	0	0	0	0	1	0	0	9
COUNTY TOTAL:	7	1	0	0	0	0	1	0	0	9
ORANGE										
PROBATION	23	0	0	0	0	0	1	0	1	25
COUNTY TOTAL:	23	0	0	0	0	0	1	0	1	25
OWEN										
PROBATION	37	0	0	0	0	0	2	0	1	40
COUNTY TOTAL:	37	0	0	0	0	0	2	0	1	40
PARKE										
PROBATION	11	0	0	0	0	0	0	0	0	11
COUNTY TOTAL:	11	0	0	0	0	0	0	0	0	11
PERRY										
PROBATION	34	1	0	0	0	0	0	0	0	35
COUNTY TOTAL:	34	1	0	0	0	0	0	0	0	35
PIKE										
PROBATION	11	2	0	0	0	0	1	0	0	14
COUNTY TOTAL:	11	2	0	0	0	0	1	0	0	14
PORTER										
JUVENILE PROBATION	1,360	8	8	0	0	0	0	0	0	1,376
COUNTY TOTAL:	1,360	8	8	0	0	0	0	0	0	1,376
POSEY										
PROBATION	21	0	0	0	0	0	0	0	0	21
COUNTY TOTAL:	21	0	0	0	0	0	0	0	0	21
PULASKI										
PROBATION	23	0	0	0	0	0	0	0	0	23
COUNTY TOTAL:	23	0	0	0	0	0	0	0	0	23
PUTNAM										
JUVENILE PROBATION	309	0	0	0	0	0	1	0	0	310
COUNTY TOTAL:	309	0	0	0	0	0	1	0	0	310
RANDOLPH										
PROBATION	53	0	0	0	0	0	0	0	0	53
COUNTY TOTAL:	53	0	0	0	0	0	0	0	0	53
RIPLEY										
PROBATION	74	6	0	0	0	0	1	0	0	81
COUNTY TOTAL:	74	6	0	0	0	0	1	0	0	81
RUSH										
PROBATION	65	0	0	0	0	0	1	0	0	66
COUNTY TOTAL:	65	0	0	0	0	0	1	0	0	66

JUVENILE PROBATION
STATUS ON PENDING SUPERVISIONS

	STAND SUP	MODIFIED & PLACED				TRANS PROGRAM	INTRA-STATE	INTER-STATE	OTHER	TOTAL
		IN-STATE TECH VIOL	IN-STATE NEW OFF	OUT-STATE TECH VIOL	OUT-STATE NEW OFF					
ST. JOSEPH										
JUVENILE PROBATION	575	0	0	0	0	3	0	0	0	578
COUNTY TOTAL:	575	0	0	0	0	3	0	0	0	578
SCOTT										
PROBATION	60	0	0	0	0	0	0	0	0	60
COUNTY TOTAL:	60	0	0	0	0	0	0	0	0	60
SHELBY										
PROBATION	81	0	0	0	0	0	1	1	0	83
COUNTY TOTAL:	81	0	0	0	0	0	1	1	0	83
SPENCER										
PROBATION	32	0	0	0	0	0	0	0	0	32
COUNTY TOTAL:	32	0	0	0	0	0	0	0	0	32
STARKE										
PROBATION	21	0	0	0	0	0	0	0	0	21
COUNTY TOTAL:	21	0	0	0	0	0	0	0	0	21
STEUBEN										
PROBATION	49	0	0	0	0	0	0	0	0	49
COUNTY TOTAL:	49	0	0	0	0	0	0	0	0	49
SULLIVAN										
PROBATION	28	0	0	0	0	0	0	0	0	28
COUNTY TOTAL:	28	0	0	0	0	0	0	0	0	28
SWITZERLAND										
PROBATION	7	0	0	0	0	0	0	0	0	7
COUNTY TOTAL:	7	0	0	0	0	0	0	0	0	7
TIPPECANOE										
PROBATION	164	13	8	0	0	0	0	0	0	185
COUNTY TOTAL:	164	13	8	0	0	0	0	0	0	185
TIPTON										
PROBATION	26	0	0	0	0	0	0	0	1	27
COUNTY TOTAL:	26	0	0	0	0	0	0	0	1	27
UNION										
PROBATION	13	0	0	0	0	0	0	2	0	15
COUNTY TOTAL:	13	0	0	0	0	0	0	2	0	15
VANDERBURGH										
PROBATION	205	0	0	0	0	0	0	0	1	206
COUNTY TOTAL:	205	0	0	0	0	0	0	0	1	206
VERMILLION										
PROBATION	18	0	0	0	0	0	0	0	0	18
COUNTY TOTAL:	18	0	0	0	0	0	0	0	0	18
VIGO										
JUVENILE PROBATION	178	0	0	0	0	0	1	2	0	181
COUNTY TOTAL:	178	0	0	0	0	0	1	2	0	181

**JUVENILE PROBATION
STATUS ON PENDING SUPERVISIONS**

	STAND SUP	MODIFIED & PLACED				TRANS PROGRAM	INTRA-STATE	INTER-STATE	OTHER	TOTAL
		IN-STATE TECH VIOL	IN-STATE NEW OFF	OUT-STATE TECH VIOL	OUT-STATE NEW OFF					
WABASH										
PROBATION	37	0	1	0	0	0	1	0	0	39
COUNTY TOTAL:	37	0	1	0	0	0	1	0	0	39
WARREN										
PROBATION	7	0	0	0	0	0	0	0	0	7
COUNTY TOTAL:	7	0	0	0	0	0	0	0	0	7
WARRICK										
PROBATION	100	0	0	0	0	0	0	0	0	100
COUNTY TOTAL:	100	0	0	0	0	0	0	0	0	100
WASHINGTON										
PROBATION	16	0	0	0	0	0	0	0	0	16
COUNTY TOTAL:	16	0	0	0	0	0	0	0	0	16
WAYNE										
PROBATION	31	0	0	0	0	0	0	0	0	31
COUNTY TOTAL:	31	0	0	0	0	0	0	0	0	31
WELLS										
PROBATION	53	0	0	0	0	0	4	1	0	58
COUNTY TOTAL:	53	0	0	0	0	0	4	1	0	58
WHITE										
PROBATION	42	0	0	0	0	0	2	0	0	44
COUNTY TOTAL:	42	0	0	0	0	0	2	0	0	44
WHITLEY										
PROBATION	8	1	0	0	0	0	0	0	0	9
COUNTY TOTAL:	8	1	0	0	0	0	0	0	0	9
STATE TOTALS										
GRAND TOTAL CIRCUIT, SUPERIOR & PROBATE:	9,808	390	139	1	7	23	34	28	9	10,439
GRAND TOTAL:	9,808	390	139	1	7	23	34	28	9	10,439

PROBATIONER SUPERVISION LEVEL
JUVENILE CASES PENDING 12/31/2016

	HIGH	MEDIUM	LOW	ADMIN	TOTAL
ADAMS					
PROBATION	0	0	0	0	0
COUNTY TOTAL:	0	0	0	0	0
ALLEN					
JUVENILE PROBATION	23	154	64	233	474
COUNTY TOTAL:	23	154	64	233	474
BARTHOLOMEW					
PROBATION	14	26	63	1	104
COUNTY TOTAL:	14	26	63	1	104
BENTON					
PROBATION	15	10	16	0	41
COUNTY TOTAL:	15	10	16	0	41
BLACKFORD					
PROBATION	3	5	4	1	13
COUNTY TOTAL:	3	5	4	1	13
BOONE					
PROBATION	22	32	91	33	178
COUNTY TOTAL:	22	32	91	33	178
BROWN					
PROBATION	1	11	10	1	23
COUNTY TOTAL:	1	11	10	1	23
CARROLL					
PROBATION	2	1	26	0	29
COUNTY TOTAL:	2	1	26	0	29
CASS					
JUVENILE PROBATION	1	50	20	0	71
COUNTY TOTAL:	1	50	20	0	71
CLARK					
PROBATION	13	25	56	0	94
COUNTY TOTAL:	13	25	56	0	94
CLAY					
PROBATION	5	16	29	30	80
COUNTY TOTAL:	5	16	29	30	80
CLINTON					
PROBATION	10	40	20	100	170
COUNTY TOTAL:	10	40	20	100	170
CRAWFORD					
PROBATION	1	0	13	0	14
COUNTY TOTAL:	1	0	13	0	14
DAVISS					
PROBATION	5	26	42	6	79
COUNTY TOTAL:	5	26	42	6	79

PROBATIONER SUPERVISION LEVEL
JUVENILE CASES PENDING 12/31/2016

	HIGH	MEDIUM	LOW	ADMIN	TOTAL
DEARBORN					
PROBATION	6	21	67	0	94
COUNTY TOTAL:	6	21	67	0	94
DECATUR					
JUVENILE PROBATION	0	2	36	5	43
COUNTY TOTAL:	0	2	36	5	43
DEKALB					
PROBATION	13	15	7	0	35
COUNTY TOTAL:	13	15	7	0	35
DELAWARE					
JUVENILE PROBATION	28	32	112	0	172
COUNTY TOTAL:	28	32	112	0	172
DUBOIS					
PROBATION	33	55	78	0	166
COUNTY TOTAL:	33	55	78	0	166
ELKHART					
JUVENILE PROBATION	38	67	127	214	446
COUNTY TOTAL:	38	67	127	214	446
FAYETTE					
PROBATION	5	11	7	0	23
COUNTY TOTAL:	5	11	7	0	23
FLOYD					
PROBATION	14	58	34	21	127
COUNTY TOTAL:	14	58	34	21	127
FOUNTAIN					
PROBATION	1	0	1	2	4
COUNTY TOTAL:	1	0	1	2	4
FRANKLIN					
PROBATION	0	4	3	0	7
COUNTY TOTAL:	0	4	3	0	7
FULTON					
PROBATION	6	6	5	0	17
COUNTY TOTAL:	6	6	5	0	17
GIBSON					
PROBATION	1	1	23	1	26
COUNTY TOTAL:	1	1	23	1	26
GRANT					
PROBATION	30	48	28	4	110
COUNTY TOTAL:	30	48	28	4	110
GREENE					
PROBATION	9	13	20	3	45
COUNTY TOTAL:	9	13	20	3	45
HAMILTON					
PROBATION	4	17	111	26	158
COUNTY TOTAL:	4	17	111	26	158

PROBATIONER SUPERVISION LEVEL
JUVENILE CASES PENDING 12/31/2016

	HIGH	MEDIUM	LOW	ADMIN	TOTAL
HANCOCK					
PROBATION	14	38	37	6	95
COUNTY TOTAL:	14	38	37	6	95
HARRISON					
JUVENILE PROBATION	4	25	23	0	52
COUNTY TOTAL:	4	25	23	0	52
HENDRICKS					
PROBATION	1	14	104	0	119
COUNTY TOTAL:	1	14	104	0	119
HENRY					
PROBATION	8	34	18	0	60
COUNTY TOTAL:	8	34	18	0	60
HOWARD					
PROBATION	4	23	22	42	91
COUNTY TOTAL:	4	23	22	42	91
HUNTINGTON					
PROBATION	15	17	44	0	76
COUNTY TOTAL:	15	17	44	0	76
JACKSON					
PROBATION	4	19	18	2	43
COUNTY TOTAL:	4	19	18	2	43
JASPER					
PROBATION	1	16	16	0	33
COUNTY TOTAL:	1	16	16	0	33
JAY					
PROBATION	0	2	12	0	14
COUNTY TOTAL:	0	2	12	0	14
JEFFERSON					
PROBATION	12	13	26	7	58
COUNTY TOTAL:	12	13	26	7	58
JENNINGS					
PROBATION	1	3	95	25	124
COUNTY TOTAL:	1	3	95	25	124
JOHNSON					
PROBATION	12	15	47	94	168
COUNTY TOTAL:	12	15	47	94	168
KNOX					
PROBATION	10	45	5	0	60
COUNTY TOTAL:	10	45	5	0	60
KOSCIUSKO					
PROBATION	7	3	101	1	112
COUNTY TOTAL:	7	3	101	1	112
LAGRANGE					
PROBATION	3	41	31	0	75
COUNTY TOTAL:	3	41	31	0	75

PROBATIONER SUPERVISION LEVEL
JUVENILE CASES PENDING 12/31/2016

	HIGH	MEDIUM	LOW	ADMIN	TOTAL
LAKE					
JUVENILE PROBATION	23	18	217	136	394
COUNTY TOTAL:	23	18	217	136	394
LAPORTE					
JUVENILE PROBATION	15	34	12	17	78
COUNTY TOTAL:	15	34	12	17	78
LAWRENCE					
PROBATION	15	10	34	39	98
COUNTY TOTAL:	15	10	34	39	98
MADISON					
JUVENILE PROBATION	9	41	42	75	167
COUNTY TOTAL:	9	41	42	75	167
MARION					
PROBATION	114	215	180	108	617
COUNTY TOTAL:	114	215	180	108	617
MARSHALL					
PROBATION	0	5	31	20	56
COUNTY TOTAL:	0	5	31	20	56
MARTIN					
PROBATION	2	3	2	0	7
COUNTY TOTAL:	2	3	2	0	7
MIAMI					
PROBATION	7	13	19	16	55
COUNTY TOTAL:	7	13	19	16	55
MONROE					
PROBATION	6	31	19	2	58
COUNTY TOTAL:	6	31	19	2	58
MONTGOMERY					
PROBATION	10	11	13	0	34
COUNTY TOTAL:	10	11	13	0	34
MORGAN					
PROBATION	4	19	25	4	52
COUNTY TOTAL:	4	19	25	4	52
NEWTON					
PROBATION	1	4	16	0	21
COUNTY TOTAL:	1	4	16	0	21
NOBLE					
PROBATION	9	15	8	0	32
COUNTY TOTAL:	9	15	8	0	32
OHIO					
PROBATION	1	0	7	0	8
COUNTY TOTAL:	1	0	7	0	8
ORANGE					
PROBATION	2	6	17	0	25
COUNTY TOTAL:	2	6	17	0	25

PROBATIONER SUPERVISION LEVEL
JUVENILE CASES PENDING 12/31/2016

	HIGH	MEDIUM	LOW	ADMIN	TOTAL
OWEN					
PROBATION	0	26	10	4	40
COUNTY TOTAL:	0	26	10	4	40
PARKE					
PROBATION	1	5	5	0	11
COUNTY TOTAL:	1	5	5	0	11
PERRY					
PROBATION	3	15	18	0	36
COUNTY TOTAL:	3	15	18	0	36
PIKE					
PROBATION	1	1	7	3	12
COUNTY TOTAL:	1	1	7	3	12
PORTER					
JUVENILE PROBATION	80	216	349	722	1,367
COUNTY TOTAL:	80	216	349	722	1,367
POSEY					
PROBATION	2	10	9	0	21
COUNTY TOTAL:	2	10	9	0	21
PULASKI					
PROBATION	6	14	3	0	23
COUNTY TOTAL:	6	14	3	0	23
PUTNAM					
JUVENILE PROBATION	17	59	134	99	309
COUNTY TOTAL:	17	59	134	99	309
RANDOLPH					
PROBATION	3	16	9	17	45
COUNTY TOTAL:	3	16	9	17	45
RIPLEY					
PROBATION	7	27	47	0	81
COUNTY TOTAL:	7	27	47	0	81
RUSH					
PROBATION	6	43	11	5	65
COUNTY TOTAL:	6	43	11	5	65
ST. JOSEPH					
JUVENILE PROBATION	32	0	24	203	259
COUNTY TOTAL:	32	0	24	203	259
SCOTT					
PROBATION	2	27	31	0	60
COUNTY TOTAL:	2	27	31	0	60
SHELBY					
PROBATION	7	24	35	17	83
COUNTY TOTAL:	7	24	35	17	83
SPENCER					
PROBATION	1	8	23	0	32
COUNTY TOTAL:	1	8	23	0	32

PROBATIONER SUPERVISION LEVEL
JUVENILE CASES PENDING 12/31/2016

	HIGH	MEDIUM	LOW	ADMIN	TOTAL
STARKE					
PROBATION	0	3	18	0	21
COUNTY TOTAL:	0	3	18	0	21
STEUBEN					
PROBATION	0	17	32	0	49
COUNTY TOTAL:	0	17	32	0	49
SULLIVAN					
PROBATION	5	9	14	0	28
COUNTY TOTAL:	5	9	14	0	28
SWITZERLAND					
PROBATION	0	0	7	0	7
COUNTY TOTAL:	0	0	7	0	7
TIPPECANOE					
PROBATION	23	21	58	87	189
COUNTY TOTAL:	23	21	58	87	189
TIPTON					
PROBATION	2	9	3	0	14
COUNTY TOTAL:	2	9	3	0	14
UNION					
PROBATION	1	14	0	0	15
COUNTY TOTAL:	1	14	0	0	15
VANDERBURGH					
PROBATION	33	71	89	13	206
COUNTY TOTAL:	33	71	89	13	206
VERMILLION					
PROBATION	10	21	31	0	62
COUNTY TOTAL:	10	21	31	0	62
VIGO					
JUVENILE PROBATION	15	92	71	3	181
COUNTY TOTAL:	15	92	71	3	181
WABASH					
PROBATION	8	5	30	59	102
COUNTY TOTAL:	8	5	30	59	102
WARREN					
PROBATION	0	0	7	0	7
COUNTY TOTAL:	0	0	7	0	7
WARRICK					
PROBATION	0	15	34	51	100
COUNTY TOTAL:	0	15	34	51	100
WASHINGTON					
PROBATION	2	1	13	0	16
COUNTY TOTAL:	2	1	13	0	16
WAYNE					
PROBATION	5	6	19	1	31
COUNTY TOTAL:	5	6	19	1	31

PROBATIONER SUPERVISION LEVEL
JUVENILE CASES PENDING 12/31/2016

	HIGH	MEDIUM	LOW	ADMIN	TOTAL
WELLS					
PROBATION	0	32	16	9	57
COUNTY TOTAL:	0	32	16	9	57
WHITE					
PROBATION	2	11	28	0	41
COUNTY TOTAL:	2	11	28	0	41
WHITLEY					
PROBATION	4	12	15	0	31
COUNTY TOTAL:	4	12	15	0	31
STATE TOTALS					
GRAND TOTAL CIRCUIT, SUPERIOR & PROBATE:	895	2,309	3,554	2,568	9,326
GRAND TOTAL:	895	2,309	3,554	2,568	9,326

CONVICTED OF SUBSTANCE OR SEX OFFENSE IN 2016
JUVENILE CASES

	SUBSTANCE OFFENSE	SEX OFFENSE
ADAMS		
PROBATION	20	5
COUNTY TOTAL:	20	5
ALLEN		
JUVENILE PROBATION	10	7
COUNTY TOTAL:	10	7
BARTHOLOMEW		
PROBATION	55	6
COUNTY TOTAL:	55	6
BENTON		
PROBATION	9	0
COUNTY TOTAL:	9	0
BLACKFORD		
PROBATION	16	1
COUNTY TOTAL:	16	1
BOONE		
PROBATION	36	1
COUNTY TOTAL:	36	1
BROWN		
PROBATION	14	0
COUNTY TOTAL:	14	0
CARROLL		
PROBATION	6	1
COUNTY TOTAL:	6	1
CASS		
JUVENILE PROBATION	44	1
COUNTY TOTAL:	44	1
CLARK		
PROBATION	20	6
COUNTY TOTAL:	20	6
CLAY		
PROBATION	16	1
COUNTY TOTAL:	16	1
CLINTON		
PROBATION	24	0
COUNTY TOTAL:	24	0
CRAWFORD		
PROBATION	6	0
COUNTY TOTAL:	6	0
DAVISS		
PROBATION	20	0
COUNTY TOTAL:	20	0

CONVICTED OF SUBSTANCE OR SEX OFFENSE IN 2016
JUVENILE CASES

	SUBSTANCE OFFENSE	SEX OFFENSE
DEARBORN		
PROBATION	67	3
COUNTY TOTAL:	67	3
DECATUR		
JUVENILE PROBATION	7	0
COUNTY TOTAL:	7	0
DEKALB		
PROBATION	21	3
COUNTY TOTAL:	21	3
DELAWARE		
JUVENILE PROBATION	15	19
COUNTY TOTAL:	15	19
DUBOIS		
PROBATION	71	4
COUNTY TOTAL:	71	4
ELKHART		
JUVENILE PROBATION	77	20
COUNTY TOTAL:	77	20
FAYETTE		
PROBATION	16	0
COUNTY TOTAL:	16	0
FLOYD		
PROBATION	36	2
COUNTY TOTAL:	36	2
FOUNTAIN		
PROBATION	0	2
COUNTY TOTAL:	0	2
FRANKLIN		
PROBATION	6	0
COUNTY TOTAL:	6	0
FULTON		
PROBATION	15	2
COUNTY TOTAL:	15	2
GIBSON		
PROBATION	5	1
COUNTY TOTAL:	5	1
GRANT		
PROBATION	22	9
COUNTY TOTAL:	22	9
GREENE		
PROBATION	11	4
COUNTY TOTAL:	11	4

CONVICTED OF SUBSTANCE OR SEX OFFENSE IN 2016
JUVENILE CASES

	SUBSTANCE OFFENSE	SEX OFFENSE
HAMILTON		
PROBATION	147	4
COUNTY TOTAL:	147	4
HANCOCK		
PROBATION	22	2
COUNTY TOTAL:	22	2
HARRISON		
JUVENILE PROBATION	10	2
COUNTY TOTAL:	10	2
HENDRICKS		
PROBATION	93	2
COUNTY TOTAL:	93	2
HENRY		
PROBATION	17	1
COUNTY TOTAL:	17	1
HOWARD		
PROBATION	5	2
COUNTY TOTAL:	5	2
HUNTINGTON		
PROBATION	34	1
COUNTY TOTAL:	34	1
JACKSON		
PROBATION	7	0
COUNTY TOTAL:	7	0
JASPER		
PROBATION	15	1
COUNTY TOTAL:	15	1
JAY		
PROBATION	2	0
COUNTY TOTAL:	2	0
JEFFERSON		
PROBATION	4	0
COUNTY TOTAL:	4	0
JENNINGS		
PROBATION	7	1
COUNTY TOTAL:	7	1
JOHNSON		
PROBATION	23	9
COUNTY TOTAL:	23	9
KNOX		
PROBATION	5	0
COUNTY TOTAL:	5	0

CONVICTED OF SUBSTANCE OR SEX OFFENSE IN 2016
JUVENILE CASES

	SUBSTANCE OFFENSE	SEX OFFENSE
KOSCIUSKO		
PROBATION	0	1
COUNTY TOTAL:	0	1
LAGRANGE		
PROBATION	125	2
COUNTY TOTAL:	125	2
LAKE		
JUVENILE PROBATION	17	7
COUNTY TOTAL:	17	7
LAPORTE		
JUVENILE PROBATION	28	4
COUNTY TOTAL:	28	4
LAWRENCE		
PROBATION	16	0
COUNTY TOTAL:	16	0
MADISON		
JUVENILE PROBATION	19	5
COUNTY TOTAL:	19	5
MARION		
PROBATION	86	44
COUNTY TOTAL:	86	44
MARSHALL		
PROBATION	0	0
COUNTY TOTAL:	0	0
MARTIN		
PROBATION	2	0
COUNTY TOTAL:	2	0
MIAMI		
PROBATION	17	0
COUNTY TOTAL:	17	0
MONROE		
PROBATION	21	2
COUNTY TOTAL:	21	2
MONTGOMERY		
PROBATION	21	3
COUNTY TOTAL:	21	3
MORGAN		
PROBATION	39	7
COUNTY TOTAL:	39	7
NEWTON		
PROBATION	0	0
COUNTY TOTAL:	0	0

CONVICTED OF SUBSTANCE OR SEX OFFENSE IN 2016
JUVENILE CASES

	SUBSTANCE OFFENSE	SEX OFFENSE
NOBLE		
PROBATION	6	0
COUNTY TOTAL:	6	0
OHIO		
PROBATION	7	0
COUNTY TOTAL:	7	0
ORANGE		
PROBATION	13	1
COUNTY TOTAL:	13	1
OWEN		
PROBATION	30	2
COUNTY TOTAL:	30	2
PARKE		
PROBATION	5	1
COUNTY TOTAL:	5	1
PERRY		
PROBATION	14	1
COUNTY TOTAL:	14	1
PIKE		
PROBATION	3	0
COUNTY TOTAL:	3	0
PORTER		
JUVENILE PROBATION	54	19
COUNTY TOTAL:	54	19
POSEY		
PROBATION	17	2
COUNTY TOTAL:	17	2
PULASKI		
PROBATION	10	1
COUNTY TOTAL:	10	1
PUTNAM		
JUVENILE PROBATION	10	2
COUNTY TOTAL:	10	2
RANDOLPH		
PROBATION	9	1
COUNTY TOTAL:	9	1
RIPLEY		
PROBATION	30	0
COUNTY TOTAL:	30	0
RUSH		
PROBATION	6	2
PROBATION	9	2
COUNTY TOTAL:	15	4

CONVICTED OF SUBSTANCE OR SEX OFFENSE IN 2016
JUVENILE CASES

	SUBSTANCE OFFENSE	SEX OFFENSE
ST. JOSEPH		
JUVENILE PROBATION	10	1
COUNTY TOTAL:	10	1
SCOTT		
PROBATION	36	0
COUNTY TOTAL:	36	0
SHELBY		
PROBATION	35	3
COUNTY TOTAL:	35	3
SPENCER		
PROBATION	9	2
COUNTY TOTAL:	9	2
STARKE		
PROBATION	0	0
COUNTY TOTAL:	0	0
STEUBEN		
PROBATION	17	1
COUNTY TOTAL:	17	1
SULLIVAN		
PROBATION	7	1
COUNTY TOTAL:	7	1
SWITZERLAND		
PROBATION	3	0
COUNTY TOTAL:	3	0
TIPPECANOE		
PROBATION	19	12
COUNTY TOTAL:	19	12
TIPTON		
PROBATION	5	2
COUNTY TOTAL:	5	2
UNION		
PROBATION	8	2
COUNTY TOTAL:	8	2
VANDERBURGH		
PROBATION	53	10
COUNTY TOTAL:	53	10
VERMILLION		
PROBATION	0	0
COUNTY TOTAL:	0	0
VIGO		
JUVENILE PROBATION	65	5
COUNTY TOTAL:	65	5

CONVICTED OF SUBSTANCE OR SEX OFFENSE IN 2016
JUVENILE CASES

	SUBSTANCE OFFENSE	SEX OFFENSE
WABASH		
PROBATION	14	4
COUNTY TOTAL:	14	4
WARREN		
PROBATION	3	0
COUNTY TOTAL:	3	0
WARRICK		
PROBATION	39	2
COUNTY TOTAL:	39	2
WASHINGTON		
PROBATION	12	0
COUNTY TOTAL:	12	0
WAYNE		
PROBATION	15	0
COUNTY TOTAL:	15	0
WELLS		
PROBATION	31	5
COUNTY TOTAL:	31	5
WHITE		
PROBATION	10	0
COUNTY TOTAL:	10	0
WHITLEY		
PROBATION	26	0
COUNTY TOTAL:	26	0
STATE TOTALS		
GRAND TOTAL CIRCUIT, SUPERIOR & PROBATE:	2,087	282
GRAND TOTAL:	2,087	282

COMPLETED REPORTS
JUVENILE

	PREDISPOSITIONAL REPORTS	PROGRESS REPORTS
ADAMS		
PROBATION	114	4
COUNTY TOTAL:	114	4
ALLEN		
JUVENILE PROBATION	486	317
COUNTY TOTAL:	486	317
BARTHOLOMEW		
PROBATION	113	0
COUNTY TOTAL:	113	0
BENTON		
PROBATION	26	20
COUNTY TOTAL:	26	20
BLACKFORD		
PROBATION	7	1
COUNTY TOTAL:	7	1
BOONE		
PROBATION	95	171
COUNTY TOTAL:	95	171
BROWN		
PROBATION	3	14
COUNTY TOTAL:	3	14
CARROLL		
PROBATION	7	15
COUNTY TOTAL:	7	15
CASS		
JUVENILE PROBATION	5	254
COUNTY TOTAL:	5	254
CLARK		
PROBATION	34	21
COUNTY TOTAL:	34	21
CLAY		
PROBATION	9	0
COUNTY TOTAL:	9	0
CLINTON		
PROBATION	0	0
COUNTY TOTAL:	0	0
CRAWFORD		
PROBATION	2	0
COUNTY TOTAL:	2	0
DAVISS		
PROBATION	5	0
COUNTY TOTAL:	5	0

COMPLETED REPORTS
JUVENILE

	PREDISPOSITIONAL REPORTS	PROGRESS REPORTS
DEARBORN		
PROBATION	108	0
COUNTY TOTAL:	108	0
DECATUR		
JUVENILE PROBATION	9	0
COUNTY TOTAL:	9	0
DEKALB		
PROBATION	14	61
COUNTY TOTAL:	14	61
DELAWARE		
JUVENILE PROBATION	67	34
COUNTY TOTAL:	67	34
DUBOIS		
PROBATION	88	35
COUNTY TOTAL:	88	35
ELKHART		
JUVENILE PROBATION	0	863
COUNTY TOTAL:	0	863
FAYETTE		
PROBATION	40	108
COUNTY TOTAL:	40	108
FLOYD		
PROBATION	0	0
COUNTY TOTAL:	0	0
FOUNTAIN		
PROBATION	0	0
COUNTY TOTAL:	0	0
FRANKLIN		
PROBATION	4	0
COUNTY TOTAL:	4	0
FULTON		
PROBATION	20	5
COUNTY TOTAL:	20	5
GIBSON		
PROBATION	9	0
COUNTY TOTAL:	9	0
GRANT		
PROBATION	370	64
COUNTY TOTAL:	370	64
GREENE		
PROBATION	5	63
COUNTY TOTAL:	5	63

COMPLETED REPORTS
JUVENILE

	PREDISPOSITIONAL REPORTS	PROGRESS REPORTS
HAMILTON		
PROBATION	0	84
COUNTY TOTAL:	0	84
HANCOCK		
PROBATION	14	0
COUNTY TOTAL:	14	0
HARRISON		
JUVENILE PROBATION	7	45
COUNTY TOTAL:	7	45
HENDRICKS		
PROBATION	0	0
COUNTY TOTAL:	0	0
HENRY		
PROBATION	20	38
COUNTY TOTAL:	20	38
HOWARD		
PROBATION	95	173
COUNTY TOTAL:	95	173
HUNTINGTON		
PROBATION	71	35
COUNTY TOTAL:	71	35
JACKSON		
PROBATION	18	9
COUNTY TOTAL:	18	9
JASPER		
PROBATION	30	0
COUNTY TOTAL:	30	0
JAY		
PROBATION	15	0
COUNTY TOTAL:	15	0
JEFFERSON		
PROBATION	11	0
COUNTY TOTAL:	11	0
JENNINGS		
PROBATION	2	0
COUNTY TOTAL:	2	0
JOHNSON		
PROBATION	758	1,093
COUNTY TOTAL:	758	1,093
KNOX		
PROBATION	3	0
COUNTY TOTAL:	3	0

COMPLETED REPORTS
JUVENILE

	PREDISPOSITIONAL REPORTS	PROGRESS REPORTS
KOSCIUSKO		
PROBATION	68	0
COUNTY TOTAL:	68	0
LAGRANGE		
PROBATION	1	30
COUNTY TOTAL:	1	30
LAKE		
JUVENILE PROBATION	97	448
COUNTY TOTAL:	97	448
LAPORTE		
JUVENILE PROBATION	169	757
COUNTY TOTAL:	169	757
LAWRENCE		
PROBATION	49	16
COUNTY TOTAL:	49	16
MADISON		
JUVENILE PROBATION	214	207
COUNTY TOTAL:	214	207
MARION		
PROBATION	1,787	0
COUNTY TOTAL:	1,787	0
MARSHALL		
PROBATION	60	1
COUNTY TOTAL:	60	1
MARTIN		
PROBATION	0	0
COUNTY TOTAL:	0	0
MIAMI		
PROBATION	2	0
COUNTY TOTAL:	2	0
MONROE		
PROBATION	38	151
COUNTY TOTAL:	38	151
MONTGOMERY		
PROBATION	6	45
COUNTY TOTAL:	6	45
MORGAN		
PROBATION	45	0
COUNTY TOTAL:	45	0
NEWTON		
PROBATION	0	0
COUNTY TOTAL:	0	0

COMPLETED REPORTS
JUVENILE

	PREDISPOSITIONAL REPORTS	PROGRESS REPORTS
NOBLE		
PROBATION	2	0
COUNTY TOTAL:	2	0
OHIO		
PROBATION	5	0
COUNTY TOTAL:	5	0
ORANGE		
PROBATION	1	0
COUNTY TOTAL:	1	0
OWEN		
PROBATION	4	0
COUNTY TOTAL:	4	0
PARKE		
PROBATION	7	0
COUNTY TOTAL:	7	0
PERRY		
PROBATION	2	0
COUNTY TOTAL:	2	0
PIKE		
PROBATION	0	0
COUNTY TOTAL:	0	0
PORTER		
JUVENILE PROBATION	209	133
COUNTY TOTAL:	209	133
POSEY		
PROBATION	3	4
COUNTY TOTAL:	3	4
PULASKI		
PROBATION	3	13
COUNTY TOTAL:	3	13
PUTNAM		
JUVENILE PROBATION	52	71
COUNTY TOTAL:	52	71
RANDOLPH		
PROBATION	21	81
COUNTY TOTAL:	21	81
RIPLEY		
PROBATION	48	54
COUNTY TOTAL:	48	54
RUSH		
PROBATION	0	0
PROBATION	11	0
COUNTY TOTAL:	11	0

COMPLETED REPORTS
JUVENILE

	PREDISPOSITIONAL REPORTS	PROGRESS REPORTS
ST. JOSEPH		
JUVENILE PROBATION	107	1,201
COUNTY TOTAL:	107	1,201
SCOTT		
PROBATION	6	1
COUNTY TOTAL:	6	1
SHELBY		
PROBATION	70	48
COUNTY TOTAL:	70	48
SPENCER		
PROBATION	2	0
COUNTY TOTAL:	2	0
STARKE		
PROBATION	6	1
COUNTY TOTAL:	6	1
STEUBEN		
PROBATION	7	0
COUNTY TOTAL:	7	0
SULLIVAN		
PROBATION	31	15
COUNTY TOTAL:	31	15
SWITZERLAND		
PROBATION	0	0
COUNTY TOTAL:	0	0
TIPPECANOE		
PROBATION	83	345
COUNTY TOTAL:	83	345
TIPTON		
PROBATION	6	4
COUNTY TOTAL:	6	4
UNION		
PROBATION	8	14
COUNTY TOTAL:	8	14
VANDERBURGH		
PROBATION	474	345
COUNTY TOTAL:	474	345
VERMILLION		
PROBATION	14	5
COUNTY TOTAL:	14	5
VIGO		
JUVENILE PROBATION	68	66
COUNTY TOTAL:	68	66

COMPLETED REPORTS
JUVENILE

	PREDISPOSITIONAL REPORTS	PROGRESS REPORTS
WABASH		
PROBATION	23	211
COUNTY TOTAL:	23	211
WARREN		
PROBATION	0	0
COUNTY TOTAL:	0	0
WARRICK		
PROBATION	5	7
COUNTY TOTAL:	5	7
WASHINGTON		
PROBATION	6	45
COUNTY TOTAL:	6	45
WAYNE		
PROBATION	33	35
COUNTY TOTAL:	33	35
WELLS		
PROBATION	7	11
COUNTY TOTAL:	7	11
WHITE		
PROBATION	10	6
COUNTY TOTAL:	10	6
WHITLEY		
PROBATION	13	0
COUNTY TOTAL:	13	0
STATE TOTALS		
GRAND TOTAL CIRCUIT, SUPERIOR & PROBATE:	6,567	7,898
GRAND TOTAL:	6,567	7,898

Juvenile Delinquency Demographics

Cases Filed for 2016

	0-5		6-9		10-12		13-16		17		18+		Total Race
	M	F	M	F	M	F	M	F	M	F	M	F	
	Adams												
PROBATION A	0	0	0	0	0	0	0	0	0	0	0	0	0
AIAN	0	0	0	0	0	0	0	0	1	0	0	0	1
BAAM	0	0	0	0	0	0	0	0	0	0	0	0	0
NHOPI	0	0	0	0	0	0	0	0	0	0	0	0	0
W	0	0	2	0	8	4	46	24	21	8	0	0	113
MR	0	0	0	0	0	0	0	0	0	1	0	0	1
O	0	0	0	0	0	0	0	0	0	0	0	0	0
Total	0		2		12		70		31		0		115
EH	0		0		0		5		1		0		6
ENH	0		2		12		65		30		0		109
EUK	0		0		0		0		0		0		0

Allen													
PROBATION A	0	0	0	0	0	1	14	1	7	1	0	0	24
AIAN	0	0	0	0	0	0	0	2	0	0	0	0	2
BAAM	0	0	5	2	22	12	188	98	85	34	2	0	448
NHOPI	0	0	0	0	0	0	0	0	0	0	0	0	0
W	0	0	2	0	41	15	211	128	82	55	2	0	536
MR	0	0	0	0	18	3	66	33	25	20	0	0	165
O	0	0	3	0	10	5	61	26	25	4	0	0	134
Total	0		12		127		828		338		4		1309
EH	0		0		12		80		29		1		122
ENH	0		12		115		748		309		3		1187
EUK	0		0		0		0		0		0		0

Bartholomew													
PROBATION A	0	0	0	0	0	0	0	0	0	0	0	0	0
AIAN	0	0	0	0	0	0	0	0	0	0	0	0	0
BAAM	0	0	0	0	0	0	7	2	4	2	0	0	15
NHOPI	0	0	0	0	0	0	0	0	0	0	0	0	0
W	0	0	1	0	5	0	37	14	20	3	2	0	82
MR	0	0	0	0	0	0	2	1	0	0	0	0	3
O	0	0	0	0	0	0	0	0	0	0	0	0	0
Total	0		1		5		63		29		2		100
EH	0		0		0		4		1		0		5

Legend: M=Male, F=Female, AIAN=American Indian or Alaskan Native, A=Asian, BAAM=Black or African American, EH=Ethnicity Hispanic, ENH=Ethnicity Non-Hispanic, EUK=Ethnicity Unknown, MR=Multi Racial, NHOPI=Native Hawaiian or Other Pacific Islander, O=Other, Total=Total By Age, W=White

Juvenile Delinquency Demographics

Cases Filed for 2016

	0-5		6-9		10-12		13-16		17		18+		Total Race
	M	F	M	F	M	F	M	F	M	F	M	F	
	ENH	0		1		5		59		28		2	
EUK	0		0		0		0		0		0		0

Benton

PROBATION A	0	0	0	0	0	0	0	0	0	0	0	0	0
AIAN	0	0	0	0	0	0	0	0	0	0	0	0	0
BAAM	0	0	0	0	2	0	0	0	0	0	0	0	2
NHOPI	0	0	0	0	0	0	0	0	0	0	0	0	0
W	0	0	0	0	5	1	6	3	4	1	1	0	21
MR	0	0	0	0	0	0	0	0	0	0	0	0	0
O	0	0	0	0	0	0	0	0	1	0	0	0	1
Total	0		0		8		9		6		1		24
EH	0		0		1		1		0		0		2
ENH	0		0		7		8		6		1		22
EUK	0		0		0		0		0		0		0

Blackford

PROBATION A	0	0	0	0	0	0	0	0	0	0	0	0	0
AIAN	0	0	0	0	0	0	0	0	0	0	0	0	0
BAAM	0	0	0	0	0	0	0	0	0	0	0	0	0
NHOPI	0	0	0	0	0	0	0	0	0	0	0	0	0
W	0	0	0	0	4	0	15	8	15	5	1	0	48
MR	0	0	0	0	0	0	0	0	1	0	0	0	1
O	0	0	0	0	0	0	0	0	0	0	0	0	0
Total	0		0		4		23		21		1		49
EH	0		0		0		0		0		0		0
ENH	0		0		1		1		6		0		8
EUK	0		0		3		22		15		1		41

Boone

PROBATION A	0	0	0	0	0	0	0	0	0	0	0	0	0
AIAN	0	0	0	0	0	0	0	0	0	0	0	0	0
BAAM	0	0	0	0	0	1	0	2	0	0	0	0	3
NHOPI	0	0	0	0	0	0	0	0	0	0	0	0	0
W	0	0	0	0	2	2	21	6	14	6	1	1	53
MR	0	0	0	0	0	0	0	0	0	0	0	0	0
O	0	0	0	0	0	0	0	2	1	0	0	0	3

Legend: M=Male, F=Female, AIAN=American Indian or Alaskan Native, A=Asian, BAAM=Black or African American, EH=Ethnicity Hispanic, ENH=Ethnicity Non-Hispanic, EUK=Ethnicity Unknown, MR=Multi Racial, NHOPI=Native Hawaiian or Other Pacific Islander, O=Other, Total=Total By Age, W=White

Juvenile Delinquency Demographics

Cases Filed for 2016

	0-5		6-9		10-12		13-16		17		18+		Total Race
	M	F	M	F	M	F	M	F	M	F	M	F	
Total	0	0	0	0	5	0	31	0	21	0	2	0	59
EH	0	0	0	0	0	0	0	0	0	0	0	0	0
ENH	0	0	0	0	0	0	9	0	10	0	0	0	19
EUK	0	0	0	0	5	0	22	0	11	0	2	0	40

Brown

PROBATIONA	0	0	0	0	0	0	0	0	0	0	0	0	0
AIAN	0	0	0	0	0	0	0	0	0	0	0	0	0
BAAM	0	0	0	0	0	0	0	0	0	0	0	0	0
NHOPI	0	0	0	0	0	0	0	0	0	0	0	0	0
W	0	0	0	0	8	0	13	3	16	6	3	3	52
MR	0	0	0	0	0	0	0	0	2	0	0	0	2
O	0	0	0	0	0	0	1	0	2	0	1	0	4
Total	0	0	0	0	8	0	17	3	26	6	7	3	58
EH	0	0	0	0	0	0	0	0	1	0	1	0	2
ENH	0	0	0	0	6	0	14	0	15	0	2	0	37
EUK	0	0	0	0	2	0	3	0	10	0	4	0	19

Carroll

PROBATIONA	0	0	0	0	0	0	0	0	0	0	0	0	0
AIAN	0	0	0	0	0	0	0	0	0	0	0	0	0
BAAM	0	0	0	0	0	0	0	0	0	0	0	0	0
NHOPI	0	0	0	0	0	0	0	0	0	0	0	0	0
W	0	0	0	0	0	0	4	3	2	0	1	1	11
MR	0	0	0	0	0	0	0	0	0	0	0	0	0
O	0	0	0	0	0	0	0	1	1	0	0	0	2
Total	0	0	0	0	0	0	8	3	3	0	2	1	13
EH	0	0	0	0	0	0	0	0	0	0	0	0	0
ENH	0	0	0	0	0	0	0	0	0	0	0	0	0
EUK	0	0	0	0	0	0	8	0	3	0	2	0	13

Cass

PROBATIONA	0	0	0	0	0	0	0	0	1	0	0	0	1
AIAN	0	0	0	0	0	0	0	0	0	0	0	0	0
BAAM	0	0	0	0	0	0	0	0	0	0	0	0	0
NHOPI	0	0	0	0	0	0	0	0	0	0	0	0	0
W	0	0	0	0	2	0	11	8	9	2	2	0	34

Legend: M=Male, F=Female, AIAN=American Indian or Alaskan Native, A=Asian, BAAM=Black or African American, EH=Ethnicity Hispanic, ENH=Ethnicity Non-Hispanic, EUK=Ethnicity Unknown, MR=Multi Racial, NHOPI=Native Hawaiian or Other Pacific Islander, O=Other, Total=Total By Age, W=White

Juvenile Delinquency Demographics

Cases Filed for 2016

	0-5		6-9		10-12		13-16		17		18+		Total Race
	M	F	M	F	M	F	M	F	M	F	M	F	
MR	0	0	0	0	1	0	2	0	2	0	0	0	5
O	0	0	0	0	0	3	8	1	3	0	0	0	15
Total	0	0	0	0	6	3	30	1	17	0	2	0	55
EH	0	0	0	0	3	0	10	0	4	0	0	0	17
ENH	0	0	0	0	3	0	10	0	6	0	1	0	20
EUK	0	0	0	0	0	0	10	0	7	0	1	0	18

Clark

PROBATIONA	0	0	0	0	0	0	0	0	0	0	0	0	0
AIAN	0	0	0	0	0	0	0	0	0	0	0	0	0
BAAM	0	0	0	0	0	1	10	5	3	1	0	0	20
NHOPI	0	0	0	0	0	0	0	0	0	0	0	0	0
W	0	0	0	0	6	1	32	9	9	3	2	1	63
MR	0	0	0	0	0	0	1	2	0	0	0	0	3
O	0	0	0	0	0	0	0	0	0	0	0	0	0
Total	0	0	0	0	8	1	59	16	16	4	3	1	86
EH	0	0	0	0	0	0	7	0	1	0	0	0	8
ENH	0	0	0	0	8	0	50	0	14	0	3	0	75
EUK	0	0	0	0	0	0	2	0	1	0	0	0	3

Clay

PROBATIONA	0	0	0	0	0	0	0	0	0	0	0	0	0
AIAN	0	0	0	0	0	0	0	0	0	0	0	0	0
BAAM	0	0	0	0	0	0	0	0	0	0	0	0	0
NHOPI	0	0	0	0	0	0	0	0	0	0	0	0	0
W	0	0	0	0	2	0	23	8	4	2	0	0	39
MR	0	0	0	0	0	0	0	0	0	0	0	0	0
O	0	0	0	0	0	0	0	0	0	0	0	0	0
Total	0	0	0	0	2	0	31	8	6	2	0	0	39
EH	0	0	0	0	0	0	0	0	0	0	0	0	0
ENH	0	0	0	0	2	0	31	0	6	0	0	0	39
EUK	0	0	0	0	0	0	0	0	0	0	0	0	0

Clinton

PROBATIONA	0	0	0	0	0	0	0	0	0	0	0	0	0
AIAN	0	0	0	0	0	0	0	0	0	0	0	0	0
BAAM	0	0	0	0	0	0	0	0	0	0	0	0	0

Juvenile Delinquency Demographics

Cases Filed for 2016

	0-5		6-9		10-12		13-16		17		18+		Total Race
	M	F	M	F	M	F	M	F	M	F	M	F	
NHOPI	0	0	0	0	0	0	0	0	0	0	0	0	0
W	0	0	0	0	0	0	3	3	1	0	0	0	7
MR	0	0	0	1	0	0	0	1	0	0	0	0	2
O	0	0	0	1	0	3	4	0	0	1	0	0	9
Total	0		2		3		11		2		0		18
EH	0		0		1		4		0		0		5
ENH	0		0		0		7		2		0		9
EUK	0		2		2		0		0		0		4

Crawford

PROBATIONA	0	0	0	0	0	0	0	0	0	0	0	0	0
AIAN	0	0	0	0	0	0	0	0	0	0	0	0	0
BAAM	0	0	0	0	0	0	0	0	0	0	0	0	0
NHOPI	0	0	0	0	0	0	0	0	0	0	0	0	0
W	0	0	0	0	0	0	11	2	0	0	0	0	13
MR	0	0	0	0	0	0	0	0	0	0	0	0	0
O	0	0	0	0	0	0	0	0	0	0	0	0	0
Total	0		0		0		13		0		0		13
EH	0		0		0		0		0		0		0
ENH	0		0		0		0		0		0		0
EUK	0		0		0		13		0		0		13

Daviess

PROBATIONA	0	0	0	0	0	0	0	0	0	0	0	0	0
AIAN	0	0	0	0	0	0	0	0	0	0	0	0	0
BAAM	0	0	0	0	0	0	3	1	1	0	0	0	5
NHOPI	0	0	0	0	0	0	0	0	0	0	0	0	0
W	0	0	0	0	2	0	27	6	14	2	0	3	54
MR	0	0	0	0	0	0	1	0	1	1	0	0	3
O	0	0	0	0	0	0	0	0	0	0	0	0	0
Total	0		0		2		38		19		3		62
EH	0		0		0		2		2		0		4
ENH	0		0		2		36		17		3		58
EUK	0		0		0		0		0		0		0

Dearborn

PROBATIONA	0	0	0	0	0	0	0	0	0	0	0	0	0
------------	---	---	---	---	---	---	---	---	---	---	---	---	---

Legend: M=Male, F=Female, AIAN=American Indian or Alaskan Native, A=Asian, BAAM=Black or African American, EH=Ethnicity Hispanic, ENH=Ethnicity Non-Hispanic, EUK=Ethnicity Unknown, MR=Multi Racial, NHOPI=Native Hawaiian or Other Pacific Islander, O=Other, Total=Total By Age, W=White

Juvenile Delinquency Demographics

Cases Filed for 2016

	0-5		6-9		10-12		13-16		17		18+		Total Race
	M	F	M	F	M	F	M	F	M	F	M	F	
AIAN	0	0	0	0	0	0	0	0	0	0	0	0	0
BAAM	0	0	0	0	0	0	0	0	0	0	0	0	0
NHOPI	0	0	0	0	0	0	0	0	0	0	0	0	0
W	0	0	0	0	6	0	56	23	36	7	4	4	136
MR	0	0	0	0	1	0	1	0	0	0	0	0	2
O	0	0	0	0	0	0	0	1	0	0	0	0	1
Total	0	0	0	0	7	0	81	23	43	7	8	4	139
EH	0	0	0	0	0	0	1	0	0	0	0	0	1
ENH	0	0	0	0	0	0	0	0	0	0	0	0	0
EUK	0	0	0	0	7	0	80	23	43	7	8	4	138

Decatur

PROBATION A	0	0	0	0	0	0	0	0	0	0	0	0	0
AIAN	0	0	0	0	0	0	0	0	0	0	0	0	0
BAAM	0	0	0	0	0	0	0	0	0	0	0	0	0
NHOPI	0	0	0	0	0	0	0	0	0	0	0	0	0
W	0	0	0	0	3	1	29	17	7	6	0	0	63
MR	0	0	0	0	0	0	0	0	0	0	0	0	0
O	0	0	0	0	0	0	0	0	0	0	0	0	0
Total	0	0	0	0	4	1	46	17	13	6	0	0	63
EH	0	0	0	0	0	0	0	0	0	0	0	0	0
ENH	0	0	0	0	0	0	0	0	0	0	0	0	0
EUK	0	0	0	0	4	1	46	17	13	6	0	0	63

DeKalb

PROBATION A	0	0	0	0	0	0	0	2	0	0	0	0	2
AIAN	0	0	0	0	0	0	0	0	0	0	0	0	0
BAAM	0	0	0	0	1	0	1	0	0	0	4	0	6
NHOPI	0	0	0	0	0	0	0	0	0	0	0	0	0
W	0	0	0	0	3	1	63	16	18	6	15	3	125
MR	0	0	0	0	0	0	3	0	0	0	0	0	3
O	0	0	0	0	0	0	0	0	0	0	0	0	0
Total	0	0	0	0	5	1	85	16	24	6	22	3	136
EH	0	0	0	0	0	0	0	0	1	0	0	0	1
ENH	0	0	0	0	2	0	45	0	8	0	12	0	67
EUK	0	0	0	0	3	1	40	16	15	6	10	3	68

Juvenile Delinquency Demographics

Cases Filed for 2016

	0-5		6-9		10-12		13-16		17		18+		Total Race
	M	F	M	F	M	F	M	F	M	F	M	F	
	Delaware												
PROBATION A	0	0	0	0	0	0	0	0	0	0	0	0	0
AIAN	0	0	0	0	0	0	0	0	0	0	0	0	0
BAAM	0	0	0	0	4	0	27	7	10	1	1	0	50
NHOPI	0	0	0	0	0	0	0	0	0	0	0	0	0
W	0	0	0	0	7	4	61	17	24	7	3	0	123
MR	0	0	0	0	2	0	7	7	2	1	1	0	20
O	0	0	0	0	0	0	0	0	0	0	0	0	0
Total	0	0	0	0	17	4	126	34	45	9	5	0	193
EH	0	0	0	0	1	0	5	0	2	0	0	0	8
ENH	0	0	0	0	16	4	110	34	34	0	0	0	160
EUK	0	0	0	0	0	0	11	0	9	0	5	0	25

Dubois													
PROBATION A	0	0	0	0	0	0	0	0	0	0	0	0	0
AIAN	0	0	0	0	0	0	0	0	0	0	0	0	0
BAAM	0	0	0	0	0	0	2	0	0	0	0	0	2
NHOPI	0	0	0	0	0	0	0	0	0	0	0	0	0
W	0	0	0	0	1	0	26	7	10	6	4	1	55
MR	0	0	0	0	0	0	0	0	0	0	0	0	0
O	0	0	0	0	0	0	0	0	0	0	0	0	0
Total	0	0	0	0	1	0	35	7	16	6	5	1	57
EH	0	0	0	0	0	0	9	0	4	0	0	0	13
ENH	0	0	0	0	1	0	26	0	12	0	5	0	44
EUK	0	0	0	0	0	0	0	0	0	0	0	0	0

Elkhart													
PROBATION A	0	0	0	0	0	0	0	0	2	0	1	0	3
AIAN	0	0	0	0	0	0	0	0	0	0	0	0	0
BAAM	0	0	0	0	3	0	24	27	10	2	3	2	71
NHOPI	0	0	0	0	0	0	0	0	0	0	0	0	0
W	0	0	0	0	3	1	60	9	35	6	20	10	144
MR	0	0	0	0	0	0	1	1	0	2	1	0	5
O	0	0	0	0	0	0	0	1	0	0	1	1	3
Total	0	0	0	0	7	1	123	37	57	8	39	10	226
EH	0	0	0	0	2	0	17	0	12	0	9	0	40

Legend: M=Male, F=Female, AIAN=American Indian or Alaskan Native, A=Asian, BAAM=Black or African American, EH=Ethnicity Hispanic, ENH=Ethnicity Non-Hispanic, EUK=Ethnicity Unknown, MR=Multi Racial, NHOPI=Native Hawaiian or Other Pacific Islander, O=Other, Total=Total By Age, W=White

Juvenile Delinquency Demographics

Cases Filed for 2016

	0-5		6-9		10-12		13-16		17		18+		Total Race
	M	F	M	F	M	F	M	F	M	F	M	F	
ENH	0		0		4		72		34		20		130
EUK	0		0		1		34		11		10		56

Fayette

PROBATION A	0	0	0	0	0	0	0	0	0	0	0	0	0
AIAN	0	0	0	0	0	0	0	0	0	0	0	0	0
BAAM	0	0	0	0	0	0	0	0	1	0	0	0	1
NHOPI	0	0	0	0	0	0	0	0	0	0	0	0	0
W	0	0	0	0	0	0	9	3	3	1	0	1	17
MR	0	0	0	0	1	0	0	0	0	0	0	0	1
O	0	0	0	0	0	0	0	0	0	0	0	0	0
Total	0		0		1		12		5		1		19
EH	0		0		0		2		2		0		4
ENH	0		0		1		9		3		1		14
EUK	0		0		0		1		0		0		1

Floyd

PROBATION A	0	0	0	0	0	0	0	0	0	0	0	0	0
AIAN	0	0	0	0	0	0	0	0	0	0	0	0	0
BAAM	0	0	0	0	1	0	14	6	7	0	0	0	28
NHOPI	0	0	0	0	0	0	0	0	0	0	0	0	0
W	0	0	0	0	0	0	25	12	16	4	2	0	59
MR	0	0	0	0	0	0	0	0	1	0	0	0	1
O	0	0	0	0	0	0	0	3	0	0	0	0	3
Total	0		0		1		60		28		2		91
EH	0		0		0		0		1		0		1
ENH	0		0		0		5		5		1		11
EUK	0		0		1		55		22		1		79

Fountain

PROBATION A	0	0	0	0	0	0	0	0	0	0	0	0	0
AIAN	0	0	0	0	0	0	0	0	0	0	0	0	0
BAAM	0	0	0	0	0	0	0	0	0	0	0	0	0
NHOPI	0	0	0	0	0	0	0	0	0	0	0	0	0
W	0	0	0	0	0	0	2	0	0	0	0	0	2
MR	0	0	0	0	0	0	0	0	0	0	0	0	0
O	0	0	0	0	0	0	0	0	0	0	0	0	0

Juvenile Delinquency Demographics

Cases Filed for 2016

	0-5		6-9		10-12		13-16		17		18+		Total Race
	M	F	M	F	M	F	M	F	M	F	M	F	
Total	0	0	0	0	0	0	2	0	0	0	0	0	2
EH	0	0	0	0	0	0	0	0	0	0	0	0	0
ENH	0	0	0	0	0	0	2	0	0	0	0	0	2
EUK	0	0	0	0	0	0	0	0	0	0	0	0	0

Franklin

PROBATIONA	0	0	0	0	0	0	0	0	0	0	0	0	0
AIAN	0	0	0	0	0	0	0	0	0	0	0	0	0
BAAM	0	0	0	0	0	0	0	0	0	0	0	0	0
NHOPI	0	0	0	0	0	0	0	0	0	0	0	0	0
W	0	0	0	0	1	0	1	1	3	1	2	0	9
MR	0	0	0	0	0	0	0	0	1	0	0	0	1
O	0	0	0	0	0	0	0	0	0	0	0	0	0
Total	0	0	0	0	1	0	2	1	5	1	2	0	10
EH	0	0	0	0	0	0	0	0	1	0	0	0	1
ENH	0	0	0	0	1	0	2	1	4	1	2	0	9
EUK	0	0	0	0	0	0	0	0	0	0	0	0	0

Fulton

PROBATIONA	0	0	0	0	0	0	0	0	0	0	0	0	0
AIAN	0	0	0	0	0	0	0	0	0	0	0	0	0
BAAM	0	0	0	0	0	0	0	0	0	0	0	0	0
NHOPI	0	0	0	0	0	0	0	0	0	0	0	0	0
W	0	0	0	0	2	1	5	4	6	4	0	0	22
MR	0	0	0	0	0	0	0	0	0	0	0	0	0
O	0	0	0	0	0	0	0	0	0	0	0	0	0
Total	0	0	0	0	3	1	9	4	10	4	0	0	22
EH	0	0	0	0	0	0	0	0	2	0	0	0	2
ENH	0	0	0	0	3	1	9	4	8	4	0	0	20
EUK	0	0	0	0	0	0	0	0	0	0	0	0	0

Gibson

PROBATIONA	0	0	0	0	0	0	0	0	0	0	0	0	0
AIAN	0	0	0	0	0	0	0	0	0	0	0	0	0
BAAM	0	0	0	0	0	0	0	0	0	0	0	0	0
NHOPI	0	0	0	0	0	0	0	0	0	0	0	0	0
W	0	0	0	0	0	0	13	1	9	0	4	0	27

Legend: M=Male, F=Female, AIAN=American Indian or Alaskan Native, A=Asian, BAAM=Black or African American, EH=Ethnicity Hispanic, ENH=Ethnicity Non-Hispanic, EUK=Ethnicity Unknown, MR=Multi Racial, NHOPI=Native Hawaiian or Other Pacific Islander, O=Other, Total=Total By Age, W=White

Juvenile Delinquency Demographics

Cases Filed for 2016

	0-5		6-9		10-12		13-16		17		18+		Total Race
	M	F	M	F	M	F	M	F	M	F	M	F	
MR	0	0	0	0	0	0	3	0	0	0	0	0	3
O	0	0	0	0	0	0	0	0	0	0	0	0	0
Total	0		0		0		17		9		4		30
EH	0		0		0		0		0		0		0
ENH	0		0		0		2		1		1		4
EUK	0		0		0		15		8		3		26

Grant

PROBATIONA	0	0	0	0	0	0	0	0	0	0	0	0	0
AIAN	0	0	0	0	0	0	0	0	0	0	0	0	0
BAAM	0	0	0	0	0	0	27	5	14	3	2	0	51
NHOPI	0	0	0	0	0	0	0	0	0	0	0	0	0
W	0	0	0	0	4	3	56	34	26	10	3	0	136
MR	0	0	0	0	0	0	4	1	0	0	0	0	5
O	0	0	0	0	0	0	0	0	0	0	0	0	0
Total	0		0		7		127		53		5		192
EH	0		0		0		3		3		0		6
ENH	0		0		7		124		50		2		183
EUK	0		0		0		0		0		3		3

Greene

PROBATIONA	0	0	0	0	0	0	0	0	0	0	0	0	0
AIAN	0	0	0	0	0	0	0	0	0	0	0	0	0
BAAM	0	0	0	0	0	0	0	0	0	0	0	0	0
NHOPI	0	0	0	0	0	0	0	0	0	0	0	0	0
W	0	0	0	0	1	2	31	0	11	2	3	0	50
MR	0	0	0	0	0	0	1	0	0	0	0	0	1
O	0	0	0	0	0	0	0	0	0	0	0	0	0
Total	0		0		3		32		13		3		51
EH	0		0		0		0		0		0		0
ENH	0		0		1		8		7		2		18
EUK	0		0		2		24		6		1		33

Hamilton

PROBATIONA	0	0	0	0	0	0	1	0	0	0	0	0	1
AIAN	0	0	0	0	0	0	0	0	0	0	0	0	0
BAAM	0	0	0	0	0	0	4	6	2	2	2	0	16

Juvenile Delinquency Demographics

Cases Filed for 2016

	0-5		6-9		10-12		13-16		17		18+		Total Race
	M	F	M	F	M	F	M	F	M	F	M	F	
NHOPI	0	0	0	0	0	0	0	0	0	0	0	0	0
W	0	0	0	0	0	0	33	13	26	9	17	4	102
MR	0	0	0	0	0	0	0	1	1	0	0	0	2
O	0	0	0	0	0	0	1	0	1	0	0	0	2
Total	0	0	0	0	0	0	59	41	41	9	23	4	123
EH	0	0	0	0	0	0	2	1	1	0	0	0	3
ENH	0	0	0	0	0	0	45	37	37	9	18	4	100
EUK	0	0	0	0	0	0	12	3	3	0	5	0	20

Hancock

PROBATIONA	0	0	0	0	0	0	0	0	0	0	0	0	0
AIAN	0	0	0	0	0	0	0	0	0	0	0	0	0
BAAM	0	0	0	0	0	0	3	0	0	0	0	0	3
NHOPI	0	0	0	0	0	0	0	0	0	0	0	0	0
W	0	0	0	0	0	0	9	4	8	2	4	3	30
MR	0	0	0	0	0	0	0	0	1	0	0	0	1
O	0	0	0	0	0	0	0	0	0	0	0	0	0
Total	0	0	0	0	0	0	16	11	11	2	7	3	34
EH	0	0	0	0	0	0	0	0	0	0	0	0	0
ENH	0	0	0	0	0	0	0	0	0	0	0	0	0
EUK	0	0	0	0	0	0	16	11	11	2	7	3	34

Harrison

PROBATIONA	0	0	0	0	0	0	0	0	0	0	0	0	0
AIAN	0	0	0	0	0	0	0	0	0	0	0	0	0
BAAM	0	0	0	0	0	0	0	0	0	0	0	0	0
NHOPI	0	0	0	0	0	0	0	0	0	0	0	0	0
W	0	0	0	0	0	1	20	5	7	1	1	0	35
MR	0	0	0	0	0	0	1	0	0	0	0	0	1
O	0	0	0	0	0	0	0	0	0	0	0	0	0
Total	0	0	0	0	1	1	26	8	8	1	1	0	36
EH	0	0	0	0	0	0	3	1	1	0	0	0	4
ENH	0	0	0	0	0	0	16	6	6	1	1	0	23
EUK	0	0	0	0	1	1	7	1	1	0	0	0	9

Hendricks

PROBATIONA	0	0	0	0	0	0	0	0	1	0	0	0	1
------------	---	---	---	---	---	---	---	---	---	---	---	---	---

Legend: M=Male, F=Female, AIAN=American Indian or Alaskan Native, A=Asian, BAAM=Black or African American, EH=Ethnicity Hispanic, ENH=Ethnicity Non-Hispanic, EUK=Ethnicity Unknown, MR=Multi Racial, NHOPI=Native Hawaiian or Other Pacific Islander, O=Other, Total=Total By Age, W=White

Juvenile Delinquency Demographics

Cases Filed for 2016

	0-5		6-9		10-12		13-16		17		18+		Total Race
	M	F	M	F	M	F	M	F	M	F	M	F	
AIAN	0	0	0	0	0	0	0	0	0	0	0	0	0
BAAM	0	0	0	0	1	0	14	3	7	4	3	0	32
NHOPI	0	0	0	0	0	0	0	0	0	0	0	0	0
W	0	0	0	0	3	0	42	22	28	16	9	6	126
MR	0	0	0	0	0	0	1	3	2	0	1	0	7
O	0	0	0	0	0	0	1	0	3	1	0	0	5
Total	0	0	0	0	4	0	86	22	62	16	19	6	171
EH	0	0	0	0	0	0	0	0	2	0	0	0	2
ENH	0	0	0	0	4	0	47	0	31	0	11	0	93
EUK	0	0	0	0	0	0	39	0	29	0	8	0	76

Henry

PROBATION A	0	0	0	0	0	0	0	0	0	0	0	0	0
AIAN	0	0	0	0	0	0	0	0	0	0	0	0	0
BAAM	0	0	0	0	0	0	0	0	0	0	0	0	0
NHOPI	0	0	0	0	0	0	0	0	0	0	0	0	0
W	0	0	0	0	0	0	12	5	3	1	0	0	21
MR	0	0	0	0	0	0	0	0	0	0	0	0	0
O	0	0	0	0	0	0	0	0	0	0	0	0	0
Total	0	0	0	0	0	0	17	5	4	1	0	0	21
EH	0	0	0	0	0	0	0	0	0	0	0	0	0
ENH	0	0	0	0	0	0	0	0	0	0	0	0	0
EUK	0	0	0	0	0	0	17	5	4	1	0	0	21

Howard

PROBATION A	0	0	0	0	0	0	0	0	0	0	0	0	0
AIAN	0	0	0	0	0	0	0	0	0	0	0	0	0
BAAM	0	0	0	0	2	0	19	4	3	4	0	0	32
NHOPI	0	0	0	0	0	0	0	0	0	0	0	0	0
W	0	0	0	0	3	2	25	5	13	5	0	0	53
MR	0	0	0	0	0	0	0	0	0	0	0	0	0
O	0	0	0	0	0	0	0	6	2	1	0	0	9
Total	0	0	0	0	7	2	59	15	28	10	0	0	94
EH	0	0	0	0	0	0	0	0	0	0	0	0	0
ENH	0	0	0	0	0	0	0	0	0	0	0	0	0
EUK	0	0	0	0	7	2	59	15	28	10	0	0	94

Juvenile Delinquency Demographics

Cases Filed for 2016

	0-5		6-9		10-12		13-16		17		18+		Total Race
	M	F	M	F	M	F	M	F	M	F	M	F	
	Huntington												
PROBATION A	0	0	0	0	0	0	0	0	0	0	0	0	0
AIAN	0	0	0	0	0	0	0	0	0	0	0	0	0
BAAM	0	0	0	0	0	0	0	0	0	0	0	0	0
NHOPI	0	0	0	0	0	0	1	0	0	0	0	0	1
W	0	0	0	0	2	0	57	13	16	9	2	0	99
MR	0	0	0	0	0	0	1	0	0	0	0	0	1
O	0	0	0	0	0	0	0	0	0	0	0	0	0
Total	0	0	0	0	2	0	72	13	25	9	2	0	101
EH	0	0	0	0	0	0	1	0	0	0	0	0	1
ENH	0	0	0	0	0	0	0	0	0	0	0	0	0
EUK	0	0	0	0	2	0	71	13	25	9	2	0	100

Jackson													
PROBATION A	0	0	0	0	0	0	0	0	0	0	0	0	0
AIAN	0	0	0	0	0	0	0	0	0	0	0	0	0
BAAM	0	0	0	0	1	0	0	0	0	0	0	0	1
NHOPI	0	0	0	0	0	0	0	0	0	0	0	0	0
W	0	0	0	0	1	0	16	6	4	2	0	0	29
MR	0	0	0	0	0	0	0	0	0	0	0	0	0
O	0	0	0	0	0	0	0	0	0	0	0	0	0
Total	0	0	0	0	2	0	22	6	6	2	0	0	30
EH	0	0	0	0	0	0	1	0	0	0	0	0	1
ENH	0	0	0	0	1	0	18	6	3	2	0	0	22
EUK	0	0	0	0	1	0	3	6	3	2	0	0	7

Jasper													
PROBATION A	0	0	0	0	0	0	0	0	0	0	0	0	0
AIAN	0	0	0	0	0	0	0	0	0	0	0	0	0
BAAM	0	0	0	0	0	0	0	0	0	0	0	0	0
NHOPI	0	0	0	0	0	0	0	0	0	0	0	0	0
W	0	0	0	0	1	0	12	6	4	1	1	0	25
MR	0	0	0	0	0	0	0	0	0	0	0	0	0
O	0	0	0	0	0	0	0	0	0	1	0	0	1
Total	0	0	0	0	1	0	18	6	6	1	1	0	26
EH	0	0	0	0	0	0	0	0	1	0	0	0	1

Juvenile Delinquency Demographics

Cases Filed for 2016

	0-5		6-9		10-12		13-16		17		18+		Total Race
	M	F	M	F	M	F	M	F	M	F	M	F	
ENH	0		0		1		17		4		1		23
EUK	0		0		0		1		1		0		2

Jay

PROBATION A	0	0	0	0	0	0	0	0	0	0	0	0	0
AIAN	0	0	0	0	0	0	0	0	0	0	0	0	0
BAAM	1	0	0	0	0	0	0	0	0	0	0	0	1
NHOPI	0	0	0	0	0	0	0	0	0	0	0	0	0
W	2	5	0	0	1	0	6	4	1	0	0	0	19
MR	0	0	0	0	0	0	0	0	0	0	0	0	0
O	0	0	0	0	0	0	0	0	0	0	0	0	0
Total	8		0		1		10		1		0		20
EH	0		0		0		0		0		0		0
ENH	0		0		0		0		0		0		0
EUK	8		0		1		10		1		0		20

Jefferson

PROBATION A	0	0	0	0	0	0	0	0	0	0	0	0	0
AIAN	0	0	0	0	0	0	0	0	0	0	0	0	0
BAAM	0	0	0	0	0	0	2	5	0	0	0	0	7
NHOPI	0	0	0	0	0	0	0	0	0	0	0	0	0
W	0	0	0	0	0	0	75	59	7	15	0	0	156
MR	0	0	0	0	0	0	0	0	0	0	0	0	0
O	0	0	0	0	0	0	20	16	2	3	0	0	41
Total	0		0		0		177		27		0		204
EH	0		0		0		0		0		0		0
ENH	0		0		0		125		22		0		147
EUK	0		0		0		52		5		0		57

Jennings

PROBATION A	0	0	0	0	0	0	0	0	0	0	0	0	0
AIAN	0	0	0	0	0	0	0	0	0	0	0	0	0
BAAM	0	0	0	0	0	0	0	0	0	0	0	0	0
NHOPI	0	0	0	0	0	0	0	0	0	0	0	0	0
W	0	0	0	0	0	0	0	0	0	0	1	0	1
MR	0	0	0	0	0	0	0	0	0	0	0	0	0
O	0	0	0	0	0	0	0	0	0	0	0	0	0

Juvenile Delinquency Demographics

Cases Filed for 2016

	0-5		6-9		10-12		13-16		17		18+		Total Race
	M	F	M	F	M	F	M	F	M	F	M	F	
Total	0	0	0	0	0	0	0	0	0	0	1	1	1
EH	0	0	0	0	0	0	0	0	0	0	0	0	0
ENH	0	0	0	0	0	0	0	0	0	0	1	1	1
EUK	0	0	0	0	0	0	0	0	0	0	0	0	0

Johnson

PROBATIONA	0	0	0	0	0	0	1	0	0	0	0	0	0	1
AIAN	0	0	0	0	0	0	0	0	0	0	0	0	0	0
BAAM	0	0	0	0	0	0	0	0	0	0	0	0	0	0
NHOPI	0	0	0	0	0	0	1	0	0	0	0	0	0	1
W	0	0	1	0	5	1	80	34	28	10	5	4	168	
MR	0	0	0	0	0	0	6	3	2	2	2	0	15	
O	0	0	0	0	1	0	16	4	9	1	0	2	33	
Total	0	0	1	0	7	1	145	34	52	10	13	4	218	
EH	0	0	0	0	0	0	3	3	5	2	4	0	12	
ENH	0	0	1	0	7	1	142	31	47	8	9	0	206	
EUK	0	0	0	0	0	0	0	0	0	0	0	0	0	

Knox

PROBATIONA	0	0	0	0	0	0	0	0	0	0	0	0	0	0
AIAN	0	0	0	0	0	0	0	0	0	0	0	0	0	0
BAAM	0	0	0	0	0	0	1	2	4	0	0	0	7	
NHOPI	0	0	0	0	0	0	0	0	0	0	0	0	0	
W	0	0	0	0	0	2	28	18	8	1	0	0	57	
MR	0	0	0	0	0	0	0	0	0	0	0	0	0	
O	0	0	0	0	0	0	0	0	0	0	0	0	0	
Total	0	0	0	0	2	2	49	18	13	1	0	0	64	
EH	0	0	0	0	0	0	0	0	3	0	0	0	3	
ENH	0	0	0	0	0	0	0	0	0	0	0	0	0	
EUK	0	0	0	0	2	2	49	18	10	0	0	0	61	

Kosciusko

PROBATIONA	0	0	0	0	0	0	0	0	0	0	0	0	0	0
AIAN	0	0	0	0	0	0	0	0	0	0	0	0	0	0
BAAM	0	0	0	0	0	0	1	1	2	0	0	0	4	
NHOPI	0	0	0	0	0	0	0	0	0	0	0	0	0	
W	0	0	0	0	0	0	11	7	3	3	0	0	24	

Legend: M=Male, F=Female, AIAN=American Indian or Alaskan Native, A=Asian, BAAM=Black or African American, EH=Ethnicity Hispanic, ENH=Ethnicity Non-Hispanic, EUK=Ethnicity Unknown, MR=Multi Racial, NHOPI=Native Hawaiian or Other Pacific Islander, O=Other, Total=Total By Age, W=White

Juvenile Delinquency Demographics

Cases Filed for 2016

	0-5		6-9		10-12		13-16		17		18+		Total Race
	M	F	M	F	M	F	M	F	M	F	M	F	
MR	0	0	0	0	0	0	0	1	0	0	0	0	1
O	0	0	0	0	0	0	2	0	1	1	0	0	4
Total	0		0		0		23		10		0		33
EH	0		0		0		3		0		0		3
ENH	0		0		0		7		0		0		7
EUK	0		0		0		13		10		0		23

LaGrange

PROBATIONA	0	0	0	0	0	0	0	0	0	0	0	0	0
AIAN	0	0	0	0	0	0	0	0	0	0	0	0	0
BAAM	0	0	0	0	0	0	0	0	1	1	0	0	2
NHOPI	0	0	0	0	0	0	0	0	0	0	0	0	0
W	0	0	0	0	0	0	8	8	12	4	7	1	40
MR	0	0	0	0	0	0	0	0	0	0	0	0	0
O	0	0	0	0	0	0	0	0	0	0	0	0	0
Total	0		0		0		16		18		8		42
EH	0		0		0		0		0		2		2
ENH	0		0		0		16		18		6		40
EUK	0		0		0		0		0		0		0

Lake

PROBATIONA	0	0	0	0	0	0	0	0	0	0	0	0	0
AIAN	0	0	0	0	0	0	0	0	0	0	0	0	0
BAAM	0	0	2	0	3	5	136	64	70	22	5	2	309
NHOPI	0	0	0	0	0	0	0	0	0	0	0	0	0
W	0	0	0	0	5	1	118	60	74	40	6	4	308
MR	0	0	0	0	0	0	19	6	12	2	1	1	41
O	0	0	0	0	0	0	17	8	8	3	0	0	36
Total	0		2		14		428		231		19		694
EH	0		0		1		74		48		3		126
ENH	0		2		13		354		183		16		568
EUK	0		0		0		0		0		0		0

LaPorte

PROBATIONA	0	0	0	0	0	0	0	0	0	0	0	0	0
AIAN	0	0	0	0	0	0	0	0	0	0	0	0	0
BAAM	0	0	0	0	4	0	41	5	14	2	0	0	66

Juvenile Delinquency Demographics

Cases Filed for 2016

	0-5		6-9		10-12		13-16		17		18+		Total Race
	M	F	M	F	M	F	M	F	M	F	M	F	
NHOPI	0	0	0	0	0	0	0	0	0	0	0	0	0
W	0	0	0	0	1	0	40	23	15	5	0	0	84
MR	0	0	0	0	0	0	2	4	3	0	0	0	9
O	0	0	0	0	0	0	1	2	0	0	0	0	3
Total	0	0	0	0	5	0	118	0	39	0	0	0	162
EH	0	0	0	0	0	0	3	0	0	0	0	0	3
ENH	0	0	0	0	2	0	67	0	18	0	0	0	87
EUK	0	0	0	0	3	0	48	0	21	0	0	0	72

Lawrence

PROBATIONA	0	0	0	0	0	0	0	0	0	0	0	0	0
AIAN	0	0	0	0	0	0	0	0	0	0	0	0	0
BAAM	0	0	0	0	0	0	0	0	0	0	0	0	0
NHOPI	0	0	0	0	0	0	0	0	0	0	0	0	0
W	0	0	0	0	0	0	26	9	11	2	2	0	50
MR	0	0	0	0	0	0	0	0	0	0	0	0	0
O	0	0	0	0	0	0	2	0	0	0	0	0	2
Total	0	0	0	0	0	0	37	0	13	0	2	0	52
EH	0	0	0	0	0	0	0	0	1	0	0	0	1
ENH	0	0	0	0	0	0	6	0	1	0	0	0	7
EUK	0	0	0	0	0	0	31	0	11	0	2	0	44

Madison

PROBATIONA	0	0	0	0	0	0	0	0	0	0	0	0	0
AIAN	0	0	0	0	0	0	0	0	0	0	0	0	0
BAAM	0	0	0	0	9	4	42	18	22	1	2	0	98
NHOPI	0	0	0	0	0	0	0	0	0	0	0	0	0
W	0	0	1	0	16	0	79	45	30	23	6	4	204
MR	0	0	0	0	0	0	0	0	0	0	0	0	0
O	0	0	0	0	0	0	4	1	4	0	0	0	9
Total	0	0	1	0	29	0	189	0	80	0	12	0	311
EH	0	0	0	0	3	0	12	0	6	0	1	0	22
ENH	0	0	1	0	26	0	177	0	74	0	11	0	289
EUK	0	0	0	0	0	0	0	0	0	0	0	0	0

Marion

PROBATIONA	0	0	0	0	0	1	11	0	0	0	0	0	12
------------	---	---	---	---	---	---	----	---	---	---	---	---	----

Legend: M=Male, F=Female, AIAN=American Indian or Alaskan Native, A=Asian, BAAM=Black or African American, EH=Ethnicity Hispanic, ENH=Ethnicity Non-Hispanic, EUK=Ethnicity Unknown, MR=Multi Racial, NHOPI=Native Hawaiian or Other Pacific Islander, O=Other, Total=Total By Age, W=White

Juvenile Delinquency Demographics

Cases Filed for 2016

	0-5		6-9		10-12		13-16		17		18+		Total Race
	M	F	M	F	M	F	M	F	M	F	M	F	
AIAN	0	0	0	0	0	0	0	1	0	0	0	0	1
BAAM	0	0	1	0	27	13	549	168	235	67	6	1	1067
NHOPI	0	0	0	0	0	0	0	0	0	0	0	0	0
W	0	0	1	0	12	3	281	94	124	28	2	2	547
MR	0	0	0	0	3	0	81	26	25	11	1	0	147
O	0	0	0	0	0	0	3	1	1	0	0	0	5
Total	0		2		59		1215		491		12		1779
EH	0		1		3		112		53		2		171
ENH	0		1		56		1103		438		10		1608
EUK	0		0		0		0		0		0		0

Marshall

PROBATION A	0	0	0	0	0	0	0	0	0	0	0	0	0
AIAN	0	0	0	0	0	0	0	0	0	0	0	0	0
BAAM	0	0	0	0	0	0	0	0	0	0	1	0	1
NHOPI	0	0	0	0	0	0	0	0	0	0	0	0	0
W	0	0	0	0	2	0	6	1	5	0	1	0	15
MR	0	0	0	0	0	0	0	0	0	0	0	0	0
O	0	0	0	0	0	0	1	1	0	0	1	0	3
Total	0		0		2		9		5		3		19
EH	0		0		0		1		0		0		1
ENH	0		0		0		0		0		0		0
EUK	0		0		2		8		5		3		18

Martin

PROBATION A	0	0	0	0	0	0	0	0	0	0	0	0	0
AIAN	0	0	0	0	0	0	0	0	0	0	0	0	0
BAAM	0	0	0	0	0	0	0	0	0	0	0	0	0
NHOPI	0	0	0	0	0	0	0	0	0	0	0	0	0
W	0	0	0	0	0	0	0	0	0	0	0	0	0
MR	0	0	0	0	0	0	0	0	0	0	0	0	0
O	0	0	0	0	0	0	0	0	0	0	0	0	0
Total	0		0		0		0		0		0		0
EH	0		0		0		0		0		0		0
ENH	0		0		0		0		0		0		0
EUK	0		0		0		0		0		0		0

Juvenile Delinquency Demographics

Cases Filed for 2016

	0-5		6-9		10-12		13-16		17		18+		Total Race
	M	F	M	F	M	F	M	F	M	F	M	F	
	Miami												
PROBATION A	0	0	0	0	0	0	0	0	0	0	0	0	0
AIAN	0	0	0	0	0	0	0	0	0	0	0	0	0
BAAM	0	0	0	0	1	0	1	0	0	0	0	0	2
NHOPI	0	0	0	0	0	0	0	0	0	0	0	0	0
W	0	0	0	0	1	1	16	8	3	7	0	0	36
MR	0	0	0	0	0	0	0	0	0	0	0	0	0
O	0	0	0	0	0	0	0	0	0	0	0	0	0
Total	0	0	0	0	3	1	25	8	10	7	0	0	38
EH	0	0	0	0	0	0	0	0	0	0	0	0	0
ENH	0	0	0	0	2	1	10	7	4	3	0	0	16
EUK	0	0	0	0	1	1	15	8	6	3	0	0	22

Monroe													
PROBATION A	0	0	0	0	0	0	0	0	0	0	0	0	0
AIAN	0	0	0	0	0	0	0	0	0	0	0	0	0
BAAM	0	0	0	0	0	0	5	2	1	1	0	0	9
NHOPI	0	0	0	0	0	0	0	0	0	0	0	0	0
W	0	0	0	0	0	1	19	8	12	3	0	0	43
MR	0	0	0	0	0	0	5	2	4	0	0	0	11
O	0	0	0	0	0	0	0	0	2	0	0	0	2
Total	0	0	0	0	1	1	41	10	23	3	0	0	65
EH	0	0	0	0	0	0	1	0	6	0	0	0	7
ENH	0	0	0	0	1	1	40	7	17	3	0	0	58
EUK	0	0	0	0	0	0	0	0	0	0	0	0	0

Montgomery													
PROBATION A	0	0	0	0	0	0	0	0	0	0	0	0	0
AIAN	0	0	0	0	0	0	0	0	0	0	0	0	0
BAAM	0	0	0	0	0	0	3	1	0	0	0	0	4
NHOPI	0	0	0	0	0	0	0	0	0	0	0	0	0
W	0	0	0	0	14	0	47	17	26	5	2	2	113
MR	0	0	0	0	0	0	0	0	0	0	0	0	0
O	0	0	0	0	0	0	0	0	0	0	0	0	0
Total	0	0	0	0	14	0	68	17	31	5	4	2	117
EH	0	0	0	0	0	0	3	0	1	0	0	0	4

Legend: M=Male, F=Female, AIAN=American Indian or Alaskan Native, A=Asian, BAAM=Black or African American, EH=Ethnicity Hispanic, ENH=Ethnicity Non-Hispanic, EUK=Ethnicity Unknown, MR=Multi Racial, NHOPI=Native Hawaiian or Other Pacific Islander, O=Other, Total=Total By Age, W=White

Juvenile Delinquency Demographics

Cases Filed for 2016

	0-5		6-9		10-12		13-16		17		18+		Total Race
	M	F	M	F	M	F	M	F	M	F	M	F	
ENH	0		0		12		33		14		0		59
EUK	0		0		2		32		16		4		54

Morgan

PROBATION A	0	0	0	0	0	0	0	0	0	0	0	0	0
AIAN	0	0	0	0	0	0	0	0	0	0	0	0	0
BAAM	0	0	0	0	0	0	0	0	0	0	0	0	0
NHOPI	0	0	0	0	0	0	0	0	0	0	0	0	0
W	0	0	0	0	1	0	24	7	17	8	5	1	63
MR	0	0	0	0	0	0	0	0	0	1	0	0	1
O	0	0	0	0	0	0	1	0	0	0	0	0	1
Total	0		0		1		32		26		6		65
EH	0		0		0		1		0		0		1
ENH	0		0		1		31		26		6		64
EUK	0		0		0		0		0		0		0

Newton

PROBATION A	0	0	0	0	0	0	0	0	0	0	0	0	0
AIAN	0	0	0	0	0	0	0	0	0	0	0	0	0
BAAM	0	0	0	0	0	0	0	0	0	0	0	0	0
NHOPI	0	0	0	0	0	0	0	0	0	0	0	0	0
W	0	0	0	0	0	0	27	4	19	1	13	3	67
MR	0	0	0	0	0	0	0	0	1	1	6	0	8
O	0	0	0	0	0	0	0	0	0	0	0	0	0
Total	0		0		0		31		22		22		75
EH	0		0		0		0		0		0		0
ENH	0		0		0		0		0		0		0
EUK	0		0		0		31		22		22		75

Noble

PROBATION A	0	0	0	0	0	0	0	0	0	0	0	0	0
AIAN	0	0	0	0	0	0	0	0	0	0	0	0	0
BAAM	0	0	0	0	0	0	0	0	3	0	0	0	3
NHOPI	0	0	0	0	0	0	0	0	0	0	0	0	0
W	0	0	4	0	1	0	12	5	16	3	0	1	42
MR	0	0	0	0	0	0	0	0	0	0	0	0	0
O	0	0	0	0	0	0	2	0	1	0	1	0	4

Legend: M=Male, F=Female, AIAN=American Indian or Alaskan Native, A=Asian, BAAM=Black or African American, EH=Ethnicity Hispanic, ENH=Ethnicity Non-Hispanic, EUK=Ethnicity Unknown, MR=Multi Racial, NHOPI=Native Hawaiian or Other Pacific Islander, O=Other, Total=Total By Age, W=White

Juvenile Delinquency Demographics

Cases Filed for 2016

	0-5		6-9		10-12		13-16		17		18+		Total Race
	M	F	M	F	M	F	M	F	M	F	M	F	
Total	0		4		1		19		23		2		49
EH	0		0		0		2		1		1		4
ENH	0		4		1		17		22		1		45
EUK	0		0		0		0		0		0		0

Ohio

PROBATIONA	0	0	0	0	0	0	0	0	0	0	0	0	0
AIAN	0	0	0	0	0	0	0	0	0	0	0	0	0
BAAM	0	0	0	0	0	0	0	0	0	0	0	0	0
NHOPI	0	0	0	0	0	0	0	0	0	0	0	0	0
W	0	0	0	0	0	2	8	1	6	0	1	0	18
MR	0	0	0	0	0	0	0	0	0	0	0	0	0
O	0	0	0	0	0	0	0	0	0	0	0	0	0
Total	0		0		2		9		6		1		18
EH	0		0		0		0		0		0		0
ENH	0		0		0		0		0		0		0
EUK	0		0		2		9		6		1		18

Orange

PROBATIONA	0	0	0	0	0	0	0	0	0	0	0	0	0
AIAN	0	0	0	0	0	0	0	0	0	0	0	0	0
BAAM	0	0	0	0	0	0	0	0	0	0	0	0	0
NHOPI	0	0	0	0	0	0	0	0	0	0	0	0	0
W	0	0	0	0	0	0	8	2	1	0	0	0	11
MR	0	0	0	0	0	0	0	0	0	0	0	0	0
O	0	0	0	0	0	0	0	0	0	0	0	0	0
Total	0		0		0		10		1		0		11
EH	0		0		0		0		0		0		0
ENH	0		0		0		0		0		0		0
EUK	0		0		0		10		1		0		11

Owen

PROBATIONA	0	0	0	0	0	0	0	0	0	0	0	0	0
AIAN	0	0	0	0	0	0	0	0	0	0	0	0	0
BAAM	0	0	0	0	0	0	0	0	0	0	0	0	0
NHOPI	0	0	0	0	0	0	0	0	0	0	0	0	0
W	0	0	0	0	0	0	18	4	8	3	0	0	33

Legend: M=Male, F=Female, AIAN=American Indian or Alaskan Native, A=Asian, BAAM=Black or African American, EH=Ethnicity Hispanic, ENH=Ethnicity Non-Hispanic, EUK=Ethnicity Unknown, MR=Multi Racial, NHOPI=Native Hawaiian or Other Pacific Islander, O=Other, Total=Total By Age, W=White

Juvenile Delinquency Demographics

Cases Filed for 2016

	0-5		6-9		10-12		13-16		17		18+		Total Race
	M	F	M	F	M	F	M	F	M	F	M	F	
MR	0	0	0	0	0	0	0	0	0	0	0	0	0
O	0	0	0	0	0	0	0	0	0	0	0	0	0
Total	0		0		0		22		11		0		33
EH	0		0		0		0		0		0		0
ENH	0		0		0		0		0		0		0
EUK	0		0		0		22		11		0		33

Parke

PROBATIONA	0	0	0	0	0	0	0	0	0	0	0	0	0
AIAN	0	0	0	0	0	0	0	0	0	0	0	0	0
BAAM	0	0	0	0	0	0	0	0	0	0	0	0	0
NHOPI	0	0	0	0	0	0	0	0	0	0	0	0	0
W	0	0	0	0	0	0	3	1	3	1	2	0	10
MR	0	0	0	0	0	0	0	0	0	0	0	0	0
O	0	0	0	0	0	0	0	0	0	0	0	0	0
Total	0		0		0		4		4		2		10
EH	0		0		0		0		0		0		0
ENH	0		0		0		0		0		0		0
EUK	0		0		0		4		4		2		10

Perry

PROBATIONA	0	0	0	0	0	0	0	0	0	0	0	0	0
AIAN	0	0	0	0	0	0	0	0	0	0	0	0	0
BAAM	0	0	0	0	0	0	0	0	0	0	0	0	0
NHOPI	0	0	0	0	0	0	0	0	0	0	0	0	0
W	0	0	0	0	1	0	1	0	3	0	1	0	6
MR	0	0	0	0	0	0	0	0	0	0	0	0	0
O	0	0	0	0	0	0	0	0	0	0	0	0	0
Total	0		0		1		1		3		1		6
EH	0		0		0		0		0		0		0
ENH	0		0		0		0		0		0		0
EUK	0		0		1		1		3		1		6

Pike

PROBATIONA	0	0	0	0	0	0	0	0	0	0	0	0	0
AIAN	0	0	0	0	0	0	0	0	0	0	0	0	0
BAAM	0	0	0	0	0	0	0	0	1	0	0	0	1

Juvenile Delinquency Demographics

Cases Filed for 2016

	0-5		6-9		10-12		13-16		17		18+		Total Race
	M	F	M	F	M	F	M	F	M	F	M	F	
NHOPI	0	0	0	0	0	0	0	0	0	0	0	0	0
W	0	0	0	0	0	0	8	2	2	1	0	0	13
MR	0	0	0	0	0	0	0	0	0	0	0	0	0
O	0	0	0	0	0	0	0	0	0	0	0	0	0
Total	0	0	0	0	0	0	10	4	4	0	0	0	14
EH	0	0	0	0	0	0	0	0	0	0	0	0	0
ENH	0	0	0	0	0	0	0	0	0	0	0	0	0
EUK	0	0	0	0	0	0	10	4	4	0	0	0	14

Porter

PROBATIONA	0	0	0	0	0	0	0	0	0	0	0	0	0
AIAN	0	0	0	0	0	0	1	0	0	0	0	0	1
BAAM	0	0	0	0	0	0	22	14	8	7	1	0	52
NHOPI	0	0	0	0	0	0	0	0	0	0	0	0	0
W	0	0	0	0	2	0	131	73	68	27	4	0	305
MR	0	0	0	0	0	0	10	3	3	0	0	0	16
O	0	0	0	0	0	0	11	9	5	1	0	0	26
Total	0	0	0	0	2	0	274	119	119	34	5	0	400
EH	0	0	0	0	0	0	39	12	12	0	1	0	52
ENH	0	0	0	0	2	0	235	107	107	27	4	0	348
EUK	0	0	0	0	0	0	0	0	0	0	0	0	0

Posey

PROBATIONA	0	0	0	0	0	0	0	0	0	0	0	0	0
AIAN	0	0	0	0	0	0	0	0	0	0	0	0	0
BAAM	0	0	0	0	0	0	2	0	0	0	0	0	2
NHOPI	0	0	0	0	0	0	0	0	0	0	0	0	0
W	0	0	0	0	1	0	3	1	0	1	0	0	6
MR	0	0	0	0	2	0	0	0	0	0	0	0	2
O	0	0	0	0	0	0	0	0	0	0	0	0	0
Total	0	0	0	0	3	0	6	1	1	1	0	0	10
EH	0	0	0	0	0	0	0	0	0	0	0	0	0
ENH	0	0	0	0	3	0	6	1	1	0	0	0	10
EUK	0	0	0	0	0	0	0	0	0	0	0	0	0

Pulaski

PROBATIONA	0	0	0	0	0	0	0	0	0	0	0	0	0
------------	---	---	---	---	---	---	---	---	---	---	---	---	---

Legend: M=Male, F=Female, AIAN=American Indian or Alaskan Native, A=Asian, BAAM=Black or African American, EH=Ethnicity Hispanic, ENH=Ethnicity Non-Hispanic, EUK=Ethnicity Unknown, MR=Multi Racial, NHOPI=Native Hawaiian or Other Pacific Islander, O=Other, Total=Total By Age, W=White

Juvenile Delinquency Demographics

Cases Filed for 2016

	0-5		6-9		10-12		13-16		17		18+		Total Race
	M	F	M	F	M	F	M	F	M	F	M	F	
AIAN	0	0	0	0	0	0	0	0	0	0	0	0	0
BAAM	0	0	0	0	0	0	0	0	1	0	0	0	1
NHOPI	0	0	0	0	0	0	0	0	0	0	0	0	0
W	0	0	0	0	0	0	17	3	12	0	5	5	42
MR	0	0	0	0	0	0	2	0	0	0	0	0	2
O	0	0	0	0	0	0	0	1	0	0	0	2	3
Total	0	0	0	0	0	0	23	3	13	0	12	7	48
EH	0	0	0	0	0	0	0	0	0	0	0	0	0
ENH	0	0	0	0	0	0	10	0	5	0	8	0	23
EUK	0	0	0	0	0	0	13	0	8	0	4	0	25

Putnam

PROBATION A	0	0	0	0	0	0	0	0	0	0	0	0	0
AIAN	0	0	0	0	0	0	0	0	0	0	0	0	0
BAAM	0	0	0	0	0	0	1	0	0	0	0	0	1
NHOPI	0	0	0	0	0	0	0	0	0	0	0	0	0
W	0	0	0	0	0	0	4	1	2	1	0	0	8
MR	0	0	0	0	0	0	0	0	0	0	0	0	0
O	0	0	0	0	0	0	0	0	0	0	0	0	0
Total	0	0	0	0	0	0	6	1	3	1	0	0	9
EH	0	0	0	0	0	0	0	0	0	0	0	0	0
ENH	0	0	0	0	0	0	0	0	0	0	0	0	0
EUK	0	0	0	0	0	0	6	1	3	0	0	0	9

Randolph

PROBATION A	0	0	0	0	0	0	0	0	0	0	0	0	0
AIAN	0	0	0	0	0	0	0	0	0	0	0	0	0
BAAM	0	0	0	0	0	0	0	0	0	0	0	0	0
NHOPI	0	0	0	0	0	0	0	0	0	0	0	0	0
W	0	0	0	0	0	0	10	4	7	3	0	0	24
MR	0	0	0	0	0	0	0	2	0	0	0	0	2
O	0	0	0	0	0	0	0	0	1	0	0	0	1
Total	0	0	0	0	0	0	16	6	11	3	0	0	27
EH	0	0	0	0	0	0	1	0	1	0	0	0	2
ENH	0	0	0	0	0	0	15	0	10	0	0	0	25
EUK	0	0	0	0	0	0	0	0	0	0	0	0	0

Juvenile Delinquency Demographics

Cases Filed for 2016

	0-5		6-9		10-12		13-16		17		18+		Total Race
	M	F	M	F	M	F	M	F	M	F	M	F	
	Ripley												
PROBATION A	0	0	0	0	0	0	0	0	0	0	0	0	0
AIAN	0	0	0	0	0	0	0	0	0	0	0	0	0
BAAM	0	0	0	0	0	0	0	0	0	0	0	0	0
NHOPI	0	0	0	0	0	0	0	0	0	0	0	0	0
W	0	0	0	0	2	0	17	3	8	4	1	0	35
MR	0	0	0	0	0	0	0	0	0	0	0	0	0
O	0	0	0	0	0	0	0	0	0	0	0	0	0
Total	0	0	0	0	2	0	20	3	12	4	1	0	35
EH	0	0	0	0	0	0	0	0	0	0	0	0	0
ENH	0	0	0	0	0	0	0	0	0	0	0	0	0
EUK	0	0	0	0	2	0	20	3	12	4	1	0	35

Rush													
PROBATION A	0	0	0	0	0	0	0	0	0	0	0	0	0
AIAN	0	0	0	0	0	0	0	0	0	0	0	0	0
BAAM	0	0	0	0	0	0	0	0	0	0	0	0	0
NHOPI	0	0	0	0	0	0	0	0	0	0	0	0	0
W	0	0	0	0	1	0	13	6	5	1	1	3	30
MR	0	0	0	0	0	0	0	0	0	0	0	0	0
O	0	0	0	0	0	0	0	0	0	0	0	0	0
Total	0	0	0	0	1	0	19	6	6	1	4	3	30
EH	0	0	0	0	0	0	0	0	0	0	0	0	0
ENH	0	0	0	0	0	0	8	0	0	0	1	0	9
EUK	0	0	0	0	1	0	11	6	6	1	3	0	21

St. Joseph													
PROBATION A	0	0	0	0	0	0	1	0	0	0	0	0	1
AIAN	0	0	0	0	0	0	0	1	0	0	0	0	1
BAAM	0	0	0	0	14	1	133	25	32	8	0	1	214
NHOPI	0	0	0	0	0	0	0	0	0	0	0	0	0
W	0	0	0	0	2	2	49	13	24	5	2	1	98
MR	0	0	0	0	5	0	20	5	6	1	0	0	37
O	0	0	0	0	0	0	2	1	2	0	0	0	5
Total	0	0	0	0	24	3	250	44	78	14	4	1	356
EH	0	0	0	0	2	0	18	5	9	1	1	0	30

Legend: M=Male, F=Female, AIAN=American Indian or Alaskan Native, A=Asian, BAAM=Black or African American, EH=Ethnicity Hispanic, ENH=Ethnicity Non-Hispanic, EUK=Ethnicity Unknown, MR=Multi Racial, NHOPI=Native Hawaiian or Other Pacific Islander, O=Other, Total=Total By Age, W=White

Juvenile Delinquency Demographics

Cases Filed for 2016

	0-5		6-9		10-12		13-16		17		18+		Total Race
	M	F	M	F	M	F	M	F	M	F	M	F	
ENH	0		0		22		232		69		3		326
EUK	0		0		0		0		0		0		0

Scott

PROBATION A	0	0	0	0	0	0	0	0	0	0	0	0	0
AIAN	0	0	0	0	0	0	0	0	0	0	0	0	0
BAAM	0	0	0	0	0	0	0	0	0	0	0	0	0
NHOPI	0	0	0	0	0	0	0	0	0	0	0	0	0
W	0	0	0	0	4	2	41	26	20	13	7	3	116
MR	0	0	0	0	0	0	0	0	0	0	0	0	0
O	0	0	0	0	0	0	4	0	1	0	0	0	5
Total	0		0		6		71		34		10		121
EH	0		0		0		0		0		0		0
ENH	0		0		0		0		0		0		0
EUK	0		0		6		71		34		10		121

Shelby

PROBATION A	0	0	0	0	0	0	0	0	0	0	0	0	0
AIAN	0	0	0	0	0	0	0	0	0	0	0	0	0
BAAM	0	0	0	0	0	0	0	0	0	0	0	0	0
NHOPI	0	0	0	0	0	0	0	0	0	0	0	0	0
W	0	0	0	0	1	0	32	22	22	8	1	0	86
MR	0	0	0	0	0	0	0	0	0	0	0	0	0
O	0	0	0	0	0	1	1	0	2	0	0	0	4
Total	0		0		2		55		32		1		90
EH	0		0		0		1		1		0		2
ENH	0		0		1		20		12		1		34
EUK	0		0		1		34		19		0		54

Spencer

PROBATION A	0	0	0	0	0	0	0	0	0	0	0	0	0
AIAN	0	0	0	0	0	0	0	0	0	0	0	0	0
BAAM	0	0	0	0	0	0	0	1	0	0	0	0	1
NHOPI	0	0	0	0	0	0	0	0	0	0	0	0	0
W	0	0	0	0	2	1	11	3	6	2	0	0	25
MR	0	0	0	0	0	0	0	0	0	0	0	0	0
O	0	0	0	0	0	0	0	0	0	0	0	0	0

Juvenile Delinquency Demographics

Cases Filed for 2016

	0-5		6-9		10-12		13-16		17		18+		Total Race
	M	F	M	F	M	F	M	F	M	F	M	F	
Total	0	0	0	0	3	0	15	0	8	0	0	0	26
EH	0	0	0	0	0	0	0	0	0	0	0	0	0
ENH	0	0	0	0	2	0	14	0	7	0	0	0	23
EUK	0	0	0	0	1	0	1	0	1	0	0	0	3

Starke

PROBATIONA	0	0	0	0	0	0	0	0	0	0	0	0	0
AIAN	0	0	0	0	0	0	0	0	0	0	0	0	0
BAAM	0	0	0	0	0	0	0	0	0	0	0	0	0
NHOPI	0	0	0	0	0	0	0	0	0	0	0	0	0
W	0	0	0	0	0	0	0	1	2	1	2	0	6
MR	0	0	0	0	0	0	0	0	0	0	0	0	0
O	0	0	0	0	0	0	0	0	0	0	0	0	0
Total	0	0	0	0	0	0	1	3	3	2	2	0	6
EH	0	0	0	0	0	0	0	0	0	0	0	0	0
ENH	0	0	0	0	0	0	0	0	0	0	0	0	0
EUK	0	0	0	0	0	0	1	3	3	2	2	0	6

Steuben

PROBATIONA	0	0	0	0	0	0	0	0	0	0	0	0	0
AIAN	0	0	0	0	0	0	0	0	0	0	0	0	0
BAAM	0	0	0	0	0	0	0	0	0	0	0	0	0
NHOPI	0	0	0	0	0	0	0	0	0	0	0	0	0
W	0	0	0	0	2	2	12	9	3	2	0	0	30
MR	0	0	0	0	0	0	2	0	0	0	0	0	2
O	0	0	0	0	0	0	0	0	0	0	0	0	0
Total	0	0	0	0	4	2	23	9	5	2	0	0	32
EH	0	0	0	0	1	0	0	0	0	0	0	0	1
ENH	0	0	0	0	3	2	23	9	5	2	0	0	31
EUK	0	0	0	0	0	0	0	0	0	0	0	0	0

Sullivan

PROBATIONA	0	0	0	0	0	0	0	0	0	0	0	0	0
AIAN	0	0	0	0	0	0	0	0	0	0	0	0	0
BAAM	0	0	0	0	0	0	0	0	0	0	0	0	0
NHOPI	0	0	0	0	0	0	0	0	0	0	0	0	0
W	0	0	0	0	0	0	8	2	10	2	0	0	22

Legend: M=Male, F=Female, AIAN=American Indian or Alaskan Native, A=Asian, BAAM=Black or African American, EH=Ethnicity Hispanic, ENH=Ethnicity Non-Hispanic, EUK=Ethnicity Unknown, MR=Multi Racial, NHOPI=Native Hawaiian or Other Pacific Islander, O=Other, Total=Total By Age, W=White

Juvenile Delinquency Demographics

Cases Filed for 2016

	0-5		6-9		10-12		13-16		17		18+		Total Race
	M	F	M	F	M	F	M	F	M	F	M	F	
MR	0	0	0	0	0	0	0	0	1	0	0	0	1
O	0	0	0	0	0	0	0	0	0	0	0	0	0
Total	0		0		0		10		13		0		23
EH	0		0		0		0		1		0		1
ENH	0		0		0		10		11		0		21
EUK	0		0		0		0		1		0		1

Switzerland

PROBATIONA	0	0	0	0	0	0	0	0	0	0	0	0	0
AIAN	0	0	0	0	0	0	0	0	0	0	0	0	0
BAAM	0	0	0	0	0	0	0	0	0	0	0	0	0
NHOPI	0	0	0	0	0	0	0	0	0	0	0	0	0
W	0	0	0	0	0	0	1	0	3	0	0	0	4
MR	0	0	0	0	0	0	0	0	0	0	0	0	0
O	0	0	0	0	0	0	0	0	0	0	0	0	0
Total	0		0		0		1		3		0		4
EH	0		0		0		0		1		0		1
ENH	0		0		0		1		2		0		3
EUK	0		0		0		0		0		0		0

Tiptecanoe

PROBATIONA	0	0	0	0	0	0	0	0	0	0	0	0	0
AIAN	0	0	0	0	0	0	0	0	0	0	0	0	0
BAAM	0	0	0	0	0	1	34	16	14	5	1	1	72
NHOPI	0	0	0	0	0	0	0	0	0	0	0	0	0
W	0	0	0	0	2	0	55	15	30	7	1	0	110
MR	0	0	0	0	0	0	9	4	3	1	0	0	17
O	0	1	0	0	0	0	8	0	6	0	0	0	15
Total	1		0		3		141		66		3		214
EH	0		0		1		13		7		0		21
ENH	1		0		2		128		59		3		193
EUK	0		0		0		0		0		0		0

Tipton

PROBATIONA	0	0	0	0	0	0	0	0	0	0	0	0	0
AIAN	0	0	0	0	0	0	0	0	0	0	0	0	0
BAAM	0	0	0	0	0	0	0	0	0	0	0	0	0

Juvenile Delinquency Demographics

Cases Filed for 2016

	0-5		6-9		10-12		13-16		17		18+		Total Race
	M	F	M	F	M	F	M	F	M	F	M	F	
NHOPI	0	0	0	0	0	0	0	0	0	0	0	0	0
W	0	0	0	0	0	0	1	2	1	0	0	0	4
MR	0	0	0	0	0	0	0	0	0	0	0	0	0
O	0	0	0	0	0	0	0	0	0	0	0	0	0
Total	0	0	0	0	0	0	3	2	1	0	0	0	4
EH	0	0	0	0	0	0	0	0	0	0	0	0	0
ENH	0	0	0	0	0	0	0	0	1	0	0	0	1
EUK	0	0	0	0	0	0	3	2	0	0	0	0	3

Union

PROBATIONA	0	0	0	0	0	0	0	0	0	0	0	0	0
AIAN	0	0	0	0	0	0	0	0	0	0	0	0	0
BAAM	0	0	0	0	0	0	0	0	0	0	0	0	0
NHOPI	0	0	0	0	0	0	0	0	0	0	0	0	0
W	0	0	0	0	4	0	3	0	2	0	0	0	9
MR	0	0	0	0	0	0	0	0	0	0	0	0	0
O	0	0	0	0	0	0	0	0	0	0	0	0	0
Total	0	0	0	0	4	0	3	0	2	0	0	0	9
EH	0	0	0	0	0	0	0	0	0	0	0	0	0
ENH	0	0	0	0	0	0	0	0	0	0	0	0	0
EUK	0	0	0	0	4	0	3	0	2	0	0	0	9

Vanderburgh

PROBATIONA	0	0	0	0	0	0	0	0	0	0	0	0	0
AIAN	0	0	0	0	0	0	0	0	0	0	0	0	0
BAAM	0	0	1	0	2	0	48	21	9	9	3	3	96
NHOPI	0	0	0	0	0	0	0	0	0	0	0	0	0
W	0	0	0	0	3	0	43	18	24	8	6	0	102
MR	0	0	0	0	1	0	2	2	2	0	1	0	8
O	0	0	0	0	0	0	2	2	2	0	0	0	6
Total	0	0	1	0	6	0	138	41	54	17	13	0	212
EH	0	0	0	0	0	0	1	0	0	0	0	0	1
ENH	0	0	0	0	2	0	58	21	27	8	7	0	94
EUK	0	0	1	0	4	0	79	21	27	8	6	0	117

Vermillion

PROBATIONA	0	0	0	0	0	0	0	0	0	0	0	0	0
------------	---	---	---	---	---	---	---	---	---	---	---	---	---

Legend: M=Male, F=Female, AIAN=American Indian or Alaskan Native, A=Asian, BAAM=Black or African American, EH=Ethnicity Hispanic, ENH=Ethnicity Non-Hispanic, EUK=Ethnicity Unknown, MR=Multi Racial, NHOPI=Native Hawaiian or Other Pacific Islander, O=Other, Total=Total By Age, W=White

Juvenile Delinquency Demographics

Cases Filed for 2016

	0-5		6-9		10-12		13-16		17		18+		Total Race
	M	F	M	F	M	F	M	F	M	F	M	F	
AIAN	0	0	0	0	0	0	0	0	0	0	0	0	0
BAAM	0	0	0	0	0	0	0	0	0	0	0	0	0
NHOPI	0	0	0	0	0	0	0	0	0	0	0	0	0
W	0	0	0	0	2	0	24	8	14	2	0	0	50
MR	0	0	0	0	0	0	0	0	0	0	0	0	0
O	0	0	0	0	0	0	0	0	0	0	0	0	0
Total	0	0	0	0	2	0	32	8	16	2	0	0	50
EH	0	0	0	0	0	0	0	0	0	0	0	0	0
ENH	0	0	0	0	0	0	0	0	0	0	0	0	0
EUK	0	0	0	0	2	0	32	8	16	2	0	0	50

Vigo

PROBATION A	0	0	0	0	0	0	0	0	0	0	0	0	0
AIAN	0	0	0	0	0	0	0	0	0	0	0	0	0
BAAM	0	0	0	0	10	0	13	4	6	1	1	1	36
NHOPI	0	0	0	0	0	0	0	0	0	0	0	0	0
W	0	0	0	0	7	0	89	34	29	23	10	2	194
MR	0	0	0	0	0	0	5	3	1	1	0	0	10
O	0	0	0	0	0	0	1	0	1	0	0	0	2
Total	0	0	0	0	17	0	149	37	62	23	14	2	242
EH	0	0	0	0	0	0	4	3	1	1	0	0	5
ENH	0	0	0	0	17	0	145	37	61	23	14	2	237
EUK	0	0	0	0	0	0	0	3	0	0	0	0	0

Wabash

PROBATION A	0	0	0	0	0	0	0	0	0	0	0	0	0
AIAN	0	0	0	0	0	0	0	0	0	0	0	0	0
BAAM	0	0	2	0	0	0	0	1	1	0	0	0	4
NHOPI	0	0	0	0	0	0	0	0	0	0	0	0	0
W	0	0	7	0	28	6	34	15	30	12	0	0	132
MR	0	0	0	0	0	0	0	0	0	0	0	0	0
O	0	0	0	0	0	0	0	0	0	0	0	0	0
Total	0	0	9	0	34	6	50	16	43	12	0	0	136
EH	0	0	0	0	0	0	1	1	0	0	0	0	1
ENH	0	0	9	0	34	6	49	16	43	12	0	0	135
EUK	0	0	0	0	0	0	0	0	0	0	0	0	0

Juvenile Delinquency Demographics

Cases Filed for 2016

	0-5		6-9		10-12		13-16		17		18+		Total Race
	M	F	M	F	M	F	M	F	M	F	M	F	
	Warren												
PROBATION A	0	0	0	0	0	0	0	0	0	0	0	0	0
AIAN	0	0	0	0	0	0	0	0	0	0	0	0	0
BAAM	0	0	0	0	0	0	0	0	0	0	0	0	0
NHOPI	0	0	0	0	0	0	0	0	0	0	0	0	0
W	0	0	0	0	0	0	2	0	2	0	0	0	4
MR	0	0	0	0	0	0	0	0	0	0	0	0	0
O	0	0	0	0	0	0	0	0	0	0	0	0	0
Total	0	0	0	0	0	0	2	0	2	0	0	0	4
EH	0	0	0	0	0	0	0	0	0	0	0	0	0
ENH	0	0	0	0	0	0	0	0	0	0	0	0	0
EUK	0	0	0	0	0	0	2	0	2	0	0	0	4

Warrick

PROBATION A	0	0	0	0	0	0	0	0	0	0	0	0	0
AIAN	0	0	0	0	0	0	0	0	0	0	0	0	0
BAAM	0	0	0	0	0	0	3	1	6	0	0	0	10
NHOPI	0	0	0	0	0	0	0	0	0	0	0	0	0
W	0	0	0	0	0	0	61	32	40	22	0	0	155
MR	0	0	0	0	0	0	3	0	0	0	0	0	3
O	0	0	0	0	0	0	0	0	0	0	0	0	0
Total	0	0	0	0	0	0	100	68	68	68	0	0	168
EH	0	0	0	0	0	0	0	0	0	0	0	0	0
ENH	0	0	0	0	0	0	17	11	11	11	0	0	28
EUK	0	0	0	0	0	0	83	57	57	57	0	0	140

Washington

PROBATION A	0	0	0	0	0	0	0	0	0	0	0	0	0
AIAN	0	0	0	0	0	0	0	0	0	0	0	0	0
BAAM	0	0	0	0	0	0	0	0	0	0	0	0	0
NHOPI	0	0	0	0	0	0	0	0	0	0	0	0	0
W	0	0	0	0	1	0	15	11	8	2	0	0	37
MR	0	0	0	0	0	0	1	0	1	0	0	0	2
O	0	0	0	0	0	0	0	0	0	0	0	0	0
Total	0	0	0	0	1	0	27	22	11	11	0	0	39
EH	0	0	0	0	0	0	0	0	1	1	0	0	1

Legend: M=Male, F=Female, AIAN=American Indian or Alaskan Native, A=Asian, BAAM=Black or African American, EH=Ethnicity Hispanic, ENH=Ethnicity Non-Hispanic, EUK=Ethnicity Unknown, MR=Multi Racial, NHOPI=Native Hawaiian or Other Pacific Islander, O=Other, Total=Total By Age, W=White

Juvenile Delinquency Demographics

Cases Filed for 2016

	0-5		6-9		10-12		13-16		17		18+		Total Race
	M	F	M	F	M	F	M	F	M	F	M	F	
ENH	0		0		0		4		3		0		7
EUK	0		0		1		23		7		0		31

Wayne

PROBATION A	0	0	0	0	0	0	0	0	0	0	0	0	0
AIAN	0	0	0	0	0	0	0	0	0	0	0	0	0
BAAM	0	0	0	0	0	0	3	0	0	0	0	0	3
NHOPI	0	0	0	0	0	0	0	0	0	0	0	0	0
W	0	0	0	0	0	0	13	3	6	0	0	0	22
MR	0	0	0	0	0	0	0	0	0	0	0	0	0
O	0	0	0	0	0	0	2	0	0	0	1	0	3
Total	0		0		0		21		6		1		28
EH	0		0		0		0		0		0		0
ENH	0		0		0		21		6		1		28
EUK	0		0		0		0		0		0		0

Wells

PROBATION A	0	0	0	0	0	0	0	0	0	0	0	0	0
AIAN	0	0	0	0	0	0	0	0	0	0	0	0	0
BAAM	0	0	1	0	0	0	2	1	3	1	0	1	9
NHOPI	0	0	0	0	0	0	0	5	0	4	0	0	9
W	0	0	0	0	1	0	14	8	16	4	0	0	43
MR	0	0	0	0	0	0	3	0	1	0	0	0	4
O	0	0	0	0	0	0	0	0	0	0	0	0	0
Total	0		1		1		33		29		1		65
EH	0		0		0		0		1		0		1
ENH	0		0		1		27		21		1		50
EUK	0		1		0		6		7		0		14

White

PROBATION A	0	0	0	0	0	0	0	0	0	0	0	0	0
AIAN	0	0	0	0	0	0	0	0	0	0	0	0	0
BAAM	0	0	0	0	0	0	0	1	0	0	0	0	1
NHOPI	0	0	0	0	0	0	0	0	0	0	0	0	0
W	0	0	0	0	0	1	4	1	3	0	0	0	9
MR	0	0	0	0	0	0	0	0	0	0	0	0	0
O	0	0	0	0	0	0	0	0	0	0	0	0	0

Juvenile Delinquency Demographics

Cases Filed for 2016

	0-5		6-9		10-12		13-16		17		18+		Total Race
	M	F	M	F	M	F	M	F	M	F	M	F	
Total	0	0	0	0	1	0	6	0	3	0	0	0	10
EH	0	0	0	0	0	0	0	0	0	0	0	0	0
ENH	0	0	0	0	1	0	6	0	3	0	0	0	10
EUK	0	0	0	0	0	0	0	0	0	0	0	0	0

Whitley

PROBATIONA	0	0	0	0	0	0	0	0	0	0	0	0	0
AIAN	0	0	0	0	0	0	0	0	0	0	0	0	0
BAAM	0	0	0	0	0	0	0	0	0	0	0	0	0
NHOPI	0	0	0	0	0	0	0	0	0	0	0	0	0
W	0	0	2	1	11	2	17	12	13	15	0	0	73
MR	0	0	0	0	0	0	0	0	0	0	0	0	0
O	0	0	0	0	0	0	0	0	0	0	0	0	0
Total	0	0	3	1	13	2	29	12	28	15	0	0	73
EH	0	0	0	0	0	0	1	0	0	0	0	0	1
ENH	0	0	0	0	0	0	0	0	0	0	0	0	0
EUK	0	0	3	1	13	2	28	12	28	15	0	0	72

State Total

PROBATIONA	0	0	0	0	0	2	28	3	11	1	1	0	46
AIAN	0	0	0	0	0	0	1	4	1	0	0	0	6
BAAM	1	0	12	2	107	38	1385	517	580	178	37	12	2869
NHOPI	0	0	0	0	0	0	2	5	0	4	0	0	11
W	2	5	21	1	262	66	2796	1195	1368	527	203	77	6523
MR	0	0	0	1	34	3	265	111	104	45	14	1	578
O	0	1	3	1	11	12	176	87	87	17	5	5	405
Total	9	6	41	4	535	87	6575	1795	2923	527	355	82	10438
EH	0	0	1	0	31	0	451	0	231	0	26	0	740
ENH	1	0	33	0	414	0	4752	0	2044	0	195	0	7439
EUK	8	0	7	0	90	0	1372	0	648	0	134	0	2259

Legend: M=Male, F=Female, AIAN=American Indian or Alaskan Native, A=Asian, BAAM=Black or African American, EH=Ethnicity Hispanic, ENH=Ethnicity Non-Hispanic, EUK=Ethnicity Unknown, MR=Multi Racial, NHOPI=Native Hawaiian or Other Pacific Islander, O=Other, Total=Total By Age, W=White

Juvenile Miscellaneous Demographics

Cases Filed for 2016

	0-5		6-9		10-12		13-16		17		18+		Total Race
	M	F	M	F	M	F	M	F	M	F	M	F	
	Adams												
PROBATION A	0	0	0	0	0	0	0	0	0	0	0	0	0
AIAN	0	0	0	0	0	0	0	0	0	0	0	0	0
BAAM	0	0	0	0	0	0	0	0	0	0	0	0	0
NHOPI	0	0	0	0	0	0	0	0	0	0	0	0	0
W	0	0	0	0	0	0	0	0	0	0	0	0	0
MR	0	0	0	0	0	0	0	0	0	0	0	0	0
O	0	0	0	0	0	0	0	0	0	0	0	0	0
Total	0		0		0		0		0		0		0
EH	0		0		0		0		0		0		0
ENH	0		0		0		0		0		0		0
EUK	0		0		0		0		0		0		0

Allen													
PROBATION A	0	0	0	0	0	0	1	0	0	0	0	0	1
AIAN	0	0	0	0	0	0	0	0	0	0	0	0	0
BAAM	0	0	0	0	0	0	2	1	2	0	0	0	5
NHOPI	0	0	0	0	0	0	0	0	0	0	0	0	0
W	0	0	0	0	0	0	1	2	1	1	0	0	5
MR	0	0	0	0	0	0	0	0	1	0	0	0	1
O	1	0	0	0	0	0	0	0	1	0	0	0	2
Total	1		0		0		7		6		0		14
EH	0		0		0		0		0		0		0
ENH	1		0		0		7		6		0		14
EUK	0		0		0		0		0		0		0

Bartholomew													
PROBATION A	0	0	0	0	0	0	0	0	0	0	0	0	0
AIAN	0	0	0	0	0	0	0	0	0	0	0	0	0
BAAM	0	0	0	0	0	0	1	0	0	0	0	0	1
NHOPI	0	0	0	0	0	0	0	0	0	0	0	0	0
W	0	0	0	0	0	1	20	13	7	5	0	0	46
MR	0	0	0	0	0	0	0	1	0	0	0	0	1
O	0	0	0	0	0	0	0	0	0	0	0	0	0
Total	0		0		1		35		12		0		48
EH	0		0		0		2		0		0		2

Juvenile Miscellaneous Demographics

Cases Filed for 2016

	0-5		6-9		10-12		13-16		17		18+		Total Race
	M	F	M	F	M	F	M	F	M	F	M	F	
	ENH	0		0		1		33		12		0	
EUK	0		0		0		0		0		0		0

Benton

PROBATION A	0	0	0	0	0	0	0	0	0	0	0	0	0
AIAN	0	0	0	0	0	0	0	0	0	0	0	0	0
BAAM	0	0	0	0	0	0	0	0	0	0	0	0	0
NHOPI	0	0	0	0	0	0	0	0	0	0	0	0	0
W	0	0	0	0	0	0	0	0	0	0	0	0	0
MR	0	0	0	0	0	0	0	0	0	0	0	0	0
O	0	0	0	0	0	0	0	0	0	0	0	0	0
Total	0		0		0		0		0		0		0
EH	0		0		0		0		0		0		0
ENH	0		0		0		0		0		0		0
EUK	0		0		0		0		0		0		0

Blackford

PROBATION A	0	0	0	0	0	0	0	0	0	0	0	0	0
AIAN	0	0	0	0	0	0	0	0	0	0	0	0	0
BAAM	0	0	1	0	0	0	1	0	0	0	0	0	2
NHOPI	0	0	0	0	0	0	0	0	0	0	0	0	0
W	0	0	0	0	2	0	16	9	9	5	1	0	42
MR	0	0	0	0	0	0	0	0	0	0	0	0	0
O	0	0	0	0	0	0	0	0	0	0	0	0	0
Total	0		1		2		26		14		1		44
EH	0		0		0		0		0		0		0
ENH	0		0		0		4		1		0		5
EUK	0		1		2		22		13		1		39

Boone

PROBATION A	0	0	0	0	0	0	0	0	0	0	0	0	0
AIAN	0	0	0	0	0	0	0	0	0	0	0	0	0
BAAM	0	0	0	0	0	0	1	1	0	0	0	0	2
NHOPI	0	0	0	0	0	0	0	1	0	0	0	0	1
W	0	0	0	0	1	1	10	3	4	5	1	1	26
MR	0	0	0	0	0	0	0	0	0	0	0	0	0
O	0	0	0	0	0	0	1	1	0	1	0	0	3

Legend: M=Male, F=Female, AIAN=American Indian or Alaskan Native, A=Asian, BAAM=Black or African American, EH=Ethnicity Hispanic, ENH=Ethnicity Non-Hispanic, EUK=Ethnicity Unknown, MR=Multi Racial, NHOPI=Native Hawaiian or Other Pacific Islander, O=Other, Total=Total By Age, W=White

Juvenile Miscellaneous Demographics

Cases Filed for 2016

	0-5		6-9		10-12		13-16		17		18+		Total Race
	M	F	M	F	M	F	M	F	M	F	M	F	
Total	0	0	0	0	2	0	18	0	10	0	2	0	32
EH	0	0	0	0	1	0	3	0	1	0	0	0	5
ENH	0	0	0	0	1	0	14	0	6	0	2	0	23
EUK	0	0	0	0	0	0	1	0	3	0	0	0	4

Brown

PROBATIONA	0	0	0	0	0	0	0	0	0	0	0	0	0
AIAN	0	0	0	0	0	0	0	0	0	0	0	0	0
BAAM	0	0	0	0	0	0	0	0	0	0	0	0	0
NHOPI	0	0	0	0	0	0	0	0	0	0	0	0	0
W	0	0	0	0	0	0	0	0	0	0	0	0	0
MR	0	0	0	0	0	0	0	0	0	0	0	0	0
O	0	0	0	0	0	0	0	0	0	0	0	0	0
Total	0	0	0	0	0	0	0	0	0	0	0	0	0
EH	0	0	0	0	0	0	0	0	0	0	0	0	0
ENH	0	0	0	0	0	0	0	0	0	0	0	0	0
EUK	0	0	0	0	0	0	0	0	0	0	0	0	0

Carroll

PROBATIONA	0	0	0	0	0	0	0	0	0	0	0	0	0
AIAN	0	0	0	0	0	0	0	0	0	0	0	0	0
BAAM	0	0	0	0	0	0	0	0	0	0	0	0	0
NHOPI	0	0	0	0	0	0	0	0	0	0	0	0	0
W	0	0	0	0	0	0	1	2	3	0	1	0	7
MR	0	0	0	0	0	0	0	0	0	0	0	0	0
O	0	0	0	0	0	0	0	0	0	0	0	0	0
Total	0	0	0	0	0	0	3	2	3	0	1	0	7
EH	0	0	0	0	0	0	0	0	0	0	0	0	0
ENH	0	0	0	0	0	0	0	0	0	0	0	0	0
EUK	0	0	0	0	0	0	3	2	3	0	1	0	7

Cass

PROBATIONA	0	0	0	0	0	0	0	0	0	0	0	0	0
AIAN	0	0	0	0	0	0	0	0	0	0	0	0	0
BAAM	0	0	0	0	0	1	3	1	0	0	0	0	5
NHOPI	0	0	0	0	0	0	0	0	0	0	0	0	0
W	0	0	0	0	0	0	12	10	9	2	0	0	33

Juvenile Miscellaneous Demographics

Cases Filed for 2016

	0-5		6-9		10-12		13-16		17		18+		Total Race
	M	F	M	F	M	F	M	F	M	F	M	F	
MR	0	0	0	0	0	0	1	0	0	0	0	0	1
O	0	0	0	0	1	2	5	4	4	2	0	0	18
Total	0	0	0	0	4	4	36	4	17	0	0	0	57
EH	0	0	0	0	3	3	10	3	6	0	0	0	19
ENH	0	0	0	0	0	0	19	1	7	0	0	0	26
EUK	0	0	0	0	1	1	7	0	4	0	0	0	12

Clark

PROBATIONA	0	0	0	0	0	0	0	0	0	0	0	0	0
AIAN	0	0	0	0	0	0	0	0	0	0	0	0	0
BAAM	0	0	0	0	0	0	1	0	0	0	0	0	1
NHOPI	0	0	0	0	0	0	0	0	0	0	0	0	0
W	0	0	0	0	0	0	0	1	1	0	0	0	2
MR	0	0	0	0	0	0	0	0	0	0	0	0	0
O	0	0	0	0	0	0	0	0	0	0	0	0	0
Total	0	0	0	0	0	0	2	1	1	0	0	0	3
EH	0	0	0	0	0	0	0	0	0	0	0	0	0
ENH	0	0	0	0	0	0	0	0	0	0	0	0	0
EUK	0	0	0	0	0	0	2	1	1	0	0	0	3

Clay

PROBATIONA	0	0	0	0	0	0	0	0	0	0	0	0	0
AIAN	0	0	0	0	0	0	0	0	0	0	0	0	0
BAAM	0	0	0	0	0	0	1	0	0	0	0	0	1
NHOPI	0	0	0	0	0	0	0	0	0	0	0	0	0
W	0	0	0	0	1	0	14	11	5	2	0	0	33
MR	0	0	0	0	0	0	0	0	0	0	0	0	0
O	0	0	0	0	0	0	0	0	0	0	0	0	0
Total	0	0	0	0	1	0	26	11	7	2	0	0	34
EH	0	0	0	0	0	0	1	0	0	0	0	0	1
ENH	0	0	0	0	1	0	25	1	7	0	0	0	33
EUK	0	0	0	0	0	0	0	0	0	0	0	0	0

Clinton

PROBATIONA	0	0	0	0	0	0	0	0	0	0	0	0	0
AIAN	0	0	0	0	0	0	0	0	0	0	0	0	0
BAAM	0	0	0	0	0	0	0	0	0	0	0	0	0

Legend: M=Male, F=Female, AIAN=American Indian or Alaskan Native, A=Asian, BAAM=Black or African American, EH=Ethnicity Hispanic, ENH=Ethnicity Non-Hispanic, EUK=Ethnicity Unknown, MR=Multi Racial, NHOPI=Native Hawaiian or Other Pacific Islander, O=Other, Total=Total By Age, W=White

Juvenile Miscellaneous Demographics

Cases Filed for 2016

	0-5		6-9		10-12		13-16		17		18+		Total Race
	M	F	M	F	M	F	M	F	M	F	M	F	
NHOPI	0	0	0	0	0	0	0	0	0	0	0	0	0
W	0	0	0	0	0	0	2	1	0	0	0	0	3
MR	0	0	0	0	0	0	0	0	0	0	0	0	0
O	0	0	0	0	0	0	3	0	1	0	0	0	4
Total	0	0	0	0	0	0	6	1	1	0	0	0	7
EH	0	0	0	0	0	0	1	0	0	0	0	0	1
ENH	0	0	0	0	0	0	5	1	1	0	0	0	6
EUK	0	0	0	0	0	0	0	0	0	0	0	0	0

Crawford

PROBATIONA	0	0	0	0	0	0	0	0	0	0	0	0	0
AIAN	0	0	0	0	0	0	0	0	0	0	0	0	0
BAAM	0	0	0	0	0	0	0	0	0	0	0	0	0
NHOPI	0	0	0	0	0	0	0	0	0	0	0	0	0
W	0	0	0	0	0	0	13	1	0	0	0	0	14
MR	0	0	0	0	0	0	0	0	0	0	0	0	0
O	0	0	0	0	0	0	0	0	0	0	0	0	0
Total	0	0	0	0	0	0	14	1	0	0	0	0	14
EH	0	0	0	0	0	0	0	0	0	0	0	0	0
ENH	0	0	0	0	0	0	0	0	0	0	0	0	0
EUK	0	0	0	0	0	0	14	1	0	0	0	0	14

Davies

PROBATIONA	0	0	0	0	0	0	0	0	0	0	0	0	0
AIAN	0	0	0	0	0	0	0	0	0	0	0	0	0
BAAM	0	0	0	0	0	0	0	0	0	0	0	0	0
NHOPI	0	0	0	0	0	0	0	0	0	0	0	0	0
W	0	0	0	0	0	0	0	0	0	0	0	0	0
MR	0	0	0	0	0	0	0	0	0	0	0	0	0
O	0	0	0	0	0	0	0	0	0	0	0	0	0
Total	0	0	0	0	0	0	0	0	0	0	0	0	0
EH	0	0	0	0	0	0	0	0	0	0	0	0	0
ENH	0	0	0	0	0	0	0	0	0	0	0	0	0
EUK	0	0	0	0	0	0	0	0	0	0	0	0	0

Dearborn

PROBATIONA	0	0	0	0	0	0	0	0	0	0	0	0	0
------------	---	---	---	---	---	---	---	---	---	---	---	---	---

Juvenile Miscellaneous Demographics

Cases Filed for 2016

	0-5		6-9		10-12		13-16		17		18+		Total Race
	M	F	M	F	M	F	M	F	M	F	M	F	
AIAN	0	0	0	0	0	0	0	0	0	0	0	0	0
BAAM	0	0	0	0	0	0	0	0	0	0	0	0	0
NHOPI	0	0	0	0	0	0	0	0	0	0	0	0	0
W	0	0	0	0	0	0	0	1	0	0	0	0	1
MR	0	0	0	0	0	0	0	0	0	0	0	0	0
O	0	0	0	0	0	0	0	0	1	0	0	0	1
Total	0	0	0	0	0	0	1	1	1	0	0	0	2
EH	0	0	0	0	0	0	0	0	0	0	0	0	0
ENH	0	0	0	0	0	0	0	0	0	0	0	0	0
EUK	0	0	0	0	0	0	1	1	1	0	0	0	2

Decatur

PROBATION A	0	0	0	0	0	0	0	0	0	0	0	0	0
AIAN	0	0	0	0	0	0	0	0	0	0	0	0	0
BAAM	0	0	0	0	0	0	0	0	0	0	0	0	0
NHOPI	0	0	0	0	0	0	0	0	0	0	0	0	0
W	0	0	0	0	1	1	9	10	4	6	0	2	33
MR	0	0	0	0	0	0	0	0	0	0	0	0	0
O	0	0	0	0	0	0	0	0	0	0	0	0	0
Total	0	0	0	0	2	2	19	20	10	12	2	2	33
EH	0	0	0	0	0	0	0	0	0	0	0	0	0
ENH	0	0	0	0	0	0	0	0	0	0	0	0	0
EUK	0	0	0	0	2	2	19	20	10	12	2	2	33

DeKalb

PROBATION A	0	0	0	0	0	0	0	0	0	0	0	0	0
AIAN	0	0	0	0	0	0	0	0	0	0	0	0	0
BAAM	0	0	0	0	0	0	0	0	0	0	0	0	0
NHOPI	0	0	0	0	0	0	0	0	0	0	0	0	0
W	0	0	0	0	0	0	0	0	0	0	0	0	0
MR	0	0	0	0	0	0	0	0	0	0	0	0	0
O	0	0	0	0	0	0	0	0	0	0	0	0	0
Total	0	0	0	0	0	0	0	0	0	0	0	0	0
EH	0	0	0	0	0	0	0	0	0	0	0	0	0
ENH	0	0	0	0	0	0	0	0	0	0	0	0	0
EUK	0	0	0	0	0	0	0	0	0	0	0	0	0

Legend: M=Male, F=Female, AIAN=American Indian or Alaskan Native, A=Asian, BAAM=Black or African American, EH=Ethnicity Hispanic, ENH=Ethnicity Non-Hispanic, EUK=Ethnicity Unknown, MR=Multi Racial, NHOPI=Native Hawaiian or Other Pacific Islander, O=Other, Total=Total By Age, W=White

Juvenile Miscellaneous Demographics

Cases Filed for 2016

	0-5		6-9		10-12		13-16		17		18+		Total Race
	M	F	M	F	M	F	M	F	M	F	M	F	
	Delaware												
PROBATION A	0	0	0	0	0	0	0	0	0	0	0	0	0
AIAN	0	0	0	0	0	0	0	0	0	0	0	0	0
BAAM	0	0	0	0	3	3	12	11	4	3	0	0	36
NHOPI	0	0	0	0	0	0	0	0	0	0	0	0	0
W	0	0	0	0	10	2	27	23	4	4	1	0	71
MR	0	0	0	0	0	0	4	6	1	3	0	0	14
O	0	0	0	0	0	0	0	0	0	0	0	0	0
Total	0	0	0	0	18	2	83	23	19	7	1	0	121
EH	0	0	0	0	0	0	3	0	0	0	0	0	3
ENH	0	0	0	0	16	0	64	0	18	0	0	0	98
EUK	0	0	0	0	2	0	16	0	1	0	1	0	20

Dubois													
PROBATION A	0	0	0	0	0	0	1	0	0	0	0	0	1
AIAN	0	0	0	0	0	0	0	0	0	0	0	0	0
BAAM	0	0	0	0	0	0	0	0	0	0	0	0	0
NHOPI	0	0	0	0	0	0	0	0	0	0	0	0	0
W	0	0	0	0	0	1	17	11	10	9	2	2	52
MR	0	0	0	0	0	0	0	0	0	0	0	0	0
O	0	0	0	0	0	0	0	0	0	0	0	0	0
Total	0	0	0	0	1	1	29	11	19	9	4	2	53
EH	0	0	0	0	0	0	2	0	2	0	0	0	4
ENH	0	0	0	0	1	0	27	0	17	0	4	0	49
EUK	0	0	0	0	0	0	0	0	0	0	0	0	0

Elkhart													
PROBATION A	0	0	0	0	0	0	0	0	0	0	0	0	0
AIAN	0	0	0	0	0	0	0	0	0	0	0	0	0
BAAM	0	0	0	0	2	1	26	22	5	5	1	1	63
NHOPI	0	0	0	0	0	0	0	0	0	0	0	0	0
W	0	0	0	0	8	6	67	51	32	21	15	7	207
MR	0	0	0	0	1	0	1	4	1	1	0	0	8
O	0	0	0	0	0	0	0	1	0	0	0	0	1
Total	0	0	0	0	18	7	172	74	65	27	24	7	279
EH	0	0	0	0	3	0	34	0	14	0	3	0	54

Juvenile Miscellaneous Demographics

Cases Filed for 2016

	0-5		6-9		10-12		13-16		17		18+		Total Race
	M	F	M	F	M	F	M	F	M	F	M	F	
	ENH	0	0	0	0	5	5	75	75	23	23	13	
EUK	0	0	0	0	10	10	63	63	28	28	8	8	109

Fayette

PROBATION A	0	0	0	0	0	0	0	0	0	0	0	0	0
AIAN	0	0	0	0	0	0	0	0	0	0	0	0	0
BAAM	0	0	0	0	0	0	0	0	0	0	0	0	0
NHOPI	0	0	0	0	0	0	0	0	0	0	0	0	0
W	0	0	0	0	1	1	10	10	3	2	0	0	27
MR	0	0	0	0	0	0	0	1	0	0	0	0	1
O	0	0	0	0	0	0	0	0	0	0	0	0	0
Total	0	0	0	0	2	2	21	21	5	2	0	0	28
EH	0	0	0	0	0	0	1	1	0	0	0	0	1
ENH	0	0	0	0	1	1	15	15	2	2	0	0	18
EUK	0	0	0	0	1	1	5	5	3	3	0	0	9

Floyd

PROBATION A	0	0	0	0	0	0	0	0	0	0	0	0	0
AIAN	0	0	0	0	0	0	0	0	0	0	0	0	0
BAAM	0	0	0	0	5	0	27	6	5	1	1	0	45
NHOPI	0	0	0	0	0	0	0	0	0	0	0	0	0
W	0	0	1	0	11	2	41	20	15	13	2	0	105
MR	0	0	0	0	0	0	0	0	0	0	1	0	1
O	0	0	0	0	1	0	1	0	1	0	0	0	3
Total	0	0	1	0	19	2	95	20	35	13	4	0	154
EH	0	0	0	0	1	0	1	0	0	0	0	0	2
ENH	0	0	0	0	5	0	14	0	7	0	1	0	27
EUK	0	0	1	0	13	0	80	0	28	0	3	0	125

Fountain

PROBATION A	0	0	0	0	0	0	0	0	0	0	0	0	0
AIAN	0	0	0	0	0	0	0	0	0	0	0	0	0
BAAM	0	0	0	0	0	0	0	0	0	0	0	0	0
NHOPI	0	0	0	0	0	0	0	0	0	0	0	0	0
W	4	2	1	2	6	1	19	3	5	2	0	0	45
MR	0	0	0	0	0	0	0	0	0	0	0	0	0
O	0	0	0	0	0	0	1	0	0	0	0	0	1

Legend: M=Male, F=Female, AIAN=American Indian or Alaskan Native, A=Asian, BAAM=Black or African American, EH=Ethnicity Hispanic, ENH=Ethnicity Non-Hispanic, EUK=Ethnicity Unknown, MR=Multi Racial, NHOPI=Native Hawaiian or Other Pacific Islander, O=Other, Total=Total By Age, W=White

Juvenile Miscellaneous Demographics

Cases Filed for 2016

	0-5		6-9		10-12		13-16		17		18+		Total Race
	M	F	M	F	M	F	M	F	M	F	M	F	
Total	6		3		7		23		7		0		46
EH	0		0		0		0		0		0		0
ENH	0		0		2		17		2		0		21
EUK	6		3		5		6		5		0		25

Franklin

PROBATION A	0	0	0	0	0	0	0	0	0	0	0	0	0
AIAN	0	0	0	0	0	0	0	0	0	0	0	0	0
BAAM	0	0	0	0	0	0	1	0	0	0	0	0	1
NHOPI	0	0	0	0	0	0	0	0	0	0	0	0	0
W	13	7	5	2	9	0	90	35	16	3	3	1	184
MR	0	0	0	0	0	0	0	0	1	0	0	0	1
O	0	0	0	0	0	0	0	0	0	0	0	0	0
Total	20		7		9		126		20		4		186
EH	0		0		0		0		1		0		1
ENH	20		7		9		126		19		4		185
EUK	0		0		0		0		0		0		0

Fulton

PROBATION A	0	0	0	0	0	0	0	0	0	0	0	0	0
AIAN	0	0	0	0	0	0	0	0	0	0	0	0	0
BAAM	0	0	0	0	0	0	0	0	0	0	0	0	0
NHOPI	0	0	0	0	0	0	0	0	0	0	0	0	0
W	6	4	8	7	9	1	12	9	7	4	0	2	69
MR	0	0	0	0	0	0	0	0	0	0	0	0	0
O	0	0	0	0	0	0	0	0	0	0	0	0	0
Total	10		15		10		21		11		2		69
EH	0		0		1		3		0		0		4
ENH	10		15		9		18		11		2		65
EUK	0		0		0		0		0		0		0

Gibson

PROBATION A	0	0	0	0	0	0	0	0	0	0	0	0	0
AIAN	0	0	0	0	0	0	0	0	0	0	0	0	0
BAAM	0	0	0	0	0	0	0	0	1	1	0	0	2
NHOPI	0	0	0	0	0	0	0	0	0	0	0	0	0
W	0	0	0	0	0	0	15	4	5	4	0	3	31

Juvenile Miscellaneous Demographics

Cases Filed for 2016

	0-5		6-9		10-12		13-16		17		18+		Total Race
	M	F	M	F	M	F	M	F	M	F	M	F	
MR	0	0	0	0	0	0	0	0	0	0	0	0	0
O	0	0	0	0	0	0	0	0	1	0	0	0	1
Total	0		0		0		19		12		3		34
EH	0		0		0		0		0		0		0
ENH	0		0		0		6		5		1		12
EUK	0		0		0		13		7		2		22

Grant

PROBATIONA	0	0	0	0	0	0	0	0	0	0	0	0	0
AIAN	0	0	0	0	0	0	0	0	0	0	0	0	0
BAAM	0	0	0	0	0	0	3	0	0	0	0	0	3
NHOPI	0	0	0	0	0	0	0	0	0	0	0	0	0
W	0	0	0	0	0	0	3	1	1	0	0	0	5
MR	0	0	0	0	0	0	0	0	0	0	0	0	0
O	0	0	0	0	0	0	0	0	0	0	0	0	0
Total	0		0		0		7		1		0		8
EH	0		0		0		0		0		0		0
ENH	0		0		0		7		1		0		8
EUK	0		0		0		0		0		0		0

Greene

PROBATIONA	0	0	0	0	0	0	0	0	0	0	0	0	0
AIAN	0	0	0	0	0	0	0	0	0	0	0	0	0
BAAM	0	0	0	0	0	0	0	0	1	0	0	0	1
NHOPI	0	0	0	0	0	0	0	0	0	0	0	0	0
W	31	20	2	16	7	7	31	22	7	11	1	2	157
MR	0	0	0	1	0	1	0	0	0	1	0	0	3
O	0	0	0	0	0	0	0	0	0	0	0	0	0
Total	51		19		15		53		20		3		161
EH	0		0		0		0		0		0		0
ENH	0		0		0		0		0		0		0
EUK	51		19		15		53		20		3		161

Hamilton

PROBATIONA	0	0	0	0	0	0	0	0	0	0	0	0	0
AIAN	0	0	0	0	0	0	0	0	0	0	0	0	0
BAAM	0	0	0	0	0	0	1	2	3	2	2	1	11

Legend: M=Male, F=Female, AIAN=American Indian or Alaskan Native, A=Asian, BAAM=Black or African American, EH=Ethnicity Hispanic, ENH=Ethnicity Non-Hispanic, EUK=Ethnicity Unknown, MR=Multi Racial, NHOPI=Native Hawaiian or Other Pacific Islander, O=Other, Total=Total By Age, W=White

Juvenile Miscellaneous Demographics

Cases Filed for 2016

	0-5		6-9		10-12		13-16		17		18+		Total Race
	M	F	M	F	M	F	M	F	M	F	M	F	
NHOPI	0	0	0	0	0	0	0	0	0	0	0	0	0
W	0	0	0	0	0	0	37	19	34	7	5	6	108
MR	0	0	0	0	0	0	2	0	3	0	0	0	5
O	0	0	0	0	0	0	2	0	1	0	0	0	3
Total	0	0	0	0	0	0	63	50	50	14	14	127	
EH	0	0	0	0	0	0	6	3	3	0	0	9	
ENH	0	0	0	0	0	0	54	46	46	11	11	111	
EUK	0	0	0	0	0	0	3	1	1	3	3	7	

Hancock

PROBATIONA	0	0	0	0	0	0	0	0	0	0	0	0	0
AIAN	0	0	0	0	0	0	0	0	0	0	0	0	0
BAAM	0	0	0	0	0	0	1	0	0	0	0	0	1
NHOPI	0	0	0	0	0	0	1	0	0	0	0	0	1
W	0	0	0	0	0	0	9	5	1	5	0	0	20
MR	0	0	0	0	0	0	0	0	0	0	0	0	0
O	0	0	0	0	0	0	0	0	0	0	0	0	0
Total	0	0	0	0	0	0	16	6	6	0	0	22	
EH	0	0	0	0	0	0	0	0	0	0	0	0	
ENH	0	0	0	0	0	0	0	0	0	0	0	0	
EUK	0	0	0	0	0	0	16	6	6	0	0	22	

Harrison

PROBATIONA	0	0	0	0	0	0	0	0	0	0	0	0	0
AIAN	0	0	0	0	0	0	0	0	0	0	0	0	0
BAAM	0	0	0	0	0	0	0	0	0	0	0	0	0
NHOPI	0	0	0	0	0	0	0	0	0	0	0	0	0
W	0	0	0	0	0	0	0	0	0	0	0	0	0
MR	0	0	0	0	0	0	0	0	0	0	0	0	0
O	0	0	0	0	0	0	0	0	0	0	0	0	0
Total	0	0	0	0	0	0	0	0	0	0	0	0	
EH	0	0	0	0	0	0	0	0	0	0	0	0	
ENH	0	0	0	0	0	0	0	0	0	0	0	0	
EUK	0	0	0	0	0	0	0	0	0	0	0	0	

Hendricks

PROBATIONA	0	0	0	0	0	0	0	0	0	0	0	0	0
------------	---	---	---	---	---	---	---	---	---	---	---	---	---

Juvenile Miscellaneous Demographics

Cases Filed for 2016

	0-5		6-9		10-12		13-16		17		18+		Total Race
	M	F	M	F	M	F	M	F	M	F	M	F	
AIAN	0	0	0	0	0	0	0	0	0	0	0	0	0
BAAM	0	0	0	0	0	0	3	0	1	0	0	1	5
NHOPI	0	0	0	0	0	0	0	0	0	0	0	0	0
W	0	0	0	0	1	1	8	8	11	10	2	4	45
MR	0	0	0	0	0	0	1	1	0	0	0	0	2
O	0	0	0	0	1	0	1	0	0	0	1	0	3
Total	0	0	0	0	3	1	22	9	22	10	8	4	55
EH	0	0	0	0	1	0	3	0	0	0	0	0	4
ENH	0	0	0	0	0	0	13	0	3	0	0	0	16
EUK	0	0	0	0	2	0	6	0	19	0	8	0	35

Henry

PROBATION A	0	0	0	0	0	0	0	0	0	0	0	0	0
AIAN	0	0	0	0	0	0	0	0	0	0	0	0	0
BAAM	0	0	0	0	0	0	0	0	0	0	0	0	0
NHOPI	0	0	0	0	0	0	0	0	0	0	0	0	0
W	0	0	0	0	1	0	20	6	11	4	0	0	42
MR	0	0	0	0	0	0	0	0	0	0	0	0	0
O	0	0	0	0	0	0	0	0	0	0	0	0	0
Total	0	0	0	0	1	0	26	6	15	4	0	0	42
EH	0	0	0	0	0	0	0	0	0	0	0	0	0
ENH	0	0	0	0	0	0	8	0	3	0	0	0	11
EUK	0	0	0	0	1	0	18	0	12	0	0	0	31

Howard

PROBATION A	0	0	0	0	0	0	0	0	0	0	0	0	0
AIAN	0	0	0	0	0	0	0	0	0	0	0	0	0
BAAM	0	0	0	0	0	0	0	0	0	0	0	0	0
NHOPI	0	0	0	0	0	0	0	0	0	0	0	0	0
W	0	0	0	0	0	0	0	0	0	0	0	0	0
MR	0	0	0	0	0	0	0	0	0	0	0	0	0
O	0	0	0	0	0	0	0	0	0	0	0	0	0
Total	0	0	0	0	0	0	0	0	0	0	0	0	0
EH	0	0	0	0	0	0	0	0	0	0	0	0	0
ENH	0	0	0	0	0	0	0	0	0	0	0	0	0
EUK	0	0	0	0	0	0	0	0	0	0	0	0	0

Juvenile Miscellaneous Demographics

Cases Filed for 2016

	0-5		6-9		10-12		13-16		17		18+		Total Race
	M	F	M	F	M	F	M	F	M	F	M	F	
	Huntington												
PROBATION A	0	0	0	0	0	0	0	0	0	0	0	0	0
AIAN	0	0	0	0	0	0	0	0	0	0	0	0	0
BAAM	0	0	0	0	0	0	0	0	0	0	0	0	0
NHOPI	0	0	0	0	0	0	0	0	0	0	0	0	0
W	0	0	0	0	1	0	14	7	3	3	0	0	28
MR	0	0	0	0	0	0	0	0	0	0	0	0	0
O	0	0	0	0	0	0	0	0	0	0	0	0	0
Total	0	0	0	0	1	0	21	7	6	6	0	0	28
EH	0	0	0	0	0	0	1	0	0	0	0	0	1
ENH	0	0	0	0	0	0	5	0	0	0	0	0	5
EUK	0	0	0	0	1	0	15	7	6	6	0	0	22

Jackson

PROBATION A	0	0	0	0	0	0	0	0	0	0	0	0	0
AIAN	0	0	0	0	0	0	0	0	0	0	0	0	0
BAAM	0	0	0	0	0	0	1	0	0	0	0	0	1
NHOPI	0	0	0	0	0	0	0	0	0	0	0	0	0
W	0	0	0	0	0	0	7	8	2	1	0	0	18
MR	0	0	0	0	0	0	0	0	0	0	0	0	0
O	0	0	0	0	0	0	0	0	0	0	0	0	0
Total	0	0	0	0	0	0	16	8	3	3	0	0	19
EH	0	0	0	0	0	0	0	0	0	0	0	0	0
ENH	0	0	0	0	0	0	5	1	1	1	0	0	6
EUK	0	0	0	0	0	0	11	8	2	2	0	0	13

Jasper

PROBATION A	0	0	0	0	0	0	0	0	0	0	0	0	0
AIAN	0	0	0	0	0	0	0	0	0	0	0	0	0
BAAM	0	0	0	0	0	0	0	0	0	0	0	0	0
NHOPI	0	0	0	0	0	0	0	0	0	0	0	0	0
W	0	0	0	0	2	0	8	4	5	4	0	0	23
MR	0	0	0	0	0	0	0	0	0	1	0	0	1
O	0	0	0	0	0	0	3	0	0	0	0	0	3
Total	0	0	0	0	2	0	15	4	10	5	0	0	27
EH	0	0	0	0	1	0	3	0	1	1	0	0	5

Juvenile Miscellaneous Demographics

Cases Filed for 2016

	0-5		6-9		10-12		13-16		17		18+		Total Race
	M	F	M	F	M	F	M	F	M	F	M	F	
ENH	0		0		1		11		9		0		21
EUK	0		0		0		1		0		0		1

Jay

PROBATION A	0	0	0	0	0	0	0	0	0	0	0	0	0
AIAN	0	0	0	0	0	0	0	0	0	0	0	0	0
BAAM	0	0	0	0	0	0	0	0	0	0	0	0	0
NHOPI	0	0	0	0	0	0	0	0	0	0	0	0	0
W	0	0	0	0	0	0	0	0	0	0	0	0	0
MR	0	0	0	0	0	0	0	0	0	0	0	0	0
O	0	0	0	0	0	0	0	0	0	0	0	0	0
Total	0		0		0		0		0		0		0
EH	0		0		0		0		0		0		0
ENH	0		0		0		0		0		0		0
EUK	0		0		0		0		0		0		0

Jefferson

PROBATION A	0	0	0	0	0	0	0	0	0	0	0	0	0
AIAN	0	0	0	0	0	0	0	0	0	0	0	0	0
BAAM	0	0	0	0	0	0	0	0	0	0	0	0	0
NHOPI	0	0	0	0	0	0	0	0	0	0	0	0	0
W	0	0	0	0	0	0	0	0	0	0	0	0	0
MR	0	0	0	0	0	0	0	0	0	0	0	0	0
O	0	0	0	0	0	0	0	0	0	0	0	0	0
Total	0		0		0		0		0		0		0
EH	0		0		0		0		0		0		0
ENH	0		0		0		0		0		0		0
EUK	0		0		0		0		0		0		0

Jennings

PROBATION A	0	0	0	0	0	0	0	0	0	0	0	0	0
AIAN	0	0	0	0	0	0	0	0	0	0	0	0	0
BAAM	0	0	0	0	0	0	0	0	0	0	0	0	0
NHOPI	0	0	0	0	0	0	0	0	0	0	0	0	0
W	0	0	0	0	0	0	3	3	5	0	3	1	15
MR	0	0	0	0	0	0	0	0	0	0	0	0	0
O	0	0	0	0	0	0	0	0	0	0	0	0	0

Legend: M=Male, F=Female, AIAN=American Indian or Alaskan Native, A=Asian, BAAM=Black or African American, EH=Ethnicity Hispanic, ENH=Ethnicity Non-Hispanic, EUK=Ethnicity Unknown, MR=Multi Racial, NHOPI=Native Hawaiian or Other Pacific Islander, O=Other, Total=Total By Age, W=White

Juvenile Miscellaneous Demographics

Cases Filed for 2016

	0-5		6-9		10-12		13-16		17		18+		Total Race
	M	F	M	F	M	F	M	F	M	F	M	F	
Total	0	0	0	0	0	0	6	6	5	5	4	4	15
EH	0	0	0	0	0	0	0	0	0	0	0	0	0
ENH	0	0	0	0	0	0	2	2	0	0	2	2	4
EUK	0	0	0	0	0	0	4	4	5	5	2	2	11

Johnson

PROBATIONA	0	0	0	0	0	0	0	0	0	1	0	0	1
AIAN	0	0	0	0	0	0	0	0	0	0	0	0	0
BAAM	0	0	0	0	0	0	0	0	0	0	0	0	0
NHOPI	0	0	0	0	0	0	0	0	0	0	0	0	0
W	9	12	1	5	9	4	64	74	31	41	19	13	282
MR	0	0	0	0	1	0	2	3	3	4	0	0	13
O	2	0	3	0	2	0	12	7	10	3	3	2	44
Total	23	12	9	5	16	4	162	74	93	41	37	13	340
EH	0	0	0	0	0	0	9	9	6	6	1	1	16
ENH	23	12	9	5	16	4	153	74	87	41	36	13	324
EUK	0	0	0	0	0	0	0	0	0	0	0	0	0

Knox

PROBATIONA	0	0	0	0	0	0	0	0	0	0	0	0	0
AIAN	0	0	0	0	0	0	0	0	0	0	0	0	0
BAAM	0	0	0	0	0	0	0	0	0	0	0	0	0
NHOPI	0	0	0	0	0	0	0	0	0	0	0	0	0
W	0	0	0	0	1	0	8	6	1	2	0	0	18
MR	0	0	0	0	0	0	0	0	0	0	0	0	0
O	0	0	0	0	0	0	0	0	0	0	0	0	0
Total	0	0	0	0	1	0	14	6	3	2	0	0	18
EH	0	0	0	0	0	0	0	0	0	0	0	0	0
ENH	0	0	0	0	0	0	0	0	0	0	0	0	0
EUK	0	0	0	0	1	0	14	6	3	2	0	0	18

Kosciusko

PROBATIONA	0	0	0	0	0	0	0	0	0	0	0	0	0
AIAN	0	0	0	0	0	0	0	0	0	0	0	0	0
BAAM	0	0	0	0	0	0	0	0	0	0	0	0	0
NHOPI	0	0	0	0	0	0	0	0	0	0	0	0	0
W	0	0	0	0	0	0	0	0	0	0	0	0	0

Juvenile Miscellaneous Demographics

Cases Filed for 2016

	0-5		6-9		10-12		13-16		17		18+		Total Race
	M	F	M	F	M	F	M	F	M	F	M	F	
MR	0	0	0	0	0	0	0	0	0	0	0	0	0
O	0	0	0	0	0	0	0	0	0	0	0	0	0
Total	0		0		0		0		0		0		0
EH	0		0		0		0		0		0		0
ENH	0		0		0		0		0		0		0
EUK	0		0		0		0		0		0		0

LaGrange

PROBATIONA	0	0	0	0	0	0	0	0	0	0	0	0	0
AIAN	0	0	0	0	0	0	0	0	0	0	0	0	0
BAAM	0	0	0	0	0	0	0	0	0	0	0	0	0
NHOPI	0	0	0	0	0	0	0	0	0	0	0	0	0
W	11	5	5	4	4	1	22	12	30	11	6	4	115
MR	0	0	0	0	0	0	0	0	0	0	0	0	0
O	0	0	0	0	0	0	0	0	0	0	0	0	0
Total	16		9		5		34		41		10		115
EH	0		0		0		2		3		0		5
ENH	16		9		5		32		38		10		110
EUK	0		0		0		0		0		0		0

Lake

PROBATIONA	0	0	0	0	0	0	0	0	0	0	0	0	0
AIAN	0	0	0	0	0	0	0	0	0	0	0	1	1
BAAM	0	0	0	0	4	1	17	6	11	11	8	10	68
NHOPI	0	0	0	0	0	0	0	0	0	0	0	0	0
W	0	0	1	0	1	3	52	30	38	14	30	15	184
MR	0	0	0	0	2	1	6	2	2	0	3	0	16
O	0	0	0	0	0	0	4	4	4	1	1	1	15
Total	0		1		12		121		81		69		284
EH	0		0		2		32		12		2		48
ENH	0		1		7		72		59		9		148
EUK	0		0		3		17		10		58		88

LaPorte

PROBATIONA	0	0	0	0	0	0	0	0	0	0	0	0	0
AIAN	0	0	0	0	0	0	0	0	0	0	0	0	0
BAAM	0	0	0	0	1	2	9	4	5	1	0	0	22

Legend: M=Male, F=Female, AIAN=American Indian or Alaskan Native, A=Asian, BAAM=Black or African American, EH=Ethnicity Hispanic, ENH=Ethnicity Non-Hispanic, EUK=Ethnicity Unknown, MR=Multi Racial, NHOPI=Native Hawaiian or Other Pacific Islander, O=Other, Total=Total By Age, W=White

Juvenile Miscellaneous Demographics

Cases Filed for 2016

	0-5		6-9		10-12		13-16		17		18+		Total Race
	M	F	M	F	M	F	M	F	M	F	M	F	
NHOPI	0	0	0	0	0	0	5	0	3	0	0	0	8
W	0	0	0	0	1	0	10	7	10	12	3	0	43
MR	0	0	0	0	0	0	1	1	1	1	0	0	4
O	0	0	0	0	2	0	1	1	0	0	0	0	4
Total	0		0		6		39		33		3		81
EH	0		0		2		2		0		0		4
ENH	0		0		2		19		18		1		40
EUK	0		0		2		18		15		2		37

Lawrence

PROBATIONA	0	0	0	0	0	0	0	0	0	0	0	0	0
AIAN	0	0	0	0	0	0	0	0	0	0	0	0	0
BAAM	0	0	0	0	0	0	0	0	0	0	0	0	0
NHOPI	0	0	0	0	0	0	0	0	0	0	0	0	0
W	0	0	0	0	0	1	7	8	5	2	1	0	24
MR	0	0	0	0	0	0	0	0	0	0	0	0	0
O	0	0	0	0	0	0	1	1	0	0	0	0	2
Total	0		0		1		17		7		1		26
EH	0		0		0		0		0		0		0
ENH	0		0		1		2		2		0		5
EUK	0		0		0		15		5		1		21

Madison

PROBATIONA	0	0	0	0	0	0	0	0	0	0	0	0	0
AIAN	0	0	0	0	0	0	0	0	0	0	0	0	0
BAAM	1	0	0	0	3	0	9	8	1	1	2	0	25
NHOPI	0	0	0	0	0	0	0	0	0	0	0	0	0
W	0	0	1	0	7	3	39	25	13	8	0	0	96
MR	0	0	0	0	0	0	0	0	0	0	0	0	0
O	0	0	0	0	0	0	2	2	0	1	0	0	5
Total	1		1		13		85		24		2		126
EH	0		0		1		6		2		0		9
ENH	1		1		12		79		22		2		117
EUK	0		0		0		0		0		0		0

Marion

PROBATIONA	1	0	0	0	1	1	0	0	0	0	1	2	6
------------	---	---	---	---	---	---	---	---	---	---	---	---	---

Juvenile Miscellaneous Demographics

Cases Filed for 2016

	0-5		6-9		10-12		13-16		17		18+		Total Race
	M	F	M	F	M	F	M	F	M	F	M	F	
AIAN	0	0	0	0	0	0	0	0	0	0	0	1	1
BAAM	157	156	71	62	42	32	25	36	16	14	51	142	804
NHOPI	0	0	0	0	0	0	0	0	0	0	0	0	0
W	124	116	48	56	31	37	31	34	10	7	63	127	684
MR	28	46	10	10	5	5	10	7	0	3	4	9	137
O	99	33	32	4	14	7	20	7	2	2	6	10	236
Total	760		293		175		170		54		416		1868
EH	61		20		15		16		5		27		144
ENH	699		273		160		154		49		389		1724
EUK	0		0		0		0		0		0		0

Marshall

PROBATION A	0	0	0	0	0	0	0	0	0	0	0	0	0
AIAN	0	0	0	0	0	0	0	0	0	0	0	0	0
BAAM	0	0	0	0	0	0	3	1	0	0	0	0	4
NHOPI	0	0	0	0	0	0	0	0	0	0	0	0	0
W	0	0	1	0	3	3	13	4	9	4	6	0	43
MR	0	0	0	0	0	0	0	0	0	0	0	0	0
O	0	0	0	0	0	0	0	0	0	0	0	0	0
Total	0		1		6		21		13		6		47
EH	0		0		0		3		0		0		3
ENH	0		0		0		0		0		0		0
EUK	0		1		6		18		13		6		44

Martin

PROBATION A	0	0	0	0	0	0	0	0	0	0	0	0	0
AIAN	0	0	0	0	0	0	0	0	0	0	0	0	0
BAAM	0	0	0	0	0	0	0	0	0	0	0	0	0
NHOPI	0	0	0	0	0	0	0	0	0	0	0	0	0
W	10	8	2	3	4	4	9	2	6	5	0	0	53
MR	0	0	0	0	0	0	0	0	1	0	0	0	1
O	0	0	0	0	0	0	0	0	0	0	0	0	0
Total	18		5		8		11		12		0		54
EH	0		0		0		0		0		0		0
ENH	18		5		8		11		12		0		54
EUK	0		0		0		0		0		0		0

Juvenile Miscellaneous Demographics

Cases Filed for 2016

	0-5		6-9		10-12		13-16		17		18+		Total Race
	M	F	M	F	M	F	M	F	M	F	M	F	
	Miami												
PROBATION A	0	0	0	0	0	0	0	0	0	0	0	0	0
AIAN	0	0	0	0	0	0	0	0	0	0	0	0	0
BAAM	0	0	0	0	0	0	1	0	0	0	0	0	1
NHOPI	0	0	0	0	0	0	0	0	0	0	0	0	0
W	0	0	0	0	0	0	6	1	2	3	1	0	13
MR	0	0	0	0	0	0	0	0	0	0	0	0	0
O	0	0	0	0	0	0	0	0	0	0	0	0	0
Total	0	0	0	0	0	0	8	1	5	2	1	0	14
EH	0	0	0	0	0	0	1	0	0	0	1	0	2
ENH	0	0	0	0	0	0	3	0	2	0	0	0	5
EUK	0	0	0	0	0	0	4	0	3	0	0	0	7

Monroe													
PROBATION A	0	0	0	0	0	0	0	0	0	0	0	0	0
AIAN	0	0	0	0	0	0	1	0	0	1	0	0	2
BAAM	0	0	0	0	0	0	0	0	0	0	0	0	0
NHOPI	0	0	0	0	0	0	0	0	0	0	0	0	0
W	0	0	0	0	0	1	10	8	6	4	0	0	29
MR	0	0	0	0	0	0	6	2	0	0	0	0	8
O	0	0	0	0	0	0	0	1	0	0	0	0	1
Total	0	0	0	0	1	0	28	11	11	4	0	0	40
EH	0	0	0	0	0	0	4	0	0	0	0	0	4
ENH	0	0	0	0	0	0	19	0	11	0	0	0	30
EUK	0	0	0	0	1	0	5	0	0	0	0	0	6

Montgomery													
PROBATION A	0	0	0	0	0	0	0	0	0	0	0	0	0
AIAN	0	0	0	0	0	0	0	0	0	0	0	0	0
BAAM	0	0	0	0	0	0	0	0	0	0	0	0	0
NHOPI	0	0	0	0	0	0	0	0	0	0	0	0	0
W	0	0	0	0	0	0	0	0	0	0	0	0	0
MR	0	0	0	0	0	0	0	0	0	0	0	0	0
O	0	0	0	0	0	0	0	0	0	0	0	0	0
Total	0	0	0	0	0	0	0	0	0	0	0	0	0
EH	0	0	0	0	0	0	0	0	0	0	0	0	0

Juvenile Miscellaneous Demographics

Cases Filed for 2016

	0-5		6-9		10-12		13-16		17		18+		Total Race
	M	F	M	F	M	F	M	F	M	F	M	F	
ENH	0		0		0		0		0		0		0
EUK	0		0		0		0		0		0		0

Morgan

PROBATION A	0	0	0	0	0	0	0	0	0	0	0	0	0
AIAN	0	0	0	0	0	0	0	0	0	0	0	0	0
BAAM	0	0	0	0	0	0	1	0	0	0	0	0	1
NHOPI	0	0	0	0	0	0	0	0	0	0	0	0	0
W	0	0	0	0	1	0	14	7	6	1	2	1	32
MR	0	0	0	0	0	0	0	0	0	0	0	0	0
O	0	0	0	0	0	0	0	0	0	0	0	0	0
Total	0		0		1		22		7		3		33
EH	0		0		0		0		0		0		0
ENH	0		0		1		22		7		3		33
EUK	0		0		0		0		0		0		0

Newton

PROBATION A	0	0	0	0	0	0	0	0	0	0	0	0	0
AIAN	0	0	0	0	0	0	0	0	0	0	0	0	0
BAAM	0	0	0	0	0	0	0	0	0	0	0	0	0
NHOPI	0	0	0	0	0	0	0	0	0	0	0	0	0
W	0	0	0	0	0	0	2	0	1	0	0	0	3
MR	0	0	0	0	0	0	0	0	0	0	0	0	0
O	0	0	0	0	0	0	0	0	0	0	0	0	0
Total	0		0		0		2		1		0		3
EH	0		0		0		0		0		0		0
ENH	0		0		0		0		0		0		0
EUK	0		0		0		2		1		0		3

Noble

PROBATION A	0	0	0	0	0	0	0	0	0	0	0	0	0
AIAN	0	0	0	0	0	0	0	0	0	0	0	0	0
BAAM	0	0	0	0	0	0	0	0	1	0	0	0	1
NHOPI	0	0	0	0	0	0	0	0	0	0	0	0	0
W	0	0	0	0	0	0	0	0	2	2	0	0	4
MR	0	0	0	0	0	0	0	0	0	0	0	0	0
O	0	0	0	0	0	0	1	0	0	0	0	0	1

Legend: M=Male, F=Female, AIAN=American Indian or Alaskan Native, A=Asian, BAAM=Black or African American, EH=Ethnicity Hispanic, ENH=Ethnicity Non-Hispanic, EUK=Ethnicity Unknown, MR=Multi Racial, NHOPI=Native Hawaiian or Other Pacific Islander, O=Other, Total=Total By Age, W=White

Juvenile Miscellaneous Demographics

Cases Filed for 2016

	0-5		6-9		10-12		13-16		17		18+		Total Race
	M	F	M	F	M	F	M	F	M	F	M	F	
Total	0		0		0		1		5		0		6
EH	0		0		0		1		0		0		1
ENH	0		0		0		0		5		0		5
EUK	0		0		0		0		0		0		0

Ohio

PROBATIONA	0	0	0	0	0	0	0	0	0	0	0	0	0
AIAN	0	0	0	0	0	0	0	0	0	0	0	0	0
BAAM	0	0	0	0	0	0	0	0	0	0	0	0	0
NHOPI	0	0	0	0	0	0	0	0	0	0	0	0	0
W	0	0	0	0	0	0	0	0	0	0	0	0	0
MR	0	0	0	0	0	0	0	0	0	0	0	0	0
O	0	0	0	0	0	0	0	0	0	0	0	0	0
Total	0		0		0		0		0		0		0
EH	0		0		0		0		0		0		0
ENH	0		0		0		0		0		0		0
EUK	0		0		0		0		0		0		0

Orange

PROBATIONA	0	0	0	0	0	0	0	0	0	0	0	0	0
AIAN	0	0	0	0	0	0	0	0	0	0	0	0	0
BAAM	0	0	0	0	0	0	0	0	0	0	0	0	0
NHOPI	0	0	0	0	0	0	0	0	0	0	0	0	0
W	25	29	11	19	3	6	5	10	0	0	0	0	108
MR	1	5	1	4	0	0	0	0	0	0	0	0	11
O	0	0	0	0	0	0	0	0	0	0	0	0	0
Total	60		35		9		15		0		0		119
EH	0		0		0		0		0		0		0
ENH	0		0		0		0		0		0		0
EUK	60		35		9		15		0		0		119

Owen

PROBATIONA	0	0	0	0	0	0	0	0	0	0	0	0	0
AIAN	0	0	0	0	0	0	0	0	0	0	0	0	0
BAAM	0	0	0	0	0	0	0	0	0	0	0	0	0
NHOPI	0	0	0	0	0	0	0	0	0	0	0	0	0
W	0	0	0	0	0	0	0	0	0	0	0	0	0

Juvenile Miscellaneous Demographics

Cases Filed for 2016

	0-5		6-9		10-12		13-16		17		18+		Total Race
	M	F	M	F	M	F	M	F	M	F	M	F	
MR	0	0	0	0	0	0	0	0	0	0	0	0	0
O	0	0	0	0	0	0	0	0	0	0	0	0	0
Total	0		0		0		0		0		0		0
EH	0		0		0		0		0		0		0
ENH	0		0		0		0		0		0		0
EUK	0		0		0		0		0		0		0

Parke

PROBATIONA	0	0	0	0	0	0	0	0	0	0	0	0	0
AIAN	0	0	0	0	0	0	0	0	0	0	0	0	0
BAAM	0	0	0	0	0	0	0	0	0	0	0	0	0
NHOPI	0	0	0	0	0	0	0	0	0	0	0	0	0
W	0	0	0	0	0	0	0	0	0	0	0	0	0
MR	0	0	0	0	0	0	0	0	0	0	0	0	0
O	0	0	0	0	0	0	0	0	0	0	0	0	0
Total	0		0		0		0		0		0		0
EH	0		0		0		0		0		0		0
ENH	0		0		0		0		0		0		0
EUK	0		0		0		0		0		0		0

Perry

PROBATIONA	0	0	0	0	0	0	0	0	0	0	0	0	0
AIAN	0	0	0	0	0	0	0	0	0	0	0	0	0
BAAM	0	0	0	0	0	0	1	0	0	0	0	0	1
NHOPI	0	0	0	0	0	0	0	0	0	0	0	0	0
W	3	5	2	3	3	1	22	12	8	6	2	0	67
MR	2	0	0	0	0	0	1	0	0	0	0	0	3
O	0	0	0	0	0	0	0	0	0	0	0	0	0
Total	10		5		4		36		14		2		71
EH	0		0		0		0		0		0		0
ENH	0		0		0		0		0		0		0
EUK	10		5		4		36		14		2		71

Pike

PROBATIONA	0	0	0	0	0	0	0	0	0	0	0	0	0
AIAN	0	0	0	0	0	0	0	0	0	0	0	0	0
BAAM	0	0	0	0	0	0	0	0	0	0	0	0	0

Legend: M=Male, F=Female, AIAN=American Indian or Alaskan Native, A=Asian, BAAM=Black or African American, EH=Ethnicity Hispanic, ENH=Ethnicity Non-Hispanic, EUK=Ethnicity Unknown, MR=Multi Racial, NHOPI=Native Hawaiian or Other Pacific Islander, O=Other, Total=Total By Age, W=White

Juvenile Miscellaneous Demographics

Cases Filed for 2016

	0-5		6-9		10-12		13-16		17		18+		Total Race
	M	F	M	F	M	F	M	F	M	F	M	F	
NHOPI	0	0	0	0	0	0	0	0	0	0	0	0	0
W	0	0	0	0	1	0	1	0	0	0	0	2	4
MR	0	0	0	0	0	0	0	0	0	0	0	0	0
O	0	0	0	0	0	0	0	0	0	0	0	0	0
Total	0		0		1		1		0		2		4
EH	0		0		0		0		0		0		0
ENH	0		0		0		0		0		0		0
EUK	0		0		1		1		0		2		4

Porter

PROBATIONA	0	0	0	0	0	0	0	0	0	0	0	0	0
AIAN	0	0	0	0	0	0	0	0	0	0	0	0	0
BAAM	0	0	0	0	0	0	0	0	0	0	0	0	0
NHOPI	0	0	0	0	0	0	0	0	0	0	0	0	0
W	0	0	0	0	0	0	0	0	0	0	0	0	0
MR	0	0	0	0	0	0	0	0	0	0	0	0	0
O	0	0	0	0	0	0	0	0	0	0	0	0	0
Total	0		0		0		0		0		0		0
EH	0		0		0		0		0		0		0
ENH	0		0		0		0		0		0		0
EUK	0		0		0		0		0		0		0

Posey

PROBATIONA	0	0	0	0	0	0	0	0	0	0	0	0	0
AIAN	0	0	0	0	0	0	0	0	0	0	0	0	0
BAAM	0	0	1	0	1	0	2	0	1	0	0	0	5
NHOPI	0	0	0	0	0	0	0	0	0	0	0	0	0
W	0	0	0	0	0	0	10	4	2	6	1	1	24
MR	0	0	0	0	0	0	0	0	0	0	0	0	0
O	0	0	0	0	0	0	0	0	0	0	0	0	0
Total	0		1		1		16		9		2		29
EH	0		0		0		0		0		0		0
ENH	0		1		1		16		9		2		29
EUK	0		0		0		0		0		0		0

Pulaski

PROBATIONA	0	0	0	0	0	0	0	0	0	0	0	0	0
------------	---	---	---	---	---	---	---	---	---	---	---	---	---

Juvenile Miscellaneous Demographics

Cases Filed for 2016

	0-5		6-9		10-12		13-16		17		18+		Total Race
	M	F	M	F	M	F	M	F	M	F	M	F	
AIAN	0	0	0	0	0	0	0	0	0	0	0	0	0
BAAM	0	0	0	0	0	0	0	0	0	0	0	0	0
NHOPI	0	0	0	0	0	0	0	0	0	0	0	0	0
W	0	0	0	0	0	0	2	3	4	4	0	1	14
MR	0	0	0	0	0	0	0	0	0	0	0	0	0
O	0	0	0	0	0	0	0	1	0	0	0	0	1
Total	0	0	0	0	0	0	6	8	8	8	1	1	15
EH	0	0	0	0	0	0	1	0	0	0	0	0	1
ENH	0	0	0	0	0	0	0	0	0	0	0	0	0
EUK	0	0	0	0	0	0	5	8	8	8	1	1	14

Putnam

PROBATION A	0	0	0	0	0	0	0	0	0	0	0	0	0
AIAN	0	0	0	0	0	0	0	0	0	0	0	0	0
BAAM	0	0	0	0	0	0	0	0	0	0	0	0	0
NHOPI	0	0	0	0	0	0	0	0	0	0	0	0	0
W	0	0	0	0	0	0	0	0	0	1	0	0	1
MR	0	0	0	0	0	0	0	0	0	0	0	0	0
O	0	0	0	0	1	0	1	0	1	0	0	0	3
Total	0	0	0	0	1	0	1	0	2	0	0	0	4
EH	0	0	0	0	0	0	0	0	0	0	0	0	0
ENH	0	0	0	0	1	0	1	0	0	0	0	0	2
EUK	0	0	0	0	0	0	0	0	2	0	0	0	2

Randolph

PROBATION A	0	0	0	0	0	0	0	0	0	0	0	0	0
AIAN	0	0	0	0	0	0	0	0	0	0	0	0	0
BAAM	0	0	0	0	0	0	0	0	0	0	0	0	0
NHOPI	0	0	0	0	0	0	0	0	0	0	0	0	0
W	22	26	11	9	10	12	9	13	3	7	0	0	122
MR	3	0	2	2	0	1	0	1	0	0	0	0	9
O	0	0	0	0	0	0	0	0	0	0	0	0	0
Total	51	51	24	20	23	23	23	23	10	10	0	0	131
EH	3	3	4	4	1	1	2	2	0	0	0	0	10
ENH	48	48	20	16	22	22	21	21	10	10	0	0	121
EUK	0	0	0	0	0	0	0	0	0	0	0	0	0

Legend: M=Male, F=Female, AIAN=American Indian or Alaskan Native, A=Asian, BAAM=Black or African American, EH=Ethnicity Hispanic, ENH=Ethnicity Non-Hispanic, EUK=Ethnicity Unknown, MR=Multi Racial, NHOPI=Native Hawaiian or Other Pacific Islander, O=Other, Total=Total By Age, W=White

Juvenile Miscellaneous Demographics

Cases Filed for 2016

	0-5		6-9		10-12		13-16		17		18+		Total Race
	M	F	M	F	M	F	M	F	M	F	M	F	
	Ripley												
PROBATION A	0	0	0	0	0	0	0	0	0	0	0	0	0
AIAN	0	0	0	0	0	0	0	0	0	0	0	0	0
BAAM	0	0	0	0	0	0	0	0	0	0	0	0	0
NHOPI	0	0	0	0	0	0	0	0	0	0	0	0	0
W	0	0	1	0	2	0	14	10	9	2	1	2	41
MR	0	0	0	0	0	0	0	0	0	0	0	0	0
O	0	0	0	0	0	0	0	0	0	0	0	0	0
Total	0		1		2		24		11		3		41
EH	0		0		0		0		0		0		0
ENH	0		0		0		0		0		0		0
EUK	0		1		2		24		11		3		41

Rush													
PROBATION A	0	0	0	0	0	0	0	0	0	0	0	0	0
AIAN	0	0	0	0	0	0	0	0	0	0	0	0	0
BAAM	0	0	0	0	0	0	0	0	0	0	0	0	0
NHOPI	0	0	0	0	0	0	0	0	0	0	0	0	0
W	0	0	0	0	1	0	8	11	6	4	0	0	30
MR	0	0	0	0	0	1	8	1	3	0	0	0	13
O	0	0	0	0	0	0	0	0	0	0	0	0	0
Total	0		0		2		28		13		0		43
EH	0		0		0		0		0		0		0
ENH	0		0		1		11		8		0		20
EUK	0		0		1		17		5		0		23

St. Joseph													
PROBATION A	0	0	0	0	0	0	0	0	0	0	0	0	0
AIAN	0	0	0	0	0	0	0	0	0	0	1	0	1
BAAM	0	0	1	0	0	0	2	2	1	0	6	2	14
NHOPI	0	0	0	0	0	0	0	0	0	0	0	0	0
W	2	1	1	0	0	0	0	0	1	1	4	2	12
MR	1	2	0	0	0	0	0	0	0	0	0	1	4
O	1	0	0	0	0	0	0	0	0	0	1	0	2
Total	7		2		0		4		3		17		33
EH	0		0		0		0		0		0		0

Juvenile Miscellaneous Demographics

Cases Filed for 2016

	0-5		6-9		10-12		13-16		17		18+		Total Race
	M	F	M	F	M	F	M	F	M	F	M	F	
ENH	7		2		0		4		3		17		33
EUK	0		0		0		0		0		0		0

Scott

PROBATION A	0	0	0	0	0	0	0	0	0	0	0	0	0
AIAN	0	0	0	0	0	0	0	0	0	0	0	0	0
BAAM	0	0	0	0	0	0	0	0	0	0	0	0	0
NHOPI	0	0	0	0	0	0	0	0	0	0	0	0	0
W	0	0	0	0	2	0	19	14	11	9	2	0	57
MR	0	0	0	0	0	0	0	0	0	0	0	0	0
O	0	0	0	0	2	1	5	7	3	1	0	0	19
Total	0		0		5		45		24		2		76
EH	0		0		0		0		0		0		0
ENH	0		0		3		12		4		0		19
EUK	0		0		2		33		20		2		57

Shelby

PROBATION A	0	0	0	0	0	0	0	0	0	0	0	0	0
AIAN	0	0	0	0	0	0	0	0	0	0	0	0	0
BAAM	0	0	0	0	0	0	0	0	0	0	0	0	0
NHOPI	0	0	0	0	0	0	0	0	0	0	0	0	0
W	0	0	0	0	1	0	20	12	1	2	0	0	36
MR	0	0	0	0	0	0	0	0	0	0	0	0	0
O	0	0	0	0	0	0	1	0	0	0	0	0	1
Total	0		0		1		33		3		0		37
EH	0		0		0		0		0		0		0
ENH	0		0		0		7		0		0		7
EUK	0		0		1		26		3		0		30

Spencer

PROBATION A	0	0	0	0	0	0	0	0	0	0	0	0	0
AIAN	0	0	0	0	0	0	0	0	0	0	0	0	0
BAAM	0	0	0	0	0	0	0	0	0	0	0	0	0
NHOPI	0	0	0	0	0	0	0	0	0	0	0	0	0
W	0	0	0	0	0	0	0	0	0	0	0	0	0
MR	0	0	0	0	0	0	0	0	0	0	0	0	0
O	0	0	0	0	0	0	0	0	0	0	0	0	0

Legend: M=Male, F=Female, AIAN=American Indian or Alaskan Native, A=Asian, BAAM=Black or African American, EH=Ethnicity Hispanic, ENH=Ethnicity Non-Hispanic, EUK=Ethnicity Unknown, MR=Multi Racial, NHOPI=Native Hawaiian or Other Pacific Islander, O=Other, Total=Total By Age, W=White

Juvenile Miscellaneous Demographics

Cases Filed for 2016

	0-5		6-9		10-12		13-16		17		18+		Total Race
	M	F	M	F	M	F	M	F	M	F	M	F	
Total	0	0	0	0	0	0	0	0	0	0	0	0	0
EH	0	0	0	0	0	0	0	0	0	0	0	0	0
ENH	0	0	0	0	0	0	0	0	0	0	0	0	0
EUK	0	0	0	0	0	0	0	0	0	0	0	0	0

Starke

PROBATIONA	0	0	0	0	0	0	0	0	0	0	0	0	0
AIAN	0	0	0	0	0	0	0	0	0	0	0	0	0
BAAM	0	0	0	0	0	0	0	0	0	0	0	0	0
NHOPI	0	0	0	0	0	0	0	0	0	0	0	0	0
W	0	0	0	0	0	0	2	0	1	1	0	0	4
MR	0	0	0	0	0	0	0	0	0	0	0	0	0
O	0	0	0	0	0	0	0	0	0	0	0	0	0
Total	0	0	0	0	0	0	2	0	2	2	0	0	4
EH	0	0	0	0	0	0	0	0	0	0	0	0	0
ENH	0	0	0	0	0	0	0	0	0	0	0	0	0
EUK	0	0	0	0	0	0	2	0	2	2	0	0	4

Steuben

PROBATIONA	0	0	0	0	0	0	0	0	0	0	0	0	0
AIAN	0	0	0	0	0	0	0	0	0	0	0	0	0
BAAM	0	0	0	0	0	1	0	0	0	1	0	0	2
NHOPI	0	0	0	0	0	0	0	0	0	0	0	0	0
W	0	0	0	0	3	2	9	10	7	0	2	1	34
MR	0	0	0	0	0	0	0	0	0	0	0	0	0
O	0	0	0	0	0	0	0	0	0	0	0	0	0
Total	0	0	0	0	6	2	19	10	8	1	3	1	36
EH	0	0	0	0	0	0	3	0	1	0	0	0	4
ENH	0	0	0	0	6	2	16	10	7	0	3	1	32
EUK	0	0	0	0	0	0	0	0	0	0	0	0	0

Sullivan

PROBATIONA	0	0	0	0	0	0	0	0	0	0	0	0	0
AIAN	0	0	0	0	0	0	0	0	0	0	0	0	0
BAAM	0	0	0	0	0	0	0	0	0	0	0	0	0
NHOPI	0	0	0	0	0	0	0	0	0	0	0	0	0
W	0	0	0	0	1	0	0	2	3	0	0	0	6

Juvenile Miscellaneous Demographics

Cases Filed for 2016

	0-5		6-9		10-12		13-16		17		18+		Total Race
	M	F	M	F	M	F	M	F	M	F	M	F	
MR	0	0	0	0	0	0	0	0	0	0	0	0	0
O	0	0	0	0	0	0	0	0	0	0	0	0	0
Total	0		0		1		2		3		0		6
EH	0		0		0		0		0		0		0
ENH	0		0		1		2		3		0		6
EUK	0		0		0		0		0		0		0

Switzerland

PROBATIONA	0	0	0	0	0	0	0	0	0	0	0	0	0
AIAN	0	0	0	0	0	0	0	0	0	0	0	0	0
BAAM	0	0	0	0	0	0	0	0	0	0	0	0	0
NHOPI	0	0	0	0	0	0	0	0	0	0	0	0	0
W	0	0	2	0	1	0	1	1	2	0	0	0	7
MR	0	0	0	0	0	0	0	0	0	0	0	0	0
O	0	0	0	0	0	0	0	0	0	0	0	0	0
Total	0		2		1		2		2		0		7
EH	0		0		0		0		0		0		0
ENH	0		2		1		2		2		0		7
EUK	0		0		0		0		0		0		0

Tiptecanoe

PROBATIONA	0	0	0	0	0	0	1	0	1	0	0	0	2
AIAN	0	0	0	0	0	0	0	0	0	0	0	0	0
BAAM	19	21	20	22	10	13	15	23	5	4	14	17	183
NHOPI	1	0	0	0	0	0	0	0	0	0	0	0	1
W	26	24	21	23	21	16	72	68	23	15	45	43	397
MR	2	2	8	6	3	0	8	8	2	3	1	1	44
O	18	2	3	3	1	3	13	17	7	5	6	3	81
Total	115		106		67		225		65		130		708
EH	9		7		4		45		14		10		89
ENH	106		99		63		180		51		120		619
EUK	0		0		0		0		0		0		0

Tipton

PROBATIONA	0	0	0	0	0	0	0	0	0	0	0	0	0
AIAN	0	0	0	0	0	0	0	0	0	0	0	0	0
BAAM	0	0	0	0	0	0	0	0	0	0	0	0	0

Legend: M=Male, F=Female, AIAN=American Indian or Alaskan Native, A=Asian, BAAM=Black or African American, EH=Ethnicity Hispanic, ENH=Ethnicity Non-Hispanic, EUK=Ethnicity Unknown, MR=Multi Racial, NHOPI=Native Hawaiian or Other Pacific Islander, O=Other, Total=Total By Age, W=White

Juvenile Miscellaneous Demographics

Cases Filed for 2016

	0-5		6-9		10-12		13-16		17		18+		Total Race
	M	F	M	F	M	F	M	F	M	F	M	F	
NHOPI	0	0	0	0	0	0	0	0	0	0	0	0	0
W	0	0	0	0	0	0	6	5	2	0	0	0	13
MR	0	0	0	0	0	0	0	0	0	0	0	0	0
O	0	0	0	0	0	0	0	0	0	0	0	0	0
Total	0		0		0		11		2		0		13
EH	0		0		0		0		0		0		0
ENH	0		0		0		1		0		0		1
EUK	0		0		0		10		2		0		12

Union

PROBATIONA	0	0	0	0	0	0	0	0	0	0	0	0	0
AIAN	0	0	0	0	0	0	0	0	0	0	0	0	0
BAAM	0	0	0	0	0	0	0	0	0	0	0	0	0
NHOPI	0	0	0	0	0	0	0	0	0	0	0	0	0
W	4	3	3	2	1	0	13	0	0	3	0	0	29
MR	0	0	0	0	0	0	0	0	0	0	0	0	0
O	0	0	0	0	0	0	0	0	0	0	0	0	0
Total	7		5		1		13		3		0		29
EH	0		0		0		0		0		0		0
ENH	0		0		0		0		0		0		0
EUK	7		5		1		13		3		0		29

Vanderburgh

PROBATIONA	0	0	0	0	0	0	0	0	0	0	0	0	0
AIAN	0	0	0	0	0	0	0	0	0	0	0	0	0
BAAM	0	0	0	0	1	1	12	14	1	2	0	0	31
NHOPI	0	0	0	0	0	0	0	0	0	0	0	0	0
W	0	0	0	0	1	0	13	22	7	4	0	1	48
MR	0	0	0	0	0	0	3	1	0	0	0	0	4
O	0	0	0	0	0	0	0	0	0	0	0	0	0
Total	0		0		3		65		14		1		83
EH	0		0		0		0		0		0		0
ENH	0		0		2		28		11		0		41
EUK	0		0		1		37		3		1		42

Vermillion

PROBATIONA	0	0	0	0	0	0	0	0	0	0	0	0	0
------------	---	---	---	---	---	---	---	---	---	---	---	---	---

Juvenile Miscellaneous Demographics

Cases Filed for 2016

	0-5		6-9		10-12		13-16		17		18+		Total Race
	M	F	M	F	M	F	M	F	M	F	M	F	
AIAN	0	0	0	0	0	0	0	0	0	0	0	0	0
BAAM	0	0	0	0	0	0	0	0	0	0	0	0	0
NHOPI	0	0	0	0	0	0	0	0	0	0	0	0	0
W	12	18	8	12	9	10	27	15	5	0	0	0	116
MR	0	0	0	0	0	0	0	0	0	0	0	0	0
O	0	0	0	0	0	0	0	0	0	0	0	0	0
Total	30		20		19		42		5		0		116
EH	0		0		0		0		0		0		0
ENH	0		0		0		0		0		0		0
EUK	30		20		19		42		5		0		116

Vigo

PROBATION A	0	0	0	0	0	0	0	0	0	0	0	0	0
AIAN	0	0	0	0	0	0	0	0	0	0	0	0	0
BAAM	0	0	0	0	3	0	9	7	1	4	0	0	24
NHOPI	0	0	0	0	0	0	0	0	0	0	0	0	0
W	0	0	0	0	5	0	77	34	26	13	2	2	159
MR	0	0	0	0	0	0	6	2	2	2	0	0	12
O	0	0	0	0	0	0	1	0	0	0	0	0	1
Total	0		0		8		136		48		4		196
EH	0		0		0		1		1		0		2
ENH	0		0		8		135		47		4		194
EUK	0		0		0		0		0		0		0

Wabash

PROBATION A	0	0	0	0	0	0	0	0	0	0	0	0	0
AIAN	0	0	0	0	0	0	0	0	0	0	0	0	0
BAAM	0	0	0	0	0	0	0	0	0	0	0	0	0
NHOPI	0	0	0	0	0	0	0	0	0	0	0	0	0
W	0	0	0	0	0	0	0	0	0	0	0	0	0
MR	0	0	0	0	0	0	0	0	0	0	0	0	0
O	0	0	0	0	0	0	0	0	0	0	0	0	0
Total	0		0		0		0		0		0		0
EH	0		0		0		0		0		0		0
ENH	0		0		0		0		0		0		0
EUK	0		0		0		0		0		0		0

Juvenile Miscellaneous Demographics

Cases Filed for 2016

	0-5		6-9		10-12		13-16		17		18+		Total Race
	M	F	M	F	M	F	M	F	M	F	M	F	
	Warren												
PROBATION A	0	0	0	0	0	0	0	0	0	0	0	0	0
AIAN	0	0	0	0	0	0	0	0	0	0	0	0	0
BAAM	0	0	0	0	0	0	0	0	0	0	0	0	0
NHOPI	0	0	0	0	0	0	0	0	0	0	0	0	0
W	2	2	2	1	0	1	0	4	0	1	0	0	13
MR	0	0	0	0	0	0	0	0	0	0	0	0	0
O	0	0	0	0	0	0	0	0	0	0	0	0	0
Total	4		3		1		4		1		0		13
EH	0		0		0		0		0		0		0
ENH	0		0		0		0		0		0		0
EUK	4		3		1		4		1		0		13

Warrick

PROBATION A	0	0	0	0	0	0	0	0	0	0	0	0	0
AIAN	0	0	0	0	0	0	0	0	0	0	0	0	0
BAAM	0	0	0	0	0	0	0	0	0	0	0	0	0
NHOPI	0	0	0	0	0	0	0	0	0	0	0	0	0
W	0	0	0	0	0	0	0	0	0	0	0	0	0
MR	0	0	0	0	0	0	0	0	0	0	0	0	0
O	0	0	0	0	0	0	0	0	0	0	0	0	0
Total	0		0		0		0		0		0		0
EH	0		0		0		0		0		0		0
ENH	0		0		0		0		0		0		0
EUK	0		0		0		0		0		0		0

Washington

PROBATION A	0	0	0	0	0	0	0	0	0	0	0	0	0
AIAN	0	0	0	0	0	0	0	0	0	0	0	0	0
BAAM	0	0	0	0	0	0	1	0	0	0	0	0	1
NHOPI	0	0	0	0	0	0	0	0	0	0	0	0	0
W	0	0	0	0	4	0	30	12	9	2	0	0	57
MR	0	0	0	0	0	0	1	0	0	0	0	0	1
O	0	0	0	0	0	0	0	0	0	0	0	0	0
Total	0		0		4		44		11		0		59
EH	0		0		0		1		0		0		1

Juvenile Miscellaneous Demographics

Cases Filed for 2016

	0-5		6-9		10-12		13-16		17		18+		Total Race
	M	F	M	F	M	F	M	F	M	F	M	F	
	ENH	0		0		0		18		3		0	
EUK	0		0		4		25		8		0		37

Wayne

PROBATION A	0	0	0	0	0	0	0	0	0	0	0	0	0
AIAN	0	0	0	0	0	0	0	0	0	0	0	0	0
BAAM	0	0	0	0	2	0	0	0	0	0	0	0	2
NHOPI	0	0	0	0	0	0	0	0	0	0	0	0	0
W	0	0	0	0	3	2	15	8	5	3	0	0	36
MR	0	0	0	0	0	0	0	0	0	0	0	0	0
O	0	0	0	0	1	0	3	0	2	0	0	0	6
Total	0		0		8		26		10		0		44
EH	0		0		0		0		0		0		0
ENH	0		0		8		26		10		0		44
EUK	0		0		0		0		0		0		0

Wells

PROBATION A	0	0	0	0	0	0	0	0	0	0	0	0	0
AIAN	0	0	0	0	0	0	0	0	0	0	0	0	0
BAAM	0	0	0	0	0	0	1	1	0	0	0	0	2
NHOPI	0	0	0	0	0	0	0	0	0	0	0	0	0
W	0	0	1	1	2	2	9	5	4	3	0	0	27
MR	0	0	0	0	0	0	0	0	0	0	0	0	0
O	0	0	0	0	0	0	1	0	0	0	0	0	1
Total	0		2		4		17		7		0		30
EH	0		0		0		1		0		0		1
ENH	0		2		0		14		4		0		20
EUK	0		0		4		2		3		0		9

White

PROBATION A	0	0	0	0	0	0	0	0	0	0	0	0	0
AIAN	0	0	0	0	0	0	0	0	0	0	0	0	0
BAAM	0	0	0	0	0	0	0	0	0	0	0	0	0
NHOPI	0	0	0	0	0	0	0	0	0	0	0	0	0
W	0	0	0	0	0	0	37	10	19	4	0	0	70
MR	0	0	0	0	0	0	0	0	0	0	0	0	0
O	0	0	0	0	0	1	13	3	1	0	0	0	18

Legend: M=Male, F=Female, AIAN=American Indian or Alaskan Native, A=Asian, BAAM=Black or African American, EH=Ethnicity Hispanic, ENH=Ethnicity Non-Hispanic, EUK=Ethnicity Unknown, MR=Multi Racial, NHOPI=Native Hawaiian or Other Pacific Islander, O=Other, Total=Total By Age, W=White

Juvenile Miscellaneous Demographics

Cases Filed for 2016

	0-5		6-9		10-12		13-16		17		18+		Total Race
	M	F	M	F	M	F	M	F	M	F	M	F	
	Total	0	0	0	0	1	0	63	0	24	0	0	
EH	0	0	0	0	1	0	16	0	9	0	0	0	26
ENH	0	0	0	0	0	0	47	0	14	0	0	0	61
EUK	0	0	0	0	0	0	0	0	1	0	0	0	1

Whitley

PROBATIONA	0	0	0	0	0	0	0	0	0	0	0	0	0
AIAN	0	0	0	0	0	0	0	0	0	0	0	0	0
BAAM	0	0	0	0	0	0	0	0	0	0	0	0	0
NHOPI	0	0	0	0	0	0	0	0	0	0	0	0	0
W	0	0	0	0	0	0	0	0	0	0	0	0	0
MR	0	0	0	0	0	0	0	0	0	0	0	0	0
O	0	0	0	0	0	0	0	0	0	0	0	0	0
Total	0	0	0	0	0	0	0	0	0	0	0	0	0
EH	0	0	0	0	0	0	0	0	0	0	0	0	0
ENH	0	0	0	0	0	0	0	0	0	0	0	0	0
EUK	0	0	0	0	0	0	0	0	0	0	0	0	0

State Total

PROBATIONA	1	0	0	0	1	1	3	0	1	1	1	2	11
AIAN	0	0	0	0	0	0	1	0	0	1	1	2	5
BAAM	177	177	94	84	77	55	193	146	65	50	85	174	1377
NHOPI	1	0	0	0	0	0	6	1	3	0	0	0	11
W	304	282	139	165	207	134	1244	816	548	340	227	246	4652
MR	37	55	21	23	12	9	61	41	21	19	9	11	319
O	121	35	38	7	26	14	96	57	40	16	18	16	484
Total	1190		571		536		2665		1105		792		6859
EH	73		31		37		220		81		44		486
ENH	949		446		381		1681		705		636		4798
EUK	168		94		118		764		319		112		1575

Legend: M=Male, F=Female, AIAN=American Indian or Alaskan Native, A=Asian, BAAM=Black or African American, EH=Ethnicity Hispanic, ENH=Ethnicity Non-Hispanic, EUK=Ethnicity Unknown, MR=Multi Racial, NHOPI=Native Hawaiian or Other Pacific Islander, O=Other, Total=Total By Age, W=White

Juvenile Status Demographics

Cases Filed for 2016

	0-5		6-9		10-12		13-16		17		18+		Total Race
	M	F	M	F	M	F	M	F	M	F	M	F	
	Adams												
PROBATION A	0	0	0	0	0	0	0	0	0	0	0	0	0
AIAN	0	0	0	0	0	0	0	0	0	0	0	0	0
BAAM	0	0	0	0	0	0	0	0	0	0	0	0	0
NHOPI	0	0	0	0	0	0	0	0	0	0	0	0	0
W	0	0	0	0	1	0	8	4	1	2	0	0	16
MR	0	0	0	0	0	0	0	0	0	0	0	0	0
O	0	0	0	0	0	0	0	0	0	1	0	0	1
Total	0	0	0	0	1	0	12	4	4	0	0	0	17
EH	0	0	0	0	1	0	0	0	0	0	0	0	1
ENH	0	0	0	0	0	0	12	4	4	0	0	0	16
EUK	0	0	0	0	0	0	0	0	0	0	0	0	0

Allen													
PROBATION A	0	0	0	2	2	0	4	6	2	0	0	0	16
AIAN	0	0	0	0	0	0	0	1	0	0	0	0	1
BAAM	0	1	22	25	35	29	108	82	12	6	0	0	320
NHOPI	0	0	0	0	0	0	0	0	0	0	0	0	0
W	0	0	23	22	37	19	141	141	36	24	1	0	444
MR	0	0	2	4	6	5	25	24	2	7	0	0	75
O	1	1	45	54	67	61	127	107	1	1	0	0	465
Total	3	3	199	199	261	261	766	766	91	91	1	1	1321
EH	0	0	18	18	27	27	74	74	5	5	0	0	124
ENH	3	3	181	181	234	234	692	692	86	86	1	1	1197
EUK	0	0	0	0	0	0	0	0	0	0	0	0	0

Bartholomew													
PROBATION A	0	0	0	0	0	0	0	0	0	1	0	0	1
AIAN	0	0	0	0	0	0	0	0	0	0	0	0	0
BAAM	0	0	0	0	0	0	1	0	0	0	0	0	1
NHOPI	0	0	0	0	0	0	0	0	0	0	0	0	0
W	0	0	0	0	1	1	7	5	0	0	0	0	14
MR	0	0	0	0	1	1	1	1	0	0	0	0	4
O	0	0	0	0	0	0	0	0	0	0	0	0	0
Total	0	0	0	0	4	4	15	15	1	1	0	0	20
EH	0	0	0	0	0	0	0	0	0	0	0	0	0

Legend: M=Male, F=Female, AIAN=American Indian or Alaskan Native, A=Asian, BAAM=Black or African American, EH=Ethnicity Hispanic, ENH=Ethnicity Non-Hispanic, EUK=Ethnicity Unknown, MR=Multi Racial, NHOPI=Native Hawaiian or Other Pacific Islander, O=Other, Total=Total By Age, W=White

Juvenile Status Demographics

Cases Filed for 2016

	0-5		6-9		10-12		13-16		17		18+		Total Race
	M	F	M	F	M	F	M	F	M	F	M	F	
ENH	0		0		4		15		1		0		20
EUK	0		0		0		0		0		0		0

Benton

PROBATION A	0	0	0	0	0	0	0	0	0	0	0	0	0
AIAN	0	0	0	0	0	0	0	0	0	0	0	0	0
BAAM	0	0	0	0	0	0	0	0	0	0	0	0	0
NHOPI	0	0	0	0	0	0	0	0	0	0	0	0	0
W	0	0	0	0	0	0	0	0	0	0	0	0	0
MR	0	0	0	0	0	0	0	0	0	0	0	0	0
O	0	0	0	0	0	0	0	0	0	0	0	0	0
Total	0		0		0		0		0		0		0
EH	0		0		0		0		0		0		0
ENH	0		0		0		0		0		0		0
EUK	0		0		0		0		0		0		0

Blackford

PROBATION A	0	0	0	0	0	0	0	0	0	0	0	0	0
AIAN	0	0	0	0	0	0	0	0	0	0	0	0	0
BAAM	0	0	1	0	0	0	1	0	0	0	0	0	2
NHOPI	0	0	0	0	0	0	0	0	0	0	0	0	0
W	0	0	0	0	0	0	10	5	9	4	0	0	28
MR	0	0	0	0	0	0	0	0	1	0	0	0	1
O	0	0	0	0	0	0	0	0	0	0	0	0	0
Total	0		1		0		16		14		0		31
EH	0		0		0		0		0		0		0
ENH	0		0		0		0		0		0		0
EUK	0		1		0		16		14		0		31

Boone

PROBATION A	0	0	0	0	0	0	0	0	0	0	0	0	0
AIAN	0	0	0	0	0	0	0	0	0	0	0	0	0
BAAM	0	0	0	0	0	2	2	0	0	0	0	0	4
NHOPI	0	0	0	0	0	0	0	0	0	0	0	0	0
W	0	0	0	0	2	1	22	6	9	3	0	0	43
MR	0	0	0	0	0	0	0	0	0	0	0	0	0
O	0	0	0	0	1	0	1	0	1	1	0	0	4

Juvenile Status Demographics

Cases Filed for 2016

	0-5		6-9		10-12		13-16		17		18+		Total Race
	M	F	M	F	M	F	M	F	M	F	M	F	
	Total	0	0	0	0	6	6	31	31	14	14	0	
EH	0	0	0	0	1	1	0	0	0	0	0	0	1
ENH	0	0	0	0	4	4	27	27	10	10	0	0	41
EUK	0	0	0	0	1	1	4	4	4	4	0	0	9

Brown

PROBATIONA	0	0	0	0	0	0	0	0	0	0	0	0	0
AIAN	0	0	0	0	0	0	0	0	0	0	0	0	0
BAAM	0	0	0	0	0	0	0	0	0	0	0	0	0
NHOPI	0	0	0	0	0	0	0	0	0	0	0	0	0
W	0	0	0	0	0	0	7	6	4	3	0	1	21
MR	0	0	0	0	0	0	0	0	0	0	0	0	0
O	0	0	0	0	0	0	0	0	0	0	0	0	0
Total	0	0	0	0	0	0	13	13	7	7	1	1	21
EH	0	0	0	0	0	0	0	0	0	0	0	0	0
ENH	0	0	0	0	0	0	10	10	6	6	1	1	17
EUK	0	0	0	0	0	0	3	3	1	1	0	0	4

Carroll

PROBATIONA	0	0	0	0	0	0	0	0	0	0	0	0	0
AIAN	0	0	0	0	0	0	0	0	0	0	0	0	0
BAAM	0	0	0	0	0	0	0	0	0	0	0	0	0
NHOPI	0	0	0	0	0	0	0	0	0	0	0	0	0
W	0	0	0	0	0	0	0	0	0	0	0	0	0
MR	0	0	0	0	0	0	0	0	0	0	0	0	0
O	0	0	0	0	0	0	0	0	0	0	0	0	0
Total	0	0	0	0	0	0	0	0	0	0	0	0	0
EH	0	0	0	0	0	0	0	0	0	0	0	0	0
ENH	0	0	0	0	0	0	0	0	0	0	0	0	0
EUK	0	0	0	0	0	0	0	0	0	0	0	0	0

Cass

PROBATIONA	0	0	0	0	0	0	0	0	0	0	0	0	0
AIAN	0	0	0	0	0	0	0	0	0	0	0	0	0
BAAM	0	0	0	0	0	0	0	0	0	0	0	0	0
NHOPI	0	0	0	0	0	0	0	0	0	0	0	0	0
W	0	0	0	0	0	0	1	1	0	3	0	0	5

Legend: M=Male, F=Female, AIAN=American Indian or Alaskan Native, A=Asian, BAAM=Black or African American, EH=Ethnicity Hispanic, ENH=Ethnicity Non-Hispanic, EUK=Ethnicity Unknown, MR=Multi Racial, NHOPI=Native Hawaiian or Other Pacific Islander, O=Other, Total=Total By Age, W=White

Juvenile Status Demographics

Cases Filed for 2016

	0-5		6-9		10-12		13-16		17		18+		Total Race
	M	F	M	F	M	F	M	F	M	F	M	F	
MR	0	0	0	0	0	0	0	0	0	0	0	0	0
O	0	0	0	0	0	0	4	0	0	0	0	0	4
Total	0		0		0		6		3		0		9
EH	0		0		0		4		0		0		4
ENH	0		0		0		1		3		0		4
EUK	0		0		0		1		0		0		1

Clark

PROBATIONA	0	0	0	0	0	0	0	0	0	0	0	0	0
AIAN	0	0	0	0	0	0	0	0	0	0	0	0	0
BAAM	0	0	0	0	0	0	1	3	1	1	0	0	6
NHOPI	0	0	0	0	0	0	0	0	0	0	0	0	0
W	0	3	1	0	0	0	4	2	1	0	0	0	11
MR	0	1	0	0	0	0	0	1	0	0	0	0	2
O	0	0	0	0	0	0	0	0	0	0	0	0	0
Total	4		1		0		11		3		0		19
EH	0		0		0		1		0		0		1
ENH	0		0		0		8		1		0		9
EUK	4		1		0		2		2		0		9

Clay

PROBATIONA	0	0	0	0	0	0	0	0	0	0	0	0	0
AIAN	0	0	0	0	0	0	0	0	0	0	0	0	0
BAAM	0	0	0	0	0	0	0	0	0	0	0	0	0
NHOPI	0	0	0	0	0	0	0	0	0	0	0	0	0
W	0	0	0	0	0	0	0	0	0	0	0	0	0
MR	0	0	0	0	0	0	0	0	0	0	0	0	0
O	0	0	0	0	0	0	0	0	0	0	0	0	0
Total	0		0		0		0		0		0		0
EH	0		0		0		0		0		0		0
ENH	0		0		0		0		0		0		0
EUK	0		0		0		0		0		0		0

Clinton

PROBATIONA	0	0	0	0	0	0	0	0	0	0	0	0	0
AIAN	0	0	0	0	0	0	0	0	0	0	0	0	0
BAAM	0	0	0	0	0	0	0	0	0	0	0	0	0

Juvenile Status Demographics

Cases Filed for 2016

	0-5		6-9		10-12		13-16		17		18+		Total Race
	M	F	M	F	M	F	M	F	M	F	M	F	
	NHOPI	0	0	0	0	0	0	0	0	0	0	0	
W	0	0	0	0	0	0	0	0	0	0	0	0	0
MR	0	0	0	0	0	0	0	0	0	0	0	0	0
O	0	0	0	0	0	0	0	0	0	0	0	0	0
Total	0	0	0	0	0	0	0	0	0	0	0	0	0
EH	0	0	0	0	0	0	0	0	0	0	0	0	0
ENH	0	0	0	0	0	0	0	0	0	0	0	0	0
EUK	0	0	0	0	0	0	0	0	0	0	0	0	0

Crawford

PROBATIONA	0	0	0	0	0	0	0	0	0	0	0	0	0
AIAN	0	0	0	0	0	0	0	0	0	0	0	0	0
BAAM	0	0	0	0	0	0	0	0	0	0	0	0	0
NHOPI	0	0	0	0	0	0	0	0	0	0	0	0	0
W	0	0	0	0	0	0	6	0	0	0	0	0	6
MR	0	0	0	0	0	0	0	0	0	0	0	0	0
O	0	0	0	0	0	0	0	0	0	0	0	0	0
Total	0	0	0	0	0	0	6	0	0	0	0	0	6
EH	0	0	0	0	0	0	0	0	0	0	0	0	0
ENH	0	0	0	0	0	0	0	0	0	0	0	0	0
EUK	0	0	0	0	0	0	6	0	0	0	0	0	6

Daviess

PROBATIONA	0	0	0	0	0	0	0	0	0	0	0	0	0
AIAN	0	0	0	0	0	0	0	0	0	0	0	0	0
BAAM	0	0	0	0	0	0	0	0	0	0	0	0	0
NHOPI	0	0	0	0	0	0	0	0	0	0	0	0	0
W	0	0	0	0	0	0	1	1	0	2	0	0	4
MR	0	0	0	0	0	0	0	0	0	0	0	0	0
O	0	0	0	0	0	0	0	0	0	0	0	0	0
Total	0	0	0	0	0	0	2	2	2	2	0	0	4
EH	0	0	0	0	0	0	1	0	0	0	0	0	1
ENH	0	0	0	0	0	0	1	2	2	2	0	0	3
EUK	0	0	0	0	0	0	0	0	0	0	0	0	0

Dearborn

PROBATIONA	0	0	0	0	0	0	0	0	0	0	0	0	0
------------	---	---	---	---	---	---	---	---	---	---	---	---	---

Legend: M=Male, F=Female, AIAN=American Indian or Alaskan Native, A=Asian, BAAM=Black or African American, EH=Ethnicity Hispanic, ENH=Ethnicity Non-Hispanic, EUK=Ethnicity Unknown, MR=Multi Racial, NHOPI=Native Hawaiian or Other Pacific Islander, O=Other, Total=Total By Age, W=White

Juvenile Status Demographics

Cases Filed for 2016

	0-5		6-9		10-12		13-16		17		18+		Total Race
	M	F	M	F	M	F	M	F	M	F	M	F	
AIAN	0	0	0	0	0	0	0	0	0	0	0	0	0
BAAM	0	0	0	0	0	0	0	0	0	0	0	0	0
NHOPI	0	0	0	0	0	0	0	0	0	0	0	0	0
W	0	0	0	0	0	0	0	0	0	0	0	0	0
MR	0	0	0	0	0	0	0	0	0	0	0	0	0
O	0	0	0	0	0	0	0	0	0	0	0	0	0
Total	0		0		0		0		0		0		0
EH	0		0		0		0		0		0		0
ENH	0		0		0		0		0		0		0
EUK	0		0		0		0		0		0		0

Decatur

PROBATION A	0	0	0	0	0	0	0	0	0	0	0	0	0
AIAN	0	0	0	0	0	0	0	0	0	0	0	0	0
BAAM	0	0	0	0	0	0	0	0	0	0	0	0	0
NHOPI	0	0	0	0	0	0	0	0	0	0	0	0	0
W	0	0	0	0	0	1	9	6	3	1	1	0	21
MR	0	0	0	0	0	0	0	0	0	0	0	0	0
O	0	0	0	0	0	0	0	0	0	0	0	0	0
Total	0		0		1		15		4		1		21
EH	0		0		0		0		0		0		0
ENH	0		0		0		0		0		0		0
EUK	0		0		1		15		4		1		21

DeKalb

PROBATION A	0	0	0	0	0	0	0	0	0	0	0	0	0
AIAN	0	0	0	0	0	0	0	0	0	0	0	0	0
BAAM	0	0	0	0	0	0	0	0	0	0	0	0	0
NHOPI	0	0	0	0	0	0	0	0	0	0	0	0	0
W	0	0	0	0	0	0	6	1	6	1	3	3	20
MR	0	0	0	0	0	0	0	0	0	0	0	0	0
O	0	0	0	0	0	0	0	0	0	0	0	0	0
Total	0		0		0		7		7		6		20
EH	0		0		0		3		1		0		4
ENH	0		0		0		1		1		2		4
EUK	0		0		0		3		5		4		12

Juvenile Status Demographics

Cases Filed for 2016

	0-5		6-9		10-12		13-16		17		18+		Total Race
	M	F	M	F	M	F	M	F	M	F	M	F	
	Delaware												
PROBATION A	0	0	0	0	0	0	0	0	0	0	0	0	0
AIAN	0	0	0	0	0	0	0	0	0	0	0	0	0
BAAM	0	0	0	0	0	0	0	1	0	1	0	0	2
NHOPI	0	0	0	0	0	0	0	0	0	0	0	0	0
W	0	0	0	0	0	0	3	5	1	0	0	0	9
MR	0	0	0	0	0	1	0	0	0	1	0	0	2
O	0	0	0	0	0	0	0	0	0	0	0	0	0
Total	0	0	0	0	1	0	9	0	3	0	0	0	13
EH	0	0	0	0	0	0	0	0	0	0	0	0	0
ENH	0	0	0	0	1	0	8	0	1	0	0	0	10
EUK	0	0	0	0	0	0	1	0	2	0	0	0	3

Dubois													
PROBATION A	0	0	0	0	0	0	0	0	0	0	0	0	0
AIAN	0	0	0	0	0	0	0	0	0	0	0	0	0
BAAM	0	0	0	0	0	0	0	0	0	0	0	0	0
NHOPI	0	0	0	0	0	0	0	0	0	0	0	0	0
W	0	0	0	0	0	0	2	2	1	1	0	0	6
MR	0	0	0	0	0	0	0	0	0	0	0	0	0
O	0	0	0	0	0	0	0	0	0	0	0	0	0
Total	0	0	0	0	0	0	4	0	2	0	0	0	6
EH	0	0	0	0	0	0	0	0	0	0	0	0	0
ENH	0	0	0	0	0	0	4	0	2	0	0	0	6
EUK	0	0	0	0	0	0	0	0	0	0	0	0	0

Elkhart													
PROBATION A	0	0	0	0	0	0	0	0	0	0	0	0	0
AIAN	0	0	0	0	0	0	0	0	0	0	0	0	0
BAAM	0	0	0	0	0	0	0	1	1	0	0	0	2
NHOPI	0	0	0	0	0	0	0	0	0	0	0	0	0
W	0	0	0	0	0	0	8	6	6	2	7	1	30
MR	0	0	0	0	0	0	0	1	0	0	0	0	1
O	0	0	0	0	0	0	0	0	0	0	0	0	0
Total	0	0	0	0	0	0	16	0	9	0	8	0	33
EH	0	0	0	0	0	0	4	0	1	0	2	0	7

Juvenile Status Demographics

Cases Filed for 2016

	0-5		6-9		10-12		13-16		17		18+		Total Race
	M	F	M	F	M	F	M	F	M	F	M	F	
	ENH	0		0		0		9		7		3	
EUK	0		0		0		3		1		3		7

Fayette

PROBATION A	0	0	0	0	0	0	0	0	0	0	0	0	0
AIAN	0	0	0	0	0	0	0	0	0	0	0	0	0
BAAM	0	0	0	0	0	0	0	0	0	0	0	0	0
NHOPI	0	0	0	0	0	0	0	0	0	0	0	0	0
W	0	0	0	0	0	0	0	0	0	0	0	0	0
MR	0	0	0	0	0	0	0	0	0	0	0	0	0
O	0	0	0	0	0	0	0	0	0	0	0	0	0
Total	0		0		0		0		0		0		0
EH	0		0		0		0		0		0		0
ENH	0		0		0		0		0		0		0
EUK	0		0		0		0		0		0		0

Floyd

PROBATION A	0	0	0	0	0	0	0	0	0	0	0	0	0
AIAN	0	0	0	0	0	0	0	0	0	0	0	0	0
BAAM	0	0	0	0	0	0	1	0	0	0	0	0	1
NHOPI	0	0	0	0	0	0	0	0	0	0	0	0	0
W	0	0	0	0	0	0	0	2	0	0	0	0	2
MR	0	0	0	0	0	0	0	0	0	0	0	0	0
O	0	0	0	0	0	0	0	0	0	0	0	0	0
Total	0		0		0		3		0		0		3
EH	0		0		0		0		0		0		0
ENH	0		0		0		0		0		0		0
EUK	0		0		0		3		0		0		3

Fountain

PROBATION A	0	0	0	0	0	0	0	0	0	0	0	0	0
AIAN	0	0	0	0	0	0	0	0	0	0	0	0	0
BAAM	0	0	0	0	0	0	0	0	0	0	0	0	0
NHOPI	0	0	0	0	0	0	0	0	0	0	0	0	0
W	0	0	0	0	0	0	0	0	0	0	0	0	0
MR	0	0	0	0	0	0	0	0	0	0	0	0	0
O	0	0	0	0	0	0	0	0	0	0	0	0	0

Juvenile Status Demographics

Cases Filed for 2016

	0-5		6-9		10-12		13-16		17		18+		Total Race
	M	F	M	F	M	F	M	F	M	F	M	F	
	Total	0	0	0	0	0	0	0	0	0	0	0	
EH	0	0	0	0	0	0	0	0	0	0	0	0	0
ENH	0	0	0	0	0	0	0	0	0	0	0	0	0
EUK	0	0	0	0	0	0	0	0	0	0	0	0	0

Franklin

PROBATIONA	0	0	0	0	0	0	0	0	0	0	0	0	0
AIAN	0	0	0	0	0	0	0	0	0	0	0	0	0
BAAM	0	0	0	0	0	0	0	0	0	0	0	0	0
NHOPI	0	0	0	0	0	0	0	0	0	0	0	0	0
W	0	0	0	0	0	0	0	0	0	0	0	0	0
MR	0	0	0	0	0	0	0	0	0	0	0	0	0
O	0	0	0	0	0	0	0	0	0	0	0	0	0
Total	0	0	0	0	0	0	0	0	0	0	0	0	0
EH	0	0	0	0	0	0	0	0	0	0	0	0	0
ENH	0	0	0	0	0	0	0	0	0	0	0	0	0
EUK	0	0	0	0	0	0	0	0	0	0	0	0	0

Fulton

PROBATIONA	0	0	0	0	0	0	0	0	0	0	0	0	0
AIAN	0	0	0	0	0	0	0	0	0	0	0	0	0
BAAM	0	0	0	0	0	0	0	0	0	0	0	0	0
NHOPI	0	0	0	0	0	0	0	0	0	0	0	0	0
W	0	0	0	0	0	0	0	0	0	0	0	0	0
MR	0	0	0	0	0	0	0	0	0	0	0	0	0
O	0	0	0	0	0	0	0	0	0	0	0	0	0
Total	0	0	0	0	0	0	0	0	0	0	0	0	0
EH	0	0	0	0	0	0	0	0	0	0	0	0	0
ENH	0	0	0	0	0	0	0	0	0	0	0	0	0
EUK	0	0	0	0	0	0	0	0	0	0	0	0	0

Gibson

PROBATIONA	0	0	0	0	0	0	0	0	0	0	0	0	0
AIAN	0	0	0	0	0	0	0	0	0	0	0	0	0
BAAM	0	0	0	0	0	0	0	0	0	0	0	0	0
NHOPI	0	0	0	0	0	0	0	0	0	0	0	0	0
W	0	0	0	0	0	0	2	0	0	0	0	0	2

Legend: M=Male, F=Female, AIAN=American Indian or Alaskan Native, A=Asian, BAAM=Black or African American, EH=Ethnicity Hispanic, ENH=Ethnicity Non-Hispanic, EUK=Ethnicity Unknown, MR=Multi Racial, NHOPI=Native Hawaiian or Other Pacific Islander, O=Other, Total=Total By Age, W=White

Juvenile Status Demographics

Cases Filed for 2016

	0-5		6-9		10-12		13-16		17		18+		Total Race
	M	F	M	F	M	F	M	F	M	F	M	F	
	MR	0	0	0	0	0	0	0	0	0	0	0	
O	0	0	0	0	0	0	0	0	0	0	0	0	0
Total	0		0		0		2		0		0		2
EH	0		0		0		0		0		0		0
ENH	0		0		0		2		0		0		2
EUK	0		0		0		0		0		0		0

Grant

PROBATIONA	0	0	0	0	0	0	0	0	0	0	0	0	0
AIAN	0	0	0	0	0	0	0	0	0	0	0	0	0
BAAM	0	0	0	0	0	0	1	8	1	1	0	0	11
NHOPI	0	0	0	0	0	0	0	0	0	0	0	0	0
W	0	0	0	0	1	0	5	12	1	2	0	0	21
MR	0	0	0	0	0	0	1	0	0	0	0	0	1
O	0	0	0	0	0	0	0	0	0	0	0	0	0
Total	0		0		1		27		5		0		33
EH	0		0		0		3		0		0		3
ENH	0		0		1		24		5		0		30
EUK	0		0		0		0		0		0		0

Greene

PROBATIONA	0	0	0	0	0	0	0	0	0	0	0	0	0
AIAN	0	0	0	0	0	0	0	0	0	0	0	0	0
BAAM	0	0	0	0	0	0	0	0	0	0	0	0	0
NHOPI	0	0	0	0	0	0	0	0	0	0	0	0	0
W	0	0	0	0	0	1	1	0	0	0	0	0	2
MR	0	0	0	0	0	0	0	0	0	0	0	0	0
O	0	0	0	0	0	0	0	0	0	0	0	0	0
Total	0		0		1		1		0		0		2
EH	0		0		0		0		0		0		0
ENH	0		0		0		0		0		0		0
EUK	0		0		1		1		0		0		2

Hamilton

PROBATIONA	0	0	0	0	0	0	0	0	0	0	0	0	0
AIAN	0	0	0	0	0	0	0	0	0	0	0	0	0
BAAM	0	0	0	0	0	0	0	1	0	0	0	0	1

Juvenile Status Demographics

Cases Filed for 2016

	0-5		6-9		10-12		13-16		17		18+		Total Race
	M	F	M	F	M	F	M	F	M	F	M	F	
	NHOPI	0	0	0	0	0	0	0	0	0	0	0	
W	0	0	0	0	0	0	4	3	1	1	0	0	9
MR	0	0	0	0	0	0	0	0	0	0	0	0	0
O	0	0	0	0	0	0	0	0	0	0	0	0	0
Total	0	0	0	0	0	0	8	2	2	0	0	0	10
EH	0	0	0	0	0	0	0	0	0	0	0	0	0
ENH	0	0	0	0	0	0	8	2	2	0	0	0	10
EUK	0	0	0	0	0	0	0	0	0	0	0	0	0

Hancock

PROBATIONA	0	0	0	0	0	0	0	0	0	0	0	0	0
AIAN	0	0	0	0	0	0	0	0	0	0	0	0	0
BAAM	0	0	0	0	0	0	0	0	0	0	0	0	0
NHOPI	0	0	0	0	0	0	0	0	0	0	0	0	0
W	0	0	0	0	0	0	0	0	0	0	0	0	0
MR	0	0	0	0	0	0	0	0	0	0	0	0	0
O	0	0	0	0	0	0	0	0	0	0	0	0	0
Total	0	0	0	0	0	0	0	0	0	0	0	0	0
EH	0	0	0	0	0	0	0	0	0	0	0	0	0
ENH	0	0	0	0	0	0	0	0	0	0	0	0	0
EUK	0	0	0	0	0	0	0	0	0	0	0	0	0

Harrison

PROBATIONA	0	0	0	0	0	0	0	0	0	0	0	0	0
AIAN	0	0	0	0	0	0	0	0	0	0	0	0	0
BAAM	0	0	0	0	0	0	0	0	0	0	0	1	1
NHOPI	0	0	0	0	0	0	0	0	0	0	0	0	0
W	0	0	0	0	3	3	8	12	5	7	3	1	42
MR	0	0	0	0	0	0	0	0	0	0	0	0	0
O	0	0	0	0	0	0	0	0	0	0	0	0	0
Total	0	0	0	0	6	6	20	20	12	12	5	1	43
EH	0	0	0	0	0	0	2	2	3	3	0	0	5
ENH	0	0	0	0	6	6	18	18	9	9	5	1	38
EUK	0	0	0	0	0	0	0	0	0	0	0	0	0

Hendricks

PROBATIONA	0	0	0	0	0	0	0	0	0	0	0	0	0
------------	---	---	---	---	---	---	---	---	---	---	---	---	---

Legend: M=Male, F=Female, AIAN=American Indian or Alaskan Native, A=Asian, BAAM=Black or African American, EH=Ethnicity Hispanic, ENH=Ethnicity Non-Hispanic, EUK=Ethnicity Unknown, MR=Multi Racial, NHOPI=Native Hawaiian or Other Pacific Islander, O=Other, Total=Total By Age, W=White

Juvenile Status Demographics

Cases Filed for 2016

	0-5		6-9		10-12		13-16		17		18+		Total Race
	M	F	M	F	M	F	M	F	M	F	M	F	
	AIAN	0	0	0	0	0	0	0	0	0	0	0	
BAAM	0	0	0	0	0	0	0	0	0	0	0	0	0
NHOPI	0	0	0	0	0	0	0	0	0	0	0	0	0
W	0	0	0	0	0	0	5	6	2	4	2	1	20
MR	0	0	0	0	0	0	1	0	2	0	0	0	3
O	0	0	0	0	0	0	0	0	0	0	0	0	0
Total	0		0		0		12		8		3		23
EH	0		0		0		0		1		0		1
ENH	0		0		0		9		5		3		17
EUK	0		0		0		3		2		0		5

Henry

PROBATION A	0	0	0	0	0	0	0	0	0	0	0	0	0
AIAN	0	0	0	0	0	0	0	0	0	0	0	0	0
BAAM	0	0	0	0	0	0	0	0	0	0	0	0	0
NHOPI	0	0	0	0	0	0	0	0	0	0	0	0	0
W	0	0	0	0	0	0	2	0	0	0	0	0	2
MR	0	0	0	0	0	0	0	0	0	0	0	0	0
O	0	0	0	0	0	0	0	0	0	0	0	0	0
Total	0		0		0		2		0		0		2
EH	0		0		0		0		0		0		0
ENH	0		0		0		0		0		0		0
EUK	0		0		0		2		0		0		2

Howard

PROBATION A	0	0	0	0	0	0	0	0	0	0	0	0	0
AIAN	0	0	0	0	0	0	0	0	0	0	0	0	0
BAAM	0	0	0	0	0	0	3	4	0	0	0	0	7
NHOPI	0	0	0	0	0	0	0	0	0	0	0	0	0
W	0	0	0	0	2	0	11	12	1	1	0	0	27
MR	0	0	0	0	0	0	0	0	0	0	0	0	0
O	0	0	0	0	0	0	0	2	0	1	0	0	3
Total	0		0		2		32		3		0		37
EH	0		0		0		0		0		0		0
ENH	0		0		0		0		0		0		0
EUK	0		0		2		32		3		0		37

Juvenile Status Demographics

Cases Filed for 2016

	0-5		6-9		10-12		13-16		17		18+		Total Race
	M	F	M	F	M	F	M	F	M	F	M	F	
	Huntington												
PROBATION A	0	0	0	0	0	0	0	0	0	0	0	0	0
AIAN	0	0	0	0	0	0	0	0	0	0	0	0	0
BAAM	0	0	0	0	0	0	0	0	0	0	0	0	0
NHOPI	0	0	0	0	0	0	0	0	0	0	0	0	0
W	0	0	0	0	0	0	18	7	1	1	0	0	27
MR	0	0	0	0	0	0	0	0	0	0	0	0	0
O	0	0	0	0	0	0	0	0	0	0	0	0	0
Total	0	0	0	0	0	0	25	2	2	0	0	0	27
EH	0	0	0	0	0	0	0	0	0	0	0	0	0
ENH	0	0	0	0	0	0	1	0	0	0	0	0	1
EUK	0	0	0	0	0	0	24	2	2	0	0	0	26

Jackson													
PROBATION A	0	0	0	0	0	0	0	0	0	0	0	0	0
AIAN	0	0	0	0	0	0	0	0	0	0	0	0	0
BAAM	0	0	0	0	0	0	0	0	0	0	0	0	0
NHOPI	0	0	0	0	0	0	0	0	0	0	0	0	0
W	0	0	0	0	0	0	0	1	1	0	0	0	2
MR	0	0	0	0	0	0	0	0	0	0	0	0	0
O	0	0	0	0	0	0	0	0	0	0	0	0	0
Total	0	0	0	0	0	0	1	1	1	0	0	0	2
EH	0	0	0	0	0	0	0	0	0	0	0	0	0
ENH	0	0	0	0	0	0	1	0	0	0	0	0	1
EUK	0	0	0	0	0	0	0	1	1	0	0	0	1

Jasper													
PROBATION A	0	0	0	0	0	0	0	0	0	0	0	0	0
AIAN	0	0	0	0	0	0	0	0	0	0	0	0	0
BAAM	0	0	0	0	0	0	0	0	0	0	0	0	0
NHOPI	0	0	0	0	0	0	0	0	0	0	0	0	0
W	0	0	0	0	0	0	1	1	0	0	0	0	2
MR	0	0	0	0	0	0	0	0	0	0	0	0	0
O	0	0	0	0	0	0	0	0	0	0	0	0	0
Total	0	0	0	0	0	0	2	2	0	0	0	0	2
EH	0	0	0	0	0	0	0	0	0	0	0	0	0

Legend: M=Male, F=Female, AIAN=American Indian or Alaskan Native, A=Asian, BAAM=Black or African American, EH=Ethnicity Hispanic, ENH=Ethnicity Non-Hispanic, EUK=Ethnicity Unknown, MR=Multi Racial, NHOPI=Native Hawaiian or Other Pacific Islander, O=Other, Total=Total By Age, W=White

Juvenile Status Demographics

Cases Filed for 2016

	0-5		6-9		10-12		13-16		17		18+		Total Race
	M	F	M	F	M	F	M	F	M	F	M	F	
	ENH	0		0		0		2		0		0	
EUK	0		0		0		0		0		0		0

Jay

PROBATION A	0	0	0	0	0	0	0	0	0	0	0	0	0
AIAN	0	0	0	0	0	0	0	0	0	0	0	0	0
BAAM	0	0	0	0	0	0	0	0	0	0	0	0	0
NHOPI	0	0	0	0	0	0	0	0	0	0	0	0	0
W	0	0	0	0	0	0	0	0	0	0	0	0	0
MR	0	0	0	0	0	0	0	0	0	0	0	0	0
O	0	0	0	0	0	0	0	0	0	0	0	0	0
Total	0		0		0		0		0		0		0
EH	0		0		0		0		0		0		0
ENH	0		0		0		0		0		0		0
EUK	0		0		0		0		0		0		0

Jefferson

PROBATION A	0	0	0	0	0	0	0	0	0	0	0	0	0
AIAN	0	0	0	0	0	0	0	0	0	0	0	0	0
BAAM	0	0	0	0	0	1	0	0	0	0	0	0	1
NHOPI	0	0	0	0	0	0	0	0	0	0	0	0	0
W	0	0	0	0	7	4	9	3	0	2	0	0	25
MR	0	0	0	0	0	0	0	0	0	0	0	0	0
O	0	0	0	0	0	0	4	10	0	2	0	0	16
Total	0		0		12		26		4		0		42
EH	0		0		0		0		0		0		0
ENH	0		0		7		4		1		0		12
EUK	0		0		5		22		3		0		30

Jennings

PROBATION A	0	0	0	0	0	0	0	0	0	0	0	0	0
AIAN	0	0	0	0	0	0	0	0	0	0	0	0	0
BAAM	0	0	0	0	0	0	0	0	0	0	0	0	0
NHOPI	0	0	0	0	0	0	0	0	0	0	0	0	0
W	0	0	0	0	0	0	0	0	0	0	0	0	0
MR	0	0	0	0	0	0	0	0	0	0	0	0	0
O	0	0	0	0	0	0	0	0	0	0	0	0	0

Juvenile Status Demographics

Cases Filed for 2016

	0-5		6-9		10-12		13-16		17		18+		Total Race
	M	F	M	F	M	F	M	F	M	F	M	F	
	Total	0	0	0	0	0	0	0	0	0	0	0	
EH	0	0	0	0	0	0	0	0	0	0	0	0	0
ENH	0	0	0	0	0	0	0	0	0	0	0	0	0
EUK	0	0	0	0	0	0	0	0	0	0	0	0	0

Johnson

PROBATIONA	0	0	0	0	0	0	0	0	0	0	0	0	0
AIAN	0	0	0	0	0	0	0	0	0	0	0	0	0
BAAM	0	0	0	0	0	0	0	0	0	0	0	0	0
NHOPI	0	0	0	0	0	0	0	0	0	0	0	0	0
W	0	0	0	0	0	0	11	6	2	2	0	0	21
MR	0	0	0	0	0	0	0	1	0	1	0	0	2
O	0	0	0	0	1	0	1	0	0	1	0	0	3
Total	0	0	0	0	1	0	19	6	6	5	0	0	26
EH	0	0	0	0	0	0	1	1	1	1	0	0	2
ENH	0	0	0	0	1	0	18	5	5	0	0	0	24
EUK	0	0	0	0	0	0	0	0	0	0	0	0	0

Knox

PROBATIONA	0	0	0	0	0	0	0	0	0	0	0	0	0
AIAN	0	0	0	0	0	0	0	0	0	0	0	0	0
BAAM	0	0	0	0	0	0	0	0	0	0	0	0	0
NHOPI	0	0	0	0	0	0	0	0	0	0	0	0	0
W	0	0	0	0	0	0	2	3	0	1	0	0	6
MR	0	0	0	0	0	0	0	0	0	0	0	0	0
O	0	0	0	0	0	0	0	0	0	0	0	0	0
Total	0	0	0	0	0	0	5	3	1	1	0	0	6
EH	0	0	0	0	0	0	0	0	0	0	0	0	0
ENH	0	0	0	0	0	0	0	0	0	0	0	0	0
EUK	0	0	0	0	0	0	5	3	1	1	0	0	6

Kosciusko

PROBATIONA	0	0	0	0	0	0	0	0	0	0	0	0	0
AIAN	0	0	0	0	0	0	0	0	0	0	0	0	0
BAAM	0	0	0	0	0	0	0	0	0	0	0	0	0
NHOPI	0	0	0	0	0	0	0	0	0	0	0	0	0
W	0	0	0	0	0	0	0	0	0	0	0	0	0

Legend: M=Male, F=Female, AIAN=American Indian or Alaskan Native, A=Asian, BAAM=Black or African American, EH=Ethnicity Hispanic, ENH=Ethnicity Non-Hispanic, EUK=Ethnicity Unknown, MR=Multi Racial, NHOPI=Native Hawaiian or Other Pacific Islander, O=Other, Total=Total By Age, W=White

Juvenile Status Demographics

Cases Filed for 2016

	0-5		6-9		10-12		13-16		17		18+		Total Race
	M	F	M	F	M	F	M	F	M	F	M	F	
MR	0	0	0	0	0	0	0	0	0	0	0	0	0
O	0	0	0	0	0	0	0	0	0	0	0	0	0
Total	0		0		0		0		0		0		0
EH	0		0		0		0		0		0		0
ENH	0		0		0		0		0		0		0
EUK	0		0		0		0		0		0		0

LaGrange

PROBATIONA	0	0	0	0	0	0	0	0	0	0	0	0	0
AIAN	0	0	0	0	0	0	0	0	0	0	0	0	0
BAAM	0	0	1	0	0	0	0	0	0	0	0	0	1
NHOPI	0	0	0	0	0	0	0	0	0	0	0	0	0
W	1	3	1	0	0	0	10	1	13	1	2	2	34
MR	0	0	0	0	0	0	0	0	0	0	0	0	0
O	0	0	0	0	0	0	0	0	0	0	0	0	0
Total	4		2		0		11		14		4		35
EH	0		0		0		1		0		1		2
ENH	4		2		0		10		14		3		33
EUK	0		0		0		0		0		0		0

Lake

PROBATIONA	0	0	0	0	0	0	0	0	0	0	0	0	0
AIAN	0	0	0	0	0	0	0	0	0	0	0	0	0
BAAM	0	0	0	0	0	0	3	1	1	0	0	0	5
NHOPI	0	0	0	0	0	0	0	0	0	0	0	0	0
W	0	0	0	0	1	3	18	13	2	4	0	0	41
MR	0	0	0	0	0	1	5	1	0	0	0	0	7
O	0	0	0	0	0	1	7	1	0	0	0	0	9
Total	0		0		6		49		7		0		62
EH	0		0		1		16		1		0		18
ENH	0		0		5		29		5		0		39
EUK	0		0		0		4		1		0		5

LaPorte

PROBATIONA	0	0	0	0	0	0	0	0	0	0	0	0	0
AIAN	0	0	0	0	0	0	0	0	0	0	0	0	0
BAAM	0	0	0	0	0	0	6	1	1	0	0	0	8

Juvenile Status Demographics

Cases Filed for 2016

	0-5		6-9		10-12		13-16		17		18+		Total Race
	M	F	M	F	M	F	M	F	M	F	M	F	
NHOPI	0	0	0	0	0	0	0	0	0	0	0	0	0
W	0	0	0	0	1	0	11	6	3	3	0	0	24
MR	0	0	0	0	0	0	0	2	1	0	0	0	3
O	0	0	0	0	0	0	0	1	0	0	0	0	1
Total	0	0	0	0	1	0	27	0	8	0	0	0	36
EH	0	0	0	0	0	0	1	0	0	0	0	0	1
ENH	0	0	0	0	0	0	13	0	2	0	0	0	15
EUK	0	0	0	0	1	0	13	0	6	0	0	0	20

Lawrence

PROBATIONA	0	0	0	0	0	0	0	0	0	0	0	0	0
AIAN	0	0	0	0	0	0	0	0	0	0	0	0	0
BAAM	0	0	0	0	0	0	0	0	0	0	0	0	0
NHOPI	0	0	0	0	0	0	0	0	0	0	0	0	0
W	0	0	0	0	0	0	6	3	2	1	0	0	12
MR	0	0	0	0	0	0	0	0	0	0	0	0	0
O	0	0	0	0	0	0	0	0	0	0	0	0	0
Total	0	0	0	0	0	0	9	0	3	0	0	0	12
EH	0	0	0	0	0	0	1	0	0	0	0	0	1
ENH	0	0	0	0	0	0	2	0	0	0	0	0	2
EUK	0	0	0	0	0	0	6	0	3	0	0	0	9

Madison

PROBATIONA	0	0	0	0	0	0	0	0	0	0	0	0	0
AIAN	0	0	0	0	0	0	0	0	0	0	0	0	0
BAAM	0	0	0	0	1	1	6	8	4	2	1	0	23
NHOPI	0	0	0	0	0	0	0	0	0	0	0	0	0
W	0	0	0	0	0	3	19	19	2	3	0	0	46
MR	0	0	0	0	0	0	0	0	0	0	0	0	0
O	0	0	0	0	0	0	0	2	0	0	0	0	2
Total	0	0	0	0	5	0	54	0	11	0	1	0	71
EH	0	0	0	0	0	0	4	0	2	0	0	0	6
ENH	0	0	0	0	5	0	50	0	9	0	1	0	65
EUK	0	0	0	0	0	0	0	0	0	0	0	0	0

Marion

PROBATIONA	0	0	0	0	1	0	0	1	0	0	0	0	2
------------	---	---	---	---	---	---	---	---	---	---	---	---	---

Legend: M=Male, F=Female, AIAN=American Indian or Alaskan Native, A=Asian, BAAM=Black or African American, EH=Ethnicity Hispanic, ENH=Ethnicity Non-Hispanic, EUK=Ethnicity Unknown, MR=Multi Racial, NHOPI=Native Hawaiian or Other Pacific Islander, O=Other, Total=Total By Age, W=White

Juvenile Status Demographics

Cases Filed for 2016

	0-5		6-9		10-12		13-16		17		18+		Total Race
	M	F	M	F	M	F	M	F	M	F	M	F	
AIAN	0	0	0	0	0	0	0	0	0	0	0	0	0
BAAM	0	0	0	0	0	0	10	26	2	9	1	0	48
NHOPI	0	0	0	0	0	0	0	0	0	0	0	0	0
W	0	0	0	0	0	1	11	24	4	12	0	0	52
MR	0	0	0	0	0	0	2	1	2	2	0	0	7
O	0	0	0	0	0	0	1	1	0	0	0	0	2
Total	0	0	0	0	2	77	31	1	111	0	0	0	111
EH	0	0	0	0	0	8	1	0	9	0	0	0	9
ENH	0	0	0	2	69	30	1	102	0	0	0	0	102
EUK	0	0	0	0	0	0	0	0	0	0	0	0	0

Marshall

PROBATION A	0	0	0	0	0	0	0	0	0	0	0	0	0
AIAN	0	0	0	0	0	0	0	0	0	0	0	0	0
BAAM	0	0	0	0	0	0	0	0	0	0	0	0	0
NHOPI	0	0	0	0	0	0	0	0	0	0	0	0	0
W	0	0	0	0	0	0	0	0	0	0	0	0	0
MR	0	0	0	0	0	0	0	0	0	0	0	0	0
O	0	0	0	0	0	0	0	0	0	0	0	0	0
Total	0	0	0	0	0	0	0	0	0	0	0	0	0
EH	0	0	0	0	0	0	0	0	0	0	0	0	0
ENH	0	0	0	0	0	0	0	0	0	0	0	0	0
EUK	0	0	0	0	0	0	0	0	0	0	0	0	0

Martin

PROBATION A	0	0	0	0	0	0	0	0	0	0	0	0	0
AIAN	0	0	0	0	0	0	0	0	0	0	0	0	0
BAAM	0	0	0	0	0	0	0	0	0	0	0	0	0
NHOPI	0	0	0	0	0	0	0	0	0	0	0	0	0
W	0	0	0	0	0	0	0	0	1	0	0	0	1
MR	0	0	0	0	0	0	0	0	0	0	0	0	0
O	0	0	0	0	0	0	0	0	0	0	0	0	0
Total	0	0	0	0	0	0	0	1	0	0	0	0	1
EH	0	0	0	0	0	0	0	0	0	0	0	0	0
ENH	0	0	0	0	0	0	0	1	0	0	0	0	1
EUK	0	0	0	0	0	0	0	0	0	0	0	0	0

Juvenile Status Demographics

Cases Filed for 2016

	0-5		6-9		10-12		13-16		17		18+		Total Race
	M	F	M	F	M	F	M	F	M	F	M	F	
	Miami												
PROBATION A	0	0	0	0	0	0	0	0	0	0	0	0	0
AIAN	0	0	0	0	0	0	0	0	0	0	0	0	0
BAAM	0	0	0	0	0	0	1	0	0	0	0	0	1
NHOPI	0	0	0	0	0	0	0	0	0	0	0	0	0
W	0	0	0	0	1	0	3	3	1	1	0	0	9
MR	0	0	0	0	0	0	0	0	0	0	0	0	0
O	0	0	0	0	0	0	0	0	0	0	0	0	0
Total	0	0	0	0	1	0	7	3	2	1	0	0	10
EH	0	0	0	0	0	0	0	0	0	0	0	0	0
ENH	0	0	0	0	0	0	4	0	0	0	0	0	4
EUK	0	0	0	0	1	0	3	0	2	0	0	0	6

Monroe													
PROBATION A	0	0	0	0	0	0	1	0	0	0	0	0	1
AIAN	0	0	0	0	0	0	0	0	0	0	0	0	0
BAAM	0	0	0	0	0	0	0	1	0	0	0	0	1
NHOPI	0	0	0	0	0	0	0	0	0	0	0	0	0
W	0	0	0	0	1	0	5	6	0	1	0	0	13
MR	0	0	0	0	1	0	0	4	0	0	0	0	5
O	0	0	0	0	0	0	0	0	0	0	0	0	0
Total	0	0	0	0	2	0	17	6	1	1	0	0	20
EH	0	0	0	0	0	0	0	0	0	0	0	0	0
ENH	0	0	0	0	2	0	17	0	1	0	0	0	20
EUK	0	0	0	0	0	0	0	0	0	0	0	0	0

Montgomery													
PROBATION A	0	0	0	0	0	0	0	0	0	0	0	0	0
AIAN	0	0	0	0	0	0	0	0	0	0	0	0	0
BAAM	0	0	0	0	0	0	0	0	0	0	0	0	0
NHOPI	0	0	0	0	0	0	0	0	0	0	0	0	0
W	0	0	0	0	1	2	3	1	3	2	0	0	12
MR	0	0	0	0	0	0	0	0	0	0	0	0	0
O	0	0	0	0	0	0	0	0	0	0	0	0	0
Total	0	0	0	0	3	2	4	1	5	2	0	0	12
EH	0	0	0	0	0	0	1	0	0	0	0	0	1

Juvenile Status Demographics

Cases Filed for 2016

	0-5		6-9		10-12		13-16		17		18+		Total Race
	M	F	M	F	M	F	M	F	M	F	M	F	
	ENH	0		0		3		3		5		0	
EUK	0		0		0		0		0		0		0

Morgan

PROBATION A	0	0	0	0	0	0	0	0	0	0	0	0	0
AIAN	0	0	0	0	0	0	0	0	0	0	0	0	0
BAAM	0	0	0	0	0	0	0	0	0	0	0	0	0
NHOPI	0	0	0	0	0	0	0	0	0	0	0	0	0
W	0	0	0	0	0	0	1	4	2	3	1	0	11
MR	0	0	0	0	0	0	0	0	0	0	0	0	0
O	0	0	0	0	0	0	0	0	0	0	0	0	0
Total	0		0		0		5		5		1		11
EH	0		0		0		0		0		0		0
ENH	0		0		0		5		5		1		11
EUK	0		0		0		0		0		0		0

Newton

PROBATION A	0	0	0	0	0	0	0	0	0	0	0	0	0
AIAN	0	0	0	0	0	0	0	0	0	0	0	0	0
BAAM	0	0	0	0	0	0	0	0	0	0	0	0	0
NHOPI	0	0	0	0	0	0	0	0	0	0	0	0	0
W	0	0	0	0	0	0	2	3	0	0	0	0	5
MR	0	0	0	0	0	0	0	0	0	0	0	0	0
O	0	0	0	0	0	0	0	0	0	0	0	0	0
Total	0		0		0		5		0		0		5
EH	0		0		0		0		0		0		0
ENH	0		0		0		0		0		0		0
EUK	0		0		0		5		0		0		5

Noble

PROBATION A	0	0	0	0	0	0	0	0	0	0	0	0	0
AIAN	0	0	0	0	0	0	0	0	0	0	0	0	0
BAAM	0	0	0	0	0	0	0	0	0	0	0	0	0
NHOPI	0	0	0	0	0	0	0	0	0	0	0	0	0
W	0	0	0	0	0	0	5	6	0	0	1	0	12
MR	0	0	0	0	0	0	0	1	0	0	0	0	1
O	0	0	0	0	0	0	0	0	0	0	0	0	0

Legend: M=Male, F=Female, AIAN=American Indian or Alaskan Native, A=Asian, BAAM=Black or African American, EH=Ethnicity Hispanic, ENH=Ethnicity Non-Hispanic, EUK=Ethnicity Unknown, MR=Multi Racial, NHOPI=Native Hawaiian or Other Pacific Islander, O=Other, Total=Total By Age, W=White

Juvenile Status Demographics

Cases Filed for 2016

	0-5		6-9		10-12		13-16		17		18+		Total Race
	M	F	M	F	M	F	M	F	M	F	M	F	
	Total	0	0	0	0	0	0	12	0	0	0	1	
EH	0	0	0	0	0	0	0	0	0	0	0	0	0
ENH	0	0	0	0	0	0	12	0	0	0	1	0	13
EUK	0	0	0	0	0	0	0	0	0	0	0	0	0

Ohio

PROBATIONA	0	0	0	0	0	0	0	0	0	0	0	0	0
AIAN	0	0	0	0	0	0	0	0	0	0	0	0	0
BAAM	0	0	0	0	0	0	0	0	0	0	0	0	0
NHOPI	0	0	0	0	0	0	0	0	0	0	0	0	0
W	0	0	0	0	0	0	0	0	0	0	0	0	0
MR	0	0	0	0	0	0	0	0	0	0	0	0	0
O	0	0	0	0	0	0	0	0	0	0	0	0	0
Total	0	0	0	0	0	0	0	0	0	0	0	0	0
EH	0	0	0	0	0	0	0	0	0	0	0	0	0
ENH	0	0	0	0	0	0	0	0	0	0	0	0	0
EUK	0	0	0	0	0	0	0	0	0	0	0	0	0

Orange

PROBATIONA	0	0	0	0	0	0	0	0	0	0	0	0	0
AIAN	0	0	0	0	0	0	0	0	0	0	0	0	0
BAAM	0	0	0	0	0	0	0	0	0	0	0	0	0
NHOPI	0	0	0	0	0	0	0	0	0	0	0	0	0
W	0	0	0	0	0	0	0	0	0	0	0	0	0
MR	0	0	0	0	0	0	0	0	0	0	0	0	0
O	0	0	0	0	0	0	0	0	0	0	0	0	0
Total	0	0	0	0	0	0	0	0	0	0	0	0	0
EH	0	0	0	0	0	0	0	0	0	0	0	0	0
ENH	0	0	0	0	0	0	0	0	0	0	0	0	0
EUK	0	0	0	0	0	0	0	0	0	0	0	0	0

Owen

PROBATIONA	0	0	0	0	0	0	0	0	1	0	0	0	1
AIAN	0	0	0	0	0	0	0	0	0	0	0	0	0
BAAM	0	0	0	0	0	0	0	0	0	0	0	0	0
NHOPI	0	0	0	0	0	0	0	0	0	0	0	0	0
W	0	0	0	0	0	0	15	6	5	2	0	0	28

Legend: M=Male, F=Female, AIAN=American Indian or Alaskan Native, A=Asian, BAAM=Black or African American, EH=Ethnicity Hispanic, ENH=Ethnicity Non-Hispanic, EUK=Ethnicity Unknown, MR=Multi Racial, NHOPI=Native Hawaiian or Other Pacific Islander, O=Other, Total=Total By Age, W=White

Juvenile Status Demographics

Cases Filed for 2016

	0-5		6-9		10-12		13-16		17		18+		Total Race
	M	F	M	F	M	F	M	F	M	F	M	F	
	MR	0	0	0	0	0	0	0	0	0	0	0	
O	0	0	0	0	0	0	0	0	0	0	0	0	0
Total	0		0		0		21		8		0		29
EH	0		0		0		0		0		0		0
ENH	0		0		0		0		0		0		0
EUK	0		0		0		21		8		0		29

Parke

PROBATIONA	0	0	0	0	0	0	0	0	0	0	0	0	0
AIAN	0	0	0	0	0	0	0	0	0	0	0	0	0
BAAM	0	0	0	0	0	0	0	0	0	0	0	0	0
NHOPI	0	0	0	0	0	0	0	0	0	0	0	0	0
W	0	0	0	0	0	0	0	0	0	0	0	0	0
MR	0	0	0	0	0	0	0	0	0	0	0	0	0
O	0	0	0	0	0	0	0	0	0	0	0	0	0
Total	0		0		0		0		0		0		0
EH	0		0		0		0		0		0		0
ENH	0		0		0		0		0		0		0
EUK	0		0		0		0		0		0		0

Perry

PROBATIONA	0	0	0	0	0	0	0	0	0	0	0	0	0
AIAN	0	0	0	0	0	0	0	0	0	0	0	0	0
BAAM	0	0	0	0	0	0	0	0	0	0	0	0	0
NHOPI	0	0	0	0	0	0	0	0	0	0	0	0	0
W	0	0	0	0	0	0	0	0	0	0	0	0	0
MR	0	0	0	0	0	0	0	0	0	0	0	0	0
O	0	0	0	0	0	0	0	0	0	0	0	0	0
Total	0		0		0		0		0		0		0
EH	0		0		0		0		0		0		0
ENH	0		0		0		0		0		0		0
EUK	0		0		0		0		0		0		0

Pike

PROBATIONA	0	0	0	0	0	0	0	0	0	0	0	0	0
AIAN	0	0	0	0	0	0	0	0	0	0	0	0	0
BAAM	0	0	0	0	0	0	0	0	0	0	0	0	0

Juvenile Status Demographics

Cases Filed for 2016

	0-5		6-9		10-12		13-16		17		18+		Total Race
	M	F	M	F	M	F	M	F	M	F	M	F	
	NHOPI	0	0	0	0	0	0	0	0	0	0	0	
W	0	0	0	0	0	0	1	0	0	1	0	0	2
MR	0	0	0	0	0	0	0	0	0	0	0	0	0
O	0	0	0	0	0	0	0	0	0	0	0	0	0
Total	0	0	0	0	0	0	1	0	1	0	0	0	2
EH	0	0	0	0	0	0	0	0	0	0	0	0	0
ENH	0	0	0	0	0	0	0	0	0	0	0	0	0
EUK	0	0	0	0	0	0	1	0	1	0	0	0	2

Porter

PROBATIONA	0	0	0	0	0	0	0	0	0	0	0	0	0
AIAN	0	0	0	0	0	0	0	0	0	0	0	0	0
BAAM	0	0	0	0	2	0	0	1	0	1	0	0	4
NHOPI	0	0	0	0	0	0	0	0	0	0	0	0	0
W	0	0	0	0	1	1	17	21	8	9	0	0	57
MR	0	0	0	0	0	0	0	0	0	0	0	0	0
O	0	0	0	0	0	0	1	2	0	1	0	0	4
Total	0	0	0	0	4	0	42	0	19	0	0	0	65
EH	0	0	0	0	0	0	4	0	1	0	0	0	5
ENH	0	0	0	0	4	0	38	0	18	0	0	0	60
EUK	0	0	0	0	0	0	0	0	0	0	0	0	0

Posey

PROBATIONA	0	0	0	0	0	0	0	0	0	0	0	0	0
AIAN	0	0	0	0	0	0	0	0	0	0	0	0	0
BAAM	0	0	0	0	0	0	0	0	0	0	0	0	0
NHOPI	0	0	0	0	0	0	0	0	0	0	0	0	0
W	0	0	0	0	0	0	0	0	0	0	0	0	0
MR	0	0	0	0	0	0	0	0	0	0	0	0	0
O	0	0	0	0	0	0	0	0	0	0	0	0	0
Total	0	0	0	0	0	0	0	0	0	0	0	0	0
EH	0	0	0	0	0	0	0	0	0	0	0	0	0
ENH	0	0	0	0	0	0	0	0	0	0	0	0	0
EUK	0	0	0	0	0	0	0	0	0	0	0	0	0

Pulaski

PROBATIONA	0	0	0	0	0	0	0	0	0	0	0	0	0
------------	---	---	---	---	---	---	---	---	---	---	---	---	---

Legend: M=Male, F=Female, AIAN=American Indian or Alaskan Native, A=Asian, BAAM=Black or African American, EH=Ethnicity Hispanic, ENH=Ethnicity Non-Hispanic, EUK=Ethnicity Unknown, MR=Multi Racial, NHOPI=Native Hawaiian or Other Pacific Islander, O=Other, Total=Total By Age, W=White

Juvenile Status Demographics

Cases Filed for 2016

	0-5		6-9		10-12		13-16		17		18+		Total Race
	M	F	M	F	M	F	M	F	M	F	M	F	
AIAN	0	0	0	0	0	0	0	0	0	0	0	0	0
BAAM	0	0	0	0	0	0	0	0	0	0	0	0	0
NHOPI	0	0	0	0	0	0	0	0	0	0	0	0	0
W	0	0	0	0	0	0	1	0	0	0	0	1	2
MR	0	0	0	0	0	0	0	0	0	0	0	0	0
O	0	0	0	0	0	0	0	0	0	0	0	0	0
Total	0	0	0	0	0	0	1	0	0	0	1	0	2
EH	0	0	0	0	0	0	0	0	0	0	1	0	1
ENH	0	0	0	0	0	0	0	0	0	0	0	0	0
EUK	0	0	0	0	0	0	1	0	0	0	0	0	1

Putnam

PROBATION A	0	0	0	0	0	0	0	0	0	0	0	0	0
AIAN	0	0	0	0	0	0	0	0	0	0	0	0	0
BAAM	0	0	0	0	0	0	0	0	0	0	0	0	0
NHOPI	0	0	0	0	0	0	0	0	0	0	0	0	0
W	0	0	0	0	0	0	3	0	0	0	0	0	3
MR	0	0	0	0	0	0	0	0	0	0	0	0	0
O	0	0	0	0	0	0	1	0	1	0	0	0	2
Total	0	0	0	0	0	0	4	0	1	0	0	0	5
EH	0	0	0	0	0	0	0	0	0	0	0	0	0
ENH	0	0	0	0	0	0	0	0	0	0	0	0	0
EUK	0	0	0	0	0	0	4	0	1	0	0	0	5

Randolph

PROBATION A	0	0	0	0	0	0	0	0	0	0	0	0	0
AIAN	0	0	0	0	0	0	0	0	0	0	0	0	0
BAAM	0	0	0	0	0	0	0	0	0	0	0	0	0
NHOPI	0	0	0	0	0	0	0	0	0	0	0	0	0
W	0	0	0	0	0	0	1	2	0	0	0	0	3
MR	0	0	0	0	0	0	0	0	0	0	0	0	0
O	0	0	0	0	0	0	0	0	0	0	0	0	0
Total	0	0	0	0	0	0	3	2	0	0	0	0	3
EH	0	0	0	0	0	0	2	0	0	0	0	0	2
ENH	0	0	0	0	0	0	1	0	0	0	0	0	1
EUK	0	0	0	0	0	0	0	0	0	0	0	0	0

Juvenile Status Demographics

Cases Filed for 2016

	0-5		6-9		10-12		13-16		17		18+		Total Race
	M	F	M	F	M	F	M	F	M	F	M	F	
	Ripley												
PROBATION A	0	0	0	0	0	0	0	0	0	0	0	0	0
AIAN	0	0	0	0	0	0	0	0	0	0	0	0	0
BAAM	0	0	0	0	0	0	0	0	0	0	0	0	0
NHOPI	0	0	0	0	0	0	0	0	0	0	0	0	0
W	0	0	0	0	0	0	3	1	3	2	1	1	11
MR	0	0	0	0	0	0	0	0	0	0	0	0	0
O	0	0	0	0	0	0	0	0	0	0	0	0	0
Total	0		0		0		4		5		2		11
EH	0		0		0		0		0		0		0
ENH	0		0		0		0		0		0		0
EUK	0		0		0		4		5		2		11

Rush													
PROBATION A	0	0	0	0	0	0	0	0	0	0	0	0	0
AIAN	0	0	0	0	0	0	0	0	0	0	0	0	0
BAAM	0	0	0	0	0	0	0	0	0	0	0	0	0
NHOPI	0	0	0	0	0	0	0	0	0	0	0	0	0
W	0	0	0	0	0	0	0	0	0	0	0	0	0
MR	0	0	0	0	0	0	0	0	0	0	0	0	0
O	0	0	0	0	0	0	0	0	0	0	0	0	0
Total	0		0		0		0		0		0		0
EH	0		0		0		0		0		0		0
ENH	0		0		0		0		0		0		0
EUK	0		0		0		0		0		0		0

St. Joseph													
PROBATION A	0	0	0	0	0	0	0	0	0	0	0	0	0
AIAN	0	0	0	0	0	0	0	0	0	0	0	0	0
BAAM	0	0	0	0	0	0	0	1	0	0	0	0	1
NHOPI	0	0	0	0	0	0	0	0	0	0	0	0	0
W	0	0	0	0	0	0	0	0	0	0	0	0	0
MR	0	0	0	0	0	0	0	0	0	0	0	0	0
O	0	0	0	0	0	0	0	0	0	0	0	0	0
Total	0		0		0		1		0		0		1
EH	0		0		0		0		0		0		0

Juvenile Status Demographics

Cases Filed for 2016

	0-5		6-9		10-12		13-16		17		18+		Total Race
	M	F	M	F	M	F	M	F	M	F	M	F	
	ENH	0		0		0		1		0		0	
EUK	0		0		0		0		0		0		0

Scott

PROBATION A	0	0	0	0	0	0	0	0	0	0	0	0	0
AIAN	0	0	0	0	0	0	0	0	0	0	0	0	0
BAAM	0	0	0	0	0	0	0	0	0	0	0	0	0
NHOPI	0	0	0	0	0	0	0	0	0	0	0	0	0
W	0	0	0	0	1	1	20	16	11	16	1	1	67
MR	0	0	0	0	0	0	0	0	0	0	0	0	0
O	0	0	0	0	0	0	0	0	0	0	0	0	0
Total	0		0		2		36		27		2		67
EH	0		0		0		0		0		0		0
ENH	0		0		0		0		0		0		0
EUK	0		0		2		36		27		2		67

Shelby

PROBATION A	0	0	0	0	0	0	0	0	0	0	0	0	0
AIAN	0	0	0	0	0	0	0	0	0	0	0	0	0
BAAM	0	0	0	0	0	0	0	0	0	0	0	0	0
NHOPI	0	0	0	0	0	0	0	0	0	0	0	0	0
W	0	0	0	0	0	0	6	2	0	1	0	0	9
MR	0	0	0	0	0	0	0	0	0	0	0	0	0
O	0	0	0	0	0	0	0	0	0	0	0	0	0
Total	0		0		0		8		1		0		9
EH	0		0		0		0		0		0		0
ENH	0		0		0		2		0		0		2
EUK	0		0		0		6		1		0		7

Spencer

PROBATION A	0	0	0	0	0	0	0	0	0	0	0	0	0
AIAN	0	0	0	0	0	0	0	0	0	0	0	0	0
BAAM	0	0	0	0	0	0	0	0	0	0	0	0	0
NHOPI	0	0	0	0	0	0	0	0	0	0	0	0	0
W	0	0	0	0	0	0	5	4	1	3	0	0	13
MR	0	0	0	0	0	0	0	0	0	0	0	0	0
O	0	0	0	0	0	0	1	0	0	0	0	0	1

Juvenile Status Demographics

Cases Filed for 2016

	0-5		6-9		10-12		13-16		17		18+		Total Race
	M	F	M	F	M	F	M	F	M	F	M	F	
	Total	0	0	0	0	0	0	10	4	0	0	0	
EH	0	0	0	0	0	0	1	0	0	0	0	0	1
ENH	0	0	0	0	0	0	9	4	0	0	0	0	13
EUK	0	0	0	0	0	0	0	0	0	0	0	0	0

Starke

PROBATIONA	0	0	0	0	0	0	0	0	0	0	0	0	0
AIAN	0	0	0	0	0	0	0	0	0	0	0	0	0
BAAM	0	0	0	0	0	0	0	0	0	0	0	0	0
NHOPI	0	0	0	0	0	0	0	0	0	0	0	0	0
W	0	0	0	0	0	0	0	0	0	1	0	0	1
MR	0	0	0	0	0	0	0	0	0	0	0	0	0
O	0	0	0	0	0	0	0	0	0	0	0	0	0
Total	0	0	0	0	0	0	0	1	0	0	0	0	1
EH	0	0	0	0	0	0	0	0	0	0	0	0	0
ENH	0	0	0	0	0	0	0	0	0	0	0	0	0
EUK	0	0	0	0	0	0	0	1	0	0	0	0	1

Steuben

PROBATIONA	0	0	0	0	0	0	0	0	0	0	0	0	0
AIAN	0	0	0	0	0	0	0	0	0	0	0	0	0
BAAM	0	0	0	0	0	0	0	1	0	0	0	0	1
NHOPI	0	0	0	0	0	0	0	0	0	0	0	0	0
W	0	0	0	0	0	0	4	2	1	2	0	0	9
MR	0	0	0	0	0	0	0	0	0	0	0	0	0
O	0	0	0	0	0	0	0	0	0	0	0	0	0
Total	0	0	0	0	0	0	7	3	3	2	0	0	10
EH	0	0	0	0	0	0	2	1	1	0	0	0	3
ENH	0	0	0	0	0	0	5	2	2	0	0	0	7
EUK	0	0	0	0	0	0	0	0	0	0	0	0	0

Sullivan

PROBATIONA	0	0	0	0	0	0	0	0	0	0	0	0	0
AIAN	0	0	0	0	0	0	0	0	0	0	0	0	0
BAAM	0	0	0	0	0	0	0	0	0	0	0	0	0
NHOPI	0	0	0	0	0	0	0	0	0	0	0	0	0
W	0	0	0	0	0	0	9	4	6	0	0	0	19

Legend: M=Male, F=Female, AIAN=American Indian or Alaskan Native, A=Asian, BAAM=Black or African American, EH=Ethnicity Hispanic, ENH=Ethnicity Non-Hispanic, EUK=Ethnicity Unknown, MR=Multi Racial, NHOPI=Native Hawaiian or Other Pacific Islander, O=Other, Total=Total By Age, W=White

Juvenile Status Demographics

Cases Filed for 2016

	0-5		6-9		10-12		13-16		17		18+		Total Race
	M	F	M	F	M	F	M	F	M	F	M	F	
MR	0	0	0	0	0	0	1	0	0	0	0	0	1
O	0	0	0	0	0	0	0	0	0	0	0	0	0
Total	0		0		0		14		6		0		20
EH	0		0		0		0		0		0		0
ENH	0		0		0		14		6		0		20
EUK	0		0		0		0		0		0		0

Switzerland

PROBATIONA	0	0	0	0	0	0	0	0	0	0	0	0	0
AIAN	0	0	0	0	0	0	0	0	0	0	0	0	0
BAAM	0	0	0	0	0	0	0	0	0	0	0	0	0
NHOPI	0	0	0	0	0	0	0	0	0	0	0	0	0
W	0	0	0	0	0	0	0	0	0	0	0	0	0
MR	0	0	0	0	0	0	0	0	0	0	0	0	0
O	0	0	0	0	0	0	0	0	0	0	0	0	0
Total	0		0		0		0		0		0		0
EH	0		0		0		0		0		0		0
ENH	0		0		0		0		0		0		0
EUK	0		0		0		0		0		0		0

Tiptecanoe

PROBATIONA	0	0	0	0	0	0	0	0	0	0	0	0	0
AIAN	0	0	0	0	0	0	0	0	0	0	0	0	0
BAAM	0	0	0	0	0	0	4	5	0	2	0	0	11
NHOPI	0	0	0	0	0	0	0	0	0	0	0	0	0
W	0	0	0	0	0	0	8	10	3	2	0	0	23
MR	0	0	0	0	0	0	1	2	0	0	0	0	3
O	0	0	0	0	0	0	1	1	0	1	0	0	3
Total	0		0		0		32		8		0		40
EH	0		0		0		5		0		0		5
ENH	0		0		0		27		8		0		35
EUK	0		0		0		0		0		0		0

Tipton

PROBATIONA	0	0	0	0	0	0	0	0	0	0	0	0	0
AIAN	0	0	0	0	0	0	0	0	0	0	0	0	0
BAAM	0	0	0	0	0	0	0	0	0	0	0	0	0

Juvenile Status Demographics

Cases Filed for 2016

	0-5		6-9		10-12		13-16		17		18+		Total Race
	M	F	M	F	M	F	M	F	M	F	M	F	
NHOPI	0	0	0	0	0	0	0	0	0	0	0	0	0
W	0	0	0	0	0	0	1	1	0	0	0	0	2
MR	0	0	0	0	0	0	0	0	0	0	0	0	0
O	0	0	0	0	0	0	0	0	0	0	0	0	0
Total	0	0	0	0	0	0	2	0	0	0	0	0	2
EH	0	0	0	0	0	0	0	0	0	0	0	0	0
ENH	0	0	0	0	0	0	1	0	0	0	0	0	1
EUK	0	0	0	0	0	0	1	0	0	0	0	0	1

Union

PROBATIONA	0	0	0	0	0	0	0	0	0	0	0	0	0
AIAN	0	0	0	0	0	0	0	0	0	0	0	0	0
BAAM	0	0	0	0	0	0	0	0	0	0	0	0	0
NHOPI	0	0	0	0	0	0	0	0	0	0	0	0	0
W	3	4	1	2	16	6	40	6	3	1	1	2	85
MR	0	0	0	0	0	0	0	0	0	0	0	0	0
O	0	0	0	0	0	0	0	0	0	0	0	0	0
Total	7	7	3	4	22	12	46	12	4	2	3	4	85
EH	0	0	0	0	0	0	0	0	0	0	0	0	0
ENH	0	0	0	0	0	0	0	0	0	0	0	0	0
EUK	7	7	3	4	22	12	46	12	4	2	3	4	85

Vanderburgh

PROBATIONA	0	0	0	0	0	0	0	0	0	0	0	0	0
AIAN	0	0	0	0	0	0	0	0	0	0	0	0	0
BAAM	0	0	0	0	0	0	6	6	1	1	0	0	14
NHOPI	0	0	0	0	0	0	0	0	0	0	0	0	0
W	0	0	0	0	0	0	15	11	1	2	0	0	29
MR	0	0	0	0	0	0	0	3	1	1	0	0	5
O	0	0	0	0	0	0	0	0	0	0	0	0	0
Total	0	0	0	0	0	0	41	31	7	7	0	0	48
EH	0	0	0	0	0	0	1	0	0	0	0	0	1
ENH	0	0	0	0	0	0	26	21	4	4	0	0	30
EUK	0	0	0	0	0	0	14	11	3	3	0	0	17

Vermillion

PROBATIONA	0	0	0	0	0	0	0	0	0	0	0	0	0
------------	---	---	---	---	---	---	---	---	---	---	---	---	---

Legend: M=Male, F=Female, AIAN=American Indian or Alaskan Native, A=Asian, BAAM=Black or African American, EH=Ethnicity Hispanic, ENH=Ethnicity Non-Hispanic, EUK=Ethnicity Unknown, MR=Multi Racial, NHOPI=Native Hawaiian or Other Pacific Islander, O=Other, Total=Total By Age, W=White

Juvenile Status Demographics

Cases Filed for 2016

	0-5		6-9		10-12		13-16		17		18+		Total Race
	M	F	M	F	M	F	M	F	M	F	M	F	
AIAN	0	0	0	0	0	0	0	0	0	0	0	0	0
BAAM	0	0	0	0	0	0	0	0	0	0	0	0	0
NHOPI	0	0	0	0	0	0	0	0	0	0	0	0	0
W	0	0	0	0	0	0	0	0	0	0	0	0	0
MR	0	0	0	0	0	0	0	0	0	0	0	0	0
O	0	0	0	0	0	0	0	0	0	0	0	0	0
Total	0		0		0		0		0		0		0
EH	0		0		0		0		0		0		0
ENH	0		0		0		0		0		0		0
EUK	0		0		0		0		0		0		0

Vigo

PROBATION A	0	0	0	0	0	0	0	0	0	0	0	0	0
AIAN	0	0	0	0	0	0	0	0	0	0	0	0	0
BAAM	0	0	0	0	0	0	0	1	0	0	0	0	1
NHOPI	0	0	0	0	0	0	0	0	0	0	0	0	0
W	0	0	0	0	0	0	1	4	4	1	0	0	10
MR	0	0	0	0	0	0	0	0	0	0	0	0	0
O	0	0	0	0	0	0	0	0	0	0	0	0	0
Total	0		0		0		6		5		0		11
EH	0		0		0		0		0		0		0
ENH	0		0		0		6		5		0		11
EUK	0		0		0		0		0		0		0

Wabash

PROBATION A	0	0	0	0	0	0	0	0	0	0	0	0	0
AIAN	0	0	0	0	0	0	0	0	0	0	0	0	0
BAAM	0	0	0	0	0	0	0	0	0	1	0	0	1
NHOPI	0	0	0	0	0	0	0	0	0	0	0	0	0
W	0	0	1	0	4	2	17	15	7	4	0	0	50
MR	0	0	0	0	0	0	0	0	0	0	0	0	0
O	0	0	0	0	0	0	0	0	0	0	0	0	0
Total	0		1		6		32		12		0		51
EH	0		0		0		1		0		0		1
ENH	0		1		6		31		12		0		50
EUK	0		0		0		0		0		0		0

Juvenile Status Demographics

Cases Filed for 2016

	0-5		6-9		10-12		13-16		17		18+		Total Race
	M	F	M	F	M	F	M	F	M	F	M	F	
	Warren												
PROBATION A	0	0	0	0	0	0	0	0	0	0	0	0	0
AIAN	0	0	0	0	0	0	0	0	0	0	0	0	0
BAAM	0	0	0	0	0	0	0	0	0	0	0	0	0
NHOPI	0	0	0	0	0	0	0	0	0	0	0	0	0
W	0	0	0	0	0	0	0	0	0	0	0	0	0
MR	0	0	0	0	0	0	0	0	0	0	0	0	0
O	0	0	0	0	0	0	0	0	0	0	0	0	0
Total	0		0		0		0		0		0		0
EH	0		0		0		0		0		0		0
ENH	0		0		0		0		0		0		0
EUK	0		0		0		0		0		0		0

Warrick													
PROBATION A	0	0	0	0	0	0	0	0	0	0	0	0	0
AIAN	0	0	0	0	0	0	0	0	0	0	0	0	0
BAAM	0	0	0	0	0	0	0	0	0	0	0	0	0
NHOPI	0	0	0	0	0	0	0	0	0	0	0	0	0
W	0	0	0	0	0	0	11	13	15	19	0	0	58
MR	0	0	0	0	0	0	0	0	0	0	0	0	0
O	0	0	0	0	0	0	0	0	0	0	0	0	0
Total	0		0		0		24		34		0		58
EH	0		0		0		0		0		0		0
ENH	0		0		0		0		7		0		7
EUK	0		0		0		24		27		0		51

Washington													
PROBATION A	0	0	0	0	0	0	0	0	0	0	0	0	0
AIAN	0	0	0	0	0	0	0	0	0	0	0	0	0
BAAM	0	0	0	0	0	0	0	0	0	0	0	0	0
NHOPI	0	0	0	0	0	0	0	0	0	0	0	0	0
W	0	0	0	1	1	0	13	7	8	3	0	0	33
MR	0	0	0	0	0	0	1	0	0	0	0	0	1
O	0	0	0	0	0	0	0	0	0	0	0	0	0
Total	0		1		1		21		11		0		34
EH	0		0		0		0		0		0		0

Legend: M=Male, F=Female, AIAN=American Indian or Alaskan Native, A=Asian, BAAM=Black or African American, EH=Ethnicity Hispanic, ENH=Ethnicity Non-Hispanic, EUK=Ethnicity Unknown, MR=Multi Racial, NHOPI=Native Hawaiian or Other Pacific Islander, O=Other, Total=Total By Age, W=White

Juvenile Status Demographics

Cases Filed for 2016

	0-5		6-9		10-12		13-16		17		18+		Total Race
	M	F	M	F	M	F	M	F	M	F	M	F	
	ENH	0		0		0		2		1		0	
EUK	0		1		1		19		10		0		31

Wayne

PROBATION A	0	0	0	0	0	0	0	0	0	0	0	0	0
AIAN	0	0	0	0	0	0	0	0	0	0	0	0	0
BAAM	0	0	0	0	0	0	0	0	0	0	0	0	0
NHOPI	0	0	0	0	0	0	0	0	0	0	0	0	0
W	0	0	0	0	0	0	0	1	0	0	0	0	1
MR	0	0	0	0	0	0	0	0	0	0	0	0	0
O	0	0	0	0	0	0	0	0	0	0	0	0	0
Total	0		0		0		1		0		0		1
EH	0		0		0		0		0		0		0
ENH	0		0		0		1		0		0		1
EUK	0		0		0		0		0		0		0

Wells

PROBATION A	0	0	0	0	0	0	0	0	0	0	0	0	0
AIAN	0	0	0	0	0	0	0	0	0	0	0	0	0
BAAM	0	0	0	0	0	0	0	0	0	0	0	0	0
NHOPI	0	0	0	0	0	0	0	0	0	0	0	0	0
W	0	0	0	0	0	0	6	3	1	1	0	0	11
MR	0	0	0	0	0	0	1	0	0	0	0	0	1
O	0	0	0	0	0	0	0	0	0	0	0	0	0
Total	0		0		0		10		2		0		12
EH	0		0		0		0		1		0		1
ENH	0		0		0		8		1		0		9
EUK	0		0		0		2		0		0		2

White

PROBATION A	0	0	0	0	0	0	0	0	0	0	0	0	0
AIAN	0	0	0	0	0	0	0	0	0	0	0	0	0
BAAM	0	0	0	0	0	0	0	0	0	0	0	0	0
NHOPI	0	0	0	0	0	0	0	0	0	0	0	0	0
W	0	0	0	0	0	0	0	0	0	0	0	0	0
MR	0	0	0	0	0	0	0	0	0	0	0	0	0
O	0	0	0	0	0	0	0	0	0	0	0	0	0

Juvenile Status Demographics

Cases Filed for 2016

	0-5		6-9		10-12		13-16		17		18+		Total Race
	M	F	M	F	M	F	M	F	M	F	M	F	
	Total	0	0	0	0	0	0	0	0	0	0	0	
EH	0	0	0	0	0	0	0	0	0	0	0	0	0
ENH	0	0	0	0	0	0	0	0	0	0	0	0	0
EUK	0	0	0	0	0	0	0	0	0	0	0	0	0

Whitley

PROBATIONA	0	0	0	0	0	0	0	0	0	0	0	0	0
AIAN	0	0	0	0	0	0	0	0	0	0	0	0	0
BAAM	0	0	0	0	0	0	1	0	0	0	0	0	1
NHOPI	0	0	0	0	0	0	0	0	0	0	0	0	0
W	0	0	4	0	2	0	7	6	4	5	0	0	28
MR	0	0	0	0	0	0	0	0	0	0	0	0	0
O	0	0	0	0	0	0	0	0	0	0	0	0	0
Total	0	0	4	0	2	0	14	6	9	5	0	0	29
EH	0	0	0	0	0	0	0	0	0	0	0	0	0
ENH	0	0	0	0	0	0	0	0	0	0	0	0	0
EUK	0	0	4	0	2	0	14	6	9	5	0	0	29

State Total

PROBATIONA	0	0	0	2	3	0	5	7	3	1	0	0	21
AIAN	0	0	0	0	0	0	0	1	0	0	0	0	1
BAAM	0	1	24	25	38	33	155	152	24	25	2	1	480
NHOPI	0	0	0	0	0	0	0	0	0	0	0	0	0
W	4	10	31	25	84	49	612	483	205	173	24	14	1714
MR	0	1	2	4	8	8	39	42	9	12	0	0	125
O	1	1	45	54	69	62	149	127	3	9	0	0	520
Total	18	11	212	184	354	285	1772	1464	464	391	41	22	2861
EH	0	0	18	30	30	141	19	4	212	2050	22	15	599
ENH	7	184	285	1261	291	22	2050	22	2050	22	15	599	599
EUK	11	10	39	370	154	15	599	15	599	15	599	599	599

Legend: M=Male, F=Female, AIAN=American Indian or Alaskan Native, A=Asian, BAAM=Black or African American, EH=Ethnicity Hispanic, ENH=Ethnicity Non-Hispanic, EUK=Ethnicity Unknown, MR=Multi Racial, NHOPI=Native Hawaiian or Other Pacific Islander, O=Other, Total=Total By Age, W=White

SEMI-ANNUAL JUVENILE LAW SERVICES REPORT
FINANCIAL INFORMATION 2016

	EXPENDITURES					REIMBURSEMENTS					
	DETENTION	D.O.C.	COURTS	OTHER	TOTAL	INSURANCE	PARENTS	COUNTIES	CHILD SERVICES	OTHER	TOTAL
ADAMS											
PROBATION	\$39,760	\$0	\$184,632	\$0	\$224,392	\$0	\$0	\$0	\$0	\$0	\$0
COUNTY TOTAL:	\$39,760	\$0	\$184,632	\$0	\$224,392	\$0	\$0	\$0	\$0	\$0	\$0
ALLEN											
JUVENILE DET CENTER	\$10,065,171	\$0	\$593,081	\$0	\$10,658,253	\$0	\$14,277	\$165,200	\$0	\$0	\$179,477
COUNTY TOTAL:	\$10,065,171	\$0	\$593,081	\$0	\$10,658,253	\$0	\$14,277	\$165,200	\$0	\$0	\$179,477
BARTHOLOMEW											
PROBATION	\$1,565,804	\$0	\$785,492	\$61,070	\$2,412,366	\$0	\$0	\$14,630	\$374,654	\$246,179	\$635,463
COUNTY TOTAL:	\$1,565,804	\$0	\$785,492	\$61,070	\$2,412,366	\$0	\$0	\$14,630	\$374,654	\$246,179	\$635,463
BENTON											
PROBATION	\$6,532	\$0	\$82,814	\$0	\$89,346	\$0	\$0	\$0	\$0	\$0	\$0
COUNTY TOTAL:	\$6,532	\$0	\$82,814	\$0	\$89,346	\$0	\$0	\$0	\$0	\$0	\$0
BLACKFORD											
PROBATION	\$11,880	\$0	\$0	\$0	\$11,880	\$0	\$2,118	\$0	\$0	\$0	\$2,118
COUNTY TOTAL:	\$11,880	\$0	\$0	\$0	\$11,880	\$0	\$2,118	\$0	\$0	\$0	\$2,118
BOONE											
PROBATION	\$164,279	\$0	\$0	\$0	\$164,279	\$0	\$0	\$0	\$0	\$0	\$0
COUNTY TOTAL:	\$164,279	\$0	\$0	\$0	\$164,279	\$0	\$0	\$0	\$0	\$0	\$0
BROWN											
PROBATION	\$14,930	\$0	\$0	\$0	\$14,930	\$0	\$0	\$0	\$0	\$0	\$0
COUNTY TOTAL:	\$14,930	\$0	\$0	\$0	\$14,930	\$0	\$0	\$0	\$0	\$0	\$0
CARROLL											
PROBATION	\$54,860	\$0	\$0	\$0	\$54,860	\$0	\$0	\$0	\$0	\$138,605	\$138,605
COUNTY TOTAL:	\$54,860	\$0	\$0	\$0	\$54,860	\$0	\$0	\$0	\$0	\$138,605	\$138,605
CASS											
JUVENILE PROBATION	\$73,105	\$0	\$291,414	\$0	\$364,519	\$0	\$0	\$0	\$0	\$0	\$0
COUNTY TOTAL:	\$73,105	\$0	\$291,414	\$0	\$364,519	\$0	\$0	\$0	\$0	\$0	\$0
CLARK											
PROBATION	\$850,005	\$184	\$0	\$0	\$850,189	\$0	\$0	\$0	\$0	\$0	\$0
COUNTY TOTAL:	\$850,005	\$184	\$0	\$0	\$850,189	\$0	\$0	\$0	\$0	\$0	\$0
CLAY											
PROBATION	\$48,666	\$0	\$95,004	\$0	\$143,670	\$0	\$8,015	\$0	\$0	\$0	\$8,015
COUNTY TOTAL:	\$48,666	\$0	\$95,004	\$0	\$143,670	\$0	\$8,015	\$0	\$0	\$0	\$8,015
CLINTON											
PROBATION	\$0	\$0	\$0	\$0	\$0	\$0	\$4,644	\$0	\$0	\$0	\$4,644
COUNTY TOTAL:	\$0	\$0	\$0	\$0	\$0	\$0	\$4,644	\$0	\$0	\$0	\$4,644
CRAWFORD											
PROBATION	\$8,900	\$0	\$0	\$0	\$8,900	\$0	\$0	\$0	\$0	\$0	\$0
COUNTY TOTAL:	\$8,900	\$0	\$0	\$0	\$8,900	\$0	\$0	\$0	\$0	\$0	\$0
DAVISS											
PROBATION	\$96,930	\$47,593	\$36,669	\$875	\$182,067	\$0	\$0	\$0	\$0	\$0	\$0
COUNTY TOTAL:	\$96,930	\$47,593	\$36,669	\$875	\$182,067	\$0	\$0	\$0	\$0	\$0	\$0

SEMI-ANNUAL JUVENILE LAW SERVICES REPORT
FINANCIAL INFORMATION 2016

	EXPENDITURES					REIMBURSEMENTS					
	DETENTION	D.O.C.	COURTS	OTHER	TOTAL	INSURANCE	PARENTS	COUNTIES	CHILD SERVICES	OTHER	TOTAL
DEARBORN											
PROBATION	\$818,974	\$0	\$569,631	\$0	\$1,388,605	\$0	\$0	\$30,100	\$0	\$0	\$30,100
COUNTY TOTAL:	\$818,974	\$0	\$569,631	\$0	\$1,388,605	\$0	\$0	\$30,100	\$0	\$0	\$30,100
DECATUR											
JUVENILE PROBATION	\$20,580	\$0	\$75,655	\$0	\$96,235	\$0	\$0	\$0	\$0	\$0	\$0
COUNTY TOTAL:	\$20,580	\$0	\$75,655	\$0	\$96,235	\$0	\$0	\$0	\$0	\$0	\$0
DEKALB											
PROBATION	\$32,700	\$0	\$0	\$0	\$32,700	\$0	\$0	\$0	\$0	\$0	\$0
COUNTY TOTAL:	\$32,700	\$0	\$0	\$0	\$32,700	\$0	\$0	\$0	\$0	\$0	\$0
DELAWARE											
JUVENILE PROBATION	\$550,000	\$0	\$190,500	\$190,500	\$931,000	\$0	\$0	\$0	\$0	\$0	\$0
COUNTY TOTAL:	\$550,000	\$0	\$190,500	\$190,500	\$931,000	\$0	\$0	\$0	\$0	\$0	\$0
DUBOIS											
PROBATION	\$151,596	\$0	\$0	\$0	\$151,596	\$0	\$0	\$0	\$0	\$0	\$0
COUNTY TOTAL:	\$151,596	\$0	\$0	\$0	\$151,596	\$0	\$0	\$0	\$0	\$0	\$0
ELKHART											
JUVENILE PROBATION	\$611,336	\$0	\$1,089,774	\$0	\$1,701,110	\$0	\$0	\$0	\$0	\$0	\$0
COUNTY TOTAL:	\$611,336	\$0	\$1,089,774	\$0	\$1,701,110	\$0	\$0	\$0	\$0	\$0	\$0
FAYETTE											
PROBATION	\$40,788	\$0	\$0	\$7,670	\$48,458	\$0	\$0	\$0	\$0	\$0	\$0
COUNTY TOTAL:	\$40,788	\$0	\$0	\$7,670	\$48,458	\$0	\$0	\$0	\$0	\$0	\$0
FLOYD											
PROBATION	\$66,939	\$0	\$0	\$0	\$66,939	\$0	\$0	\$0	\$0	\$0	\$0
COUNTY TOTAL:	\$66,939	\$0	\$0	\$0	\$66,939	\$0	\$0	\$0	\$0	\$0	\$0
FOUNTAIN											
PROBATION	\$0	\$0	\$10,502	\$26,816	\$37,318	\$0	\$3,820	\$0	\$6,202	\$0	\$10,022
COUNTY TOTAL:	\$0	\$0	\$10,502	\$26,816	\$37,318	\$0	\$3,820	\$0	\$6,202	\$0	\$10,022
FRANKLIN											
PROBATION	\$22,950	\$0	\$0	\$0	\$22,950	\$0	\$9,257	\$0	\$0	\$0	\$9,257
COUNTY TOTAL:	\$22,950	\$0	\$0	\$0	\$22,950	\$0	\$9,257	\$0	\$0	\$0	\$9,257
FULTON											
PROBATION	\$18,500	\$0	\$30,100	\$31,000	\$79,600	\$0	\$0	\$0	\$0	\$0	\$0
COUNTY TOTAL:	\$18,500	\$0	\$30,100	\$31,000	\$79,600	\$0	\$0	\$0	\$0	\$0	\$0
GIBSON											
PROBATION	\$25,384	\$333	\$0	\$16,142	\$41,859	\$0	\$0	\$0	\$0	\$0	\$0
COUNTY TOTAL:	\$25,384	\$333	\$0	\$16,142	\$41,859	\$0	\$0	\$0	\$0	\$0	\$0
GRANT											
PROBATION	\$208,800	\$143	\$0	\$278,027	\$486,970	\$0	\$0	\$263,890	\$0	\$0	\$263,890
COUNTY TOTAL:	\$208,800	\$143	\$0	\$278,027	\$486,970	\$0	\$0	\$263,890	\$0	\$0	\$263,890
GREENE											
PROBATION	\$18,688	\$0	\$182,594	\$0	\$201,282	\$0	\$0	\$0	\$0	\$0	\$0
COUNTY TOTAL:	\$18,688	\$0	\$182,594	\$0	\$201,282	\$0	\$0	\$0	\$0	\$0	\$0

SEMI-ANNUAL JUVENILE LAW SERVICES REPORT
FINANCIAL INFORMATION 2016

	EXPENDITURES					REIMBURSEMENTS					
	DETENTION	D.O.C.	COURTS	OTHER	TOTAL	INSURANCE	PARENTS	COUNTIES	CHILD SERVICES	OTHER	TOTAL
HAMILTON											
PROBATION	\$2,150,260	\$0	\$1,829,660	\$0	\$3,979,920	\$0	\$0	\$197,720	\$0	\$206,528	\$404,248
COUNTY TOTAL:	\$2,150,260	\$0	\$1,829,660	\$0	\$3,979,920	\$0	\$0	\$197,720	\$0	\$206,528	\$404,248
HANCOCK											
PROBATION	\$200,000	\$0	\$260,865	\$0	\$460,865	\$0	\$0	\$0	\$0	\$0	\$0
COUNTY TOTAL:	\$200,000	\$0	\$260,865	\$0	\$460,865	\$0	\$0	\$0	\$0	\$0	\$0
HARRISON											
JUVENILE PROBATION	\$47,345	\$0	\$0	\$0	\$47,345	\$0	\$400	\$0	\$0	\$0	\$400
COUNTY TOTAL:	\$47,345	\$0	\$0	\$0	\$47,345	\$0	\$400	\$0	\$0	\$0	\$400
HENDRICKS											
PROBATION	\$0	\$0	\$0	\$0	\$0	\$0	\$0	\$0	\$0	\$0	\$0
COUNTY TOTAL:	\$0	\$0	\$0	\$0	\$0	\$0	\$0	\$0	\$0	\$0	\$0
HENRY											
PROBATION	\$60,408	\$0	\$389,491	\$0	\$449,899	\$0	\$0	\$0	\$0	\$0	\$0
COUNTY TOTAL:	\$60,408	\$0	\$389,491	\$0	\$449,899	\$0	\$0	\$0	\$0	\$0	\$0
HOWARD											
PROBATION	\$0	\$0	\$660,571	\$0	\$660,571	\$0	\$18,042	\$540,702	\$1,272,036	\$0	\$1,830,781
COUNTY TOTAL:	\$0	\$0	\$660,571	\$0	\$660,571	\$0	\$18,042	\$540,702	\$1,272,036	\$0	\$1,830,781
HUNTINGTON											
PROBATION	\$170,113	\$0	\$0	\$0	\$170,113	\$0	\$1,440	\$3,320	\$1,940	\$0	\$6,700
COUNTY TOTAL:	\$170,113	\$0	\$0	\$0	\$170,113	\$0	\$1,440	\$3,320	\$1,940	\$0	\$6,700
JACKSON											
PROBATION	\$869,578	\$0	\$108,455	\$0	\$978,033	\$0	\$0	\$490,800	\$0	\$0	\$490,800
COUNTY TOTAL:	\$869,578	\$0	\$108,455	\$0	\$978,033	\$0	\$0	\$490,800	\$0	\$0	\$490,800
JASPER											
PROBATION	\$70,179	\$0	\$295,782	\$0	\$365,961	\$0	\$0	\$0	\$0	\$0	\$0
COUNTY TOTAL:	\$70,179	\$0	\$295,782	\$0	\$365,961	\$0	\$0	\$0	\$0	\$0	\$0
JAY											
PROBATION	\$102,180	\$0	\$100,000	\$0	\$202,180	\$0	\$0	\$0	\$0	\$0	\$0
COUNTY TOTAL:	\$102,180	\$0	\$100,000	\$0	\$202,180	\$0	\$0	\$0	\$0	\$0	\$0
JEFFERSON											
PROBATION	\$34,672	\$0	\$0	\$0	\$34,672	\$0	\$0	\$0	\$0	\$0	\$0
COUNTY TOTAL:	\$34,672	\$0	\$0	\$0	\$34,672	\$0	\$0	\$0	\$0	\$0	\$0
JENNINGS											
PROBATION	\$24,670	\$0	\$0	\$0	\$24,670	\$0	\$0	\$0	\$0	\$0	\$0
COUNTY TOTAL:	\$24,670	\$0	\$0	\$0	\$24,670	\$0	\$0	\$0	\$0	\$0	\$0
JOHNSON											
PROBATION	\$1,607,706	\$0	\$423,676	\$0	\$2,031,382	\$0	\$11,516	\$314,800	\$0	\$19,356	\$345,672
COUNTY TOTAL:	\$1,607,706	\$0	\$423,676	\$0	\$2,031,382	\$0	\$11,516	\$314,800	\$0	\$19,356	\$345,672
KNOX											
PROBATION	\$168,365	\$0	\$32,690	\$0	\$201,055	\$0	\$0	\$0	\$0	\$0	\$0
COUNTY TOTAL:	\$168,365	\$0	\$32,690	\$0	\$201,055	\$0	\$0	\$0	\$0	\$0	\$0

SEMI-ANNUAL JUVENILE LAW SERVICES REPORT
FINANCIAL INFORMATION 2016

	EXPENDITURES					REIMBURSEMENTS					
	DETENTION	D.O.C.	COURTS	OTHER	TOTAL	INSURANCE	PARENTS	COUNTIES	CHILD SERVICES	OTHER	TOTAL
KOSCIUSKO											
PROBATION	\$10,000	\$0	\$0	\$0	\$10,000	\$0	\$160	\$0	\$0	\$0	\$160
COUNTY TOTAL:	\$10,000	\$0	\$0	\$0	\$10,000	\$0	\$160	\$0	\$0	\$0	\$160
LAGRANGE											
PROBATION	\$10,650	\$0	\$0	\$0	\$10,650	\$0	\$0	\$0	\$0	\$0	\$0
COUNTY TOTAL:	\$10,650	\$0	\$0	\$0	\$10,650	\$0	\$0	\$0	\$0	\$0	\$0
LAKE											
JUVENILE PROBATION	\$3,045,336	\$0	\$1,656,542	\$0	\$4,701,878	\$0	\$0	\$0	\$1,691,323	\$0	\$1,691,323
COUNTY TOTAL:	\$3,045,336	\$0	\$1,656,542	\$0	\$4,701,878	\$0	\$0	\$0	\$1,691,323	\$0	\$1,691,323
LAPORTE											
JUVENILE PROBATION	\$2,114,688	\$0	\$622,556	\$0	\$2,737,243	\$0	\$0	\$0	\$0	\$0	\$0
COUNTY TOTAL:	\$2,114,688	\$0	\$622,556	\$0	\$2,737,243	\$0	\$0	\$0	\$0	\$0	\$0
LAWRENCE											
PROBATION	\$49,680	\$0	\$0	\$0	\$49,680	\$0	\$9,367	\$0	\$0	\$0	\$9,367
COUNTY TOTAL:	\$49,680	\$0	\$0	\$0	\$49,680	\$0	\$9,367	\$0	\$0	\$0	\$9,367
MADISON											
JUVENILE DET CENTER	\$2,511,768	\$0	\$0	\$1,018,821	\$3,530,589	\$0	\$0	\$0	\$233,312	\$0	\$233,312
COUNTY TOTAL:	\$2,511,768	\$0	\$0	\$1,018,821	\$3,530,589	\$0	\$0	\$0	\$233,312	\$0	\$233,312
MARION											
PROBATION	\$8,343,701	\$0	\$5,414,350	\$0	\$13,758,051	\$0	\$0	\$0	\$0	\$0	\$0
COUNTY TOTAL:	\$8,343,701	\$0	\$5,414,350	\$0	\$13,758,051	\$0	\$0	\$0	\$0	\$0	\$0
MARSHALL											
PROBATION	\$58,420	\$0	\$232,007	\$0	\$290,427	\$0	\$5,339	\$0	\$0	\$0	\$5,339
COUNTY TOTAL:	\$58,420	\$0	\$232,007	\$0	\$290,427	\$0	\$5,339	\$0	\$0	\$0	\$5,339
MARTIN											
PROBATION	\$4,350	\$0	\$0	\$0	\$4,350	\$0	\$0	\$0	\$0	\$0	\$0
COUNTY TOTAL:	\$4,350	\$0	\$0	\$0	\$4,350	\$0	\$0	\$0	\$0	\$0	\$0
MIAMI											
PROBATION	\$46,431	\$0	\$0	\$0	\$46,431	\$0	\$0	\$0	\$0	\$0	\$0
COUNTY TOTAL:	\$46,431	\$0	\$0	\$0	\$46,431	\$0	\$0	\$0	\$0	\$0	\$0
MONROE											
PROBATION	\$4,767,255	\$0	\$555,756	\$0	\$5,323,011	\$0	\$5,461	\$0	\$0	\$0	\$5,461
COUNTY TOTAL:	\$4,767,255	\$0	\$555,756	\$0	\$5,323,011	\$0	\$5,461	\$0	\$0	\$0	\$5,461
MONTGOMERY											
PROBATION	\$23,980	\$0	\$0	\$0	\$23,980	\$0	\$3,868	\$0	\$0	\$0	\$3,868
COUNTY TOTAL:	\$23,980	\$0	\$0	\$0	\$23,980	\$0	\$3,868	\$0	\$0	\$0	\$3,868
MORGAN											
PROBATION	\$114,156	\$0	\$149,018	\$0	\$263,174	\$0	\$0	\$0	\$0	\$0	\$0
COUNTY TOTAL:	\$114,156	\$0	\$149,018	\$0	\$263,174	\$0	\$0	\$0	\$0	\$0	\$0
NEWTON											
PROBATION	\$16,560	\$0	\$118,886	\$0	\$135,446	\$0	\$0	\$0	\$0	\$0	\$0
COUNTY TOTAL:	\$16,560	\$0	\$118,886	\$0	\$135,446	\$0	\$0	\$0	\$0	\$0	\$0

SEMI-ANNUAL JUVENILE LAW SERVICES REPORT
FINANCIAL INFORMATION 2016

	EXPENDITURES					REIMBURSEMENTS					
	DETENTION	D.O.C.	COURTS	OTHER	TOTAL	INSURANCE	PARENTS	COUNTIES	CHILD SERVICES	OTHER	TOTAL
NOBLE											
PROBATION	\$60,405	\$0	\$0	\$0	\$60,405	\$0	\$0	\$0	\$0	\$0	\$0
COUNTY TOTAL:	\$60,405	\$0	\$0	\$0	\$60,405	\$0	\$0	\$0	\$0	\$0	\$0
OHIO											
PROBATION	\$15,900	\$0	\$41,281	\$0	\$57,181	\$0	\$0	\$0	\$0	\$0	\$0
COUNTY TOTAL:	\$15,900	\$0	\$41,281	\$0	\$57,181	\$0	\$0	\$0	\$0	\$0	\$0
ORANGE											
PROBATION	\$14,900	\$0	\$0	\$0	\$14,900	\$0	\$0	\$0	\$0	\$0	\$0
COUNTY TOTAL:	\$14,900	\$0	\$0	\$0	\$14,900	\$0	\$0	\$0	\$0	\$0	\$0
OWEN											
PROBATION	\$2,835	\$4,665	\$73,953	\$0	\$81,453	\$0	\$14,053	\$0	\$0	\$0	\$14,053
COUNTY TOTAL:	\$2,835	\$4,665	\$73,953	\$0	\$81,453	\$0	\$14,053	\$0	\$0	\$0	\$14,053
PARKE											
PROBATION	\$8,970	\$0	\$0	\$0	\$8,970	\$0	\$0	\$0	\$0	\$0	\$0
COUNTY TOTAL:	\$8,970	\$0	\$0	\$0	\$8,970	\$0	\$0	\$0	\$0	\$0	\$0
PERRY											
PROBATION	\$40,615	\$0	\$46,065	\$0	\$86,680	\$0	\$0	\$0	\$0	\$0	\$0
COUNTY TOTAL:	\$40,615	\$0	\$46,065	\$0	\$86,680	\$0	\$0	\$0	\$0	\$0	\$0
PIKE											
PROBATION	\$24,277	\$0	\$0	\$0	\$24,277	\$0	\$0	\$0	\$0	\$0	\$0
COUNTY TOTAL:	\$24,277	\$0	\$0	\$0	\$24,277	\$0	\$0	\$0	\$0	\$0	\$0
PORTER											
JUVENILE PROBATION	\$1,357,574	\$0	\$986,061	\$78,580	\$2,422,215	\$0	\$111,983	\$73,350	\$0	\$0	\$185,333
COUNTY TOTAL:	\$1,357,574	\$0	\$986,061	\$78,580	\$2,422,215	\$0	\$111,983	\$73,350	\$0	\$0	\$185,333
POSEY											
PROBATION	\$1,881	\$0	\$53,985	\$0	\$55,866	\$0	\$0	\$0	\$0	\$0	\$0
COUNTY TOTAL:	\$1,881	\$0	\$53,985	\$0	\$55,866	\$0	\$0	\$0	\$0	\$0	\$0
PULASKI											
PROBATION	\$24,204	\$0	\$17,722	\$0	\$41,926	\$0	\$0	\$0	\$0	\$0	\$0
COUNTY TOTAL:	\$24,204	\$0	\$17,722	\$0	\$41,926	\$0	\$0	\$0	\$0	\$0	\$0
PUTNAM											
JUVENILE PROBATION	\$41,555	\$0	\$0	\$0	\$41,555	\$0	\$20,013	\$0	\$0	\$0	\$20,013
COUNTY TOTAL:	\$41,555	\$0	\$0	\$0	\$41,555	\$0	\$20,013	\$0	\$0	\$0	\$20,013
RANDOLPH											
PROBATION	\$91,875	\$0	\$99,145	\$87,816	\$278,836	\$0	\$0	\$0	\$0	\$0	\$0
COUNTY TOTAL:	\$91,875	\$0	\$99,145	\$87,816	\$278,836	\$0	\$0	\$0	\$0	\$0	\$0
RIPLEY											
PROBATION	\$52,500	\$0	\$82,779	\$0	\$135,279	\$0	\$27,030	\$0	\$0	\$0	\$27,030
COUNTY TOTAL:	\$52,500	\$0	\$82,779	\$0	\$135,279	\$0	\$27,030	\$0	\$0	\$0	\$27,030
RUSH											
PROBATION	\$28,560	\$0	\$0	\$0	\$28,560	\$0	\$0	\$0	\$0	\$0	\$0
COUNTY TOTAL:	\$28,560	\$0	\$0	\$0	\$28,560	\$0	\$0	\$0	\$0	\$0	\$0

SEMI-ANNUAL JUVENILE LAW SERVICES REPORT
FINANCIAL INFORMATION 2016

	EXPENDITURES					REIMBURSEMENTS					
	DETENTION	D.O.C.	COURTS	OTHER	TOTAL	INSURANCE	PARENTS	COUNTIES	CHILD SERVICES	OTHER	TOTAL
ST. JOSEPH											
JUVENILE PROBATION	\$3,637,021	\$0	\$2,141,615	\$0	\$5,778,636	\$0	\$402	\$0	\$0	\$0	\$402
COUNTY TOTAL:	\$3,637,021	\$0	\$2,141,615	\$0	\$5,778,636	\$0	\$402	\$0	\$0	\$0	\$402
SCOTT											
PROBATION	\$81,418	\$23,293	\$1,923	\$0	\$106,634	\$0	\$0	\$0	\$0	\$0	\$0
COUNTY TOTAL:	\$81,418	\$23,293	\$1,923	\$0	\$106,634	\$0	\$0	\$0	\$0	\$0	\$0
SHELBY											
PROBATION	\$102,790	\$0	\$181,295	\$0	\$284,085	\$0	\$0	\$0	\$0	\$0	\$0
COUNTY TOTAL:	\$102,790	\$0	\$181,295	\$0	\$284,085	\$0	\$0	\$0	\$0	\$0	\$0
SPENCER											
PROBATION	\$81,170	\$0	\$0	\$0	\$81,170	\$0	\$0	\$0	\$0	\$0	\$0
COUNTY TOTAL:	\$81,170	\$0	\$0	\$0	\$81,170	\$0	\$0	\$0	\$0	\$0	\$0
STARKE											
PROBATION	\$3,324	\$0	\$108,355	\$0	\$111,679	\$0	\$0	\$0	\$0	\$0	\$0
COUNTY TOTAL:	\$3,324	\$0	\$108,355	\$0	\$111,679	\$0	\$0	\$0	\$0	\$0	\$0
STEUBEN											
PROBATION	\$40,600	\$0	\$121,452	\$0	\$162,052	\$0	\$0	\$0	\$17,615	\$0	\$17,615
COUNTY TOTAL:	\$40,600	\$0	\$121,452	\$0	\$162,052	\$0	\$0	\$0	\$17,615	\$0	\$17,615
SULLIVAN											
PROBATION	\$29,405	\$0	\$96,808	\$0	\$126,213	\$0	\$1,376	\$0	\$0	\$0	\$1,376
COUNTY TOTAL:	\$29,405	\$0	\$96,808	\$0	\$126,213	\$0	\$1,376	\$0	\$0	\$0	\$1,376
SWITZERLAND											
PROBATION	\$18,300	\$0	\$88	\$0	\$18,388	\$0	\$0	\$0	\$0	\$0	\$0
COUNTY TOTAL:	\$18,300	\$0	\$88	\$0	\$18,388	\$0	\$0	\$0	\$0	\$0	\$0
TIPPECANOE											
PROBATION	\$438,325	\$0	\$0	\$0	\$438,325	\$0	\$43,412	\$0	\$0	\$0	\$43,412
COUNTY TOTAL:	\$438,325	\$0	\$0	\$0	\$438,325	\$0	\$43,412	\$0	\$0	\$0	\$43,412
TIPTON											
PROBATION	\$57,000	\$0	\$0	\$0	\$57,000	\$0	\$0	\$0	\$0	\$0	\$0
COUNTY TOTAL:	\$57,000	\$0	\$0	\$0	\$57,000	\$0	\$0	\$0	\$0	\$0	\$0
UNION											
PROBATION	\$9,163	\$0	\$72,541	\$0	\$81,704	\$0	\$0	\$0	\$0	\$0	\$0
COUNTY TOTAL:	\$9,163	\$0	\$72,541	\$0	\$81,704	\$0	\$0	\$0	\$0	\$0	\$0
VANDERBURGH											
PROBATION	\$2,087,549	\$0	\$1,667,945	\$0	\$3,755,494	\$0	\$850	\$0	\$0	\$0	\$850
COUNTY TOTAL:	\$2,087,549	\$0	\$1,667,945	\$0	\$3,755,494	\$0	\$850	\$0	\$0	\$0	\$850
VERMILLION											
PROBATION	\$73,410	\$0	\$0	\$0	\$73,410	\$0	\$0	\$0	\$0	\$0	\$0
COUNTY TOTAL:	\$73,410	\$0	\$0	\$0	\$73,410	\$0	\$0	\$0	\$0	\$0	\$0
VIGO											
JUVENILE PROBATION	\$1,102,495	\$0	\$436,335	\$0	\$1,538,830	\$0	\$0	\$0	\$0	\$1,870	\$1,870
COUNTY TOTAL:	\$1,102,495	\$0	\$436,335	\$0	\$1,538,830	\$0	\$0	\$0	\$0	\$1,870	\$1,870

SEMI-ANNUAL JUVENILE LAW SERVICES REPORT
FINANCIAL INFORMATION 2016

	EXPENDITURES					REIMBURSEMENTS					
	DETENTION	D.O.C.	COURTS	OTHER	TOTAL	INSURANCE	PARENTS	COUNTIES	CHILD SERVICES	OTHER	TOTAL
WABASH											
PROBATION	\$180,291	\$0	\$0	\$0	\$180,291	\$0	\$0	\$0	\$0	\$0	\$0
COUNTY TOTAL:	\$180,291	\$0	\$0	\$0	\$180,291	\$0	\$0	\$0	\$0	\$0	\$0
WARREN											
PROBATION	\$780	\$0	\$0	\$0	\$780	\$0	\$0	\$0	\$0	\$0	\$0
COUNTY TOTAL:	\$780	\$0	\$0	\$0	\$780	\$0	\$0	\$0	\$0	\$0	\$0
WARRICK											
PROBATION	\$79,462	\$0	\$0	\$0	\$79,462	\$0	\$0	\$0	\$0	\$0	\$0
COUNTY TOTAL:	\$79,462	\$0	\$0	\$0	\$79,462	\$0	\$0	\$0	\$0	\$0	\$0
WASHINGTON											
PROBATION	\$84,705	\$0	\$0	\$0	\$84,705	\$0	\$0	\$0	\$0	\$0	\$0
COUNTY TOTAL:	\$84,705	\$0	\$0	\$0	\$84,705	\$0	\$0	\$0	\$0	\$0	\$0
WAYNE											
PROBATION	\$151,000	\$0	\$332,160	\$0	\$483,160	\$0	\$0	\$0	\$0	\$0	\$0
COUNTY TOTAL:	\$151,000	\$0	\$332,160	\$0	\$483,160	\$0	\$0	\$0	\$0	\$0	\$0
WELLS											
PROBATION	\$116,288	\$0	\$117,196	\$0	\$233,483	\$0	\$2,827	\$0	\$0	\$0	\$2,827
COUNTY TOTAL:	\$116,288	\$0	\$117,196	\$0	\$233,483	\$0	\$2,827	\$0	\$0	\$0	\$2,827
WHITE											
PROBATION	\$57,809	\$0	\$0	\$0	\$57,809	\$0	\$0	\$0	\$0	\$0	\$0
COUNTY TOTAL:	\$57,809	\$0	\$0	\$0	\$57,809	\$0	\$0	\$0	\$0	\$0	\$0
WHITLEY											
PROBATION	\$95,046	\$0	\$0	\$0	\$95,046	\$0	\$2,222	\$3,779	\$9,097	\$0	\$15,096
COUNTY TOTAL:	\$95,046	\$0	\$0	\$0	\$95,046	\$0	\$2,222	\$3,779	\$9,097	\$0	\$15,096
STATE TOTALS											
GRAND TOTAL CIRCUIT, SUPERIOR & PROBATE:	\$52,503,909	\$76,211	\$23,746,870	\$1,797,316	\$78,124,306	\$0	\$321,892	\$2,098,291	\$3,606,179	\$612,538	\$6,638,900
GRAND TOTAL:	\$52,503,909	\$76,211	\$23,746,870	\$1,797,316	\$78,124,306	\$0	\$321,892	\$2,098,291	\$3,606,179	\$612,538	\$6,638,900

PROBATION PERSONNEL SALARIES 2016

	SALARY	# EMPLOYEES		TOTAL
Adams				
PROBATION				
Chief Probation Officer	\$66,630.00	1		\$66,630.00
			PERSONNEL TOTAL :	\$66,630.00
Probation Officer	\$62,087.00	1		\$62,087.00
	\$59,130.00	1		\$59,130.00
	\$53,756.00	1		\$53,756.00
	\$38,496.00	1		\$38,496.00
	\$34,605.00	1		\$34,605.00
			PERSONNEL TOTAL :	\$248,074.00
Clerical Personnel	\$26,436.00	1		\$26,436.00
	\$23,824.00	1		\$23,824.00
			PERSONNEL TOTAL :	\$50,260.00
OFFICE SUB-TOTAL:				\$364,964.00
TOTAL FRINGE BENEFITS:				\$0.00
OFFICE TOTAL:				\$364,964.00
COUNTY SUB-TOTAL:				\$364,964.00
TOTAL FRINGE BENEFITS:				\$0.00
COUNTY TOTAL:				\$364,964.00
Allen				
ADULT PROBATION				
Chief Probation Officer	\$87,873.00	1		\$87,873.00
			PERSONNEL TOTAL :	\$87,873.00
Probation Officer	\$67,728.00	1		\$67,728.00
	\$44,426.00	1		\$44,426.00
	\$34,605.00	1		\$34,605.00
	\$34,609.00	1		\$34,609.00
	\$44,426.00	1		\$44,426.00
	\$32,572.00	1		\$32,572.00
	\$70,543.00	1		\$70,543.00
	\$21,563.00	1		\$21,563.00
	\$16,644.00	5		\$83,220.00
	\$36,401.00	1		\$36,401.00
	\$48,869.00	1		\$48,869.00
	\$56,312.00	1		\$56,312.00
	\$43,619.00	1		\$43,619.00
	\$46,648.00	1		\$46,648.00
	\$56,444.00	1		\$56,444.00
	\$44,426.00	1		\$44,426.00
	\$48,869.00	1		\$48,869.00
	\$44,426.00	1		\$44,426.00
	\$35,802.00	1		\$35,802.00
	\$53,756.00	1		\$53,756.00
	\$44,822.00	1		\$44,822.00

PROBATION PERSONNEL SALARIES 2016

	SALARY	# EMPLOYEES	TOTAL
Allen			
Probation Officer			PERSONNEL TOTAL : \$994,086.00
Clerical Personnel	\$30,175.00	1	\$30,175.00
	\$41,088.00	1	\$41,088.00
	\$42,436.00	1	\$42,436.00
	\$34,307.00	1	\$34,307.00
	\$32,579.00	1	\$32,579.00
	\$35,575.00	1	\$35,575.00
			PERSONNEL TOTAL : \$216,160.00
Other Personnel	\$52,583.00	1	\$52,583.00
	\$47,755.00	1	\$47,755.00
	\$7,550.00	2	\$15,100.00
	\$9,750.00	5	\$48,750.00
			PERSONNEL TOTAL : \$164,188.00
			OFFICE SUB-TOTAL: \$1,462,307.00
			TOTAL FRINGE BENEFITS: \$233,700.00
			OFFICE TOTAL: \$1,696,007.00
JUVENILE DET CENTER			
Probation Officer	\$22,691.00	1	\$22,691.00
	\$40,094.00	1	\$40,094.00
	\$21,295.00	1	\$21,295.00
	\$30,227.00	1	\$30,227.00
	\$43,297.00	1	\$43,297.00
	\$49,081.00	1	\$49,081.00
	\$29,940.00	1	\$29,940.00
	\$67,356.00	1	\$67,356.00
	\$33,797.00	1	\$33,797.00
	\$32,454.00	1	\$32,454.00
	\$59,416.00	1	\$59,416.00
	\$44,295.00	1	\$44,295.00
	\$52,392.00	1	\$52,392.00
	\$51,535.00	1	\$51,535.00
	\$22,283.00	1	\$22,283.00
	\$44,622.00	1	\$44,622.00
	\$53,990.00	1	\$53,990.00
	\$44,017.00	1	\$44,017.00
	\$33,096.00	1	\$33,096.00
	\$53,987.00	1	\$53,987.00
	\$35,672.00	1	\$35,672.00
	\$58,988.00	1	\$58,988.00
	\$59,157.00	1	\$59,157.00
	\$63,799.00	1	\$63,799.00
	\$53,985.00	1	\$53,985.00
	\$55,750.00	1	\$55,750.00
	\$44,639.00	1	\$44,639.00
	\$44,621.00	3	\$133,863.00
	\$56,687.00	1	\$56,687.00

PROBATION PERSONNEL SALARIES 2016

	SALARY	# EMPLOYEES		TOTAL
Allen				
Probation Officer	\$44,194.00	1		\$44,194.00
	\$51,529.00	1		\$51,529.00
	\$26,437.00	1		\$26,437.00
	\$69,389.00	2		\$138,778.00
	\$48,568.00	1		\$48,568.00
	\$49,079.00	1		\$49,079.00
	\$44,357.00	1		\$44,357.00
	\$59,386.00	1		\$59,386.00
	\$59,383.00	1		\$59,383.00
	\$58,144.00	1		\$58,144.00
	PERSONNEL TOTAL :			\$1,972,260.00
Clerical Personnel	\$41,153.00	1		\$41,153.00
	\$29,459.00	1		\$29,459.00
	\$36,075.00	2		\$72,150.00
	\$44,116.00	1		\$44,116.00
	\$40,968.00	1		\$40,968.00
	\$34,356.00	1		\$34,356.00
	\$29,975.00	1		\$29,975.00
	\$33,519.00	1		\$33,519.00
	PERSONNEL TOTAL :			\$325,696.00
Other Personnel	\$74,039.00	1		\$74,039.00
	\$44,615.00	1		\$44,615.00
	\$43,916.00	1		\$43,916.00
	PERSONNEL TOTAL :			\$162,570.00
OFFICE SUB-TOTAL:				\$2,460,526.00
TOTAL FRINGE BENEFITS:				\$0.00
OFFICE TOTAL:				\$2,460,526.00
COUNTY SUB-TOTAL:				\$3,922,833.00
TOTAL FRINGE BENEFITS:				\$233,700.00
COUNTY TOTAL:				\$4,156,533.00

Bartholomew

PROBATION

Chief Probation Officer	\$74,130.00	1		\$74,130.00
	PERSONNEL TOTAL :			\$74,130.00
Probation Officer	\$48,102.00	1		\$48,102.00
	\$68,040.00	1		\$68,040.00
	\$62,194.00	1		\$62,194.00
	\$54,506.00	1		\$54,506.00
	\$39,769.00	1		\$39,769.00
	\$39,943.00	1		\$39,943.00
	\$45,176.00	1		\$45,176.00
	\$65,392.00	1		\$65,392.00
	\$47,074.00	1		\$47,074.00
	\$54,506.00	1		\$54,506.00
	\$14,499.00	1		\$14,499.00

PROBATION PERSONNEL SALARIES 2016

	SALARY	# EMPLOYEES	TOTAL
Bartholomew			
Probation Officer	\$13,372.00	1	\$13,372.00
	\$21,839.00	1	\$21,839.00
	\$20,040.00	1	\$20,040.00
	\$39,823.00	1	\$39,823.00
	\$29,166.00	1	\$29,166.00
	\$45,842.00	1	\$45,842.00
	\$42,942.00	1	\$42,942.00
	\$55,312.00	1	\$55,312.00
	\$59,880.00	1	\$59,880.00
	\$50,352.00	1	\$50,352.00
	\$41,769.00	1	\$41,769.00
	\$69,880.00	1	\$69,880.00
	\$54,506.00	1	\$54,506.00
	\$64,495.00	1	\$64,495.00
	\$41,358.00	1	\$41,358.00
	\$63,721.00	1	\$63,721.00
	\$47,739.00	1	\$47,739.00
	\$63,041.00	1	\$63,041.00
	\$46,647.00	1	\$46,647.00
	\$38,611.00	1	\$38,611.00
	\$57,194.00	1	\$57,194.00
			PERSONNEL TOTAL :
			\$1,506,730.00
Clerical Personnel	\$1,327.00	1	\$1,327.00
	\$34,983.00	1	\$34,983.00
	\$38,146.00	1	\$38,146.00
	\$36,519.00	1	\$36,519.00
	\$34,983.00	1	\$34,983.00
	\$35,309.00	1	\$35,309.00
	\$30,632.00	1	\$30,632.00
			PERSONNEL TOTAL :
			\$211,899.00
Other Personnel	\$29,722.00	1	\$29,722.00
	\$28,169.00	1	\$28,169.00
	\$39,881.00	1	\$39,881.00
	\$36,858.00	1	\$36,858.00
	\$9,482.00	1	\$9,482.00
	\$114.00	1	\$114.00
	\$10,953.00	1	\$10,953.00
	\$4,368.00	1	\$4,368.00
	\$8,545.66	1	\$8,545.66
	\$5,878.00	1	\$5,878.00
	\$27,166.00	1	\$27,166.00
	\$1,426.00	1	\$1,426.00
	\$16,722.00	1	\$16,722.00
	\$8,940.00	1	\$8,940.00
	\$13,818.00	1	\$13,818.00
	\$27,737.00	2	\$55,474.00
	\$32,050.00	1	\$32,050.00
	\$26,253.00	1	\$26,253.00

PROBATION PERSONNEL SALARIES 2016

	SALARY	# EMPLOYEES	TOTAL
Bartholomew			
Other Personnel	\$27,570.00	1	\$27,570.00
	\$30,910.00	1	\$30,910.00
	\$31,726.00	1	\$31,726.00
	\$29,100.00	1	\$29,100.00
	\$29,912.00	1	\$29,912.00
	\$31,950.00	2	\$63,900.00
	\$34,109.00	1	\$34,109.00
	\$28,515.00	1	\$28,515.00
	\$35,652.00	3	\$106,956.00
	\$24,714.00	1	\$24,714.00
	\$29,688.00	1	\$29,688.00
	\$28,943.00	1	\$28,943.00
	\$36,683.00	1	\$36,683.00
	\$44,584.00	1	\$44,584.00
	\$41,532.00	1	\$41,532.00
	\$35,652.00	1	\$35,652.00
	\$4,260.00	1	\$4,260.00
	\$2,667.00	1	\$2,667.00
	\$3,301.00	1	\$3,301.00
	\$11,200.00	1	\$11,200.00
	\$30,247.00	1	\$30,247.00
	\$30,291.00	1	\$30,291.00
	\$34,414.00	1	\$34,414.00
	\$29,893.00	1	\$29,893.00
	\$10,696.00	1	\$10,696.00
	\$3,472.00	1	\$3,472.00
	\$2,142.00	1	\$2,142.00
	\$12,462.00	1	\$12,462.00
	\$27,362.00	1	\$27,362.00
	\$23,012.00	1	\$23,012.00
	\$37,335.00	4	\$149,340.00
	\$34,190.00	1	\$34,190.00
	\$41,156.00	1	\$41,156.00
	\$25,856.00	1	\$25,856.00
	PERSONNEL TOTAL :		\$1,456,274.66
	OFFICE SUB-TOTAL:		\$3,249,033.66
	TOTAL FRINGE BENEFITS:		\$1,033,278.00
	OFFICE TOTAL:		\$4,282,311.66
	COUNTY SUB-TOTAL:		\$3,249,033.66
	TOTAL FRINGE BENEFITS:		\$1,033,278.00
	COUNTY TOTAL:		\$4,282,311.66
Benton			
PROBATION			
Chief Probation Officer	\$69,551.19	1	\$69,551.19
	PERSONNEL TOTAL :		\$69,551.19
Probation Officer	\$49,347.19	1	\$49,347.19

PROBATION PERSONNEL SALARIES 2016

	SALARY	# EMPLOYEES		TOTAL
Benton				
Probation Officer	\$26,535.85	1		\$26,535.85
			PERSONNEL TOTAL :	\$75,883.04
Clerical Personnel	\$29,726.19	1		\$29,726.19
			PERSONNEL TOTAL :	\$29,726.19
Other Personnel	\$3,115.00	1		\$3,115.00
	\$137.75	1		\$137.75
	\$3,542.50	1		\$3,542.50
			PERSONNEL TOTAL :	\$6,795.25
OFFICE SUB-TOTAL:				\$181,955.67
TOTAL FRINGE BENEFITS:				\$0.00
OFFICE TOTAL:				\$181,955.67
COUNTY SUB-TOTAL:				\$181,955.67
TOTAL FRINGE BENEFITS:				\$0.00
COUNTY TOTAL:				\$181,955.67
Blackford				
PROBATION				
Chief Probation Officer	\$74,379.64	1		\$74,379.64
			PERSONNEL TOTAL :	\$74,379.64
Probation Officer	\$35,893.40	1		\$35,893.40
			PERSONNEL TOTAL :	\$35,893.40
Clerical Personnel	\$24,509.51	1		\$24,509.51
			PERSONNEL TOTAL :	\$24,509.51
OFFICE SUB-TOTAL:				\$134,782.55
TOTAL FRINGE BENEFITS:				\$27,841.27
OFFICE TOTAL:				\$162,623.82
COUNTY SUB-TOTAL:				\$134,782.55
TOTAL FRINGE BENEFITS:				\$27,841.27
COUNTY TOTAL:				\$162,623.82
Boone				
PROBATION				
Chief Probation Officer	\$63,738.00	1		\$63,738.00
			PERSONNEL TOTAL :	\$63,738.00
Probation Officer	\$46,237.00	9		\$416,133.00
			PERSONNEL TOTAL :	\$416,133.00
Clerical Personnel	\$28,807.00	3		\$86,421.00

PROBATION PERSONNEL SALARIES 2016

	SALARY	# EMPLOYEES		TOTAL
Boone				
Clerical Personnel	\$10,593.00	1		\$10,593.00
			PERSONNEL TOTAL :	\$97,014.00
			OFFICE SUB-TOTAL:	\$576,885.00
			TOTAL FRINGE BENEFITS:	\$0.00
			OFFICE TOTAL:	\$576,885.00
			COUNTY SUB-TOTAL:	\$576,885.00
			TOTAL FRINGE BENEFITS:	\$0.00
			COUNTY TOTAL:	\$576,885.00
Brown				
PROBATION				
Chief Probation Officer	\$64,130.00	1		\$64,130.00
			PERSONNEL TOTAL :	\$64,130.00
Probation Officer	\$53,756.00	1		\$53,756.00
	\$44,426.00	1		\$44,426.00
			PERSONNEL TOTAL :	\$98,182.00
Clerical Personnel	\$30,676.00	1		\$30,676.00
			PERSONNEL TOTAL :	\$30,676.00
			OFFICE SUB-TOTAL:	\$192,988.00
			TOTAL FRINGE BENEFITS:	\$0.00
			OFFICE TOTAL:	\$192,988.00
			COUNTY SUB-TOTAL:	\$192,988.00
			TOTAL FRINGE BENEFITS:	\$0.00
			COUNTY TOTAL:	\$192,988.00
Carroll				
PROBATION				
Chief Probation Officer	\$58,756.00	1		\$58,756.00
			PERSONNEL TOTAL :	\$58,756.00
Probation Officer	\$53,756.00	1		\$53,756.00
	\$44,426.00	1		\$44,426.00
			PERSONNEL TOTAL :	\$98,182.00
Clerical Personnel	\$27,954.00	1		\$27,954.00
			PERSONNEL TOTAL :	\$27,954.00

PROBATION PERSONNEL SALARIES 2016

	SALARY	# EMPLOYEES		TOTAL
Carroll				
Other Personnel	\$33,924.00	1		\$33,924.00
			PERSONNEL TOTAL :	\$33,924.00
<hr/>				
			OFFICE SUB-TOTAL:	\$218,816.00
			TOTAL FRINGE BENEFITS:	\$0.00
<hr/>				
			OFFICE TOTAL:	\$218,816.00
<hr/>				
			COUNTY SUB-TOTAL:	\$218,816.00
			TOTAL FRINGE BENEFITS:	\$0.00
<hr/>				
			COUNTY TOTAL:	\$218,816.00
<hr/>				
Cass				
ADULT PROBATION				
Chief Probation Officer	\$66,630.00	1		\$66,630.00
			PERSONNEL TOTAL :	\$66,630.00
Probation Officer	\$62,087.00	1		\$62,087.00
	\$39,924.00	1		\$39,924.00
	\$53,756.00	1		\$53,756.00
	\$48,869.00	1		\$48,869.00
			PERSONNEL TOTAL :	\$204,636.00
Clerical Personnel	\$30,830.00	1		\$30,830.00
			PERSONNEL TOTAL :	\$30,830.00
<hr/>				
			OFFICE SUB-TOTAL:	\$302,096.00
			TOTAL FRINGE BENEFITS:	\$56,945.00
<hr/>				
			OFFICE TOTAL:	\$359,041.00
<hr/>				
JUVENILE PROBATION				
Chief Probation Officer	\$67,086.50	1		\$67,086.50
			PERSONNEL TOTAL :	\$67,086.50
Probation Officer	\$56,444.25	2		\$112,888.50
			PERSONNEL TOTAL :	\$112,888.50
Clerical Personnel	\$23,050.00	1		\$23,050.00
			PERSONNEL TOTAL :	\$23,050.00

PROBATION PERSONNEL SALARIES 2016

	SALARY	# EMPLOYEES		TOTAL
Cass				
Other Personnel	\$32,127.00	1		\$32,127.00
			PERSONNEL TOTAL :	\$32,127.00
			OFFICE SUB-TOTAL:	\$235,152.00
			TOTAL FRINGE BENEFITS:	\$0.00
			OFFICE TOTAL:	\$235,152.00
			COUNTY SUB-TOTAL:	\$537,248.00
			TOTAL FRINGE BENEFITS:	\$56,945.00
			COUNTY TOTAL:	\$594,193.00
Clark				
CLARKSVILLE TOWN PROBATION				
Chief Probation Officer	\$58,756.10	1		\$58,756.10
			PERSONNEL TOTAL :	\$58,756.10
			OFFICE SUB-TOTAL:	\$58,756.10
			TOTAL FRINGE BENEFITS:	\$0.00
			OFFICE TOTAL:	\$58,756.10
PROBATION				
Chief Probation Officer	\$72,800.83	1		\$72,800.83
			PERSONNEL TOTAL :	\$72,800.83
Probation Officer	\$46,479.37	1		\$46,479.37
	\$49,733.54	1		\$49,733.54
	\$31,327.25	1		\$31,327.25
	\$45,179.65	1		\$45,179.65
	\$40,717.64	1		\$40,717.64
	\$19,691.57	1		\$19,691.57
	\$41,658.99	1		\$41,658.99
	\$49,889.19	1		\$49,889.19
	\$51,936.67	1		\$51,936.67
	\$58,137.16	1		\$58,137.16
	\$40,131.79	1		\$40,131.79
	\$38,246.24	1		\$38,246.24
	\$64,710.83	1		\$64,710.83
	\$44,010.98	1		\$44,010.98
	\$39,734.15	1		\$39,734.15
	\$65,754.23	1		\$65,754.23
	\$44,167.32	1		\$44,167.32

PROBATION PERSONNEL SALARIES 2016

	SALARY	# EMPLOYEES	TOTAL
Clark			
Probation Officer	\$43,361.01	1	\$43,361.01
	\$72,299.78	1	\$72,299.78
	\$47,914.05	1	\$47,914.05
	\$52,224.05	1	\$52,224.05
	\$60,001.14	1	\$60,001.14
	\$43,253.28	1	\$43,253.28
	\$47,213.29	1	\$47,213.29
	\$41,070.77	1	\$41,070.77
	\$54,590.64	1	\$54,590.64
	\$52,901.28	1	\$52,901.28
			PERSONNEL TOTAL :
			\$1,286,335.86
Clerical Personnel	\$41,024.31	1	\$41,024.31
	\$36,091.84	1	\$36,091.84
	\$34,808.92	1	\$34,808.92
	\$30,781.94	1	\$30,781.94
	\$29,844.04	1	\$29,844.04
	\$30,738.58	1	\$30,738.58
	\$30,737.71	1	\$30,737.71
	\$33,211.63	1	\$33,211.63
	\$31,473.66	1	\$31,473.66
	\$35,840.04	1	\$35,840.04
			PERSONNEL TOTAL :
			\$334,552.67
Other Personnel	\$55,677.83	1	\$55,677.83
	\$42,915.37	1	\$42,915.37
	\$35,816.24	1	\$35,816.24
			PERSONNEL TOTAL :
			\$134,409.44
			OFFICE SUB-TOTAL:
			\$1,828,098.80
			TOTAL FRINGE BENEFITS:
			\$381,948.68
			OFFICE TOTAL:
			\$2,210,047.48
			COUNTY SUB-TOTAL:
			\$1,886,854.90
			TOTAL FRINGE BENEFITS:
			\$381,948.68
			COUNTY TOTAL:
			\$2,268,803.58
Clay			
PROBATION			
Chief Probation Officer	\$53,869.00	1	\$53,869.00
			PERSONNEL TOTAL :
			\$53,869.00
Probation Officer	\$59,130.00	1	\$59,130.00
	\$34,605.00	1	\$34,605.00
			PERSONNEL TOTAL :
			\$93,735.00

PROBATION PERSONNEL SALARIES 2016

	SALARY	# EMPLOYEES		TOTAL
Clay				
Clerical Personnel	\$10,286.64	1		\$10,286.64
			PERSONNEL TOTAL :	\$10,286.64
<hr/>				
			OFFICE SUB-TOTAL:	\$157,890.64
			TOTAL FRINGE BENEFITS:	\$27,061.34
<hr/>				
			OFFICE TOTAL:	\$184,951.98
<hr/>				
			COUNTY SUB-TOTAL:	\$157,890.64
			TOTAL FRINGE BENEFITS:	\$27,061.34
<hr/>				
			COUNTY TOTAL:	\$184,951.98
<hr/>				
Clinton				
PROBATION				
Chief Probation Officer	\$60,117.00	1		\$60,117.00
			PERSONNEL TOTAL :	\$60,117.00
Probation Officer	\$48,869.00	1		\$48,869.00
	\$41,457.00	1		\$41,457.00
	\$43,833.00	1		\$43,833.00
	\$44,426.00	1		\$44,426.00
	\$53,004.00	1		\$53,004.00
			PERSONNEL TOTAL :	\$231,589.00
Clerical Personnel	\$30,005.00	1		\$30,005.00
	\$24,203.00	1		\$24,203.00
			PERSONNEL TOTAL :	\$54,208.00
Other Personnel	\$21,112.00	1		\$21,112.00
			PERSONNEL TOTAL :	\$21,112.00
<hr/>				
			OFFICE SUB-TOTAL:	\$367,026.00
			TOTAL FRINGE BENEFITS:	\$0.00
<hr/>				
			OFFICE TOTAL:	\$367,026.00
<hr/>				
			COUNTY SUB-TOTAL:	\$367,026.00
			TOTAL FRINGE BENEFITS:	\$0.00
<hr/>				
			COUNTY TOTAL:	\$367,026.00

PROBATION PERSONNEL SALARIES 2016

	SALARY	# EMPLOYEES		TOTAL
Crawford				
PROBATION				
Chief Probation Officer	\$58,756.00	1		\$58,756.00
			PERSONNEL TOTAL :	\$58,756.00
Probation Officer	\$44,426.00	1		\$44,426.00
			PERSONNEL TOTAL :	\$44,426.00
Clerical Personnel	\$21,500.00	1		\$21,500.00
			PERSONNEL TOTAL :	\$21,500.00
			OFFICE SUB-TOTAL:	\$124,682.00
			TOTAL FRINGE BENEFITS:	\$0.00
			OFFICE TOTAL:	\$124,682.00
			COUNTY SUB-TOTAL:	\$124,682.00
			TOTAL FRINGE BENEFITS:	\$0.00
			COUNTY TOTAL:	\$124,682.00
Daviess				
PROBATION				
Chief Probation Officer	\$66,630.00	1		\$66,630.00
			PERSONNEL TOTAL :	\$66,630.00
Probation Officer	\$59,130.00	1		\$59,130.00
	\$48,869.00	1		\$48,869.00
	\$44,426.00	1		\$44,426.00
	\$38,496.00	2		\$76,992.00
			PERSONNEL TOTAL :	\$229,417.00
Clerical Personnel	\$34,682.00	1		\$34,682.00
	\$12,960.00	1		\$12,960.00
			PERSONNEL TOTAL :	\$47,642.00
			OFFICE SUB-TOTAL:	\$343,689.00
			TOTAL FRINGE BENEFITS:	\$0.00
			OFFICE TOTAL:	\$343,689.00
			COUNTY SUB-TOTAL:	\$343,689.00
			TOTAL FRINGE BENEFITS:	\$0.00
			COUNTY TOTAL:	\$343,689.00
Dearborn				
PROBATION				
Chief Probation Officer	\$71,626.00	1		\$71,626.00
	\$69,563.00	1		\$69,563.00
			PERSONNEL TOTAL :	\$141,189.00
Probation Officer	\$64,514.00	1		\$64,514.00
	\$60,328.00	1		\$60,328.00
	\$52,249.00	1		\$52,249.00
	\$40,673.00	1		\$40,673.00
	\$21,483.00	1		\$21,483.00
	\$23,314.00	1		\$23,314.00

PROBATION PERSONNEL SALARIES 2016

	SALARY	# EMPLOYEES		TOTAL
Dearborn				
Probation Officer	\$47,026.00	1		\$47,026.00
	\$28,657.00	1		\$28,657.00
	\$48,979.00	1		\$48,979.00
	\$38,686.00	1		\$38,686.00
	\$32,956.00	1		\$32,956.00
	\$46,926.00	1		\$46,926.00
			PERSONNEL TOTAL :	\$505,791.00
Clerical Personnel	\$35,347.00	1		\$35,347.00
	\$30,327.00	1		\$30,327.00
	\$32,956.00	1		\$32,956.00
	\$19,994.00	1		\$19,994.00
	\$10,388.00	1		\$10,388.00
			PERSONNEL TOTAL :	\$129,012.00
Other Personnel	\$33,013.00	1		\$33,013.00
	\$9,087.00	1		\$9,087.00
	\$57,298.00	1		\$57,298.00
	\$12,866.00	0		\$12,866.00
			PERSONNEL TOTAL :	\$112,264.00
			OFFICE SUB-TOTAL:	\$888,256.00
			TOTAL FRINGE BENEFITS:	\$166,272.00
			OFFICE TOTAL:	\$1,054,528.00
			COUNTY SUB-TOTAL:	\$888,256.00
			TOTAL FRINGE BENEFITS:	\$166,272.00
			COUNTY TOTAL:	\$1,054,528.00
Decatur				
ADULT PROBATION				
Chief Probation Officer	\$61,693.80	1		\$61,693.80
			PERSONNEL TOTAL :	\$61,693.80
Probation Officer	\$51,312.45	1		\$51,312.45
			PERSONNEL TOTAL :	\$51,312.45
Clerical Personnel	\$34,565.25	1		\$34,565.25
			PERSONNEL TOTAL :	\$34,565.25
			OFFICE SUB-TOTAL:	\$147,571.50
			TOTAL FRINGE BENEFITS:	\$0.00
			OFFICE TOTAL:	\$147,571.50
			COUNTY SUB-TOTAL:	\$147,571.50
			TOTAL FRINGE BENEFITS:	\$0.00
			COUNTY TOTAL:	\$147,571.50
DeKalb				
PROBATION				
Chief Probation Officer	\$63,756.00	1		\$63,756.00
			PERSONNEL TOTAL :	\$63,756.00

PROBATION PERSONNEL SALARIES 2016

	SALARY	# EMPLOYEES		TOTAL
DeKalb				
Probation Officer	\$59,130.00	3		\$177,390.00
	\$48,869.00	2		\$97,738.00
	\$33,362.00	2		\$66,724.00
	\$32,148.00	1		\$32,148.00
	\$53,756.00	1		\$53,756.00
	PERSONNEL TOTAL :			\$427,756.00
Clerical Personnel	\$31,039.00	1		\$31,039.00
	\$25,685.00	1		\$25,685.00
	\$25,487.00	1		\$25,487.00
	PERSONNEL TOTAL :			\$82,211.00
OFFICE SUB-TOTAL:				\$573,723.00
TOTAL FRINGE BENEFITS:				\$0.00
OFFICE TOTAL:				\$573,723.00
COUNTY SUB-TOTAL:				\$573,723.00
TOTAL FRINGE BENEFITS:				\$0.00
COUNTY TOTAL:				\$573,723.00
Delaware				
ADULT PROBATION				
Probation Officer	\$64,130.00	1		\$64,130.00
	\$44,426.00	1		\$44,426.00
	\$48,869.00	1		\$48,869.00
	\$46,647.00	1		\$46,647.00
	\$53,756.00	1		\$53,756.00
	\$44,426.00	1		\$44,426.00
	\$38,496.00	1		\$38,496.00
	\$53,756.00	1		\$53,756.00
	\$59,130.00	1		\$59,130.00
	\$48,869.00	1		\$48,869.00
	\$44,426.00	1		\$44,426.00
	PERSONNEL TOTAL :			\$546,931.00
Clerical Personnel	\$33,037.00	1		\$33,037.00
	\$32,067.00	1		\$32,067.00
	\$31,811.00	1		\$31,811.00
	PERSONNEL TOTAL :			\$96,915.00
OFFICE SUB-TOTAL:				\$643,846.00
TOTAL FRINGE BENEFITS:				\$0.00
OFFICE TOTAL:				\$643,846.00
JUVENILE PROBATION				
Chief Probation Officer	\$74,130.00	1		\$74,130.00
	PERSONNEL TOTAL :			\$74,130.00
Probation Officer	\$62,086.00	1		\$62,086.00
	\$48,869.00	1		\$48,869.00
	\$48,869.00	1		\$48,869.00

PROBATION PERSONNEL SALARIES 2016

	SALARY	# EMPLOYEES		TOTAL
Delaware				
Probation Officer	\$46,460.00	1		\$46,460.00
	\$36,820.00	1		\$36,820.00
			PERSONNEL TOTAL :	\$243,104.00
Clerical Personnel	\$31,277.00	1		\$31,277.00
	\$32,013.00	1		\$32,013.00
			PERSONNEL TOTAL :	\$63,290.00
			OFFICE SUB-TOTAL:	\$380,524.00
			TOTAL FRINGE BENEFITS:	\$0.00
			OFFICE TOTAL:	\$380,524.00
MUNCIE CITY PROBATION				
Chief Probation Officer	\$66,573.08	1		\$66,573.08
			PERSONNEL TOTAL :	\$66,573.08
			OFFICE SUB-TOTAL:	\$66,573.08
			TOTAL FRINGE BENEFITS:	\$16,247.00
			OFFICE TOTAL:	\$82,820.08
			COUNTY SUB-TOTAL:	\$1,090,943.08
			TOTAL FRINGE BENEFITS:	\$16,247.00
			COUNTY TOTAL:	\$1,107,190.08
Dubois				
PROBATION				
Chief Probation Officer	\$58,390.80	1		\$58,390.80
			PERSONNEL TOTAL :	\$58,390.80
Probation Officer	\$44,425.94	3		\$133,277.82
	\$57,384.01	1		\$57,384.01
	\$48,870.00	1		\$48,870.00
			PERSONNEL TOTAL :	\$239,531.83
Clerical Personnel	\$32,570.00	1		\$32,570.00
	\$33,570.00	1		\$33,570.00
			PERSONNEL TOTAL :	\$66,140.00
			OFFICE SUB-TOTAL:	\$364,062.63
			TOTAL FRINGE BENEFITS:	\$186,768.66
			OFFICE TOTAL:	\$550,831.29
			COUNTY SUB-TOTAL:	\$364,062.63
			TOTAL FRINGE BENEFITS:	\$186,768.66
			COUNTY TOTAL:	\$550,831.29
Elkhart				
ELKHART CITY PROBATION				
Chief Probation Officer	\$70,641.00	1		\$70,641.00
			PERSONNEL TOTAL :	\$70,641.00
Probation Officer	\$60,040.00	1		\$60,040.00

PROBATION PERSONNEL SALARIES 2016

	SALARY	# EMPLOYEES	TOTAL
Elkhart			
Probation Officer	\$60,040.00	1	\$60,040.00
	\$46,108.00	1	\$46,108.00
			PERSONNEL TOTAL :
			\$166,188.00
Clerical Personnel	\$47,617.00	1	\$47,617.00
	\$42,052.00	1	\$42,052.00
			PERSONNEL TOTAL :
			\$89,669.00
Other Personnel	\$9,500.00	1	\$9,500.00
			PERSONNEL TOTAL :
			\$9,500.00
			OFFICE SUB-TOTAL: \$335,998.00
			TOTAL FRINGE BENEFITS: \$0.00
			OFFICE TOTAL: \$335,998.00
GOSHEN CITY PROBATION			
Chief Probation Officer	\$54,481.50	1	\$54,481.50
			PERSONNEL TOTAL :
			\$54,481.50
			OFFICE SUB-TOTAL: \$54,481.50
			TOTAL FRINGE BENEFITS: \$0.00
			OFFICE TOTAL: \$54,481.50
JUVENILE PROBATION			
Chief Probation Officer	\$59,430.02	1	\$59,430.02
			PERSONNEL TOTAL :
			\$59,430.02
Probation Officer	\$63,768.90	1	\$63,768.90
	\$78,769.89	1	\$78,769.89
	\$59,162.83	1	\$59,162.83
	\$38,675.20	1	\$38,675.20
	\$35,780.00	1	\$35,780.00
	\$17,336.97	1	\$17,336.97
	\$29,812.80	1	\$29,812.80
	\$34,611.20	1	\$34,611.20
	\$33,761.60	1	\$33,761.60
	\$33,289.00	1	\$33,289.00
	\$43,035.20	2	\$86,070.40
	\$53,768.00	1	\$53,768.00
			PERSONNEL TOTAL :
			\$564,806.79
Clerical Personnel	\$25,758.72	1	\$25,758.72
	\$27,324.20	1	\$27,324.20
			PERSONNEL TOTAL :
			\$53,082.92
Other Personnel	\$19,436.16	1	\$19,436.16
	\$17,121.50	1	\$17,121.50
	\$54,636.66	1	\$54,636.66
	\$10,808.71	1	\$10,808.71
	\$31,422.03	1	\$31,422.03
	\$51,800.58	1	\$51,800.58
	\$8,061.46	1	\$8,061.46

PROBATION PERSONNEL SALARIES 2016

	SALARY	# EMPLOYEES	TOTAL
Elkhart			
Other Personnel	\$9,141.25	1	\$9,141.25
	\$8,914.88	1	\$8,914.88
	\$10,708.00	1	\$10,708.00
	\$36,597.82	1	\$36,597.82
	\$32,825.73	1	\$32,825.73
	\$31,804.24	1	\$31,804.24
	\$24,501.69	1	\$24,501.69
	\$28,162.50	1	\$28,162.50
	\$28,854.79	1	\$28,854.79
	\$40,614.34	1	\$40,614.34
	\$40,327.82	1	\$40,327.82
	\$47,665.90	1	\$47,665.90
	\$27,630.72	1	\$27,630.72
	\$15,532.27	1	\$15,532.27
	\$44,118.52	1	\$44,118.52
	PERSONNEL TOTAL :		\$620,687.57
			OFFICE SUB-TOTAL: \$1,298,007.30
			TOTAL FRINGE BENEFITS: \$0.00
			OFFICE TOTAL: \$1,298,007.30
PROBATION			
Chief Probation Officer	\$74,135.10	1	\$74,135.10
	PERSONNEL TOTAL :		\$74,135.10
Probation Officer	\$69,136.08	1	\$69,136.08
	\$61,449.57	1	\$61,449.57
	\$37,190.40	1	\$37,190.40
	\$54,787.20	1	\$54,787.20
	\$57,483.20	1	\$57,483.20
	\$48,880.00	5	\$244,400.00
	\$60,037.92	1	\$60,037.92
	\$35,808.00	1	\$35,808.00
	\$43,466.40	1	\$43,466.40
	\$60,153.60	1	\$60,153.60
	\$45,448.00	1	\$45,448.00
	\$62,088.00	1	\$62,088.00
	\$59,134.40	2	\$118,268.80
	\$53,768.00	2	\$107,536.00
	\$42,071.20	1	\$42,071.20
	PERSONNEL TOTAL :		\$1,099,324.37
Clerical Personnel	\$24,017.76	1	\$24,017.76
	\$22,542.17	1	\$22,542.17
	\$12,435.61	1	\$12,435.61
	\$32,952.25	2	\$65,904.50
	\$39,128.55	1	\$39,128.55
	\$11,232.00	1	\$11,232.00
	PERSONNEL TOTAL :		\$175,260.59
Other Personnel	\$6,000.00	1	\$6,000.00

PROBATION PERSONNEL SALARIES 2016

	SALARY	# EMPLOYEES		TOTAL
Elkhart				
Other Personnel	\$3,500.00	2		\$7,000.00
	\$26,478.40	1		\$26,478.40
	\$26,488.80	1		\$26,488.80
	\$6,533.50	1		\$6,533.50
			PERSONNEL TOTAL :	\$72,500.70
			OFFICE SUB-TOTAL:	\$1,421,220.76
			TOTAL FRINGE BENEFITS:	\$149,385.50
			OFFICE TOTAL:	\$1,570,606.26
			COUNTY SUB-TOTAL:	\$3,109,707.56
			TOTAL FRINGE BENEFITS:	\$149,385.50
			COUNTY TOTAL:	\$3,259,093.06
Fayette				
PROBATION				
Chief Probation Officer	\$66,630.00	1		\$66,630.00
			PERSONNEL TOTAL :	\$66,630.00
Probation Officer	\$38,496.00	1		\$38,496.00
	\$59,130.00	1		\$59,130.00
	\$44,426.00	1		\$44,426.00
	\$48,869.00	1		\$48,869.00
	\$59,130.00	1		\$59,130.00
	\$33,112.00	2		\$66,224.00
			PERSONNEL TOTAL :	\$316,275.00
Clerical Personnel	\$17,747.00	1		\$17,747.00
	\$23,297.00	1		\$23,297.00
	\$25,097.00	1		\$25,097.00
	\$25,000.00	0		\$25,000.00
			PERSONNEL TOTAL :	\$91,141.00
			OFFICE SUB-TOTAL:	\$474,046.00
			TOTAL FRINGE BENEFITS:	\$223,922.14
			OFFICE TOTAL:	\$697,968.14
			COUNTY SUB-TOTAL:	\$474,046.00
			TOTAL FRINGE BENEFITS:	\$223,922.14
			COUNTY TOTAL:	\$697,968.14
Floyd				
PROBATION				
Chief Probation Officer	\$69,129.74	1		\$69,129.74
			PERSONNEL TOTAL :	\$69,129.74
Probation Officer	\$61,333.16	1		\$61,333.16
	\$49,426.04	1		\$49,426.04
	\$22,897.19	1		\$22,897.19
	\$49,714.75	1		\$49,714.75
	\$54,781.72	1		\$54,781.72
	\$44,426.00	0		\$44,426.00

PROBATION PERSONNEL SALARIES 2016

	SALARY	# EMPLOYEES		TOTAL
Floyd				
Probation Officer	\$48,869.00	2		\$97,738.00
	\$35,802.16	1		\$35,802.16
	\$14,961.17	1		\$14,961.17
	\$44,264.24	1		\$44,264.24
	\$56,236.38	1		\$56,236.38
	\$52,101.84	1		\$52,101.84
			PERSONNEL TOTAL :	\$583,682.65
Clerical Personnel	\$34,012.92	1		\$34,012.92
	\$34,138.00	6		\$204,828.00
	\$33,881.45	1		\$33,881.45
			PERSONNEL TOTAL :	\$272,722.37
			OFFICE SUB-TOTAL:	\$925,534.76
			TOTAL FRINGE BENEFITS:	\$196,502.19
			OFFICE TOTAL:	\$1,122,036.95
			COUNTY SUB-TOTAL:	\$925,534.76
			TOTAL FRINGE BENEFITS:	\$196,502.19
			COUNTY TOTAL:	\$1,122,036.95
Fountain				
PROBATION				
Chief Probation Officer	\$64,081.94	1		\$64,081.94
			PERSONNEL TOTAL :	\$64,081.94
Probation Officer	\$55,777.26	1		\$55,777.26
			PERSONNEL TOTAL :	\$55,777.26
Clerical Personnel	\$26,464.52	1		\$26,464.52
			PERSONNEL TOTAL :	\$26,464.52
			OFFICE SUB-TOTAL:	\$146,323.72
			TOTAL FRINGE BENEFITS:	\$0.00
			OFFICE TOTAL:	\$146,323.72
			COUNTY SUB-TOTAL:	\$146,323.72
			TOTAL FRINGE BENEFITS:	\$0.00
			COUNTY TOTAL:	\$146,323.72
Franklin				
PROBATION				
Chief Probation Officer	\$58,756.00	1		\$58,756.00
			PERSONNEL TOTAL :	\$58,756.00
Probation Officer	\$40,080.88	1		\$40,080.88
			PERSONNEL TOTAL :	\$40,080.88
Clerical Personnel	\$20,263.00	1		\$20,263.00
			PERSONNEL TOTAL :	\$20,263.00

PROBATION PERSONNEL SALARIES 2016

	SALARY	# EMPLOYEES		TOTAL
Franklin				
Other Personnel	\$22,273.94	1		\$22,273.94
			PERSONNEL TOTAL :	\$22,273.94
			OFFICE SUB-TOTAL:	\$141,373.82
			TOTAL FRINGE BENEFITS:	\$30,038.03
			OFFICE TOTAL:	\$171,411.85
			COUNTY SUB-TOTAL:	\$141,373.82
			TOTAL FRINGE BENEFITS:	\$30,038.03
			COUNTY TOTAL:	\$171,411.85
Fulton				
PROBATION				
Chief Probation Officer	\$81,587.00	1		\$81,587.00
			PERSONNEL TOTAL :	\$81,587.00
Probation Officer	\$59,130.00	3		\$177,390.00
	\$44,426.00	1		\$44,426.00
			PERSONNEL TOTAL :	\$221,816.00
Clerical Personnel	\$26,377.00	1		\$26,377.00
	\$27,650.00	1		\$27,650.00
			PERSONNEL TOTAL :	\$54,027.00
			OFFICE SUB-TOTAL:	\$357,430.00
			TOTAL FRINGE BENEFITS:	\$117,380.00
			OFFICE TOTAL:	\$474,810.00
			COUNTY SUB-TOTAL:	\$357,430.00
			TOTAL FRINGE BENEFITS:	\$117,380.00
			COUNTY TOTAL:	\$474,810.00
Gibson				
PROBATION				
Probation Officer	\$7,455.36	1		\$7,455.36
			PERSONNEL TOTAL :	\$7,455.36
Clerical Personnel	\$17,448.88	1		\$17,448.88
	\$33,684.80	1		\$33,684.80
	\$32,255.20	1		\$32,255.20

PROBATION PERSONNEL SALARIES 2016

	SALARY	# EMPLOYEES		TOTAL
Gibson				
Clerical Personnel	\$33,950.00	1		\$33,950.00
			PERSONNEL TOTAL :	\$117,338.88
			OFFICE SUB-TOTAL:	\$124,794.24
			TOTAL FRINGE BENEFITS:	\$0.00
			OFFICE TOTAL:	\$124,794.24
			COUNTY SUB-TOTAL:	\$124,794.24
			TOTAL FRINGE BENEFITS:	\$0.00
			COUNTY TOTAL:	\$124,794.24
Grant				
GAS CITY PROBATION				
Chief Probation Officer	\$39,440.00	1		\$39,440.00
			PERSONNEL TOTAL :	\$39,440.00
			OFFICE SUB-TOTAL:	\$39,440.00
			TOTAL FRINGE BENEFITS:	\$0.00
			OFFICE TOTAL:	\$39,440.00
MARION CITY PROBATION				
Chief Probation Officer	\$44,425.00	1		\$44,425.00
			PERSONNEL TOTAL :	\$44,425.00
Clerical Personnel	\$19,699.20	1		\$19,699.20
			PERSONNEL TOTAL :	\$19,699.20
			OFFICE SUB-TOTAL:	\$64,124.20
			TOTAL FRINGE BENEFITS:	\$0.00
			OFFICE TOTAL:	\$64,124.20
PROBATION				
Chief Probation Officer	\$77,087.00	1		\$77,087.00
			PERSONNEL TOTAL :	\$77,087.00
Probation Officer	\$69,130.00	1		\$69,130.00
	\$48,869.00	1		\$48,869.00
	\$59,130.00	3		\$177,390.00
	\$45,426.00	1		\$45,426.00
	\$56,444.00	1		\$56,444.00
	\$53,756.00	1		\$53,756.00

PROBATION PERSONNEL SALARIES 2016

Grant	SALARY	# EMPLOYEES	TOTAL
Probation Officer	\$58,944.00	1	\$58,944.00
	\$57,444.00	1	\$57,444.00
	\$49,356.00	1	\$49,356.00
	\$53,756.00	1	\$53,756.00
	\$45,426.00	1	\$45,426.00
	\$48,869.00	1	\$48,869.00
	\$44,348.00	1	\$44,348.00
	\$62,087.00	1	\$62,087.00
	\$35,605.00	3	\$106,815.00
			PERSONNEL TOTAL :
			\$978,060.00
Clerical Personnel	\$32,497.00	1	\$32,497.00
	\$31,996.00	1	\$31,996.00
	\$25,173.00	1	\$25,173.00
	\$24,674.00	2	\$49,348.00
			PERSONNEL TOTAL :
			\$139,014.00
Other Personnel	\$10,180.00	2	\$20,360.00
			PERSONNEL TOTAL :
			\$20,360.00
			OFFICE SUB-TOTAL:
			\$1,214,521.00
			TOTAL FRINGE BENEFITS:
			\$0.00
			OFFICE TOTAL:
			\$1,214,521.00
			COUNTY SUB-TOTAL:
			\$1,318,085.20
			TOTAL FRINGE BENEFITS:
			\$0.00
			COUNTY TOTAL:
			\$1,318,085.20
Greene			
PROBATION			
Chief Probation Officer	\$66,630.00	1	\$66,630.00
			PERSONNEL TOTAL :
			\$66,630.00
Probation Officer	\$53,756.00	2	\$107,512.00
	\$44,426.00	1	\$44,426.00
			PERSONNEL TOTAL :
			\$151,938.00
Clerical Personnel	\$29,238.00	2	\$58,476.00
			PERSONNEL TOTAL :
			\$58,476.00
			OFFICE SUB-TOTAL:
			\$277,044.00
			TOTAL FRINGE BENEFITS:
			\$15,161.99
			OFFICE TOTAL:
			\$292,205.99
			COUNTY SUB-TOTAL:
			\$277,044.00
			TOTAL FRINGE BENEFITS:
			\$15,161.99
			COUNTY TOTAL:
			\$292,205.99

PROBATION PERSONNEL SALARIES 2016

	SALARY	# EMPLOYEES	TOTAL
Hamilton			
PROBATION			
Chief Probation Officer	\$95,125.00	1	\$95,125.00
			PERSONNEL TOTAL :
			\$95,125.00
Probation Officer	\$86,477.00	1	\$86,477.00
	\$84,331.00	1	\$84,331.00
	\$71,928.00	1	\$71,928.00
	\$70,131.00	1	\$70,131.00
	\$67,980.00	1	\$67,980.00
	\$38,528.00	2	\$77,056.00
	\$38,124.00	1	\$38,124.00
	\$38,045.00	1	\$38,045.00
	\$37,406.00	1	\$37,406.00
	\$29,911.00	1	\$29,911.00
	\$44,426.00	3	\$133,278.00
	\$43,024.00	3	\$129,072.00
	\$41,530.00	1	\$41,530.00
	\$41,278.00	1	\$41,278.00
	\$39,684.00	2	\$79,368.00
	\$39,648.00	1	\$39,648.00
	\$49,426.00	1	\$49,426.00
	\$49,251.00	1	\$49,251.00
	\$48,869.00	7	\$342,083.00
	\$48,424.00	1	\$48,424.00
	\$46,117.00	9	\$415,053.00
	\$44,774.00	3	\$134,322.00
	\$61,381.00	3	\$184,143.00
	\$55,802.00	2	\$111,604.00
	\$54,177.00	3	\$162,531.00
	\$53,927.00	1	\$53,927.00
	\$51,714.00	1	\$51,714.00
	\$51,607.00	1	\$51,607.00
	\$66,791.00	1	\$66,791.00
	\$66,437.00	1	\$66,437.00
	\$64,395.00	1	\$64,395.00
	\$64,274.00	1	\$64,274.00
	\$61,766.00	1	\$61,766.00
	\$61,418.00	1	\$61,418.00
			PERSONNEL TOTAL :
			\$3,104,729.00
Clerical Personnel	\$38,366.00	1	\$38,366.00
	\$37,279.00	1	\$37,279.00
	\$35,648.00	1	\$35,648.00
	\$34,794.00	1	\$34,794.00
	\$32,309.00	1	\$32,309.00
	\$46,232.00	1	\$46,232.00
	\$42,250.00	1	\$42,250.00
			PERSONNEL TOTAL :
			\$266,878.00

PROBATION PERSONNEL SALARIES 2016

	SALARY	# EMPLOYEES		TOTAL
Hamilton				
Other Personnel	\$14,574.00	1		\$14,574.00
	\$3,341.00	1		\$3,341.00
PERSONNEL TOTAL :				\$17,915.00
OFFICE SUB-TOTAL:				\$3,484,647.00
TOTAL FRINGE BENEFITS:				\$0.00
OFFICE TOTAL:				\$3,484,647.00
COUNTY SUB-TOTAL:				\$3,484,647.00
TOTAL FRINGE BENEFITS:				\$0.00
COUNTY TOTAL:				\$3,484,647.00
Hancock				
PROBATION				
Chief Probation Officer	\$76,135.00	1		\$76,135.00
PERSONNEL TOTAL :				\$76,135.00
Probation Officer	\$53,857.00	1		\$53,857.00
	\$59,131.00	3		\$177,393.00
	\$50,454.00	1		\$50,454.00
	\$47,699.00	1		\$47,699.00
	\$45,427.00	1		\$45,427.00
	\$40,152.00	1		\$40,152.00
	\$59,139.00	1		\$59,139.00
	\$55,543.00	1		\$55,543.00
	\$44,427.00	1		\$44,427.00
	\$58,757.00	1		\$58,757.00
	\$59,130.00	2		\$118,260.00
	\$64,130.00	1		\$64,130.00
PERSONNEL TOTAL :				\$815,238.00
Clerical Personnel	\$31,877.00	2		\$63,754.00
	\$26,648.00	1		\$26,648.00
	\$34,103.00	1		\$34,103.00
	\$12,355.50	2		\$24,711.00
	\$11,538.00	1		\$11,538.00
PERSONNEL TOTAL :				\$160,754.00
OFFICE SUB-TOTAL:				\$1,052,127.00
TOTAL FRINGE BENEFITS:				\$0.00
OFFICE TOTAL:				\$1,052,127.00
COUNTY SUB-TOTAL:				\$1,052,127.00
TOTAL FRINGE BENEFITS:				\$0.00
COUNTY TOTAL:				\$1,052,127.00

PROBATION PERSONNEL SALARIES 2016

	SALARY	# EMPLOYEES		TOTAL
Harrison				
ADULT PROBATION				
Chief Probation Officer	\$68,404.00	1		\$68,404.00
			PERSONNEL TOTAL :	\$68,404.00
Probation Officer	\$60,904.00	1		\$60,904.00
	\$45,037.00	1		\$45,037.00
	\$39,651.00	1		\$39,651.00
			PERSONNEL TOTAL :	\$145,592.00
Clerical Personnel	\$29,495.00	3		\$88,485.00
			PERSONNEL TOTAL :	\$88,485.00
			OFFICE SUB-TOTAL:	\$302,481.00
			TOTAL FRINGE BENEFITS:	\$0.00
			OFFICE TOTAL:	\$302,481.00
JUVENILE PROBATION				
Chief Probation Officer	\$67,087.00	1		\$67,087.00
			PERSONNEL TOTAL :	\$67,087.00
Probation Officer	\$53,756.00	1		\$53,756.00
	\$40,760.00	1		\$40,760.00
	\$12,891.00	1		\$12,891.00
			PERSONNEL TOTAL :	\$107,407.00
Clerical Personnel	\$28,514.00	1		\$28,514.00
			PERSONNEL TOTAL :	\$28,514.00
			OFFICE SUB-TOTAL:	\$203,008.00
			TOTAL FRINGE BENEFITS:	\$111,930.00
			OFFICE TOTAL:	\$314,938.00
			COUNTY SUB-TOTAL:	\$505,489.00
			TOTAL FRINGE BENEFITS:	\$111,930.00
			COUNTY TOTAL:	\$617,419.00
Hendricks				
PLAINFIELD TOWN PROBATION				
Chief Probation Officer	\$28,477.99	1		\$28,477.99
			PERSONNEL TOTAL :	\$28,477.99
			OFFICE SUB-TOTAL:	\$28,477.99
			TOTAL FRINGE BENEFITS:	\$0.00
			OFFICE TOTAL:	\$28,477.99
PROBATION				
Chief Probation Officer	\$75,000.00	1		\$75,000.00
	\$56,256.00	1		\$56,256.00
			PERSONNEL TOTAL :	\$131,256.00
Probation Officer	\$60,904.00	1		\$60,904.00

PROBATION PERSONNEL SALARIES 2016

	SALARY	# EMPLOYEES	TOTAL
Hendricks			
Probation Officer	\$60,904.00	1	\$60,904.00
	\$50,335.00	1	\$50,335.00
	\$63,200.00	1	\$63,200.00
	\$55,369.00	1	\$55,369.00
	\$60,904.00	1	\$60,904.00
	\$69,130.00	1	\$69,130.00
	\$50,335.00	1	\$50,335.00
	\$60,904.00	1	\$60,904.00
	\$52,852.00	1	\$52,852.00
	\$50,335.00	1	\$50,335.00
	\$50,335.00	1	\$50,335.00
	\$50,335.00	1	\$50,335.00
	\$63,949.00	1	\$63,949.00
	\$32,148.00	1	\$32,148.00
	\$50,335.00	1	\$50,335.00
	\$55,369.00	1	\$55,369.00
	\$50,335.00	1	\$50,335.00
	PERSONNEL TOTAL :		\$987,978.00
Clerical Personnel	\$29,721.00	1	\$29,721.00
	\$29,721.00	1	\$29,721.00
	\$29,721.00	1	\$29,721.00
	\$29,721.00	1	\$29,721.00
	PERSONNEL TOTAL :		\$118,884.00
Other Personnel	\$13,000.00	1	\$13,000.00
	PERSONNEL TOTAL :		\$13,000.00
	OFFICE SUB-TOTAL:		\$1,251,118.00
	TOTAL FRINGE BENEFITS:		\$0.00
	OFFICE TOTAL:		\$1,251,118.00
	COUNTY SUB-TOTAL:		\$1,279,595.99
	TOTAL FRINGE BENEFITS:		\$0.00
	COUNTY TOTAL:		\$1,279,595.99

Henry

PROBATION

Chief Probation Officer	\$69,130.00	1	\$69,130.00
	PERSONNEL TOTAL :		\$69,130.00
Probation Officer	\$32,148.00	2	\$64,296.00
	\$59,130.00	1	\$59,130.00
	\$53,756.00	1	\$53,756.00
	\$44,426.00	3	\$133,278.00
	\$48,869.00	1	\$48,869.00
	\$43,024.00	1	\$43,024.00
	PERSONNEL TOTAL :		\$402,353.00
Clerical Personnel	\$32,364.00	1	\$32,364.00
	\$31,364.00	2	\$62,728.00

PROBATION PERSONNEL SALARIES 2016

	SALARY	# EMPLOYEES	TOTAL
Henry			
Clerical Personnel	\$7,000.00	1	\$7,000.00
			PERSONNEL TOTAL :
			\$102,092.00
			OFFICE SUB-TOTAL:
			\$573,575.00
			TOTAL FRINGE BENEFITS:
			\$351,665.00
			OFFICE TOTAL:
			\$925,240.00
			COUNTY SUB-TOTAL:
			\$573,575.00
			TOTAL FRINGE BENEFITS:
			\$351,665.00
			COUNTY TOTAL:
			\$925,240.00
Howard			
PROBATION			
Chief Probation Officer	\$59,184.03	1	\$59,184.03
			PERSONNEL TOTAL :
Probation Officer	\$42,181.31	1	\$42,181.31
	\$51,108.79	1	\$51,108.79
	\$50,885.44	1	\$50,885.44
	\$54,082.06	1	\$54,082.06
	\$44,240.16	1	\$44,240.16
	\$42,674.60	1	\$42,674.60
	\$44,239.96	1	\$44,239.96
	\$63,865.08	1	\$63,865.08
	\$53,531.88	1	\$53,531.88
	\$54,240.12	1	\$54,240.12
	\$11,617.30	1	\$11,617.30
	\$46,406.50	1	\$46,406.50
	\$46,406.50	1	\$46,406.50
	\$59,184.72	1	\$59,184.72
	\$58,886.08	1	\$58,886.08
	\$56,157.73	1	\$56,157.73
	\$55,988.63	1	\$55,988.63
	\$56,629.24	1	\$56,629.24
	\$36,847.07	1	\$36,847.07
	\$48,666.28	1	\$48,666.28
	\$42,181.31	1	\$42,181.31
	\$63,865.48	1	\$63,865.48
	\$19,543.74	1	\$19,543.74
	\$25,260.27	1	\$25,260.27

PROBATION PERSONNEL SALARIES 2016

	SALARY	# EMPLOYEES	TOTAL
Howard			
Probation Officer	\$53,754.38	1	\$53,754.38
			PERSONNEL TOTAL :
			\$1,182,444.63
Clerical Personnel	\$29,501.39	1	\$29,501.39
	\$34,862.80	1	\$34,862.80
	\$30,199.00	1	\$30,199.00
	\$18,902.21	1	\$18,902.21
			PERSONNEL TOTAL :
			\$113,465.40
			OFFICE SUB-TOTAL:
			\$1,355,094.06
			TOTAL FRINGE BENEFITS:
			\$557,359.13
			OFFICE TOTAL:
			\$1,912,453.19
			COUNTY SUB-TOTAL:
			\$1,355,094.06
			TOTAL FRINGE BENEFITS:
			\$557,359.13
			COUNTY TOTAL:
			\$1,912,453.19

Huntington			
PROBATION			
Chief Probation Officer	\$60,816.24	1	\$60,816.24
			PERSONNEL TOTAL :
			\$60,816.24
Probation Officer	\$54,394.06	1	\$54,394.06
	\$45,859.92	3	\$137,579.76
	\$29,597.45	2	\$59,194.90
			PERSONNEL TOTAL :
			\$251,168.72
Clerical Personnel	\$25,886.12	1	\$25,886.12
			PERSONNEL TOTAL :
			\$25,886.12
Other Personnel	\$34,604.96	1	\$34,604.96
			PERSONNEL TOTAL :
			\$34,604.96
			OFFICE SUB-TOTAL:
			\$372,476.04
			TOTAL FRINGE BENEFITS:
			\$0.00
			OFFICE TOTAL:
			\$372,476.04
			COUNTY SUB-TOTAL:
			\$372,476.04
			TOTAL FRINGE BENEFITS:
			\$0.00
			COUNTY TOTAL:
			\$372,476.04

Jackson			
PROBATION			
Chief Probation Officer	\$63,905.00	1	\$63,905.00
			PERSONNEL TOTAL :
			\$63,905.00
Probation Officer	\$48,869.00	1	\$48,869.00
	\$53,756.00	2	\$107,512.00
	\$39,555.00	1	\$39,555.00
	\$49,957.00	1	\$49,957.00
			PERSONNEL TOTAL :
			\$245,893.00

PROBATION PERSONNEL SALARIES 2016

	SALARY	# EMPLOYEES		TOTAL
Jackson				
Clerical Personnel	\$31,022.00	1		\$31,022.00
	\$28,545.00	1		\$28,545.00
			PERSONNEL TOTAL :	\$59,567.00
Other Personnel	\$8,587.00	1		\$8,587.00
			PERSONNEL TOTAL :	\$8,587.00
			OFFICE SUB-TOTAL:	\$377,952.00
			TOTAL FRINGE BENEFITS:	\$132,049.00
			OFFICE TOTAL:	\$510,001.00
			COUNTY SUB-TOTAL:	\$377,952.00
			TOTAL FRINGE BENEFITS:	\$132,049.00
			COUNTY TOTAL:	\$510,001.00
Jasper				
PROBATION				
Chief Probation Officer	\$67,630.00	1		\$67,630.00
			PERSONNEL TOTAL :	\$67,630.00
Probation Officer	\$64,130.00	1		\$64,130.00
	\$54,756.00	2		\$109,512.00
	\$45,426.00	1		\$45,426.00
	\$32,148.00	1		\$32,148.00
	\$19,336.00	1		\$19,336.00
			PERSONNEL TOTAL :	\$270,552.00
Clerical Personnel	\$37,105.00	1		\$37,105.00
	\$35,129.00	1		\$35,129.00
			PERSONNEL TOTAL :	\$72,234.00
			OFFICE SUB-TOTAL:	\$410,416.00
			TOTAL FRINGE BENEFITS:	\$247,720.00
			OFFICE TOTAL:	\$658,136.00
			COUNTY SUB-TOTAL:	\$410,416.00
			TOTAL FRINGE BENEFITS:	\$247,720.00
			COUNTY TOTAL:	\$658,136.00
Jay				
PROBATION				
Chief Probation Officer	\$53,310.30	2		\$106,620.60
			PERSONNEL TOTAL :	\$106,620.60

PROBATION PERSONNEL SALARIES 2016

	SALARY	# EMPLOYEES		TOTAL
Jay				
Clerical Personnel	\$26,508.40	1		\$26,508.40
			PERSONNEL TOTAL :	\$26,508.40
<hr/>				
			OFFICE SUB-TOTAL:	\$133,129.00
			TOTAL FRINGE BENEFITS:	\$27,970.59
<hr/>				
			OFFICE TOTAL:	\$161,099.59
<hr/>				
			COUNTY SUB-TOTAL:	\$133,129.00
			TOTAL FRINGE BENEFITS:	\$27,970.59
<hr/>				
			COUNTY TOTAL:	\$161,099.59
<hr/>				
Jefferson				
PROBATION				
Chief Probation Officer	\$69,586.00	1		\$69,586.00
			PERSONNEL TOTAL :	\$69,586.00
Probation Officer	\$53,756.00	1		\$53,756.00
	\$48,869.00	1		\$48,869.00
	\$44,426.00	1		\$44,426.00
			PERSONNEL TOTAL :	\$147,051.00
Clerical Personnel	\$33,500.00	1		\$33,500.00
			PERSONNEL TOTAL :	\$33,500.00
<hr/>				
			OFFICE SUB-TOTAL:	\$250,137.00
			TOTAL FRINGE BENEFITS:	\$0.00
<hr/>				
			OFFICE TOTAL:	\$250,137.00
<hr/>				
			COUNTY SUB-TOTAL:	\$250,137.00
			TOTAL FRINGE BENEFITS:	\$0.00
<hr/>				
			COUNTY TOTAL:	\$250,137.00
<hr/>				
Jennings				
PROBATION				
Chief Probation Officer	\$68,419.81	1		\$68,419.81
			PERSONNEL TOTAL :	\$68,419.81
Probation Officer	\$59,630.00	1		\$59,630.00
	\$59,630.00	1		\$59,630.00
	\$59,630.00	1		\$59,630.00
	\$35,105.00	1		\$35,105.00

PROBATION PERSONNEL SALARIES 2016

	SALARY	# EMPLOYEES		TOTAL
Jennings				
Probation Officer	\$49,369.00	1		\$49,369.00
			PERSONNEL TOTAL :	\$263,364.00
Clerical Personnel	\$32,259.72	1		\$32,259.72
	\$32,259.72	1		\$32,259.72
	\$24,492.66	1		\$24,492.66
	\$16,093.16	1		\$16,093.16
			PERSONNEL TOTAL :	\$105,105.26
Other Personnel	\$431.60	0		\$431.60
	\$10,959.92	1		\$10,959.92
	\$4,724.27	1		\$4,724.27
			PERSONNEL TOTAL :	\$16,115.79
			OFFICE SUB-TOTAL:	\$453,004.86
			TOTAL FRINGE BENEFITS:	\$2,883.50
			OFFICE TOTAL:	\$455,888.36
			COUNTY SUB-TOTAL:	\$453,004.86
			TOTAL FRINGE BENEFITS:	\$2,883.50
			COUNTY TOTAL:	\$455,888.36

Johnson				
GREENWOOD CITY PROBATION				
Chief Probation Officer	\$62,180.00	1		\$62,180.00
			PERSONNEL TOTAL :	\$62,180.00
Probation Officer	\$46,500.00	2		\$93,000.00
			PERSONNEL TOTAL :	\$93,000.00
Clerical Personnel	\$39,800.00	1		\$39,800.00
			PERSONNEL TOTAL :	\$39,800.00
			OFFICE SUB-TOTAL:	\$194,980.00
			TOTAL FRINGE BENEFITS:	\$0.00
			OFFICE TOTAL:	\$194,980.00

PROBATION				
Chief Probation Officer	\$82,748.47	1		\$82,748.47
			PERSONNEL TOTAL :	\$82,748.47
Probation Officer	\$70,775.20	1		\$70,775.20
	\$69,832.70	1		\$69,832.70
	\$59,833.10	1		\$59,833.10
	\$56,984.28	1		\$56,984.28
	\$56,647.52	1		\$56,647.52
	\$54,360.00	2		\$108,720.00
	\$54,359.93	1		\$54,359.93
	\$52,923.86	1		\$52,923.86
	\$52,010.57	1		\$52,010.57
	\$51,770.50	2		\$103,541.00

PROBATION PERSONNEL SALARIES 2016

	SALARY	# EMPLOYEES		TOTAL
Johnson				
Probation Officer	\$49,418.78	2		\$98,837.56
	\$47,063.12	3		\$141,189.36
	\$46,694.27	1		\$46,694.27
	\$44,804.64	1		\$44,804.64
	\$38,404.45	1		\$38,404.45
	\$35,333.54	1		\$35,333.54
	PERSONNEL TOTAL :			\$1,090,891.98
Clerical Personnel	\$30,036.48	1		\$30,036.48
	\$28,986.38	1		\$28,986.38
	\$4,330.00	1		\$4,330.00
	PERSONNEL TOTAL :			\$63,352.86
OFFICE SUB-TOTAL:				\$1,236,993.31
TOTAL FRINGE BENEFITS:				\$0.00
OFFICE TOTAL:				\$1,236,993.31
COUNTY SUB-TOTAL:				\$1,431,973.31
TOTAL FRINGE BENEFITS:				\$0.00
COUNTY TOTAL:				\$1,431,973.31
Knox				
PROBATION				
Chief Probation Officer	\$76,023.00	1		\$76,023.00
	PERSONNEL TOTAL :			\$76,023.00
Probation Officer	\$66,661.00	1		\$66,661.00
	\$61,130.00	1		\$61,130.00
	\$53,459.00	1		\$53,459.00
	\$50,720.00	1		\$50,720.00
	\$44,426.00	1		\$44,426.00
	\$43,024.00	1		\$43,024.00
	\$45,175.98	1		\$45,175.98
	\$38,496.00	1		\$38,496.00
	PERSONNEL TOTAL :			\$403,091.98
Clerical Personnel	\$29,074.60	1		\$29,074.60
	\$24,638.17	1		\$24,638.17
	PERSONNEL TOTAL :			\$53,712.77
Other Personnel	\$34,001.00	1		\$34,001.00
	\$23,804.63	1		\$23,804.63

PROBATION PERSONNEL SALARIES 2016

	SALARY	# EMPLOYEES		TOTAL
Knox				
Other Personnel	\$11,769.57	0		\$11,769.57
			PERSONNEL TOTAL :	\$69,575.20
			OFFICE SUB-TOTAL:	\$602,402.95
			TOTAL FRINGE BENEFITS:	\$0.00
			OFFICE TOTAL:	\$602,402.95
			COUNTY SUB-TOTAL:	\$602,402.95
			TOTAL FRINGE BENEFITS:	\$0.00
			COUNTY TOTAL:	\$602,402.95
Kosciusko				
PROBATION				
Chief Probation Officer	\$69,130.00	1		\$69,130.00
			PERSONNEL TOTAL :	\$69,130.00
Probation Officer	\$59,130.00	3		\$177,390.00
	\$44,426.00	2		\$88,852.00
	\$53,756.00	1		\$53,756.00
	\$56,444.00	1		\$56,444.00
	\$56,313.00	1		\$56,313.00
	\$32,087.00	1		\$32,087.00
			PERSONNEL TOTAL :	\$464,842.00
Clerical Personnel	\$34,355.00	3		\$103,065.00
			PERSONNEL TOTAL :	\$103,065.00
			OFFICE SUB-TOTAL:	\$637,037.00
			TOTAL FRINGE BENEFITS:	\$0.00
			OFFICE TOTAL:	\$637,037.00
			COUNTY SUB-TOTAL:	\$637,037.00
			TOTAL FRINGE BENEFITS:	\$0.00
			COUNTY TOTAL:	\$637,037.00

PROBATION PERSONNEL SALARIES 2016

	SALARY	# EMPLOYEES		TOTAL
LaGrange				
PROBATION				
Chief Probation Officer	\$61,211.50	1		\$61,211.50
			PERSONNEL TOTAL :	\$61,211.50
Probation Officer	\$48,828.61	2		\$97,657.22
	\$33,470.96	1		\$33,470.96
	\$44,389.17	1		\$44,389.17
			PERSONNEL TOTAL :	\$175,517.35
Clerical Personnel	\$28,616.42	1		\$28,616.42
	\$26,925.78	1		\$26,925.78
			PERSONNEL TOTAL :	\$55,542.20
			OFFICE SUB-TOTAL:	\$292,271.05
			TOTAL FRINGE BENEFITS:	\$98,033.37
			OFFICE TOTAL:	\$390,304.42
			COUNTY SUB-TOTAL:	\$292,271.05
			TOTAL FRINGE BENEFITS:	\$98,033.37
			COUNTY TOTAL:	\$390,304.42

Lake				
ADULT PROBATION				
Chief Probation Officer	\$70,369.00	1		\$70,369.00
			PERSONNEL TOTAL :	\$70,369.00
Probation Officer	\$60,904.00	1		\$60,904.00
	\$55,369.00	1		\$55,369.00
	\$52,875.00	1		\$52,875.00
	\$66,630.00	1		\$66,630.00
	\$51,312.00	1		\$51,312.00
	\$46,642.00	2		\$93,284.00
	\$43,024.00	2		\$86,048.00
	\$34,605.00	1		\$34,605.00
	\$24,000.00	3		\$72,000.00
	\$55,369.00	1		\$55,369.00
	\$53,756.00	3		\$161,268.00
	\$52,758.00	2		\$105,516.00
	\$51,312.00	2		\$102,624.00
	\$50,335.00	3		\$151,005.00
	\$48,869.00	6		\$293,214.00
	\$48,869.00	2		\$97,738.00
	\$61,256.00	1		\$61,256.00
	\$74,130.00	1		\$74,130.00
	\$67,905.00	1		\$67,905.00
	\$62,087.00	1		\$62,087.00
	\$60,087.00	1		\$60,087.00
	\$37,926.00	1		\$37,926.00
	\$59,592.00	1		\$59,592.00
	\$54,180.00	1		\$54,180.00
	\$34,703.00	1		\$34,703.00

PROBATION PERSONNEL SALARIES 2016

Lake	SALARY	# EMPLOYEES	TOTAL
Probation Officer	\$44,608.00	1	\$44,608.00
	\$42,817.00	1	\$42,817.00
			PERSONNEL TOTAL : \$2,139,052.00
Clerical Personnel	\$41.00	1	\$41.00
	\$31,827.00	1	\$31,827.00
	\$5,399.00	1	\$5,399.00
	\$7,000.00	1	\$7,000.00
	\$11,708.00	1	\$11,708.00
	\$4,500.00	3	\$13,500.00
	\$8,055.00	1	\$8,055.00
	\$28,136.00	1	\$28,136.00
	\$27,583.00	1	\$27,583.00
	\$26,902.00	1	\$26,902.00
	\$14,203.00	1	\$14,203.00
	\$7,693.00	2	\$15,386.00
	\$23,782.00	1	\$23,782.00
	\$5,000.00	4	\$20,000.00
	\$31,395.00	1	\$31,395.00
	\$32,272.00	1	\$32,272.00
	\$28,390.00	2	\$56,780.00
	\$15,000.00	1	\$15,000.00
	\$33,727.00	1	\$33,727.00
			PERSONNEL TOTAL : \$402,696.00
Other Personnel	\$28,500.00	1	\$28,500.00
			PERSONNEL TOTAL : \$28,500.00
			OFFICE SUB-TOTAL: \$2,640,617.00
			TOTAL FRINGE BENEFITS: \$97,500.00
			OFFICE TOTAL: \$2,738,117.00
CROWN PT. CITY PROBATION			
Chief Probation Officer	\$4,000.00	1	\$4,000.00
			PERSONNEL TOTAL : \$4,000.00
Probation Officer	\$3,500.00	1	\$3,500.00
			PERSONNEL TOTAL : \$3,500.00
Clerical Personnel	\$19,137.00	1	\$19,137.00
			PERSONNEL TOTAL : \$19,137.00
			OFFICE SUB-TOTAL: \$26,637.00
			TOTAL FRINGE BENEFITS: \$0.00
			OFFICE TOTAL: \$26,637.00
E. CHICAGO CITY PROBATION			
Chief Probation Officer	\$51,716.89	1	\$51,716.89
			PERSONNEL TOTAL : \$51,716.89
Probation Officer	\$47,405.74	1	\$47,405.74
			PERSONNEL TOTAL : \$47,405.74

PROBATION PERSONNEL SALARIES 2016

Lake	SALARY	# EMPLOYEES	TOTAL
Clerical Personnel	\$31,294.21	1	\$31,294.21
	\$32,274.14	1	\$32,274.14
	\$31,238.48	1	\$31,238.48
PERSONNEL TOTAL :			\$94,806.83
OFFICE SUB-TOTAL:			\$193,929.46
TOTAL FRINGE BENEFITS:			\$0.00
OFFICE TOTAL:			\$193,929.46
GARY CITY PROBATION			
Chief Probation Officer	\$64,981.00	1	\$64,981.00
PERSONNEL TOTAL :			\$64,981.00
Probation Officer	\$43,005.00	1	\$43,005.00
	\$43,024.00	1	\$43,024.00
	\$7,020.00	1	\$7,020.00
PERSONNEL TOTAL :			\$93,049.00
Clerical Personnel	\$30,000.00	1	\$30,000.00
	\$8,040.00	1	\$8,040.00
PERSONNEL TOTAL :			\$38,040.00
OFFICE SUB-TOTAL:			\$196,070.00
TOTAL FRINGE BENEFITS:			\$0.00
OFFICE TOTAL:			\$196,070.00
HAMMOND CITY PROBATION			
Chief Probation Officer	\$72,385.00	1	\$72,385.00
PERSONNEL TOTAL :			\$72,385.00
Probation Officer	\$53,756.00	1	\$53,756.00
	\$21,903.15	1	\$21,903.15
PERSONNEL TOTAL :			\$75,659.15
Clerical Personnel	\$31,843.00	1	\$31,843.00
PERSONNEL TOTAL :			\$31,843.00
OFFICE SUB-TOTAL:			\$179,887.15
TOTAL FRINGE BENEFITS:			\$30,298.08
OFFICE TOTAL:			\$210,185.23
HOBART CITY PROBATION			
Chief Probation Officer	\$25,200.00	1	\$25,200.00
PERSONNEL TOTAL :			\$25,200.00
Clerical Personnel	\$2,642.25	1	\$2,642.25
PERSONNEL TOTAL :			\$2,642.25

PROBATION PERSONNEL SALARIES 2016

Lake	SALARY	# EMPLOYEES	TOTAL
Other Personnel	\$30,300.74	1	\$30,300.74
			PERSONNEL TOTAL :
			\$30,300.74
			OFFICE SUB-TOTAL:
			\$58,142.99
			TOTAL FRINGE BENEFITS:
			\$0.00
			OFFICE TOTAL:
			\$58,142.99
JUVENILE DET CENTER			
Probation Officer	\$58,756.00	1	\$58,756.00
	\$53,756.00	3	\$161,268.00
	\$38,496.00	1	\$38,496.00
	\$46,647.00	1	\$46,647.00
	\$32,148.00	1	\$32,148.00
	\$48,869.00	1	\$48,869.00
			PERSONNEL TOTAL :
			\$386,184.00
Clerical Personnel	\$27,461.00	1	\$27,461.00
			PERSONNEL TOTAL :
			\$27,461.00
Other Personnel	\$33,802.00	1	\$33,802.00
			PERSONNEL TOTAL :
			\$33,802.00
			OFFICE SUB-TOTAL:
			\$447,447.00
			TOTAL FRINGE BENEFITS:
			\$0.00
			OFFICE TOTAL:
			\$447,447.00
JUVENILE PROBATION			
Chief Probation Officer	\$77,087.00	1	\$77,087.00
			PERSONNEL TOTAL :
			\$77,087.00
Probation Officer	\$72,087.00	1	\$72,087.00
	\$67,087.00	2	\$134,174.00
	\$51,647.00	1	\$51,647.00
	\$62,087.00	3	\$186,261.00
	\$60,904.00	1	\$60,904.00
	\$32,148.00	1	\$32,148.00
	\$59,130.00	10	\$591,300.00
	\$55,369.00	1	\$55,369.00
	\$53,756.00	1	\$53,756.00
	\$51,312.00	1	\$51,312.00
	\$48,869.00	5	\$244,345.00
	\$44,426.00	2	\$88,852.00
			PERSONNEL TOTAL :
			\$1,622,155.00
Clerical Personnel	\$29,909.00	1	\$29,909.00

PROBATION PERSONNEL SALARIES 2016

Lake	SALARY	# EMPLOYEES	TOTAL
Clerical Personnel	\$27,478.00	1	\$27,478.00
	\$24,784.00	6	\$148,704.00
			PERSONNEL TOTAL :
			\$206,091.00
Other Personnel	\$32,357.00	1	\$32,357.00
	\$30,236.00	1	\$30,236.00
	\$33,802.00	1	\$33,802.00
			PERSONNEL TOTAL :
			\$96,395.00
			OFFICE SUB-TOTAL: \$2,001,728.00
			TOTAL FRINGE BENEFITS: \$0.00
			OFFICE TOTAL: \$2,001,728.00
LOWELL TOWN PROBATION			
Chief Probation Officer	\$3,227.05	1	\$3,227.05
			PERSONNEL TOTAL :
			\$3,227.05
Probation Officer	\$2,327.36	1	\$2,327.36
			PERSONNEL TOTAL :
			\$2,327.36
Clerical Personnel	\$6,554.00	1	\$6,554.00
	\$6,128.82	1	\$6,128.82
			PERSONNEL TOTAL :
			\$12,682.82
			OFFICE SUB-TOTAL: \$18,237.23
			TOTAL FRINGE BENEFITS: \$0.00
			OFFICE TOTAL: \$18,237.23
MERRILLVILLE TOWN PROBATION			
Chief Probation Officer	\$15,400.00	1	\$15,400.00
			PERSONNEL TOTAL :
			\$15,400.00
Clerical Personnel	\$5,433.00	2	\$10,866.00
			PERSONNEL TOTAL :
			\$10,866.00
Other Personnel	\$5,433.00	1	\$5,433.00
	\$5,433.00	1	\$5,433.00
			PERSONNEL TOTAL :
			\$10,866.00
			OFFICE SUB-TOTAL: \$37,132.00
			TOTAL FRINGE BENEFITS: \$0.00
			OFFICE TOTAL: \$37,132.00
SCHERERVILLE TOWN PROBATION			
Chief Probation Officer	\$6,220.48	1	\$6,220.48
			PERSONNEL TOTAL :
			\$6,220.48
			OFFICE SUB-TOTAL: \$6,220.48
			TOTAL FRINGE BENEFITS: \$0.00
			OFFICE TOTAL: \$6,220.48

PROBATION PERSONNEL SALARIES 2016

Lake	SALARY	# EMPLOYEES	TOTAL
WHITING CITY PROBATION			
Chief Probation Officer	\$11,139.00	1	\$11,139.00
			PERSONNEL TOTAL :
			\$11,139.00
Clerical Personnel	\$28,046.00	1	\$28,046.00
	\$28,046.00	1	\$28,046.00
			PERSONNEL TOTAL :
			\$56,092.00
Other Personnel	\$2,810.00	3	\$8,430.00
	\$2,783.00	1	\$2,783.00
			PERSONNEL TOTAL :
			\$11,213.00
			OFFICE SUB-TOTAL:
			\$78,444.00
			TOTAL FRINGE BENEFITS:
			\$0.00
			OFFICE TOTAL:
			\$78,444.00
			COUNTY SUB-TOTAL:
			\$5,884,492.31
			TOTAL FRINGE BENEFITS:
			\$127,798.08
			COUNTY TOTAL:
			\$6,012,290.39

LaPorte	SALARY	# EMPLOYEES	TOTAL
ADULT PROBATION			
Chief Probation Officer	\$74,130.00	1	\$74,130.00
			PERSONNEL TOTAL :
			\$74,130.00
Probation Officer	\$69,130.00	2	\$138,260.00
	\$66,630.00	1	\$66,630.00
	\$59,130.00	1	\$59,130.00
	\$56,444.00	1	\$56,444.00
	\$53,756.00	1	\$53,756.00
	\$46,648.00	1	\$46,648.00
	\$44,426.00	2	\$88,852.00
	\$43,024.00	3	\$129,072.00
	\$38,496.00	1	\$38,496.00
	\$34,605.00	1	\$34,605.00
	\$32,148.00	3	\$96,444.00
			PERSONNEL TOTAL :
			\$808,337.00
Clerical Personnel	\$40,871.00	1	\$40,871.00
	\$39,284.00	1	\$39,284.00
	\$36,292.00	1	\$36,292.00
	\$35,580.00	1	\$35,580.00
	\$34,993.00	1	\$34,993.00
			PERSONNEL TOTAL :
			\$187,020.00

PROBATION PERSONNEL SALARIES 2016

	SALARY	# EMPLOYEES		TOTAL
LaPorte				
Other Personnel	\$13,777.62	1		\$13,777.62
			PERSONNEL TOTAL :	\$13,777.62
				OFFICE SUB-TOTAL: \$1,083,264.62
				TOTAL FRINGE BENEFITS: \$0.00
				OFFICE TOTAL: \$1,083,264.62
JUVENILE PROBATION				
Chief Probation Officer	\$69,130.00	1		\$69,130.00
			PERSONNEL TOTAL :	\$69,130.00
Probation Officer	\$64,130.00	1		\$64,130.00
	\$59,130.00	1		\$59,130.00
	\$53,756.00	1		\$53,756.00
	\$48,869.00	3		\$146,607.00
	\$46,648.00	1		\$46,648.00
	\$34,605.00	1		\$34,605.00
			PERSONNEL TOTAL :	\$404,876.00
Clerical Personnel	\$40,951.00	1		\$40,951.00
	\$40,148.00	1		\$40,148.00
	\$34,374.00	1		\$34,374.00
	\$33,700.00	1		\$33,700.00
			PERSONNEL TOTAL :	\$149,173.00
Other Personnel	\$1,000.00	1		\$1,000.00
			PERSONNEL TOTAL :	\$1,000.00
				OFFICE SUB-TOTAL: \$624,179.00
				TOTAL FRINGE BENEFITS: \$0.00
				OFFICE TOTAL: \$624,179.00
				COUNTY SUB-TOTAL: \$1,707,443.62
				TOTAL FRINGE BENEFITS: \$0.00
				COUNTY TOTAL: \$1,707,443.62
Lawrence				
PROBATION				
Chief Probation Officer	\$82,468.00	1		\$82,468.00
			PERSONNEL TOTAL :	\$82,468.00
Probation Officer	\$70,456.00	1		\$70,456.00
	\$44,426.00	1		\$44,426.00
	\$43,204.00	2		\$86,408.00
	\$26,878.00	1		\$26,878.00
	\$58,130.00	1		\$58,130.00

PROBATION PERSONNEL SALARIES 2016

	SALARY	# EMPLOYEES	TOTAL
Lawrence			
Probation Officer	\$32,148.00	1	\$32,148.00
	\$44,426.00	4	\$177,704.00
	\$53,869.00	1	\$53,869.00
	\$24,434.00	1	\$24,434.00
	\$34,605.00	3	\$103,815.00
	\$53,869.00	1	\$53,869.00
			PERSONNEL TOTAL :
			\$732,137.00
Clerical Personnel	\$32,056.00	1	\$32,056.00
	\$14,798.00	1	\$14,798.00
	\$23,548.00	1	\$23,548.00
	\$17,187.00	1	\$17,187.00
			PERSONNEL TOTAL :
			\$87,589.00
Other Personnel	\$18,000.00	1	\$18,000.00
	\$18,000.00	1	\$18,000.00
			PERSONNEL TOTAL :
			\$36,000.00
			OFFICE SUB-TOTAL:
			\$938,194.00
			TOTAL FRINGE BENEFITS:
			\$0.00
			OFFICE TOTAL:
			\$938,194.00
			COUNTY SUB-TOTAL:
			\$938,194.00
			TOTAL FRINGE BENEFITS:
			\$0.00
			COUNTY TOTAL:
			\$938,194.00
Madison			
ADULT PROBATION			
Chief Probation Officer	\$75,369.00	1	\$75,369.00
			PERSONNEL TOTAL :
			\$75,369.00
Probation Officer	\$73,290.00	1	\$73,290.00
	\$34,001.00	1	\$34,001.00
	\$45,050.00	1	\$45,050.00
	\$50,680.00	1	\$50,680.00
	\$36,669.00	1	\$36,669.00
	\$44,364.00	1	\$44,364.00
	\$21,012.00	1	\$21,012.00
	\$38,104.00	1	\$38,104.00
	\$33,897.00	1	\$33,897.00
	\$48,801.00	1	\$48,801.00
	\$48,801.00	1	\$48,801.00
	\$44,860.00	1	\$44,860.00
	\$47,065.00	1	\$47,065.00
	\$26,195.00	1	\$26,195.00
	\$44,310.00	1	\$44,310.00
	\$40,994.00	1	\$40,994.00
	\$61,321.00	1	\$61,321.00

PROBATION PERSONNEL SALARIES 2016

	SALARY	# EMPLOYEES		TOTAL
Madison				
Probation Officer	\$54,041.00	1		\$54,041.00
	\$38,212.00	1		\$38,212.00
			PERSONNEL TOTAL :	\$831,667.00
Clerical Personnel	\$27,788.00	1		\$27,788.00
	\$32,083.00	1		\$32,083.00
	\$8,337.00	1		\$8,337.00
	\$2,502.00	1		\$2,502.00
	\$37,090.00	1		\$37,090.00
	\$29,122.00	1		\$29,122.00
	\$29,013.00	1		\$29,013.00
	\$29,122.00	1		\$29,122.00
			PERSONNEL TOTAL :	\$195,057.00
			OFFICE SUB-TOTAL:	\$1,102,093.00
			TOTAL FRINGE BENEFITS:	\$0.00
			OFFICE TOTAL:	\$1,102,093.00
ANDERSON CITY PROBATION				
Chief Probation Officer	\$53,042.00	1		\$53,042.00
			PERSONNEL TOTAL :	\$53,042.00
Clerical Personnel	\$32,162.00	2		\$64,324.00
			PERSONNEL TOTAL :	\$64,324.00
			OFFICE SUB-TOTAL:	\$117,366.00
			TOTAL FRINGE BENEFITS:	\$67,786.00
			OFFICE TOTAL:	\$185,152.00
ELWOOD CITY PROBATION				
Chief Probation Officer	\$42,875.20	1		\$42,875.20
			PERSONNEL TOTAL :	\$42,875.20
Clerical Personnel	\$13,984.02	1		\$13,984.02
			PERSONNEL TOTAL :	\$13,984.02
Other Personnel	\$1,436.17	1		\$1,436.17
			PERSONNEL TOTAL :	\$1,436.17
			OFFICE SUB-TOTAL:	\$58,295.39
			TOTAL FRINGE BENEFITS:	\$0.00
			OFFICE TOTAL:	\$58,295.39
JUVENILE PROBATION				
Chief Probation Officer	\$71,788.85	1		\$71,788.85
			PERSONNEL TOTAL :	\$71,788.85
Probation Officer	\$61,321.91	1		\$61,321.91
	\$61,321.91	1		\$61,321.91
	\$53,184.31	1		\$53,184.31
	\$46,072.80	1		\$46,072.80
	\$61,321.91	1		\$61,321.91

PROBATION PERSONNEL SALARIES 2016

	SALARY	# EMPLOYEES		TOTAL
Madison				
Probation Officer	\$24,179.19	1		\$24,179.19
	\$59,858.16	1		\$59,858.16
	\$60,295.98	1		\$60,295.98
	\$66,513.43	1		\$66,513.43
	\$61,155.97	1		\$61,155.97
			PERSONNEL TOTAL :	\$555,225.57
Clerical Personnel	\$36,289.07	1		\$36,289.07
	\$29,796.03	1		\$29,796.03
	\$34,386.84	1		\$34,386.84
	\$11,424.00	1		\$11,424.00
			PERSONNEL TOTAL :	\$111,895.94
			OFFICE SUB-TOTAL:	\$738,910.36
			TOTAL FRINGE BENEFITS:	\$169,190.03
			OFFICE TOTAL:	\$908,100.39
			COUNTY SUB-TOTAL:	\$2,016,664.75
			TOTAL FRINGE BENEFITS:	\$236,976.03
			COUNTY TOTAL:	\$2,253,640.78
Marion				
PROBATION				
Chief Probation Officer	\$85,833.58	1		\$85,833.58
			PERSONNEL TOTAL :	\$85,833.58
Probation Officer	\$39,730.84	241		\$9,575,132.44
			PERSONNEL TOTAL :	\$9,575,132.44
Clerical Personnel	\$26,597.87	24		\$638,348.88
			PERSONNEL TOTAL :	\$638,348.88
			OFFICE SUB-TOTAL:	\$10,299,314.90
			TOTAL FRINGE BENEFITS:	\$4,205,013.18
			OFFICE TOTAL:	\$14,504,328.08
			COUNTY SUB-TOTAL:	\$10,299,314.90
			TOTAL FRINGE BENEFITS:	\$4,205,013.18
			COUNTY TOTAL:	\$14,504,328.08
Marshall				
PROBATION				
Chief Probation Officer	\$66,630.00	1		\$66,630.00
			PERSONNEL TOTAL :	\$66,630.00
Probation Officer	\$59,132.00	1		\$59,132.00
	\$58,438.00	1		\$58,438.00
	\$55,763.00	1		\$55,763.00
	\$48,867.00	2		\$97,734.00
	\$43,024.00	1		\$43,024.00
			PERSONNEL TOTAL :	\$314,091.00
Clerical Personnel	\$28,356.00	2		\$56,712.00

PROBATION PERSONNEL SALARIES 2016

	SALARY	# EMPLOYEES	TOTAL
Marshall			
Clerical Personnel	\$24,916.00	1	\$24,916.00
	\$30,595.00	1	\$30,595.00
	\$8,000.00	1	\$8,000.00
	\$8,500.00	1	\$8,500.00
			PERSONNEL TOTAL :
			\$128,723.00
Other Personnel	\$44,330.00	2	\$88,660.00
			PERSONNEL TOTAL :
			\$88,660.00
			OFFICE SUB-TOTAL:
			\$598,104.00
			TOTAL FRINGE BENEFITS:
			\$11,000.00
			OFFICE TOTAL:
			\$609,104.00
			COUNTY SUB-TOTAL:
			\$598,104.00
			TOTAL FRINGE BENEFITS:
			\$11,000.00
			COUNTY TOTAL:
			\$609,104.00
Martin			
PROBATION			
Chief Probation Officer	\$58,756.00	1	\$58,756.00
			PERSONNEL TOTAL :
			\$58,756.00
Probation Officer	\$44,426.00	1	\$44,426.00
			PERSONNEL TOTAL :
			\$44,426.00
Clerical Personnel	\$27,550.00	1	\$27,550.00
			PERSONNEL TOTAL :
			\$27,550.00
			OFFICE SUB-TOTAL:
			\$130,732.00
			TOTAL FRINGE BENEFITS:
			\$1,456.00
			OFFICE TOTAL:
			\$132,188.00
			COUNTY SUB-TOTAL:
			\$130,732.00
			TOTAL FRINGE BENEFITS:
			\$1,456.00
			COUNTY TOTAL:
			\$132,188.00
Miami			
PROBATION			
Chief Probation Officer	\$66,630.00	1	\$66,630.00
			PERSONNEL TOTAL :
			\$66,630.00
Probation Officer	\$55,700.00	1	\$55,700.00
	\$53,756.00	2	\$107,512.00
	\$44,426.00	2	\$88,852.00
	\$32,148.00	1	\$32,148.00
			PERSONNEL TOTAL :
			\$284,212.00
Clerical Personnel	\$28,282.00	1	\$28,282.00
	\$27,500.00	1	\$27,500.00

PROBATION PERSONNEL SALARIES 2016

	SALARY	# EMPLOYEES		TOTAL
Miami				
Clerical Personnel	\$13,750.00	1		\$13,750.00
PERSONNEL TOTAL :				\$69,532.00
OFFICE SUB-TOTAL:				\$420,374.00
TOTAL FRINGE BENEFITS:				\$18,500.00
OFFICE TOTAL:				\$438,874.00
COUNTY SUB-TOTAL:				\$420,374.00
TOTAL FRINGE BENEFITS:				\$18,500.00
COUNTY TOTAL:				\$438,874.00
Monroe				
PROBATION				
Chief Probation Officer	\$84,720.00	1		\$84,720.00
PERSONNEL TOTAL :				\$84,720.00
Probation Officer	\$36,039.00	2		\$72,078.00
	\$51,312.00	2		\$102,624.00
	\$48,869.00	5		\$244,345.00
	\$46,879.00	1		\$46,879.00
	\$46,648.00	1		\$46,648.00
	\$44,426.00	8		\$355,408.00
	\$38,469.00	1		\$38,469.00
	\$79,006.00	1		\$79,006.00
	\$76,507.00	1		\$76,507.00
	\$64,130.00	5		\$320,650.00
	\$62,087.00	3		\$186,261.00
	\$59,130.00	9		\$532,170.00
	\$53,756.00	7		\$376,292.00
PERSONNEL TOTAL :				\$2,477,337.00
Clerical Personnel	\$21,840.00	1		\$21,840.00
	\$16,754.00	1		\$16,754.00
	\$9,000.00	10		\$90,000.00
	\$44,606.00	1		\$44,606.00
	\$36,039.00	2		\$72,078.00
	\$33,047.00	3		\$99,141.00
	\$31,543.00	2		\$63,086.00
PERSONNEL TOTAL :				\$407,505.00

PROBATION PERSONNEL SALARIES 2016

	SALARY	# EMPLOYEES	TOTAL
Monroe			
Other Personnel	\$31,166.00	7	\$218,162.00
			PERSONNEL TOTAL :
			\$218,162.00
			OFFICE SUB-TOTAL: \$3,187,724.00
			TOTAL FRINGE BENEFITS: \$1,137,749.00
			OFFICE TOTAL: \$4,325,473.00
			COUNTY SUB-TOTAL: \$3,187,724.00
			TOTAL FRINGE BENEFITS: \$1,137,749.00
			COUNTY TOTAL: \$4,325,473.00
Montgomery			
PROBATION			
Chief Probation Officer	\$66,664.00	1	\$66,664.00
			PERSONNEL TOTAL :
Probation Officer	\$34,196.00	1	\$34,196.00
	\$64,130.00	1	\$64,130.00
	\$38,496.00	1	\$38,496.00
	\$34,960.00	1	\$34,960.00
	\$38,020.00	1	\$38,020.00
	\$46,647.00	1	\$46,647.00
	\$44,426.00	2	\$88,852.00
	\$53,756.00	1	\$53,756.00
	\$20,681.00	1	\$20,681.00
	\$17,658.00	1	\$17,658.00
	\$32,460.00	1	\$32,460.00
			PERSONNEL TOTAL :
			\$469,856.00
Clerical Personnel	\$29,550.00	1	\$29,550.00
	\$26,350.00	1	\$26,350.00
			PERSONNEL TOTAL :
			\$55,900.00
			OFFICE SUB-TOTAL: \$592,420.00
			TOTAL FRINGE BENEFITS: \$227,192.00
			OFFICE TOTAL: \$819,612.00
			COUNTY SUB-TOTAL: \$592,420.00
			TOTAL FRINGE BENEFITS: \$227,192.00
			COUNTY TOTAL: \$819,612.00

PROBATION PERSONNEL SALARIES 2016

	SALARY	# EMPLOYEES		TOTAL
Morgan				
PROBATION				
Chief Probation Officer	\$75,834.12	1		\$75,834.12
			PERSONNEL TOTAL :	\$75,834.12
Probation Officer	\$70,719.22	1		\$70,719.22
	\$57,770.25	1		\$57,770.25
	\$59,130.00	1		\$59,130.00
	\$40,000.00	1		\$40,000.00
	\$50,630.00	1		\$50,630.00
	\$45,447.26	1		\$45,447.26
	\$44,205.00	1		\$44,205.00
	\$49,952.68	1		\$49,952.68
	\$61,668.25	1		\$61,668.25
	\$56,175.12	1		\$56,175.12
	\$44,426.00	1		\$44,426.00
	\$42,163.47	1		\$42,163.47
	\$40,902.52	1		\$40,902.52
	\$47,848.00	1		\$47,848.00
	\$33,495.00	1		\$33,495.00
	\$60,488.00	1		\$60,488.00
			PERSONNEL TOTAL :	\$805,020.77
Clerical Personnel	\$30,614.22	1		\$30,614.22
	\$29,414.70	1		\$29,414.70
	\$30,570.12	1		\$30,570.12
	\$30,614.22	1		\$30,614.22
	\$9,603.25	1		\$9,603.25
	\$2,988.14	1		\$2,988.14
	\$7,041.87	1		\$7,041.87
	\$1,563.66	1		\$1,563.66
			PERSONNEL TOTAL :	\$142,410.18
Other Personnel	\$35,060.48	1		\$35,060.48
	\$15,321.60	1		\$15,321.60
	\$21,268.80	1		\$21,268.80
	\$6,292.80	1		\$6,292.80
			PERSONNEL TOTAL :	\$77,943.68
				OFFICE SUB-TOTAL:
				\$1,101,208.75
				TOTAL FRINGE BENEFITS:
				\$234,029.86
				OFFICE TOTAL:
				\$1,335,238.61
				COUNTY SUB-TOTAL:
				\$1,101,208.75
				TOTAL FRINGE BENEFITS:
				\$234,029.86
				COUNTY TOTAL:
				\$1,335,238.61

PROBATION PERSONNEL SALARIES 2016

	SALARY	# EMPLOYEES		TOTAL
Newton				
PROBATION				
Chief Probation Officer	\$56,406.54	1		\$56,406.54
			PERSONNEL TOTAL :	\$56,406.54
Probation Officer	\$44,426.00	1		\$44,426.00
	\$40,272.04	1		\$40,272.04
			PERSONNEL TOTAL :	\$84,698.04
Clerical Personnel	\$29,368.18	1		\$29,368.18
			PERSONNEL TOTAL :	\$29,368.18
			OFFICE SUB-TOTAL:	\$170,472.76
			TOTAL FRINGE BENEFITS:	\$0.00
			OFFICE TOTAL:	\$170,472.76
			COUNTY SUB-TOTAL:	\$170,472.76
			TOTAL FRINGE BENEFITS:	\$0.00
			COUNTY TOTAL:	\$170,472.76

Noble				
PROBATION				
Chief Probation Officer	\$82,203.00	1		\$82,203.00
			PERSONNEL TOTAL :	\$82,203.00
Probation Officer	\$63,730.00	1		\$63,730.00
	\$63,714.00	1		\$63,714.00
	\$34,303.00	1		\$34,303.00
	\$33,178.00	1		\$33,178.00
	\$32,148.00	2		\$64,296.00
	\$13,601.00	1		\$13,601.00
	\$50,909.00	1		\$50,909.00
	\$63,383.00	2		\$126,766.00
	\$66,068.00	1		\$66,068.00
	\$55,574.00	1		\$55,574.00
	\$52,004.00	1		\$52,004.00
	\$44,426.00	2		\$88,852.00
	\$39,889.00	1		\$39,889.00
			PERSONNEL TOTAL :	\$752,884.00
Clerical Personnel	\$32,169.00	5		\$160,845.00
			PERSONNEL TOTAL :	\$160,845.00
Other Personnel	\$15,043.00	1		\$15,043.00
	\$32,000.00	1		\$32,000.00

PROBATION PERSONNEL SALARIES 2016

	SALARY	# EMPLOYEES		TOTAL
Noble				
Other Personnel	\$3,990.00	1		\$3,990.00
				PERSONNEL TOTAL :
				\$51,033.00
				OFFICE SUB-TOTAL: \$1,046,965.00
				TOTAL FRINGE BENEFITS: \$0.00
				OFFICE TOTAL: \$1,046,965.00
				COUNTY SUB-TOTAL: \$1,046,965.00
				TOTAL FRINGE BENEFITS: \$0.00
				COUNTY TOTAL: \$1,046,965.00
Ohio				
PROBATION				
Chief Probation Officer	\$8,532.00	1		\$8,532.00
				PERSONNEL TOTAL :
				\$8,532.00
Probation Officer	\$8,404.00	1		\$8,404.00
	\$4,175.00	1		\$4,175.00
	\$1,710.00	1		\$1,710.00
	\$3,323.00	1		\$3,323.00
	\$1,561.00	1		\$1,561.00
				PERSONNEL TOTAL :
				\$19,173.00
Clerical Personnel	\$2,808.00	1		\$2,808.00
	\$2,330.00	1		\$2,330.00
				PERSONNEL TOTAL :
				\$5,138.00
Other Personnel	\$4,105.00	1		\$4,105.00
	\$3,230.00	1		\$3,230.00
	\$1,490.00	1		\$1,490.00
				PERSONNEL TOTAL :
				\$8,825.00
				OFFICE SUB-TOTAL: \$41,668.00
				TOTAL FRINGE BENEFITS: \$0.00
				OFFICE TOTAL: \$41,668.00
				COUNTY SUB-TOTAL: \$41,668.00
				TOTAL FRINGE BENEFITS: \$0.00
				COUNTY TOTAL: \$41,668.00

PROBATION PERSONNEL SALARIES 2016

	SALARY	# EMPLOYEES		TOTAL
Orange				
PROBATION				
Chief Probation Officer	\$66,130.00	1		\$66,130.00
			PERSONNEL TOTAL :	\$66,130.00
Probation Officer	\$30,022.00	1		\$30,022.00
	\$40,496.00	1		\$40,496.00
	\$12,604.00	1		\$12,604.00
			PERSONNEL TOTAL :	\$83,122.00
Clerical Personnel	\$13,044.00	1		\$13,044.00
			PERSONNEL TOTAL :	\$13,044.00
				OFFICE SUB-TOTAL:
				\$162,296.00
				TOTAL FRINGE BENEFITS:
				\$0.00
				OFFICE TOTAL:
				\$162,296.00
				COUNTY SUB-TOTAL:
				\$162,296.00
				TOTAL FRINGE BENEFITS:
				\$0.00
				COUNTY TOTAL:
				\$162,296.00
Owen				
PROBATION				
Chief Probation Officer	\$69,961.50	1		\$69,961.50
			PERSONNEL TOTAL :	\$69,961.50
Probation Officer	\$59,130.00	1		\$59,130.00
	\$44,426.00	1		\$44,426.00
	\$33,204.85	1		\$33,204.85
	\$44,426.00	1		\$44,426.00
	\$24,367.00	1		\$24,367.00
	\$33,251.97	1		\$33,251.97
	\$6,182.40	1		\$6,182.40
	\$44,426.00	1		\$44,426.00
			PERSONNEL TOTAL :	\$289,414.22
Clerical Personnel	\$32,616.43	1		\$32,616.43
			PERSONNEL TOTAL :	\$32,616.43
				OFFICE SUB-TOTAL:
				\$391,992.15
				TOTAL FRINGE BENEFITS:
				\$0.00
				OFFICE TOTAL:
				\$391,992.15
				COUNTY SUB-TOTAL:
				\$391,992.15
				TOTAL FRINGE BENEFITS:
				\$0.00
				COUNTY TOTAL:
				\$391,992.15
Parke				
PROBATION				
Chief Probation Officer	\$64,130.00	1		\$64,130.00
			PERSONNEL TOTAL :	\$64,130.00
Probation Officer	\$53,756.00	1		\$53,756.00
	\$48,869.00	1		\$48,869.00

PROBATION PERSONNEL SALARIES 2016

	SALARY	# EMPLOYEES		TOTAL
Parke				
Probation Officer			PERSONNEL TOTAL :	\$102,625.00
Clerical Personnel	\$27,500.00	1		\$27,500.00
	\$15,000.00	1		\$15,000.00
			PERSONNEL TOTAL :	\$42,500.00
			OFFICE SUB-TOTAL:	\$209,255.00
			TOTAL FRINGE BENEFITS:	\$14,555.00
			OFFICE TOTAL:	\$223,810.00
			COUNTY SUB-TOTAL:	\$209,255.00
			TOTAL FRINGE BENEFITS:	\$14,555.00
			COUNTY TOTAL:	\$223,810.00
Perry				
PROBATION				
Chief Probation Officer	\$43,495.92	1		\$43,495.92
			PERSONNEL TOTAL :	\$43,495.92
Probation Officer	\$32,147.96	1		\$32,147.96
			PERSONNEL TOTAL :	\$32,147.96
Clerical Personnel	\$12,777.00	1		\$12,777.00
	\$12,777.00	1		\$12,777.00
			PERSONNEL TOTAL :	\$25,554.00
			OFFICE SUB-TOTAL:	\$101,197.88
			TOTAL FRINGE BENEFITS:	\$0.00
			OFFICE TOTAL:	\$101,197.88
			COUNTY SUB-TOTAL:	\$101,197.88
			TOTAL FRINGE BENEFITS:	\$0.00
			COUNTY TOTAL:	\$101,197.88
Pike				
PROBATION				
Chief Probation Officer	\$49,426.00	1		\$49,426.00
			PERSONNEL TOTAL :	\$49,426.00
Probation Officer	\$44,426.00	1		\$44,426.00
			PERSONNEL TOTAL :	\$44,426.00
Clerical Personnel	\$37,550.00	1		\$37,550.00
			PERSONNEL TOTAL :	\$37,550.00
			OFFICE SUB-TOTAL:	\$131,402.00
			TOTAL FRINGE BENEFITS:	\$0.00
			OFFICE TOTAL:	\$131,402.00
			COUNTY SUB-TOTAL:	\$131,402.00
			TOTAL FRINGE BENEFITS:	\$0.00
			COUNTY TOTAL:	\$131,402.00

PROBATION PERSONNEL SALARIES 2016

	SALARY	# EMPLOYEES		TOTAL
Porter				
ADULT PROBATION				
Chief Probation Officer	\$75,885.00	1		\$75,885.00
			PERSONNEL TOTAL :	\$75,885.00
Probation Officer	\$65,677.00	1		\$65,677.00
	\$64,130.00	1		\$64,130.00
	\$59,130.00	4		\$236,520.00
	\$58,756.00	1		\$58,756.00
	\$53,756.00	3		\$161,268.00
	\$48,869.00	3		\$146,607.00
	\$48,493.00	1		\$48,493.00
	\$46,648.00	1		\$46,648.00
	\$44,426.00	5		\$222,130.00
	\$43,024.00	1		\$43,024.00
	\$1,925.00	1		\$1,925.00
			PERSONNEL TOTAL :	\$1,095,178.00
Clerical Personnel	\$3,711.00	1		\$3,711.00
	\$36,112.00	1		\$36,112.00
	\$30,500.00	2		\$61,000.00
	\$30,383.00	1		\$30,383.00
			PERSONNEL TOTAL :	\$131,206.00
Other Personnel	\$34,016.00	1		\$34,016.00
	\$30,755.00	1		\$30,755.00
			PERSONNEL TOTAL :	\$64,771.00
			OFFICE SUB-TOTAL:	\$1,367,040.00
			TOTAL FRINGE BENEFITS:	\$0.00
			OFFICE TOTAL:	\$1,367,040.00
JUVENILE PROBATION				
Chief Probation Officer	\$63,759.00	1		\$63,759.00
			PERSONNEL TOTAL :	\$63,759.00
Probation Officer	\$58,756.00	1		\$58,756.00
	\$53,756.00	1		\$53,756.00
	\$53,756.00	1		\$53,756.00
	\$53,869.00	1		\$53,869.00
	\$74,130.00	1		\$74,130.00
	\$32,148.00	1		\$32,148.00
	\$38,496.00	1		\$38,496.00
	\$48,869.00	1		\$48,869.00
	\$48,869.00	1		\$48,869.00
	\$44,426.00	1		\$44,426.00
	\$48,869.00	1		\$48,869.00
	\$44,426.00	1		\$44,426.00
	\$51,312.00	1		\$51,312.00
	\$34,605.00	1		\$34,605.00
	\$44,426.00	1		\$44,426.00

PROBATION PERSONNEL SALARIES 2016

	SALARY	# EMPLOYEES		TOTAL
Porter				
Probation Officer	\$34,605.00	1		\$34,605.00
			PERSONNEL TOTAL :	\$765,318.00
Clerical Personnel	\$36,112.00	1		\$36,112.00
	\$33,657.00	1		\$33,657.00
			PERSONNEL TOTAL :	\$69,769.00
Other Personnel	\$10,000.00	1		\$10,000.00
			PERSONNEL TOTAL :	\$10,000.00
			OFFICE SUB-TOTAL:	\$908,846.00
			TOTAL FRINGE BENEFITS:	\$5,595.00
			OFFICE TOTAL:	\$914,441.00
			COUNTY SUB-TOTAL:	\$2,275,886.00
			TOTAL FRINGE BENEFITS:	\$5,595.00
			COUNTY TOTAL:	\$2,281,481.00
Posey				
PROBATION				
Chief Probation Officer	\$66,562.00	1		\$66,562.00
			PERSONNEL TOTAL :	\$66,562.00
Probation Officer	\$59,062.00	1		\$59,062.00
	\$53,639.00	1		\$53,639.00
	\$48,813.00	2		\$97,626.00
	\$42,700.00	1		\$42,700.00
			PERSONNEL TOTAL :	\$253,027.00
			OFFICE SUB-TOTAL:	\$319,589.00
			TOTAL FRINGE BENEFITS:	\$0.00
			OFFICE TOTAL:	\$319,589.00
			COUNTY SUB-TOTAL:	\$319,589.00
			TOTAL FRINGE BENEFITS:	\$0.00
			COUNTY TOTAL:	\$319,589.00
Pulaski				
PROBATION				
Chief Probation Officer	\$60,013.00	1		\$60,013.00
			PERSONNEL TOTAL :	\$60,013.00
Probation Officer	\$59,297.00	1		\$59,297.00
	\$49,018.00	1		\$49,018.00
			PERSONNEL TOTAL :	\$108,315.00
Clerical Personnel	\$17,381.00	1		\$17,381.00

PROBATION PERSONNEL SALARIES 2016

	SALARY	# EMPLOYEES	TOTAL
Pulaski			
Clerical Personnel	\$10,069.00	1	\$10,069.00
			PERSONNEL TOTAL :
			\$27,450.00
			OFFICE SUB-TOTAL: \$195,778.00
			TOTAL FRINGE BENEFITS: \$0.00
			OFFICE TOTAL: \$195,778.00
			COUNTY SUB-TOTAL: \$195,778.00
			TOTAL FRINGE BENEFITS: \$0.00
			COUNTY TOTAL: \$195,778.00
Putnam			
ADULT PROBATION			
Chief Probation Officer	\$68,310.00	1	\$68,310.00
			PERSONNEL TOTAL :
			\$68,310.00
Probation Officer	\$44,426.00	1	\$44,426.00
	\$44,426.00	1	\$44,426.00
	\$28,220.00	1	\$28,220.00
	\$27,326.00	1	\$27,326.00
			PERSONNEL TOTAL :
			\$144,398.00
Clerical Personnel	\$8,008.00	0	\$8,008.00
	\$24,204.00	0	\$24,204.00
	\$18,200.00	0	\$18,200.00
			PERSONNEL TOTAL :
			\$50,412.00
Other Personnel	\$12,490.00	1	\$12,490.00
	\$1,508.00	1	\$1,508.00
	\$9,538.00	1	\$9,538.00
	\$12,480.00	1	\$12,480.00
			PERSONNEL TOTAL :
			\$36,016.00
			OFFICE SUB-TOTAL: \$299,136.00
			TOTAL FRINGE BENEFITS: \$0.00
			OFFICE TOTAL: \$299,136.00
			COUNTY SUB-TOTAL: \$299,136.00
			TOTAL FRINGE BENEFITS: \$0.00
			COUNTY TOTAL: \$299,136.00

PROBATION PERSONNEL SALARIES 2016

	SALARY	# EMPLOYEES		TOTAL
Randolph				
PROBATION				
Chief Probation Officer	\$64,130.00	1		\$64,130.00
			PERSONNEL TOTAL :	\$64,130.00
Probation Officer	\$59,130.00	1		\$59,130.00
	\$53,756.00	1		\$53,756.00
			PERSONNEL TOTAL :	\$112,886.00
Clerical Personnel	\$27,509.00	1		\$27,509.00
	\$11,466.00	1		\$11,466.00
			PERSONNEL TOTAL :	\$38,975.00
			OFFICE SUB-TOTAL:	\$215,991.00
			TOTAL FRINGE BENEFITS:	\$0.00
			OFFICE TOTAL:	\$215,991.00
			COUNTY SUB-TOTAL:	\$215,991.00
			TOTAL FRINGE BENEFITS:	\$0.00
			COUNTY TOTAL:	\$215,991.00
Ripley				
PROBATION				
Chief Probation Officer	\$72,998.00	1		\$72,998.00
			PERSONNEL TOTAL :	\$72,998.00
Probation Officer	\$57,347.00	1		\$57,347.00
	\$36,457.00	1		\$36,457.00
	\$51,660.00	1		\$51,660.00
	\$46,912.00	1		\$46,912.00
			PERSONNEL TOTAL :	\$192,376.00
Clerical Personnel	\$29,310.00	1		\$29,310.00
	\$27,698.00	1		\$27,698.00
	\$2,230.00	1		\$2,230.00
			PERSONNEL TOTAL :	\$59,238.00
Other Personnel	\$7,302.00	1		\$7,302.00
	\$1,200.00	1		\$1,200.00
	\$3,629.00	1		\$3,629.00
			PERSONNEL TOTAL :	\$12,131.00
			OFFICE SUB-TOTAL:	\$336,743.00
			TOTAL FRINGE BENEFITS:	\$0.00
			OFFICE TOTAL:	\$336,743.00
			COUNTY SUB-TOTAL:	\$336,743.00
			TOTAL FRINGE BENEFITS:	\$0.00
			COUNTY TOTAL:	\$336,743.00

PROBATION PERSONNEL SALARIES 2016

	SALARY	# EMPLOYEES	TOTAL
Rush			
PROBATION			
Probation Officer	\$59,130.00	1	\$59,130.00
	\$44,426.00	1	\$44,426.00
	\$32,162.00	1	\$32,162.00
PERSONNEL TOTAL :			\$135,718.00
OFFICE SUB-TOTAL:			\$135,718.00
TOTAL FRINGE BENEFITS:			\$82,990.03
OFFICE TOTAL:			\$218,708.03
COUNTY SUB-TOTAL:			\$135,718.00
TOTAL FRINGE BENEFITS:			\$82,990.03
COUNTY TOTAL:			\$218,708.03
Scott			
PROBATION			
Chief Probation Officer	\$32,148.00	1	\$32,148.00
	\$63,994.00	1	\$63,994.00
PERSONNEL TOTAL :			\$96,142.00
Probation Officer	\$65,930.00	1	\$65,930.00
	\$38,496.00	1	\$38,496.00
	\$46,647.00	1	\$46,647.00
	\$34,605.00	1	\$34,605.00
PERSONNEL TOTAL :			\$185,678.00
Clerical Personnel	\$14,109.00	1	\$14,109.00
	\$27,919.00	1	\$27,919.00
	\$27,919.00	1	\$27,919.00
PERSONNEL TOTAL :			\$69,947.00
OFFICE SUB-TOTAL:			\$351,767.00
TOTAL FRINGE BENEFITS:			\$0.00
OFFICE TOTAL:			\$351,767.00
COUNTY SUB-TOTAL:			\$351,767.00
TOTAL FRINGE BENEFITS:			\$0.00
COUNTY TOTAL:			\$351,767.00
Shelby			
PROBATION			
Chief Probation Officer	\$75,471.00	1	\$75,471.00
PERSONNEL TOTAL :			\$75,471.00
Probation Officer	\$46,307.00	2	\$92,614.00
	\$38,865.00	1	\$38,865.00
	\$55,774.00	1	\$55,774.00
	\$50,649.00	1	\$50,649.00
	\$55,945.00	1	\$55,945.00
	\$61,284.00	1	\$61,284.00
	\$55,714.00	1	\$55,714.00
	\$37,357.00	1	\$37,357.00

PROBATION PERSONNEL SALARIES 2016

	SALARY	# EMPLOYEES		TOTAL
Shelby				
Probation Officer	\$47,660.00	1		\$47,660.00
	\$73,469.00	1		\$73,469.00
			PERSONNEL TOTAL :	\$569,331.00
Clerical Personnel	\$33,369.00	1		\$33,369.00
	\$25,836.00	1		\$25,836.00
	\$32,564.00	1		\$32,564.00
	\$29,442.00	1		\$29,442.00
			PERSONNEL TOTAL :	\$121,211.00
Other Personnel	\$7,244.00	1		\$7,244.00
	\$1,106.00	1		\$1,106.00
			PERSONNEL TOTAL :	\$8,350.00
			OFFICE SUB-TOTAL:	\$774,363.00
			TOTAL FRINGE BENEFITS:	\$149,952.86
			OFFICE TOTAL:	\$924,315.86
			COUNTY SUB-TOTAL:	\$774,363.00
			TOTAL FRINGE BENEFITS:	\$149,952.86
			COUNTY TOTAL:	\$924,315.86
Spencer				
PROBATION				
Chief Probation Officer	\$64,130.00	1		\$64,130.00
			PERSONNEL TOTAL :	\$64,130.00
Probation Officer	\$44,426.00	1		\$44,426.00
			PERSONNEL TOTAL :	\$44,426.00
Clerical Personnel	\$30,915.00	1		\$30,915.00
			PERSONNEL TOTAL :	\$30,915.00
			OFFICE SUB-TOTAL:	\$139,471.00
			TOTAL FRINGE BENEFITS:	\$67,970.00
			OFFICE TOTAL:	\$207,441.00
			COUNTY SUB-TOTAL:	\$139,471.00
			TOTAL FRINGE BENEFITS:	\$67,970.00
			COUNTY TOTAL:	\$207,441.00
St. Joseph				
ADULT PROBATION				
Chief Probation Officer	\$69,920.00	1		\$69,920.00
			PERSONNEL TOTAL :	\$69,920.00
Probation Officer	\$61,413.00	1		\$61,413.00
	\$33,730.00	1		\$33,730.00
	\$48,869.00	1		\$48,869.00

PROBATION PERSONNEL SALARIES 2016

	SALARY	# EMPLOYEES		TOTAL
St. Joseph				
Other Personnel	\$23,407.80	1		\$23,407.80
	\$25,000.00	1		\$25,000.00
	\$6,435.60	1		\$6,435.60
	PERSONNEL TOTAL :			\$92,855.16
				OFFICE SUB-TOTAL: \$2,032,350.82
				TOTAL FRINGE BENEFITS: \$1,377,172.13
				OFFICE TOTAL: \$3,409,522.95
JUVENILE PROBATION				
Chief Probation Officer	\$63,869.00	1		\$63,869.00
	PERSONNEL TOTAL :			\$63,869.00
Probation Officer	\$69,130.00	1		\$69,130.00
	\$56,563.00	1		\$56,563.00
	\$34,264.76	1		\$34,264.76
	\$28,438.58	1		\$28,438.58
	\$32,065.02	1		\$32,065.02
	\$44,426.00	1		\$44,426.00
	\$30,804.34	1		\$30,804.34
	\$44,426.00	1		\$44,426.00
	\$35,342.76	1		\$35,342.76
	\$6,182.30	1		\$6,182.30
	\$43,024.00	1		\$43,024.00
	\$42,775.78	1		\$42,775.78
	\$34,605.00	1		\$34,605.00
	\$25,573.05	1		\$25,573.05
	\$52,066.03	1		\$52,066.03
	\$50,372.76	1		\$50,372.76
	\$33,393.22	1		\$33,393.22
	\$53,549.25	1		\$53,549.25
	\$46,134.76	1		\$46,134.76
	\$43,428.42	1		\$43,428.42
	\$62,087.00	1		\$62,087.00
	\$48,869.00	1		\$48,869.00
	PERSONNEL TOTAL :			\$917,521.03
Clerical Personnel	\$31,637.74	1		\$31,637.74
	\$7,547.03	1		\$7,547.03
	\$3,220.10	1		\$3,220.10
	\$26,163.00	1		\$26,163.00
	\$19,871.44	1		\$19,871.44

PROBATION PERSONNEL SALARIES 2016

	SALARY	# EMPLOYEES		TOTAL
St. Joseph				
Clerical Personnel	\$26,163.00	1		\$26,163.00
			PERSONNEL TOTAL :	\$114,602.31
			OFFICE SUB-TOTAL:	\$1,095,992.34
			TOTAL FRINGE BENEFITS:	\$0.00
			OFFICE TOTAL:	\$1,095,992.34
			COUNTY SUB-TOTAL:	\$3,128,343.16
			TOTAL FRINGE BENEFITS:	\$1,377,172.13
			COUNTY TOTAL:	\$4,505,515.29
Starke				
PROBATION				
Chief Probation Officer	\$66,630.00	1		\$66,630.00
			PERSONNEL TOTAL :	\$66,630.00
Probation Officer	\$61,444.00	1		\$61,444.00
	\$47,979.00	1		\$47,979.00
	\$49,758.00	1		\$49,758.00
			PERSONNEL TOTAL :	\$159,181.00
Clerical Personnel	\$29,109.00	1		\$29,109.00
			PERSONNEL TOTAL :	\$29,109.00
			OFFICE SUB-TOTAL:	\$254,920.00
			TOTAL FRINGE BENEFITS:	\$0.00
			OFFICE TOTAL:	\$254,920.00
			COUNTY SUB-TOTAL:	\$254,920.00
			TOTAL FRINGE BENEFITS:	\$0.00
			COUNTY TOTAL:	\$254,920.00
Steuben				
PROBATION				
Chief Probation Officer	\$66,630.00	1		\$66,630.00
			PERSONNEL TOTAL :	\$66,630.00
Probation Officer	\$48,869.00	1		\$48,869.00
	\$48,869.00	1		\$48,869.00
	\$53,756.00	1		\$53,756.00
	\$59,130.00	1		\$59,130.00

PROBATION PERSONNEL SALARIES 2016

	SALARY	# EMPLOYEES		TOTAL
Steuben				
Probation Officer	\$62,087.00	1		\$62,087.00
			PERSONNEL TOTAL :	\$272,711.00
Clerical Personnel	\$31,147.00	1		\$31,147.00
	\$30,152.00	1		\$30,152.00
			PERSONNEL TOTAL :	\$61,299.00
			OFFICE SUB-TOTAL:	\$400,640.00
			TOTAL FRINGE BENEFITS:	\$118,495.00
			OFFICE TOTAL:	\$519,135.00
			COUNTY SUB-TOTAL:	\$400,640.00
			TOTAL FRINGE BENEFITS:	\$118,495.00
			COUNTY TOTAL:	\$519,135.00
Sullivan				
PROBATION				
Chief Probation Officer	\$61,443.80	1		\$61,443.80
			PERSONNEL TOTAL :	\$61,443.80
Probation Officer	\$48,869.00	1		\$48,869.00
	\$35,540.80	1		\$35,540.80
			PERSONNEL TOTAL :	\$84,409.80
Clerical Personnel	\$29,998.00	1		\$29,998.00
			PERSONNEL TOTAL :	\$29,998.00
			OFFICE SUB-TOTAL:	\$175,851.60
			TOTAL FRINGE BENEFITS:	\$0.00
			OFFICE TOTAL:	\$175,851.60
			COUNTY SUB-TOTAL:	\$175,851.60
			TOTAL FRINGE BENEFITS:	\$0.00
			COUNTY TOTAL:	\$175,851.60
Switzerland				
PROBATION				
Chief Probation Officer	\$51,000.00	1		\$51,000.00
			PERSONNEL TOTAL :	\$51,000.00
Clerical Personnel	\$7,366.00	1		\$7,366.00
	\$2,497.00	1		\$2,497.00

PROBATION PERSONNEL SALARIES 2016

	SALARY	# EMPLOYEES		TOTAL
Switzerland				
Clerical Personnel	\$1,902.00	1		\$1,902.00
PERSONNEL TOTAL :				\$11,765.00
OFFICE SUB-TOTAL:				\$62,765.00
TOTAL FRINGE BENEFITS:				\$0.00
OFFICE TOTAL:				\$62,765.00
COUNTY SUB-TOTAL:				\$62,765.00
TOTAL FRINGE BENEFITS:				\$0.00
COUNTY TOTAL:				\$62,765.00
Tippecanoe				
PROBATION				
Chief Probation Officer	\$74,130.00	1		\$74,130.00
PERSONNEL TOTAL :				\$74,130.00
Probation Officer	\$67,477.00	1		\$67,477.00
	\$58,869.00	1		\$58,869.00
	\$59,130.00	1		\$59,130.00
	\$49,426.00	1		\$49,426.00
	\$39,890.00	1		\$39,890.00
	\$51,313.00	1		\$51,313.00
	\$46,647.00	1		\$46,647.00
	\$48,869.00	1		\$48,869.00
	\$34,605.00	1		\$34,605.00
	\$35,952.00	1		\$35,952.00
	\$44,426.00	1		\$44,426.00
	\$54,997.00	1		\$54,997.00
	\$32,148.00	1		\$32,148.00
	\$48,869.00	1		\$48,869.00
	\$44,319.00	1		\$44,319.00
	\$44,426.00	1		\$44,426.00
	\$32,148.00	1		\$32,148.00
	\$44,426.00	1		\$44,426.00
	\$53,193.00	1		\$53,193.00
	\$44,265.00	1		\$44,265.00
	\$42,502.00	1		\$42,502.00
	\$32,148.00	1		\$32,148.00
	\$53,756.00	1		\$53,756.00
	\$32,148.00	1		\$32,148.00

PROBATION PERSONNEL SALARIES 2016

	SALARY	# EMPLOYEES		TOTAL
Tiptecanoe				
Probation Officer	\$53,005.00	1		\$53,005.00
	\$44,426.00	1		\$44,426.00
	\$17,000.00	1		\$17,000.00
			PERSONNEL TOTAL :	\$1,210,380.00
Clerical Personnel	\$37,016.00	1		\$37,016.00
	\$34,642.00	1		\$34,642.00
	\$17,000.00	1		\$17,000.00
			PERSONNEL TOTAL :	\$88,658.00
Other Personnel	\$18,000.00	3		\$54,000.00
			PERSONNEL TOTAL :	\$54,000.00
			OFFICE SUB-TOTAL:	\$1,427,168.00
			TOTAL FRINGE BENEFITS:	\$0.00
			OFFICE TOTAL:	\$1,427,168.00
			COUNTY SUB-TOTAL:	\$1,427,168.00
			TOTAL FRINGE BENEFITS:	\$0.00
			COUNTY TOTAL:	\$1,427,168.00
Tipton				
PROBATION				
Chief Probation Officer	\$69,504.00	1		\$69,504.00
			PERSONNEL TOTAL :	\$69,504.00
Probation Officer	\$55,369.00	1		\$55,369.00
			PERSONNEL TOTAL :	\$55,369.00
Clerical Personnel	\$29,350.00	1		\$29,350.00
			PERSONNEL TOTAL :	\$29,350.00
Other Personnel	\$8,000.00	0		\$8,000.00
			PERSONNEL TOTAL :	\$8,000.00
			OFFICE SUB-TOTAL:	\$162,223.00
			TOTAL FRINGE BENEFITS:	\$0.00
			OFFICE TOTAL:	\$162,223.00
			COUNTY SUB-TOTAL:	\$162,223.00
			TOTAL FRINGE BENEFITS:	\$0.00
			COUNTY TOTAL:	\$162,223.00

PROBATION PERSONNEL SALARIES 2016

	SALARY	# EMPLOYEES		TOTAL
Union				
PROBATION				
Chief Probation Officer	\$49,426.00	1		\$49,426.00
			PERSONNEL TOTAL :	\$49,426.00
Probation Officer	\$44,426.00	1		\$44,426.00
			PERSONNEL TOTAL :	\$44,426.00
Clerical Personnel	\$24,967.00	1		\$24,967.00
			PERSONNEL TOTAL :	\$24,967.00
			OFFICE SUB-TOTAL:	\$118,819.00
			TOTAL FRINGE BENEFITS:	\$0.00
			OFFICE TOTAL:	\$118,819.00
			COUNTY SUB-TOTAL:	\$118,819.00
			TOTAL FRINGE BENEFITS:	\$0.00
			COUNTY TOTAL:	\$118,819.00
Vanderburgh				
PROBATION				
Chief Probation Officer	\$74,130.00	1		\$74,130.00
			PERSONNEL TOTAL :	\$74,130.00
Probation Officer	\$45,472.00	3		\$136,416.00
	\$69,130.00	1		\$69,130.00
	\$47,670.00	1		\$47,670.00
	\$62,087.00	1		\$62,087.00
	\$59,130.00	1		\$59,130.00
	\$53,668.00	1		\$53,668.00
	\$43,376.00	1		\$43,376.00
	\$50,907.00	1		\$50,907.00
	\$44,086.00	1		\$44,086.00
	\$22,417.00	1		\$22,417.00
	\$19,400.00	1		\$19,400.00
	\$20,589.00	1		\$20,589.00
	\$13,098.00	1		\$13,098.00
	\$41,380.00	1		\$41,380.00
	\$69,050.00	2		\$138,100.00
	\$40,901.00	1		\$40,901.00
	\$50,222.00	1		\$50,222.00
	\$51,396.00	1		\$51,396.00
	\$63,404.00	1		\$63,404.00
	\$54,091.00	1		\$54,091.00
	\$44,426.00	1		\$44,426.00
	\$52,435.00	1		\$52,435.00
	\$51,313.00	1		\$51,313.00
	\$48,138.00	1		\$48,138.00
	\$55,090.00	1		\$55,090.00
	\$55,351.00	1		\$55,351.00
	\$48,376.00	2		\$96,752.00
	\$58,756.00	1		\$58,756.00

PROBATION PERSONNEL SALARIES 2016

	SALARY	# EMPLOYEES		TOTAL
Vanderburgh				
Probation Officer	\$53,756.00	2		\$107,512.00
	\$32,531.00	1		\$32,531.00
	\$45,472.00	1		\$45,472.00
			PERSONNEL TOTAL :	\$1,729,244.00
Clerical Personnel	\$35,029.00	1		\$35,029.00
	\$54,136.00	1		\$54,136.00
	\$42,836.00	1		\$42,836.00
	\$38,470.00	1		\$38,470.00
	\$40,717.00	1		\$40,717.00
	\$39,575.00	1		\$39,575.00
	\$8,304.00	1		\$8,304.00
	\$6,728.00	4		\$26,912.00
	\$33,733.00	1		\$33,733.00
	\$36,707.00	1		\$36,707.00
	\$33,076.00	1		\$33,076.00
	\$31,132.00	1		\$31,132.00
			PERSONNEL TOTAL :	\$420,627.00
			OFFICE SUB-TOTAL:	\$2,224,001.00
			TOTAL FRINGE BENEFITS:	\$896,017.55
			OFFICE TOTAL:	\$3,120,018.55
			COUNTY SUB-TOTAL:	\$2,224,001.00
			TOTAL FRINGE BENEFITS:	\$896,017.55
			COUNTY TOTAL:	\$3,120,018.55
Vermillion				
PROBATION				
Chief Probation Officer	\$66,498.66	1		\$66,498.66
			PERSONNEL TOTAL :	\$66,498.66
Probation Officer	\$46,061.09	1		\$46,061.09
			PERSONNEL TOTAL :	\$46,061.09
Clerical Personnel	\$33,595.17	1		\$33,595.17
			PERSONNEL TOTAL :	\$33,595.17
			OFFICE SUB-TOTAL:	\$146,154.92
			TOTAL FRINGE BENEFITS:	\$85,871.11
			OFFICE TOTAL:	\$232,026.03
			COUNTY SUB-TOTAL:	\$146,154.92
			TOTAL FRINGE BENEFITS:	\$85,871.11
			COUNTY TOTAL:	\$232,026.03
Vigo				
ADULT PROBATION				
Chief Probation Officer	\$69,130.00	1		\$69,130.00
			PERSONNEL TOTAL :	\$69,130.00
Probation Officer	\$62,087.00	1		\$62,087.00

PROBATION PERSONNEL SALARIES 2016

	SALARY	# EMPLOYEES		TOTAL
Vigo				
Probation Officer	\$50,749.00	1		\$50,749.00
	\$44,426.00	1		\$44,426.00
	\$48,869.00	1		\$48,869.00
	\$43,326.00	1		\$43,326.00
	\$38,316.00	1		\$38,316.00
	\$36,146.00	1		\$36,146.00
	\$33,547.00	1		\$33,547.00
	PERSONNEL TOTAL :			\$357,466.00
Clerical Personnel	\$33,066.00	1		\$33,066.00
	\$32,482.00	1		\$32,482.00
	\$34,149.00	1		\$34,149.00
	PERSONNEL TOTAL :			\$99,697.00
	OFFICE SUB-TOTAL:			\$526,293.00
	TOTAL FRINGE BENEFITS:			\$0.00
	OFFICE TOTAL:			\$526,293.00
JUVENILE PROBATION				
Chief Probation Officer	\$67,050.00	1		\$67,050.00
	PERSONNEL TOTAL :			\$67,050.00
Probation Officer	\$59,130.00	1		\$59,130.00
	\$56,444.00	1		\$56,444.00
	\$53,756.00	1		\$53,756.00
	\$44,426.00	2		\$88,852.00
	\$43,340.00	1		\$43,340.00
	PERSONNEL TOTAL :			\$301,522.00
Clerical Personnel	\$39,904.00	1		\$39,904.00
	\$28,595.00	1		\$28,595.00
	PERSONNEL TOTAL :			\$68,499.00
	OFFICE SUB-TOTAL:			\$437,071.00
	TOTAL FRINGE BENEFITS:			\$86,580.00
	OFFICE TOTAL:			\$523,651.00
	COUNTY SUB-TOTAL:			\$963,364.00
	TOTAL FRINGE BENEFITS:			\$86,580.00
	COUNTY TOTAL:			\$1,049,944.00
Wabash				
PROBATION				
Chief Probation Officer	\$66,496.00	1		\$66,496.00
	PERSONNEL TOTAL :			\$66,496.00
Probation Officer	\$58,908.41	1		\$58,908.41
	\$50,870.00	1		\$50,870.00
	\$43,778.90	1		\$43,778.90
	\$43,024.00	1		\$43,024.00
	\$40,761.00	1		\$40,761.00
	\$32,148.00	1		\$32,148.00

PROBATION PERSONNEL SALARIES 2016

	SALARY	# EMPLOYEES		TOTAL
Wabash				
Probation Officer	\$40,585.92	1		\$40,585.92
	\$38,496.00	1		\$38,496.00
	\$32,148.00	1		\$32,148.00
	\$32,148.00	1		\$32,148.00
	\$32,148.00	1		\$32,148.00
	\$32,148.00	1		\$32,148.00
	PERSONNEL TOTAL :			\$477,164.23
Clerical Personnel	\$33,454.50	1		\$33,454.50
	\$30,769.50	1		\$30,769.50
	PERSONNEL TOTAL :			\$64,224.00
Other Personnel	\$30,642.00	1		\$30,642.00
	\$10,000.00	3		\$30,000.00
	PERSONNEL TOTAL :			\$60,642.00
				OFFICE SUB-TOTAL:
				\$668,526.23
				TOTAL FRINGE BENEFITS:
				\$58,990.55
				OFFICE TOTAL:
				\$727,516.78
				COUNTY SUB-TOTAL:
				\$668,526.23
				TOTAL FRINGE BENEFITS:
				\$58,990.55
				COUNTY TOTAL:
				\$727,516.78
Warren				
PROBATION				
Chief Probation Officer	\$64,130.04	1		\$64,130.04
	PERSONNEL TOTAL :			\$64,130.04
Probation Officer	\$44,425.94	1		\$44,425.94
	PERSONNEL TOTAL :			\$44,425.94
Clerical Personnel	\$29,153.02	1		\$29,153.02
	PERSONNEL TOTAL :			\$29,153.02
				OFFICE SUB-TOTAL:
				\$137,709.00
				TOTAL FRINGE BENEFITS:
				\$0.00
				OFFICE TOTAL:
				\$137,709.00
				COUNTY SUB-TOTAL:
				\$137,709.00
				TOTAL FRINGE BENEFITS:
				\$0.00
				COUNTY TOTAL:
				\$137,709.00
Warrick				
PROBATION				
Chief Probation Officer	\$67,086.00	1		\$67,086.00
	PERSONNEL TOTAL :			\$67,086.00
Probation Officer	\$59,130.00	1		\$59,130.00
	\$58,756.00	1		\$58,756.00
	\$46,647.00	0		\$46,647.00
	PERSONNEL TOTAL :			\$164,533.00

PROBATION PERSONNEL SALARIES 2016

	SALARY	# EMPLOYEES		TOTAL
Warrick				
Clerical Personnel	\$7,102.63	1		\$7,102.63
			PERSONNEL TOTAL :	\$7,102.63
			OFFICE SUB-TOTAL:	\$238,721.63
			TOTAL FRINGE BENEFITS:	\$0.00
			OFFICE TOTAL:	\$238,721.63
			COUNTY SUB-TOTAL:	\$238,721.63
			TOTAL FRINGE BENEFITS:	\$0.00
			COUNTY TOTAL:	\$238,721.63
Washington				
PROBATION				
Chief Probation Officer	\$61,756.00	1		\$61,756.00
			PERSONNEL TOTAL :	\$61,756.00
Probation Officer	\$39,381.00	1		\$39,381.00
	\$54,256.00	1		\$54,256.00
	\$51,705.00	1		\$51,705.00
	\$44,926.00	1		\$44,926.00
	\$33,103.00	1		\$33,103.00
			PERSONNEL TOTAL :	\$223,371.00
Clerical Personnel	\$27,703.00	1		\$27,703.00
	\$27,102.00	1		\$27,102.00
			PERSONNEL TOTAL :	\$54,805.00
			OFFICE SUB-TOTAL:	\$339,932.00
			TOTAL FRINGE BENEFITS:	\$0.00
			OFFICE TOTAL:	\$339,932.00
			COUNTY SUB-TOTAL:	\$339,932.00
			TOTAL FRINGE BENEFITS:	\$0.00
			COUNTY TOTAL:	\$339,932.00
Wayne				
PROBATION				
Chief Probation Officer	\$87,893.00	1		\$87,893.00
			PERSONNEL TOTAL :	\$87,893.00
Probation Officer	\$62,838.00	1		\$62,838.00
	\$61,315.00	1		\$61,315.00

PROBATION PERSONNEL SALARIES 2016

	SALARY	# EMPLOYEES		TOTAL
Wayne				
Probation Officer	\$62,267.00	1		\$62,267.00
	\$60,280.00	1		\$60,280.00
	\$59,428.00	1		\$59,428.00
	\$29,871.00	1		\$29,871.00
	\$28,449.00	1		\$28,449.00
	\$7,565.00	1		\$7,565.00
	\$43,355.00	1		\$43,355.00
	\$41,580.00	1		\$41,580.00
	\$39,276.00	1		\$39,276.00
	\$35,150.00	1		\$35,150.00
	\$32,157.00	1		\$32,157.00
	\$30,285.00	1		\$30,285.00
	\$58,037.00	1		\$58,037.00
	\$57,991.00	1		\$57,991.00
	\$55,809.00	1		\$55,809.00
	\$48,942.00	1		\$48,942.00
	\$47,476.00	1		\$47,476.00
	\$44,085.00	1		\$44,085.00
	PERSONNEL TOTAL :			\$906,156.00
Clerical Personnel	\$10,333.00	1		\$10,333.00
	\$28,190.00	1		\$28,190.00
	\$26,360.00	1		\$26,360.00
	\$24,387.00	1		\$24,387.00
	\$7,801.00	1		\$7,801.00
	\$25,880.00	1		\$25,880.00
	PERSONNEL TOTAL :			\$122,951.00
OFFICE SUB-TOTAL:				\$1,117,000.00
TOTAL FRINGE BENEFITS:				\$232,256.12
OFFICE TOTAL:				\$1,349,256.12
COUNTY SUB-TOTAL:				\$1,117,000.00
TOTAL FRINGE BENEFITS:				\$232,256.12
COUNTY TOTAL:				\$1,349,256.12
Wells				
PROBATION				
Chief Probation Officer	\$72,334.00	1		\$72,334.00
	PERSONNEL TOTAL :			\$72,334.00
Probation Officer	\$61,443.00	2		\$122,886.00
	\$51,375.00	1		\$51,375.00
	\$49,441.00	1		\$49,441.00
	\$18,274.69	1		\$18,274.69
	PERSONNEL TOTAL :			\$241,976.69
Clerical Personnel	\$31,521.00	2		\$63,042.00
	PERSONNEL TOTAL :			\$63,042.00
Other Personnel	\$1,480.00	1		\$1,480.00
	\$365.48	1		\$365.48

PROBATION PERSONNEL SALARIES 2016

	SALARY	# EMPLOYEES		TOTAL
Wells				
Other Personnel	\$2,115.24	0		\$2,115.24
			PERSONNEL TOTAL :	\$3,960.72
			OFFICE SUB-TOTAL:	\$381,313.41
			TOTAL FRINGE BENEFITS:	\$113,562.00
			OFFICE TOTAL:	\$494,875.41
			COUNTY SUB-TOTAL:	\$381,313.41
			TOTAL FRINGE BENEFITS:	\$113,562.00
			COUNTY TOTAL:	\$494,875.41
White				
PROBATION				
Chief Probation Officer	\$54,329.42	1		\$54,329.42
			PERSONNEL TOTAL :	\$54,329.42
Probation Officer	\$60,074.47	1		\$60,074.47
	\$44,185.51	1		\$44,185.51
	\$33,974.02	1		\$33,974.02
			PERSONNEL TOTAL :	\$138,234.00
Clerical Personnel	\$31,133.94	1		\$31,133.94
	\$28,946.66	1		\$28,946.66
			PERSONNEL TOTAL :	\$60,080.60
			OFFICE SUB-TOTAL:	\$252,644.02
			TOTAL FRINGE BENEFITS:	\$0.00
			OFFICE TOTAL:	\$252,644.02
			COUNTY SUB-TOTAL:	\$252,644.02
			TOTAL FRINGE BENEFITS:	\$0.00
			COUNTY TOTAL:	\$252,644.02
Whitley				
PROBATION				
Chief Probation Officer	\$66,630.00	1		\$66,630.00
			PERSONNEL TOTAL :	\$66,630.00
Probation Officer	\$42,593.00	4		\$170,372.00
			PERSONNEL TOTAL :	\$170,372.00

	SALARY	# EMPLOYEES	TOTAL
Whitley			
Clerical Personnel	\$32,147.00	2	\$64,294.00
PERSONNEL TOTAL :			\$64,294.00
OFFICE SUB-TOTAL:			\$301,296.00
TOTAL FRINGE BENEFITS:			\$0.00
OFFICE TOTAL:			\$301,296.00
COUNTY SUB-TOTAL:			\$301,296.00
TOTAL FRINGE BENEFITS:			\$0.00
COUNTY TOTAL:			\$301,296.00

PROBATION PERSONNEL SALARIES 2016

	TOTAL
STATE TOTALS	
GRAND TOTAL CIRCUIT, SUPERIOR and PROBATE:	
GRAND TOTAL CHIEF PROBATION OFFICERS:	\$6,877,225.64
GRAND TOTAL OTHER PROBATION OFFICERS:	\$59,329,012.89
GRAND TOTAL CLERICAL PERSONNEL:	\$10,044,086.49
GRAND TOTAL OTHER PERSONNEL:	\$4,024,108.69
SUB-TOTAL:	\$30,274,433.71
TOTAL FRINGE BENEFITS:	\$13,767,452.81
TOTAL:	\$94,041,886.52
GRAND TOTAL CITY & TOWN:	
GRAND TOTAL CHIEF PROBATION OFFICERS:	\$775,161.29
GRAND TOTAL OTHER PROBATION OFFICERS:	\$481,129.25
GRAND TOTAL CLERICAL PERSONNEL:	\$493,586.12
GRAND TOTAL OTHER PERSONNEL:	\$63,315.91
SUB-TOTAL:	\$1,813,192.57
TOTAL FRINGE BENEFITS:	\$114,331.08
TOTAL:	\$1,927,523.65
STATE SUB-TOTAL:	\$82,087,626.28
STATE TOTAL FRINGE BENEFITS:	\$13,881,783.89
STATE GRAND TOTAL:	\$95,969,410.17

PROBATION REPORT
2016 RESTITUTION

	RESTITUTION TOTAL
<hr/>	
ADAMS	
PROBATION	\$86,327
TOTAL COURTS OF RECORD:	\$86,327
COUNTY TOTAL:	\$86,327
<hr/>	
ALLEN	
ADULT PROBATION	\$400,126
JUVENILE DET CENTER	\$19,406
TOTAL COURTS OF RECORD:	\$419,532
COUNTY TOTAL:	\$419,532
<hr/>	
BARTHOLOMEW	
PROBATION	\$109,347
TOTAL COURTS OF RECORD:	\$109,347
COUNTY TOTAL:	\$109,347
<hr/>	
BENTON	
PROBATION	\$0
TOTAL COURTS OF RECORD:	\$0
COUNTY TOTAL:	\$0
<hr/>	
BLACKFORD	
PROBATION	\$2,000
TOTAL COURTS OF RECORD:	\$2,000
COUNTY TOTAL:	\$2,000
<hr/>	
BOONE	
PROBATION	\$75,089
TOTAL COURTS OF RECORD:	\$75,089
COUNTY TOTAL:	\$75,089
<hr/>	
BROWN	
PROBATION	\$45,371
TOTAL COURTS OF RECORD:	\$45,371
COUNTY TOTAL:	\$45,371
<hr/>	
CARROLL	
PROBATION	\$74,678
TOTAL COURTS OF RECORD:	\$74,678
COUNTY TOTAL:	\$74,678
<hr/>	
CASS	
ADULT PROBATION	\$65,813
JUVENILE PROBATION	\$0
TOTAL COURTS OF RECORD:	\$65,813
COUNTY TOTAL:	\$65,813

PROBATION REPORT
2016 RESTITUTION

	RESTITUTION TOTAL
<hr/>	
CLARK	
PROBATION	\$108,906
TOTAL COURTS OF RECORD:	\$108,906
CLARKSVILLE TOWN PROBATION	\$9,433
TOTAL CITY & TOWN:	\$9,433
COUNTY TOTAL:	\$118,339
<hr/>	
CLAY	
PROBATION	\$67,019
TOTAL COURTS OF RECORD:	\$67,019
COUNTY TOTAL:	\$67,019
<hr/>	
CLINTON	
PROBATION	\$69,937
TOTAL COURTS OF RECORD:	\$69,937
COUNTY TOTAL:	\$69,937
<hr/>	
CRAWFORD	
PROBATION	\$0
TOTAL COURTS OF RECORD:	\$0
COUNTY TOTAL:	\$0
<hr/>	
DAVIESS	
PROBATION	\$52,720
TOTAL COURTS OF RECORD:	\$52,720
COUNTY TOTAL:	\$52,720
<hr/>	
DEARBORN	
PROBATION	\$124,604
TOTAL COURTS OF RECORD:	\$124,604
COUNTY TOTAL:	\$124,604
<hr/>	
DECATUR	
ADULT PROBATION	\$56,184
JUVENILE PROBATION	\$1,611
TOTAL COURTS OF RECORD:	\$57,795
COUNTY TOTAL:	\$57,795
<hr/>	
DEKALB	
PROBATION	\$56,176
TOTAL COURTS OF RECORD:	\$56,176
COUNTY TOTAL:	\$56,176
<hr/>	
DELAWARE	
ADULT PROBATION	\$35,655
JUVENILE PROBATION	\$1,250
TOTAL COURTS OF RECORD:	\$36,905
MUNCIE CITY PROBATION	\$2,217
TOTAL CITY & TOWN:	\$2,217
COUNTY TOTAL:	\$39,122

PROBATION REPORT
2016 RESTITUTION

	RESTITUTION TOTAL
<hr/>	
DUBOIS	
PROBATION	\$97,176
TOTAL COURTS OF RECORD:	\$97,176
COUNTY TOTAL:	\$97,176
<hr/>	
ELKHART	
JUVENILE PROBATION	\$23,190
PROBATION	\$206,891
TOTAL COURTS OF RECORD:	\$230,082
ELKHART CITY PROBATION	\$25,100
GOSHEN CITY PROBATION	\$8,345
TOTAL CITY & TOWN:	\$33,445
COUNTY TOTAL:	\$263,527
<hr/>	
FAYETTE	
PROBATION	\$86,630
TOTAL COURTS OF RECORD:	\$86,630
COUNTY TOTAL:	\$86,630
<hr/>	
FLOYD	
PROBATION	\$0
TOTAL COURTS OF RECORD:	\$0
COUNTY TOTAL:	\$0
<hr/>	
FOUNTAIN	
PROBATION	\$18,150
TOTAL COURTS OF RECORD:	\$18,150
COUNTY TOTAL:	\$18,150
<hr/>	
FRANKLIN	
PROBATION	\$42,475
TOTAL COURTS OF RECORD:	\$42,475
COUNTY TOTAL:	\$42,475
<hr/>	
FULTON	
PROBATION	\$77,545
TOTAL COURTS OF RECORD:	\$77,545
COUNTY TOTAL:	\$77,545
<hr/>	
GIBSON	
PROBATION	\$44,796
TOTAL COURTS OF RECORD:	\$44,796
COUNTY TOTAL:	\$44,796
<hr/>	
GRANT	
PROBATION	\$0
TOTAL COURTS OF RECORD:	\$0
GAS CITY PROBATION	\$7,150
MARION CITY PROBATION	\$10,501
TOTAL CITY & TOWN:	\$17,651
COUNTY TOTAL:	\$17,651

PROBATION REPORT
2016 RESTITUTION

	RESTITUTION TOTAL
<hr/>	
GREENE	
PROBATION	\$1,923
TOTAL COURTS OF RECORD:	\$1,923
COUNTY TOTAL:	\$1,923
<hr/>	
HAMILTON	
PROBATION	\$199,721
TOTAL COURTS OF RECORD:	\$199,721
COUNTY TOTAL:	\$199,721
<hr/>	
HANCOCK	
PROBATION	\$163,047
TOTAL COURTS OF RECORD:	\$163,047
COUNTY TOTAL:	\$163,047
<hr/>	
HARRISON	
ADULT PROBATION	\$63,490
JUVENILE PROBATION	\$450
TOTAL COURTS OF RECORD:	\$63,940
COUNTY TOTAL:	\$63,940
<hr/>	
HENDRICKS	
PROBATION	\$0
TOTAL COURTS OF RECORD:	\$0
PLAINFIELD TOWN PROBATION	\$0
TOTAL CITY & TOWN:	\$0
COUNTY TOTAL:	\$0
<hr/>	
HENRY	
PROBATION	\$76,501
TOTAL COURTS OF RECORD:	\$76,501
COUNTY TOTAL:	\$76,501
<hr/>	
HOWARD	
PROBATION	\$9,196
TOTAL COURTS OF RECORD:	\$9,196
COUNTY TOTAL:	\$9,196
<hr/>	
HUNTINGTON	
PROBATION	\$60,524
TOTAL COURTS OF RECORD:	\$60,524
COUNTY TOTAL:	\$60,524
<hr/>	
JACKSON	
PROBATION	\$32,486
TOTAL COURTS OF RECORD:	\$32,486
COUNTY TOTAL:	\$32,486
<hr/>	
JASPER	
PROBATION	\$70,744
TOTAL COURTS OF RECORD:	\$70,744
COUNTY TOTAL:	\$70,744

PROBATION REPORT
2016 RESTITUTION

	RESTITUTION TOTAL
<hr/>	
JAY	
PROBATION	\$7,666
TOTAL COURTS OF RECORD:	\$7,666
COUNTY TOTAL:	\$7,666
<hr/>	
JEFFERSON	
PROBATION	\$0
TOTAL COURTS OF RECORD:	\$0
COUNTY TOTAL:	\$0
<hr/>	
JENNINGS	
PROBATION	\$28,437
TOTAL COURTS OF RECORD:	\$28,437
COUNTY TOTAL:	\$28,437
<hr/>	
JOHNSON	
PROBATION	\$67,268
TOTAL COURTS OF RECORD:	\$67,268
GREENWOOD CITY PROBATION	\$0
TOTAL CITY & TOWN:	\$0
COUNTY TOTAL:	\$67,268
<hr/>	
KNOX	
PROBATION	\$57,780
TOTAL COURTS OF RECORD:	\$57,780
COUNTY TOTAL:	\$57,780
<hr/>	
KOSCIUSKO	
PROBATION	\$139,438
TOTAL COURTS OF RECORD:	\$139,438
COUNTY TOTAL:	\$139,438
<hr/>	
LAGRANGE	
PROBATION	\$32,964
TOTAL COURTS OF RECORD:	\$32,964
COUNTY TOTAL:	\$32,964

PROBATION REPORT
2016 RESTITUTION

	RESTITUTION TOTAL
<hr/>	
LAKE	
ADULT PROBATION	\$398,031
JUVENILE PROBATION	\$3,760
JUVENILE DET CENTER	\$3,760
TOTAL COURTS OF RECORD:	\$405,550
CROWN PT. CITY PROBATION	\$0
E. CHICAGO CITY PROBATION	\$7,473
GARY CITY PROBATION	\$6,253
HAMMOND CITY PROBATION	\$1,755
HOBART CITY PROBATION	\$0
LOWELL TOWN PROBATION	\$0
MERRILLVILLE TOWN PROBATION	\$2,703
SCHERERVILLE TOWN PROBATION	\$0
WHITING CITY PROBATION	\$0
TOTAL CITY & TOWN:	\$18,184
COUNTY TOTAL:	\$423,734
<hr/>	
LAPORTE	
ADULT PROBATION	\$79,040
JUVENILE PROBATION	\$613
TOTAL COURTS OF RECORD:	\$79,652
COUNTY TOTAL:	\$79,652
<hr/>	
LAWRENCE	
PROBATION	\$51,146
TOTAL COURTS OF RECORD:	\$51,146
COUNTY TOTAL:	\$51,146
<hr/>	
MADISON	
ADULT PROBATION	\$125,129
JUVENILE PROBATION	\$12,625
TOTAL COURTS OF RECORD:	\$137,755
ANDERSON CITY PROBATION	\$5,158
ELWOOD CITY PROBATION	\$1,481
TOTAL CITY & TOWN:	\$6,639
COUNTY TOTAL:	\$144,394
<hr/>	
MARION	
PROBATION	\$840,362
TOTAL COURTS OF RECORD:	\$840,362
COUNTY TOTAL:	\$840,362
<hr/>	
MARSHALL	
PROBATION	\$103,333
TOTAL COURTS OF RECORD:	\$103,333
COUNTY TOTAL:	\$103,333
<hr/>	
MARTIN	
PROBATION	\$17,359
TOTAL COURTS OF RECORD:	\$17,359
COUNTY TOTAL:	\$17,359

PROBATION REPORT
2016 RESTITUTION

	RESTITUTION TOTAL
<hr/>	
MIAMI	
PROBATION	\$0
TOTAL COURTS OF RECORD:	\$0
COUNTY TOTAL:	\$0
<hr/>	
MONROE	
PROBATION	\$161,529
TOTAL COURTS OF RECORD:	\$161,529
COUNTY TOTAL:	\$161,529
<hr/>	
MONTGOMERY	
PROBATION	\$70,600
TOTAL COURTS OF RECORD:	\$70,600
COUNTY TOTAL:	\$70,600
<hr/>	
MORGAN	
PROBATION	\$63,865
TOTAL COURTS OF RECORD:	\$63,865
COUNTY TOTAL:	\$63,865
<hr/>	
NEWTON	
PROBATION	\$28,302
TOTAL COURTS OF RECORD:	\$28,302
COUNTY TOTAL:	\$28,302
<hr/>	
NOBLE	
PROBATION	\$81,849
TOTAL COURTS OF RECORD:	\$81,849
COUNTY TOTAL:	\$81,849
<hr/>	
OHIO	
PROBATION	\$0
TOTAL COURTS OF RECORD:	\$0
COUNTY TOTAL:	\$0
<hr/>	
ORANGE	
PROBATION	\$36,416
TOTAL COURTS OF RECORD:	\$36,416
COUNTY TOTAL:	\$36,416
<hr/>	
OWEN	
PROBATION	\$9,047
TOTAL COURTS OF RECORD:	\$9,047
COUNTY TOTAL:	\$9,047
<hr/>	
PARKE	
PROBATION	\$0
TOTAL COURTS OF RECORD:	\$0
COUNTY TOTAL:	\$0

PROBATION REPORT
2016 RESTITUTION

	RESTITUTION TOTAL
<hr/>	
PERRY	
PROBATION	\$54,174
TOTAL COURTS OF RECORD:	\$54,174
COUNTY TOTAL:	\$54,174
<hr/>	
PIKE	
PROBATION	\$10,111
TOTAL COURTS OF RECORD:	\$10,111
COUNTY TOTAL:	\$10,111
<hr/>	
PORTER	
ADULT PROBATION	\$0
JUVENILE PROBATION	\$3,859
TOTAL COURTS OF RECORD:	\$3,859
COUNTY TOTAL:	\$3,859
<hr/>	
POSEY	
PROBATION	\$44,967
TOTAL COURTS OF RECORD:	\$44,967
COUNTY TOTAL:	\$44,967
<hr/>	
PULASKI	
PROBATION	\$26,900
TOTAL COURTS OF RECORD:	\$26,900
COUNTY TOTAL:	\$26,900
<hr/>	
PUTNAM	
ADULT PROBATION	\$79,143
JUVENILE PROBATION	\$12,485
TOTAL COURTS OF RECORD:	\$91,629
COUNTY TOTAL:	\$91,629
<hr/>	
RANDOLPH	
PROBATION	\$68,761
TOTAL COURTS OF RECORD:	\$68,761
COUNTY TOTAL:	\$68,761
<hr/>	
RIPLEY	
PROBATION	\$29,504
TOTAL COURTS OF RECORD:	\$29,504
COUNTY TOTAL:	\$29,504
<hr/>	
RUSH	
PROBATION	\$18,054
TOTAL COURTS OF RECORD:	\$18,054
COUNTY TOTAL:	\$18,054
<hr/>	
ST. JOSEPH	
ADULT PROBATION	\$0
JUVENILE PROBATION	\$11,899
TOTAL COURTS OF RECORD:	\$11,899
COUNTY TOTAL:	\$11,899

PROBATION REPORT
2016 RESTITUTION

	RESTITUTION TOTAL
<hr/>	
SCOTT	
PROBATION	\$0
TOTAL COURTS OF RECORD:	\$0
COUNTY TOTAL:	\$0
<hr/>	
SHELBY	
PROBATION	\$166,362
TOTAL COURTS OF RECORD:	\$166,362
COUNTY TOTAL:	\$166,362
<hr/>	
SPENCER	
PROBATION	\$24,488
TOTAL COURTS OF RECORD:	\$24,488
COUNTY TOTAL:	\$24,488
<hr/>	
STARKE	
PROBATION	\$0
TOTAL COURTS OF RECORD:	\$0
COUNTY TOTAL:	\$0
<hr/>	
STEBEN	
PROBATION	\$37,444
TOTAL COURTS OF RECORD:	\$37,444
COUNTY TOTAL:	\$37,444
<hr/>	
SULLIVAN	
PROBATION	\$18,031
TOTAL COURTS OF RECORD:	\$18,031
COUNTY TOTAL:	\$18,031
<hr/>	
SWITZERLAND	
PROBATION	\$5,954
TOTAL COURTS OF RECORD:	\$5,954
COUNTY TOTAL:	\$5,954
<hr/>	
TIPPECANOE	
PROBATION	\$0
TOTAL COURTS OF RECORD:	\$0
COUNTY TOTAL:	\$0
<hr/>	
TIPTON	
PROBATION	\$29,397
TOTAL COURTS OF RECORD:	\$29,397
COUNTY TOTAL:	\$29,397
<hr/>	
UNION	
PROBATION	\$13,388
TOTAL COURTS OF RECORD:	\$13,388
COUNTY TOTAL:	\$13,388

PROBATION REPORT
2016 RESTITUTION

	RESTITUTION TOTAL
<hr/>	
VANDERBURGH	
PROBATION	\$251,837
TOTAL COURTS OF RECORD:	\$251,837
COUNTY TOTAL:	\$251,837
<hr/>	
VERMILLION	
PROBATION	\$28,712
TOTAL COURTS OF RECORD:	\$28,712
COUNTY TOTAL:	\$28,712
<hr/>	
VIGO	
ADULT PROBATION	\$71,784
JUVENILE PROBATION	\$2,941
TOTAL COURTS OF RECORD:	\$74,725
COUNTY TOTAL:	\$74,725
<hr/>	
WABASH	
PROBATION	\$60,648
TOTAL COURTS OF RECORD:	\$60,648
COUNTY TOTAL:	\$60,648
<hr/>	
WARREN	
PROBATION	\$0
TOTAL COURTS OF RECORD:	\$0
COUNTY TOTAL:	\$0
<hr/>	
WARRICK	
PROBATION	\$68,227
TOTAL COURTS OF RECORD:	\$68,227
COUNTY TOTAL:	\$68,227
<hr/>	
WASHINGTON	
PROBATION	\$51,203
TOTAL COURTS OF RECORD:	\$51,203
COUNTY TOTAL:	\$51,203
<hr/>	
WAYNE	
PROBATION	\$0
TOTAL COURTS OF RECORD:	\$0
COUNTY TOTAL:	\$0
<hr/>	
WELLS	
PROBATION	\$42,869
TOTAL COURTS OF RECORD:	\$42,869
COUNTY TOTAL:	\$42,869
<hr/>	
WHITE	
PROBATION	\$76,056
TOTAL COURTS OF RECORD:	\$76,056
COUNTY TOTAL:	\$76,056

PROBATION REPORT
2016 RESTITUTION

	RESTITUTION TOTAL
WHITLEY	
PROBATION	\$0
TOTAL COURTS OF RECORD:	\$0
COUNTY TOTAL:	\$0
<hr/>	
STATE TOTALS	
<hr/>	
GRAND TOTAL CIRCUIT, SUPERIOR & PROBATE:	\$6,456,671
GRAND TOTAL CITY & TOWN:	\$87,569
<hr/>	
GRAND TOTAL:	\$6,544,240

INDIANA SUPREME COURT



OFFICE OF JUDICIAL ADMINISTRATION

251 North Illinois Street, Suite 1600

Indianapolis, Indiana 46204

(317) 234-2542

COURTS.IN.GOV



On the cover: The Jefferson County Courthouse, which was rebuilt in 2011 following a fire.
Front cover photo courtesy of Jefferson County Commissioner David Bramer