

HONORED TO SERVE
Indiana Probation Report

2014

SUMMARY & STATISTICS



2014

INDIANA PROBATION REPORT

Summary & Statistics



The Supreme Court of Indiana

The Honorable Loretta H. Rush, Chief Justice*
The Honorable Brent E. Dickson, Assoc. Justice
The Honorable Robert D. Rucker, Assoc. Justice
The Honorable Steven H. David, Assoc. Justice
The Honorable Mark S. Massa, Assoc. Justice

Lilia G. Judson, Executive Director
Division of State Court Administration
30 South Meridian, Suite 500
Indianapolis, IN 46204
Phone: (317) 232-2542
Fax: (317) 233-6586

courts.in.gov

*On August 18, 2014, the Honorable Loretta Rush became Chief Justice.

ON THE COVER

History of the Tippecanoe County Courthouse

History provided by the Historic Landmarks Foundation of Indiana

Built in 1884, the Tippecanoe County Courthouse, which cost \$500,000 to build, was the largest construction project in the state during the time of its construction embodying the “county capitol” idea behind many of Indiana’s late-nineteenth century courthouse designs.

The building, which looks over downtown Lafayette, is a mixture of the most popular, late-nineteenth century architectural styles. The *mansard* roofs are typical of the Second Empire, a French-influenced style used in many Indiana courthouses, yet the building’s one-hundred columns are a nod to Neoclassical and Greek temples. Its white exterior reflects the *Beaux Arts* principle later seen on Chicago’s Columbian Exposition’s white buildings.

Statuary sit above each of the courthouse’s entrances; George Rogers Clark, George Washington, and Tecumseh greet visitors at the north and south entrances while representations of Justice, Industry, and Agriculture are perched on the east and west entrance’s pediments. The courthouse also includes aspects of Baroque, Gothic, and Georgian architecture, making it a true amalgamation of high Victorian styles.

The Tippecanoe County Courthouse was added to the National Register of Historic Places in 1973. The county undertook a major restoration project in 1991, spending over \$15 million dollars to return the courthouse to its historic appearance. During this time, up to thirteen layers of paint were stripped off walls so the original colors and 1885 stencil work could be restored.

Research determined that the ceilings, which had always been unfinished and barrel-vaulted, were intended to be flat, so contractors finished them according to the original plans. The attic area had been used for storage since the courthouse opened, but the 1990s restoration turned it into much needed office space. This added fifth-floor now has some of the best views of the courthouse’s distinctive dome and downtown Lafayette.

Even the statute topping the courthouse’s dome received a make-over. It seems county commissioners originally intended the female figure to be the Goddess of Liberty, brandishing a sword and shield. However, while clearing the courthouse’s attic, a set of scales was found, leading some to believe the statue was supposed to represent Justice. Now the scales are back in the statue’s grasp, 212 feet above the ground.

TABLE OF CONTENTS

Introduction.....	1
Probation Report Definitions	4
Probation Abbreviations	6
Comparison Caseload.....	7
Adult Probation Supervisions 2005-2014	7
Adult Probation Supervision Method of Disposition 2005-2014.....	9
Adult Probation Supervision Levels 2014.....	13
Adult Probation Supervision as Result of Substance Abuse Convictions 2005-2014.....	14
Adult Probation Supervision Presentence Investigation 2005-2014.....	15
Juvenile Probation Referrals 2005-2014	17
Juvenile Probation Supervisions 2005-2014	19
Juvenile Probation Supervisions Method of Disposition 2005-2014.....	21
Juvenile Probation Supervision Levels 2014.....	23
Juvenile Probation Supervisions Received as Result of Substance Abuse Offenses 2005-2014 .	23
Juvenile Probation Supervisions Received as Result of Sex Offense Convictions 2009-2014	24
Juvenile Probation Completed Predisposition Reports and Progress Reports 2005-2014.....	24
Juvenile Law Services Report 2014	25
Juvenile Law Services Financial Report 2014.....	29
Probation Personnel and Expenses 2005-2014.....	31
Probation Restitution 2005-2014.....	33
Adult Probation.....	35
Felony Supervisions Pending January 1, 2014	36
Felony Supervisions Received	43
Felony Supervisions Reopened	50
Felony Supervisions – Total Dispositions.....	57
Felony Supervisions – Types of Dispositions, Closed and Inactive Supervisions	64
Felony Supervisions Pending December 31, 2014	71
Felony Supervisions – Status on Pending Supervisions	78
Probationer Supervision Risk Level – Felony Cases Pending as of December 31, 2014.....	85
Felony Convicted of Substance or Sex Offense in 2014.....	92
Presentence Investigations – Felony	99
Misdemeanor Supervisions Pending January 1, 2014	106
Misdemeanor Supervisions Received	116
Misdemeanor Supervisions Reopened	126
Misdemeanor Supervisions – Total Dispositions.....	136

Misdemeanor Supervisions – Types of Dispositions, Closed and Inactive Supervisions	146
Misdemeanor Supervisions Pending December 31, 2014.....	157
Misdemeanor Supervisions – Status on Pending Supervisions	167
Probationer Supervision Risk Level – Misdemeanor Cases Pending December 31, 2014	177
Misdemeanor Convicted of Substance or Sex Offense in 2014	187
Presentence Investigations – Misdemeanor.....	197
Juvenile Probation.....	207
Referrals Pending January 1, 2014.....	208
Referrals Received.....	215
Referrals Disposed.....	222
Referrals – Methods of Disposition	229
Referrals Pending December 31, 2014	236
Supervisions Pending January 1, 2014.....	243
Supervisions Received.....	250
Supervisions Reopened	257
Supervisions Disposed.....	264
Supervisions - Methods of Disposition	271
Supervisions Pending December 31, 2014	278
Status on Pending Supervision	285
Probationer Supervision Risk Level – Juvenile Cases Pending as of December 31, 2014	292
Juvenile Convicted of Substance or Sex Offense in 2014.....	299
Juvenile Completed Reports	306
Juvenile Law Services Report	313
Juvenile Delinquency – Cases Filed In 2014.....	314
Juvenile Miscellaneous – Cases Filed In 2014.....	345
Juvenile Status – Cases Filed In 2014	377
Semi-Annual Juvenile Law Services Report – Financial Information 2014.....	408
Other Probation Statistics	415
Probation Personnel Salaries 2014.....	416
Restitution 2014	478

INTRODUCTION

Administrative Rule 1(C) of the Indiana Rules of Court requires all probation departments to report to the Division of State Court Administration (Division) the information required by Indiana Code 11-13-1-4. The Division compiles information from these individual reports and publishes the annual Indiana Probation Report. For 2014, the report incorporates the summary and the individual court and county statistics in one volume. The report represents workload data and an overview of funds expended on probation services in Indiana. Also included within the Probation Report is the Juvenile Law Services Report which provides demographic and financial information related to juvenile law services provided to delinquent children as required by Indiana Code 31-31-10-2.

The report provides in graphic format a statewide view of the workload of Indiana's probation departments, information about probation personnel expenses and restitution collected over a ten-year period. In 2012, the Division expanded the juvenile demographic statistics reported per the guidelines established by the Federal Office of Management and Budget. As a result, this expansion included additional age, race and totals by ethnicity. Thus, the section on demographics will not have a 10-year comparison as in past years. The Probation Report also provides detailed information for 2014 broken down by individual department and county.

The Organization and Structure of Probation Services in Indiana

Probation services in Indiana fall within the jurisdiction of the judiciary; the probationer remains under court jurisdiction until the term of probation is complete. Probation officers are trial court employees and are subject to the appointment and supervisory power of the courts they serve. By contrast, parole services are provided by the Department of Correction, an executive branch agency.

The Judicial Conference of Indiana (Conference), chaired by the Chief Justice, sets guidelines and standards for qualification, provides training, administers licensing tests and certifies probation officers. By statute, the Conference is also authorized to set minimum compensation schedules for probation officers.

In addition, the Conference sets certain policies such as risk assessment requirements for probationers. Probation Departments use the Indiana Youth Assessment System (IYAS) for juveniles, and the Indiana Risk Assessment System (IRAS) for adults. These assessments are used to assist with case plans for individual probationers.

The Conference also administers the Interstate Compact for the transfer of supervision of adult and juvenile probationers in and out of Indiana and serves as the intermediary for the return of juvenile runaways, absconders and escapees. In 2014, 1,296 probationers transferred into Indiana and 1,391 probationers transferred out of Indiana under the Interstate Compact.

Home Detention

Since 1988, Indiana Code 35-38-2.5 has authorized Indiana trial courts to order home detention as a condition of probation for criminal offenders. A trial court may order the supervision of an offender's home detention be conducted by the probation department for the court or a community corrections program. The statute requires that orders for home detention require the offender to pay a home detention fee. As of January 1, 2014, 13 probation departments were supervising adult and juvenile probationers through home detention, either with or without electronic monitoring. These departments collected \$1,526,255 in home detention user fees between October 1, 2013 and September 30, 2014. These fees are charged in addition to probation user fees. Community Correction agencies collected \$13,129,077 from individuals being electronically monitored on home detention.

Home detention supervisions are counted as "Other" supervisions for purposes of this report and are included in the aggregate supervisions reflected in this volume. A detailed report on Indiana's home detention program is available from the Indiana Judicial Center at www.courts.in.gov.

Funding of Probation Services

As with other trial court operations, local county revenues, derived primarily through property taxes, fund probation services. Depending on the size of the county and budget, many courts include the court's probation functions within the operations budget of the court itself. In the more populous counties where the probation offices are quite sizable, the probation office prepares a separate budget for the local funding authority. Counties that have established and maintain juvenile detention facilities reflect this substantial expenditure as a probation expense.

Probation user fees, adult and juvenile, provide another significant funding source for probation services. The user fees are paid by probationers as part of the conditions of probation and may be used by the courts to provide probation services. Because many counties do not have a separate probation budget, non-personnel expenditures are absorbed within the court's expenditures, making it impossible to derive a complete picture of all probation-related expenditures. This report does include probation personnel positions, a range of compensation, and other probation expenditures as the probation departments have reported.

Probation officers and staffs constitute the largest segment of trial court personnel in Indiana. During 2014, approximately 1,346 professional probation officers and approximately 591 other employees provided probation services throughout Indiana.

Summary of 2014 Caseload Data

The probation caseload information presented in this report was reported to the Division on a quarterly basis. It reflects the number of adult and juvenile supervisions pending at the beginning and end of the calendar year, the number of supervisions and referrals received, and the number of supervisions and referrals closed during the reporting year.

Beginning in 1996, Indiana's probation departments began mandatory use of a probation classification and workload measures system. Probationers are assigned to supervision based on the relative risk of committing a new offense while on probation. The statistical information reflects the supervision levels of probationers on supervision as of December 31, 2014.

The report also reflects information about how the supervision was terminated. The juvenile data provides information on the total number of juvenile referrals, preliminary inquiries, and predisposition reports, as well as the juvenile supervisions.

In 2014, there was an overall decrease of 9.0 percent in the number of new probation supervisions. Juvenile supervisions were down 2,538, a decrease of 15.4 percent and misdemeanor supervisions were down 3,674, a decrease of 7.4 percent. Although in 2013 there was little change in the number of new felony supervisions from 2012, in 2014 felony supervisions decreased by 2,657, down 8.1 percent. In the adult felony category, 30,157 persons were placed on probation during the reporting year, a number that could have resulted

in an increased inmate population in the Department of Correction absent the probation system.

Along with the decline in the number of new supervisions received in 2014, the total number of supervisions pending at the end of the year also declined from 2013. At the end of 2014, Indiana probation departments were supervising 135,178 adults and juveniles, a decrease of 4.8 percent from the previous year.

Summary of 2014 Fiscal Data

The 2014 data indicates county trial courts spent \$88,046,875 on the salaries of probation officers and probation office staff. The salary expenditure by the city and town court probation departments was an additional \$1,907,293. This represents approximately 28.3 percent of all expenditures on the operation of the courts. This amount, however, was partially offset by the collection of adult and juvenile probation user fees. In 2014, \$13,091,839 was collected statewide in adult probation user fees and \$850,156 in juvenile user fees, for a total of \$13,941,995.

Many probationers are ordered to pay restitution as a condition of probation. These funds are collected and distributed to the appropriate recipient by the clerk's office or the probation department. In 2014, probationers paid a total of \$5,794,326 in restitution for distribution to aggrieved parties.

The information compiled in this report would not be possible without the cooperation and contribution of Indiana's probation officers and their staff.

Probation Report Definitions

The following definitions will be used throughout the 2014 Indiana Probation Report.

Absconded - Persons who have left the jurisdiction of the court without proper authorization and whose whereabouts are currently unknown.

CHINS (Child in Need of Services) - Cases in which a child is alleged to be “in need of services” because the child's physical or mental condition is seriously impaired or endangered due to the inability, refusal, or neglect of the child's parent, guardian, or custodian to supply the child with necessary food, clothing, shelter, medical care, education, or supervision (Indiana Code 31-34-1-1).

Delinquent or Non-Status Delinquent - A child who has allegedly committed an offense prior to attaining 18 years of age that would be considered an offense if committed by an adult (Indiana Code 31-37-1-2).

Interstate Accepted - Persons accepted under supervision from other states, through the Interstate Compact.

Intrastate Accepted - Persons accepted under supervision from other counties in Indiana.

Post-Sentence Supervisions - Persons ordered under supervision after conviction and sentencing. Generally, Post-Sentence supervisions represent convictions where the entire sentence is suspended in favor of probation only.

Predispositional Report (PDR) - Upon a finding by a court that a child is a delinquent child, Indiana Code 31-37-17-1 requires a probation officer or caseworker to complete a predispositional report. Predispositional reports contain (1) a statement of the needs of the child for care, treatment, rehabilitation, or placement; and (2) a recommendation for the care, treatment, rehabilitation, or placement of the child.

Referral - A probation department includes in the referral category any allegation of juvenile misconduct, whether it stems from the police, parents, school, commercial businesses, or other adults. Examples of referrals include police reports of juvenile misconduct, complaints of incorrigibility by a parent, reports from a school as to truancy, or allegations by a neighbor regarding misconduct.

Split-Sentence Supervisions - Persons ordered under supervision after commitment to the Department of Correction for a period of time, or commitment to a local facility. These cases are not counted until the convicted person is released from the institution and is being supervised by the probation department. The category includes any sentence that is a combination of confinement and probation and almost always involves felony convictions rather than misdemeanors, although some misdemeanor convictions will result in split sentences. The key to this category is that the sentence involves a period of commitment in a secure facility, to be followed by probation.

Status Delinquent - A juvenile who is charged with committing an act that would not be considered a crime if committed by an adult, such as truancy, incorrigibility, violations of curfew, and violations of Indiana Code 7.1-5-7 (minors and alcoholic beverages) (Indiana Code 31-37-2-2 – Indiana Code 31-37-2-7).

Supervision in Lieu of Prosecution - Persons ordered under supervision as an alternative to prosecution. If a court determines that probation is a better alternative rather than actual prosecution for a crime (generally misdemeanors), including some sort of court-ordered treatment, the probation department will report the supervision in this category. There must be a court order before any supervision is reported in this category. Indiana Code 12-23-5-1 permits this type of supervision when the court “takes judicial notice of the fact that proper early intervention, medical, advisory or rehabilitative treatment of the defendant is likely to decrease the defendant’s tendency to engage in antisocial behavior.”

Probation Abbreviations

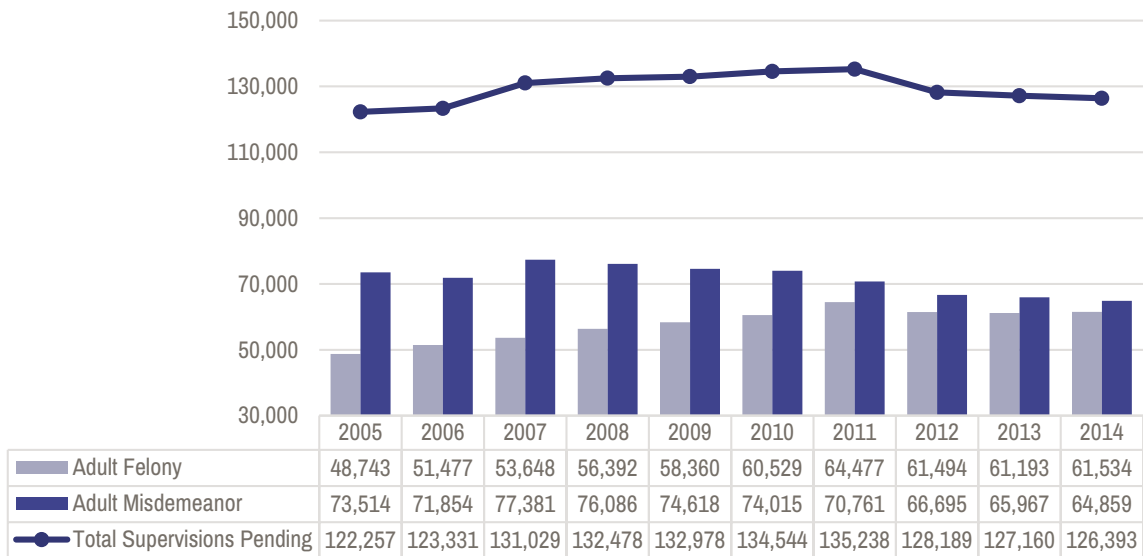
	Abbreviation	Term
Probation – Adult Felony and Misdemeanor	Absconded	Absconded and/or Warrant Active
	Drug	Drug Court Supervision
	In Lieu of Prosecution	Supervision in Lieu of Prosecution
	Inter-State	Inter-State Accepted (from another state)
	Intra-State	Intra-State Accepted (from another county in Indiana)
	Other	Other
	Post	Post-Sentence Supervision
	Pre	Pre-Trial Supervision
	Probation Completed	Discharged
	Revoke New Offense	Revoked Because of New Offense
	Revoke New Violation	Revoked Because of New Violation
	Split	Split Sentence Supervision
	Withheld	Judgment Withheld
Probation – Juvenile Referral	Another Agency	Preliminary Inquiry With Recommendation to Refer to Another Agency or County
	Dismiss	Preliminary Inquiry With Recommendation to Dismiss
	File Petition	Preliminary Inquiry With Recommendation to File Petition
	Informal Adjustment	Preliminary Inquiry With Recommendation for Informal Adjustment
	Non-Status Delinq	Non-Status Delinquent
	Other (Incoming)	Other Referrals, primarily Child in Need of Services
	Other (Method of Disposition)	Other Disposition of Referral
	Status Delinq	Status Delinquent
	Waiver	Preliminary Inquiry With Recommendation for Waiver
Probation – Juvenile Supervisions	Absconded	Absconded
	Cmpltd Probtn	Discharged (Closed Supervision)
	DOC New Offense	Modified & Committed to Correctional Facility (DOC) (New Offense)
	DOC Technical Violation	Modified & Committed to Correctional Facility (DOC) (Technical Violation)
	In-State New Off	Modified and Placed in an In-State Residential Facility (New Offense)
	In-State Tech Viol	Modified and Placed in an In-State Residential Facility (Technical Violation)
	Inter-State	Inter-State (from or to another state)
	Intra-State	Intra-State (from or to another county in Indiana)
	New Offense	Removed from Supervision Because of New Offense
	Non-St Delinq	Post Adjudication or Informal Adjustment Non-Status Delinquent
	Other (Incoming)	Other Supervisions Received
	Other Closed	Other Closed Supervisions
	Out-State New Off	Modified and Placed in an Out-of-State Facility (New Offense)
	Out-State Tech Viol	Modified and Placed in an Out-of-State Facility (Technical Violation)
	Stand Sup	Standard Supervision
	Status Delinq	Post Adjudication or Informal Adjustment Status Delinquent
Trans Progrm	Placed in Community Transition Program (Actively Providing Services)	

ADULT PROBATION

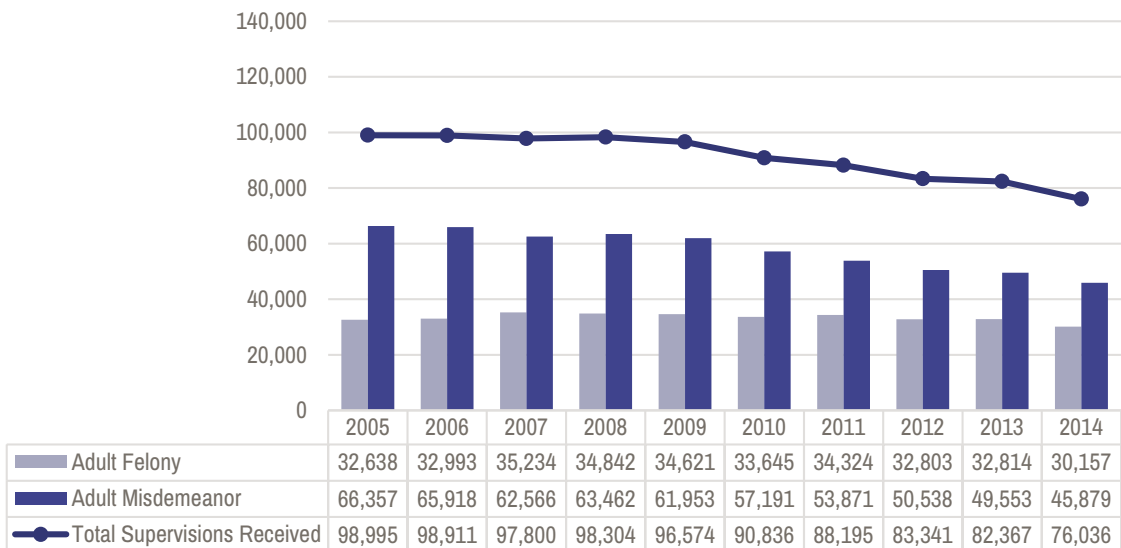
Adult Probation Supervisions

(2005-2014)

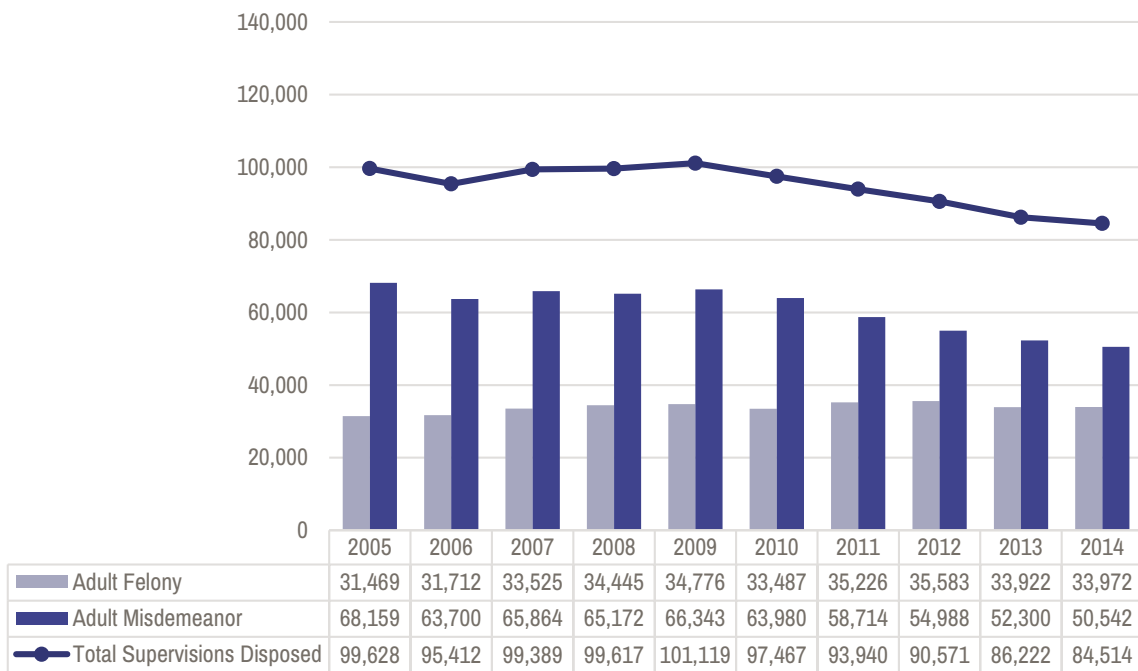
Supervisions Pending January 1



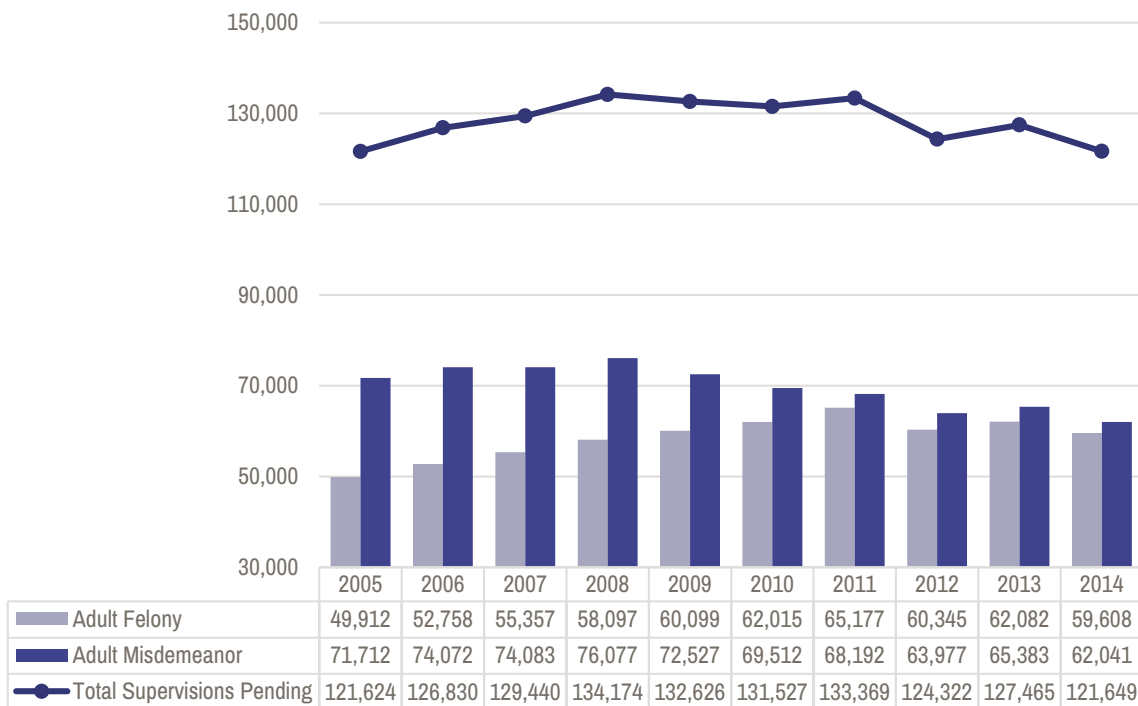
Adult Supervisions Received



Adult Supervisions Disposed



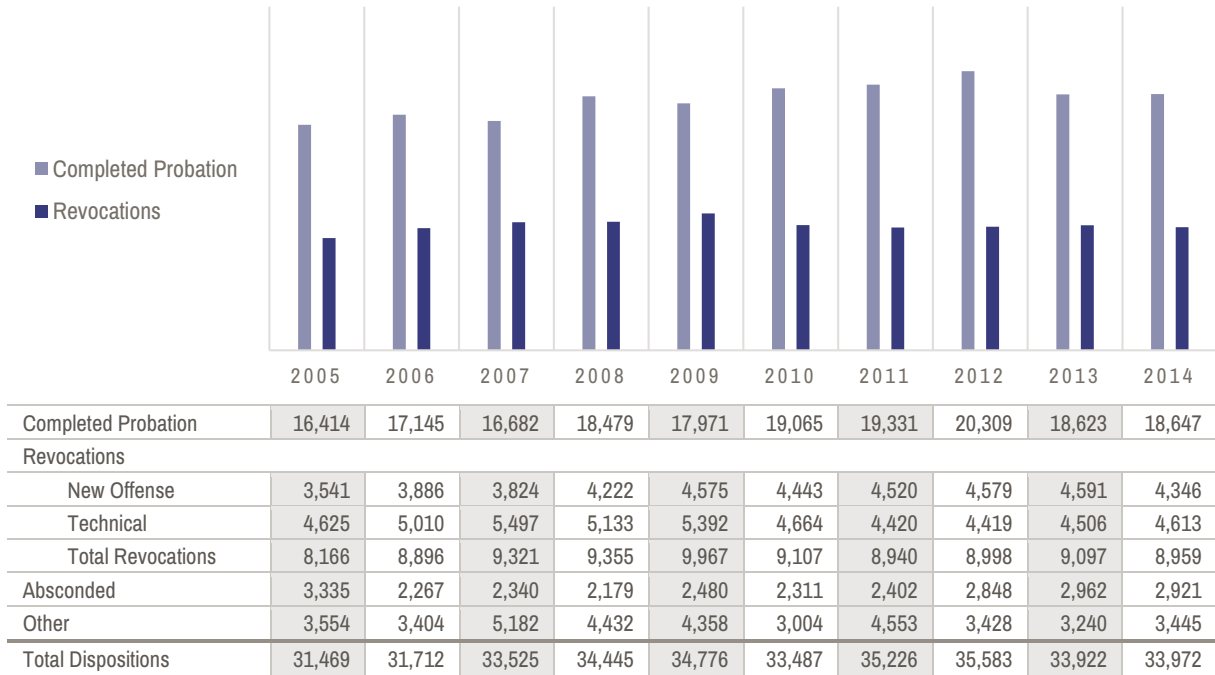
Supervisions Pending December 31



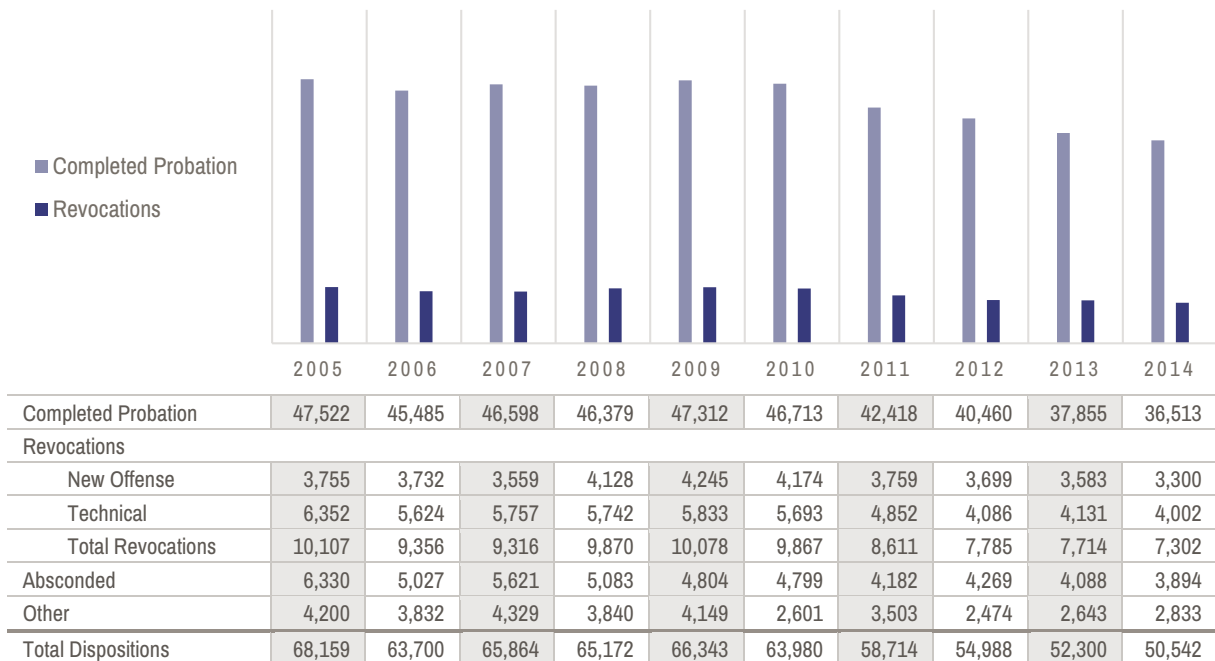
Adult Supervision Method of Disposition

(2005-2014)

Felony Probation Dispositions – Method of Disposition

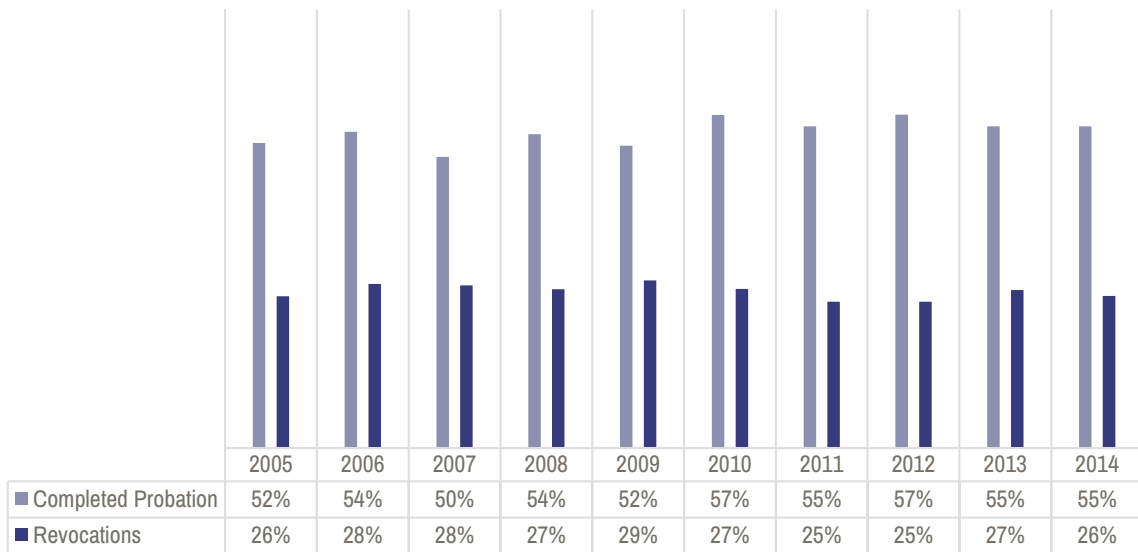


Misdemeanor Probation Dispositions – Method of Disposition



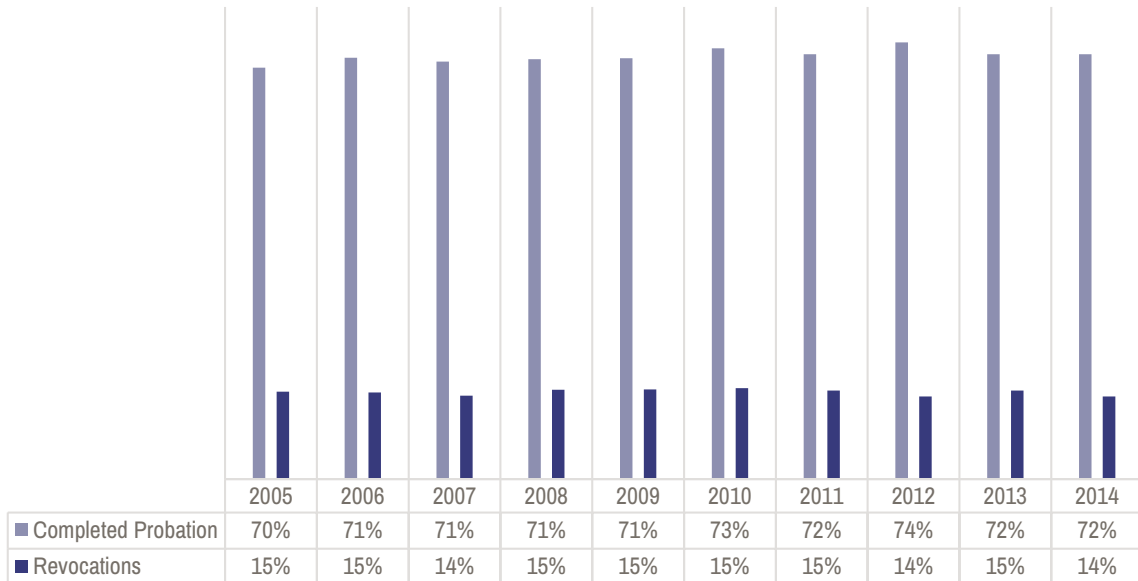
Felony Probation Dispositions

Probation Completed and Probation Revocations as a Percentage of Total Dispositions



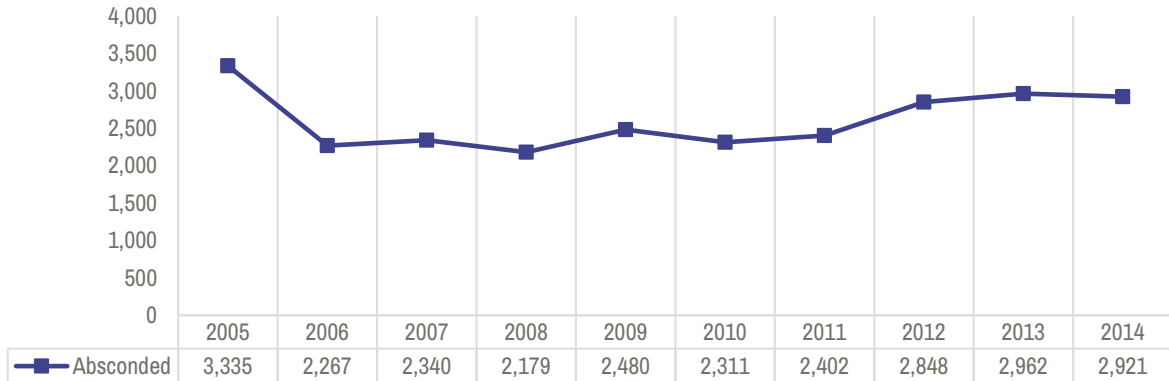
Misdemeanor Probation Dispositions

Probation Completed and Probation Revocations as a Percentage of Total Dispositions



Felony Probation Dispositions

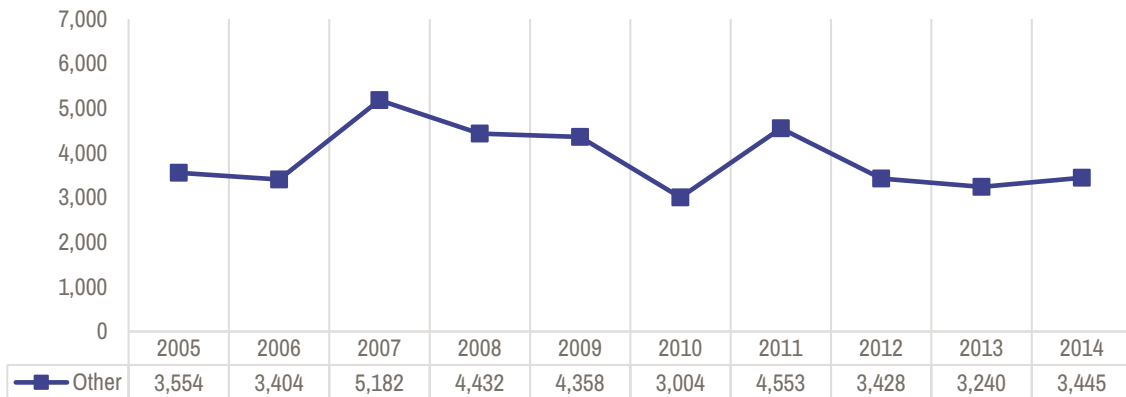
Supervisions Disposed by Absconding*



*Persons who have left the jurisdiction of the court without proper authorization and whose whereabouts are currently unknown.

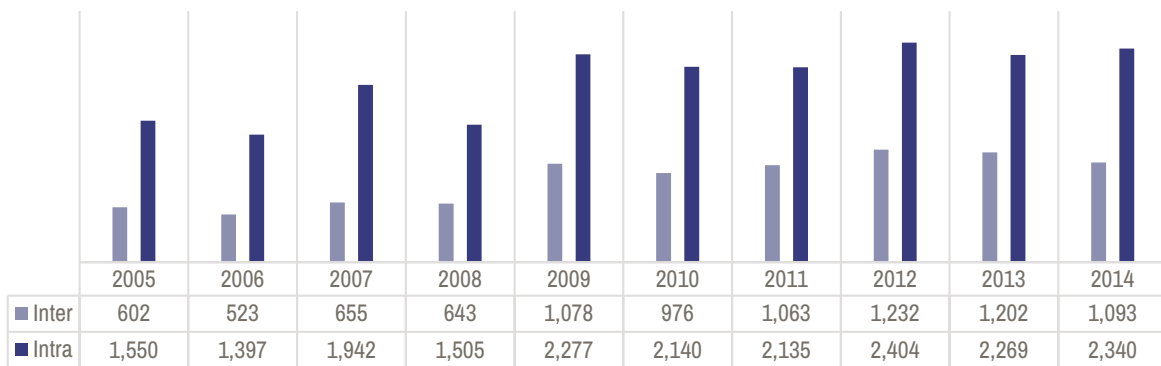
Felony Probation Dispositions

Supervisions Disposed by Other-Home Detention



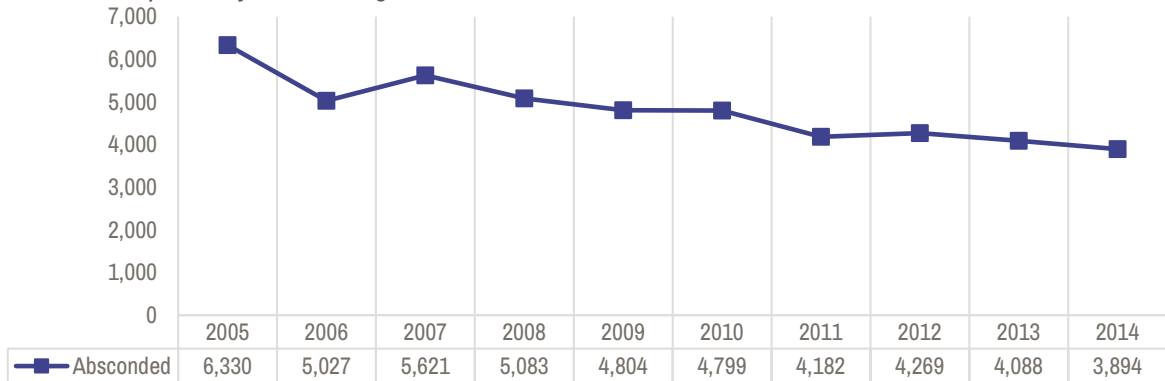
Felony Probation Dispositions

Supervisions Disposed by Inter/Intra State Transfer



Misdemeanor Probation Dispositions

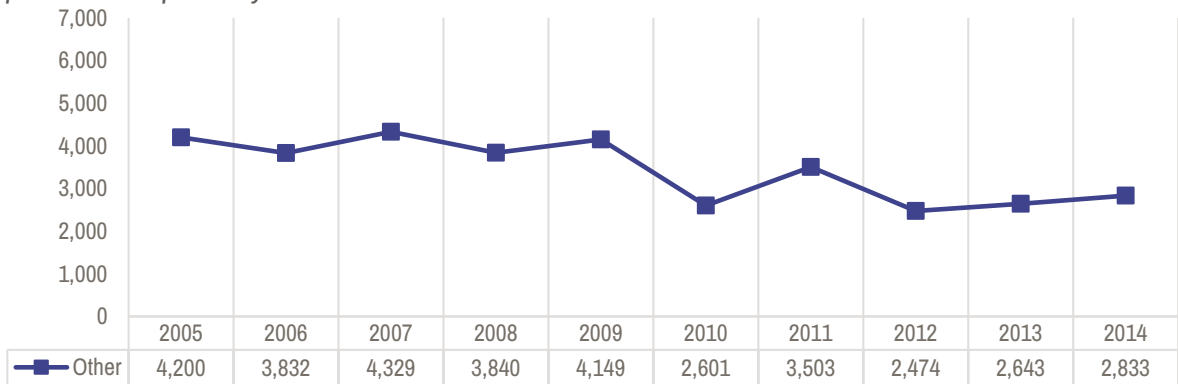
Supervisions Disposed by Absconding*



*Persons who have left the jurisdiction of the court without proper authorization and whose whereabouts are currently unknown.

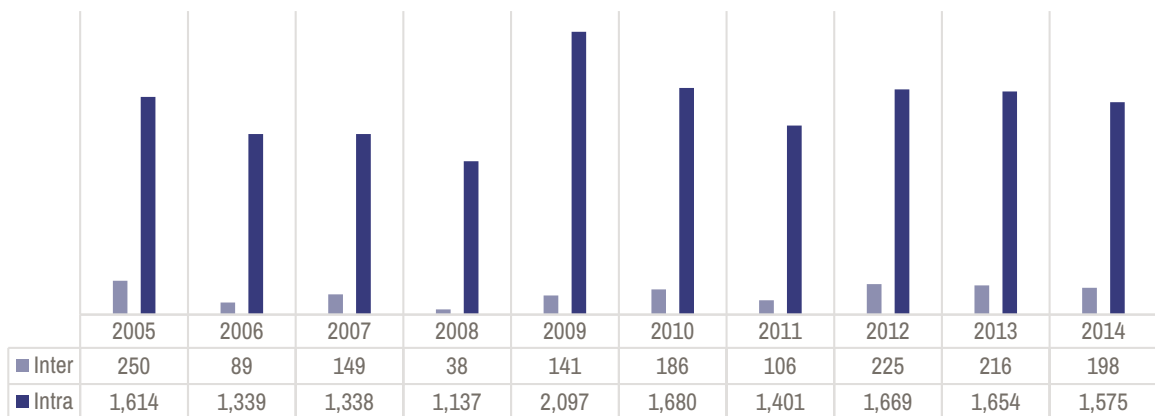
Misdemeanor Probation Dispositions

Supervisions Disposed by Other-Home Detention



Misdemeanor Probation Dispositions

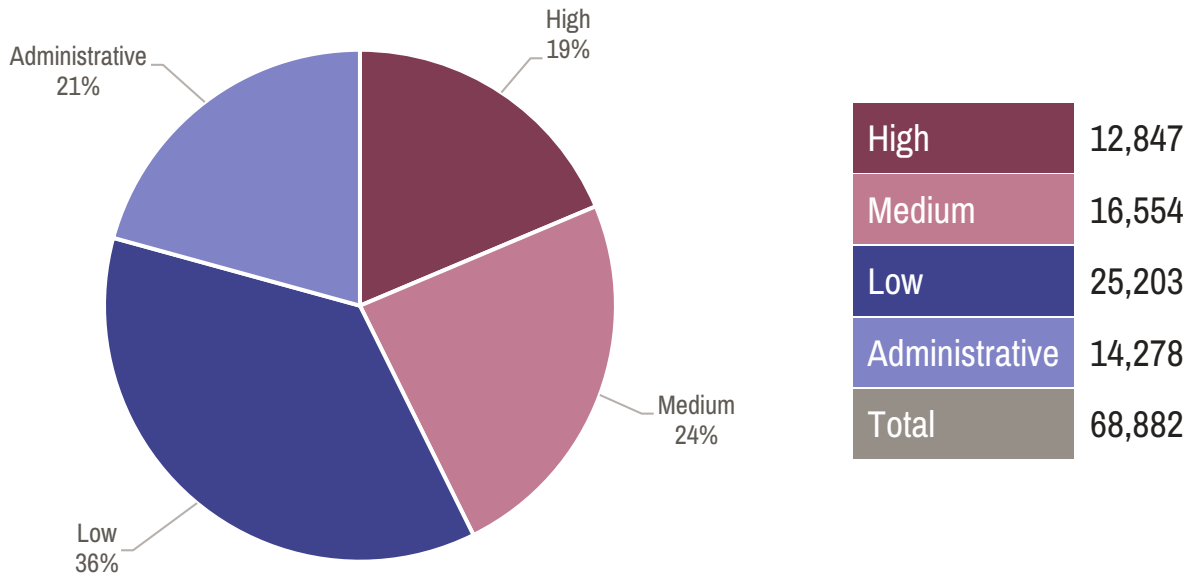
Supervisions Disposed by Inter/Intra State Transfer



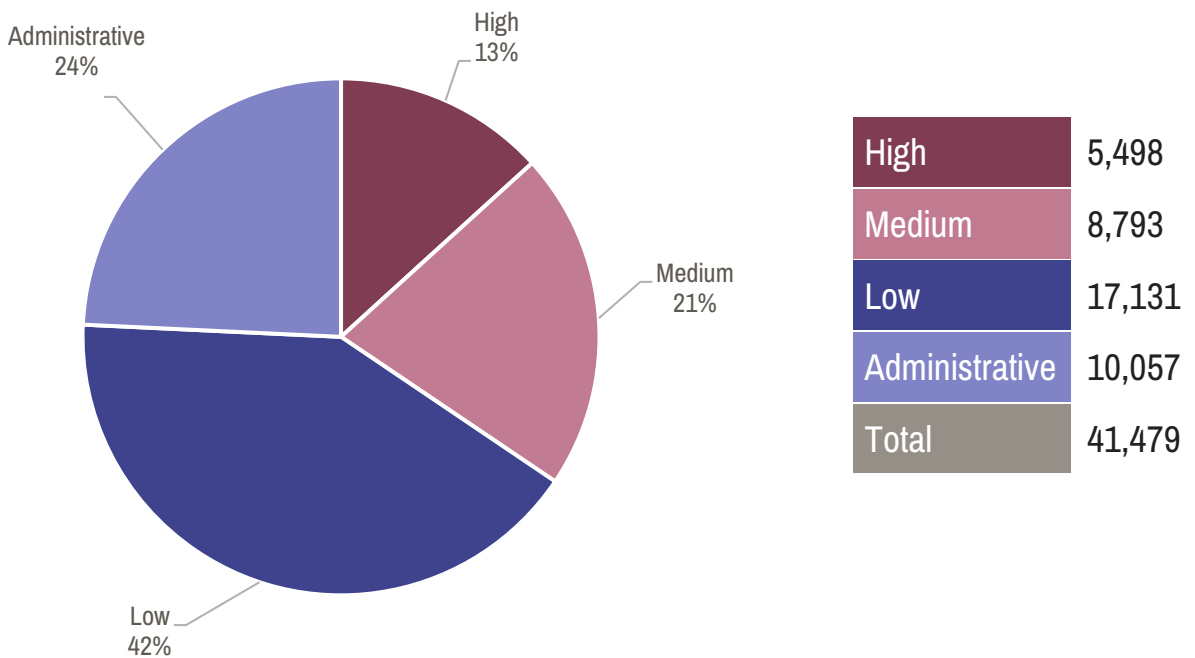
Adult Supervision Levels

Probationers are assigned to supervision as high, medium or low based on the relative risk of committing a new offense while on probation. Administrative is a category used for those not classified.

2014 Felony Probation Supervision Levels



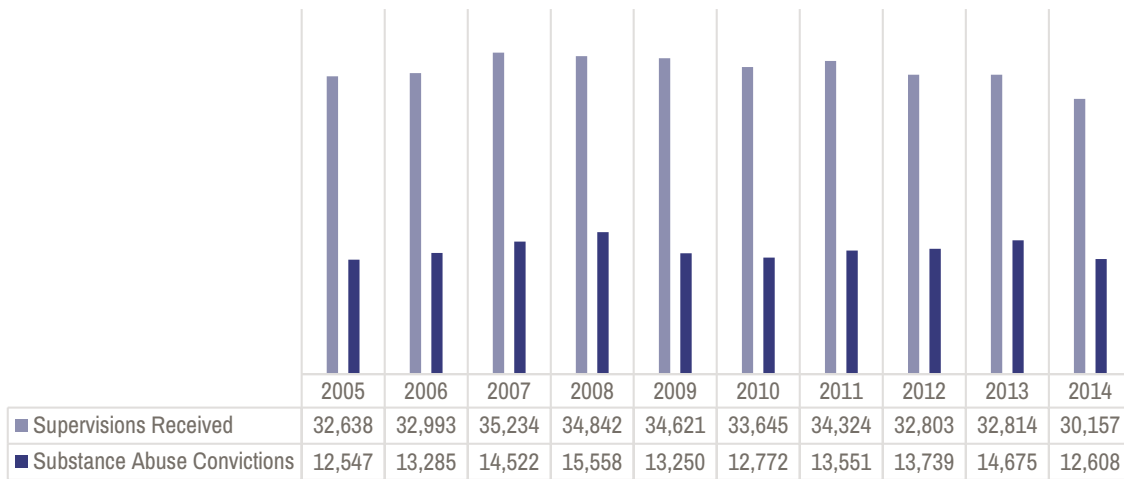
2014 Misdemeanor Probation Supervision Levels



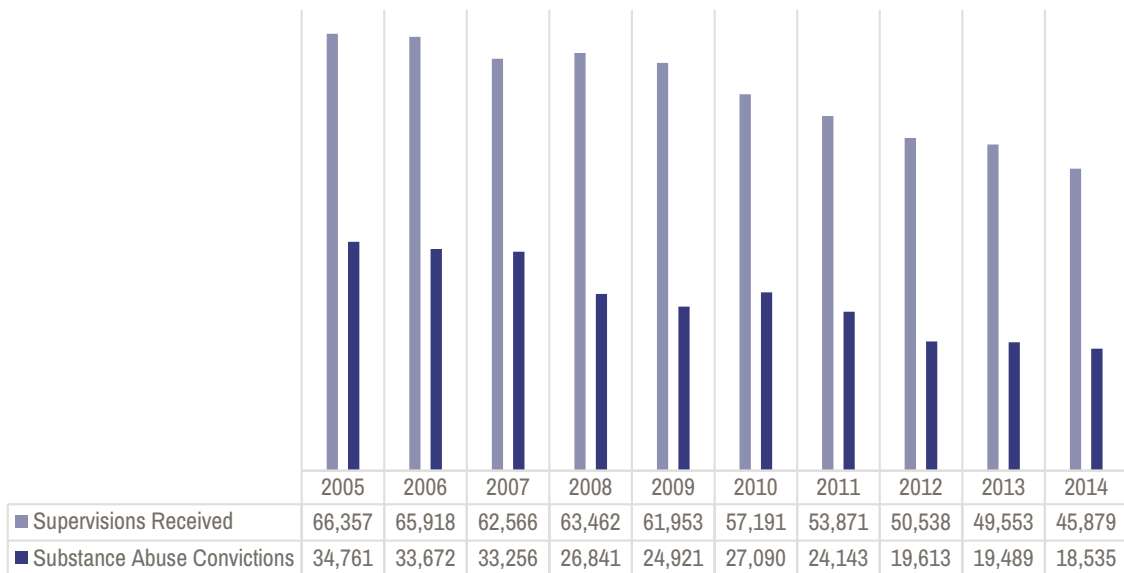
Adult Supervisions as the Result of Substance Abuse Convictions

(2005-2014)

Felony Supervisions as the Result of Substance Abuse Convictions

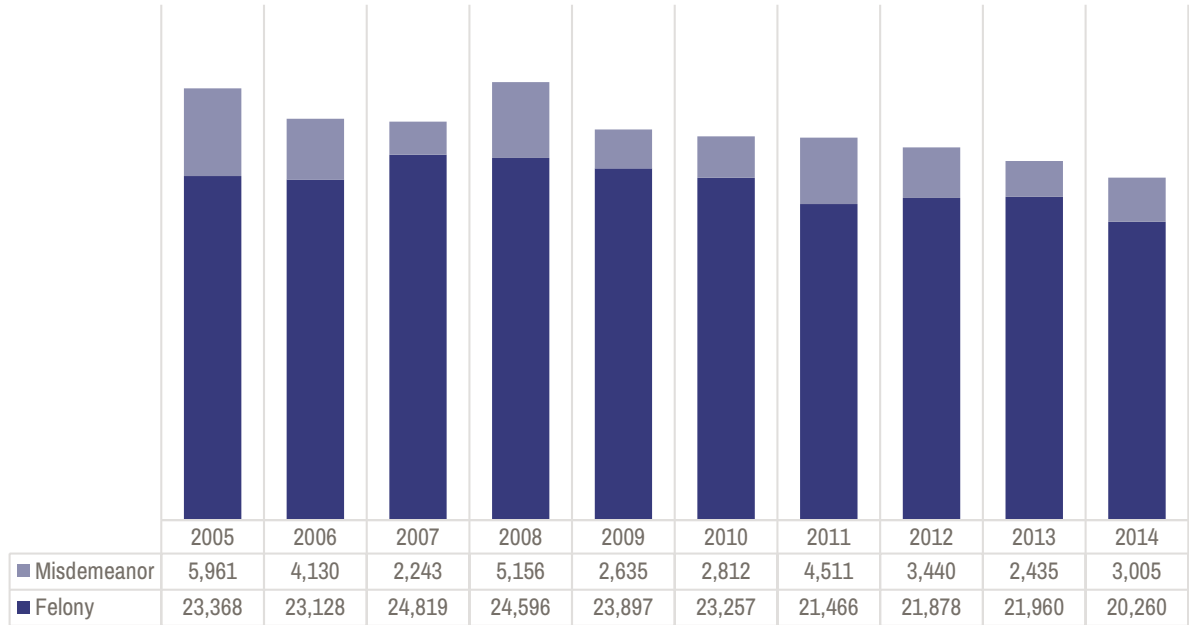


Misdemeanor Supervisions as the Result of Substance Abuse Convictions



Presentence Investigations

(2005-2014)



JUVENILE PROBATION

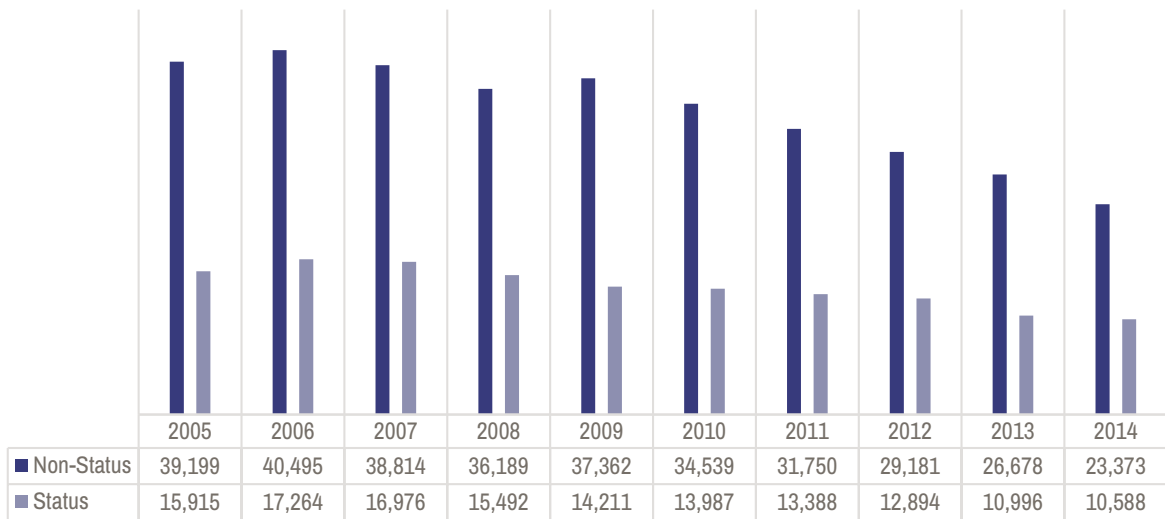
Juvenile Probation Referrals

(2005-2014)

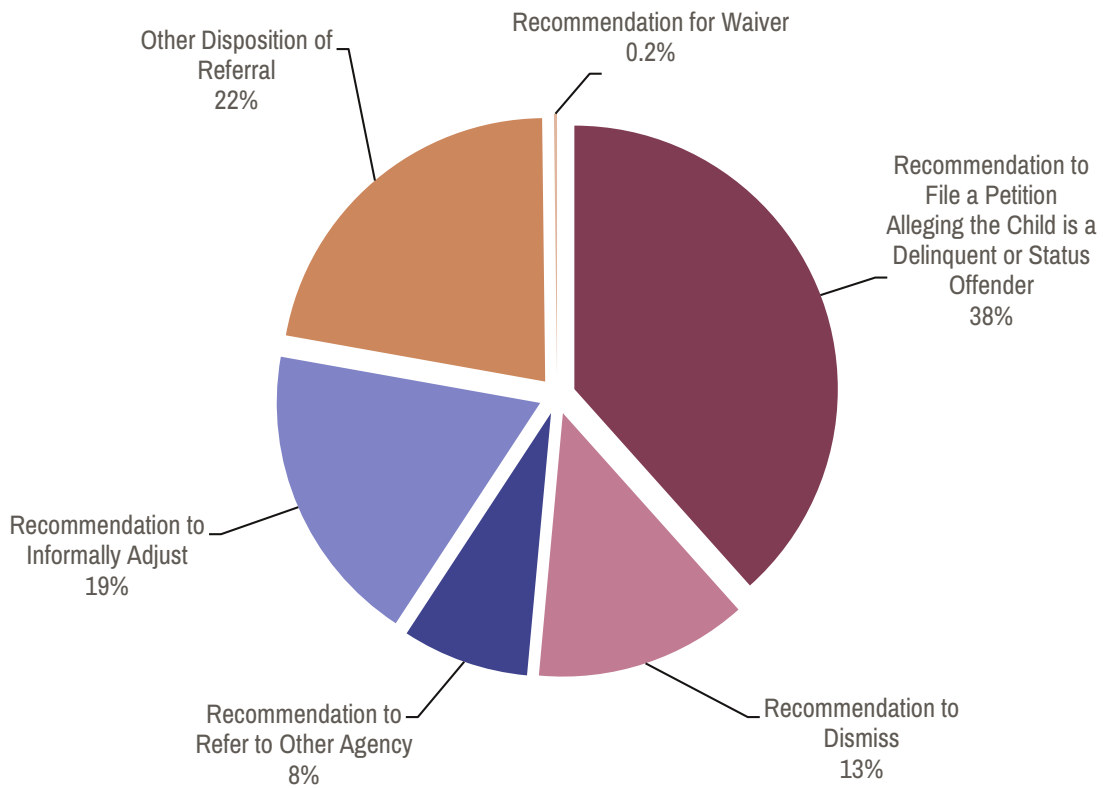
2014 Juvenile Probation Referrals

	Pending 1/1/14	Referrals Received	Referrals Disposed	Pending 12/31/14
Non-Status Delinquent	4,781	23,373	23,123	5,031
Status Delinquent	2,454	10,588	9,654	3,388
Other	45	287	304	28
Total	7,280	34,248	33,081	8,447

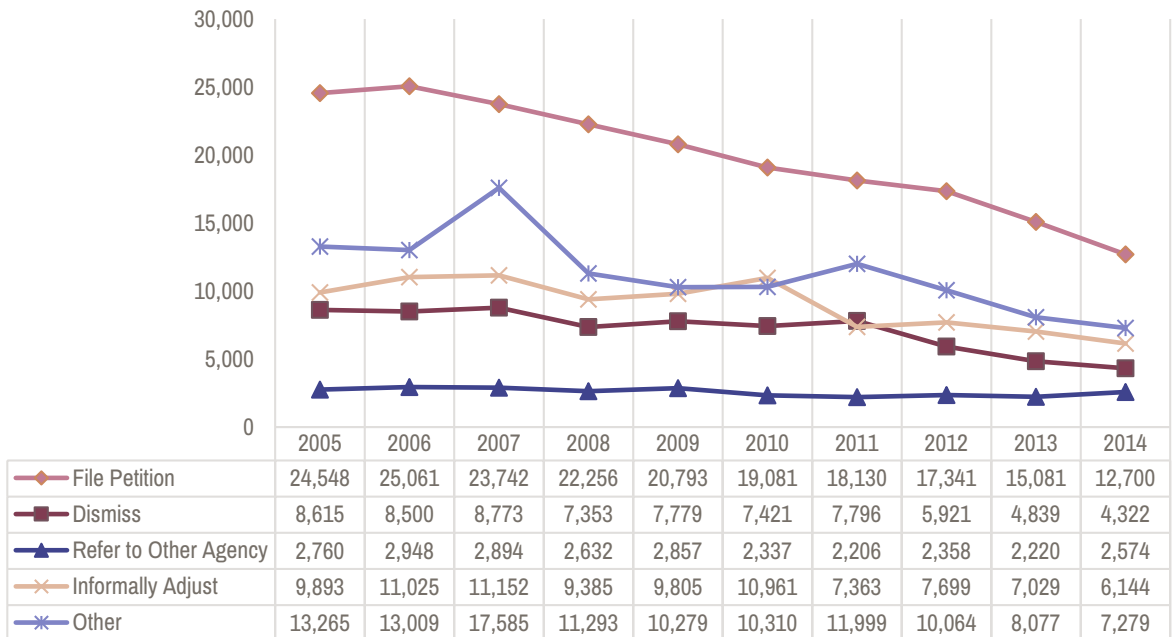
Non-Status and Status Referrals Received



Disposition of 2014 Juvenile Referrals



Summary of Juvenile Referral Dispositions



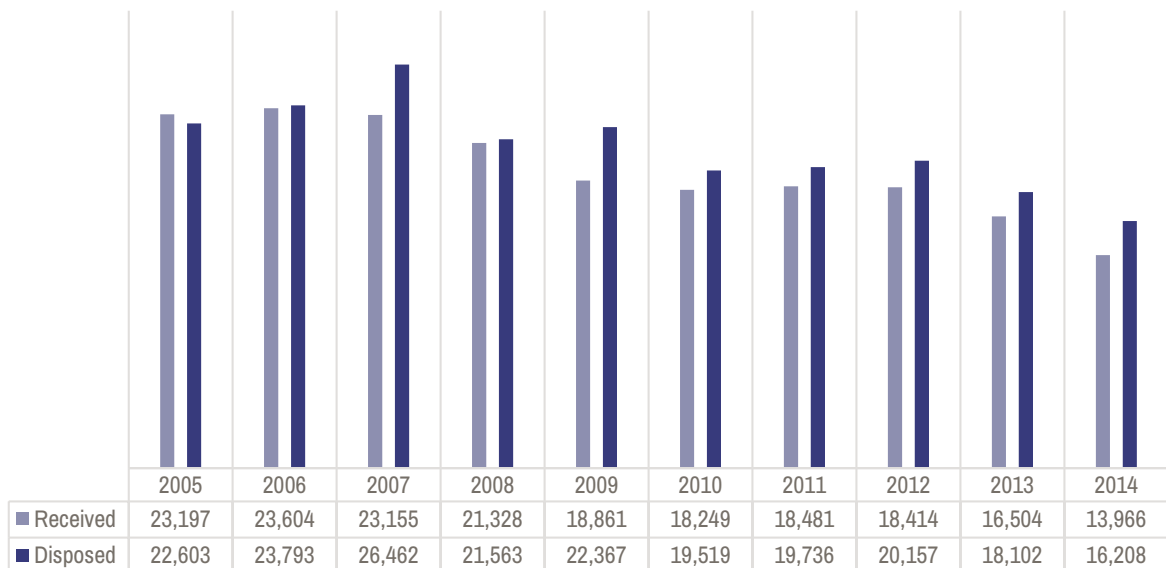
Juvenile Probation Supervisions

(2005-2014)

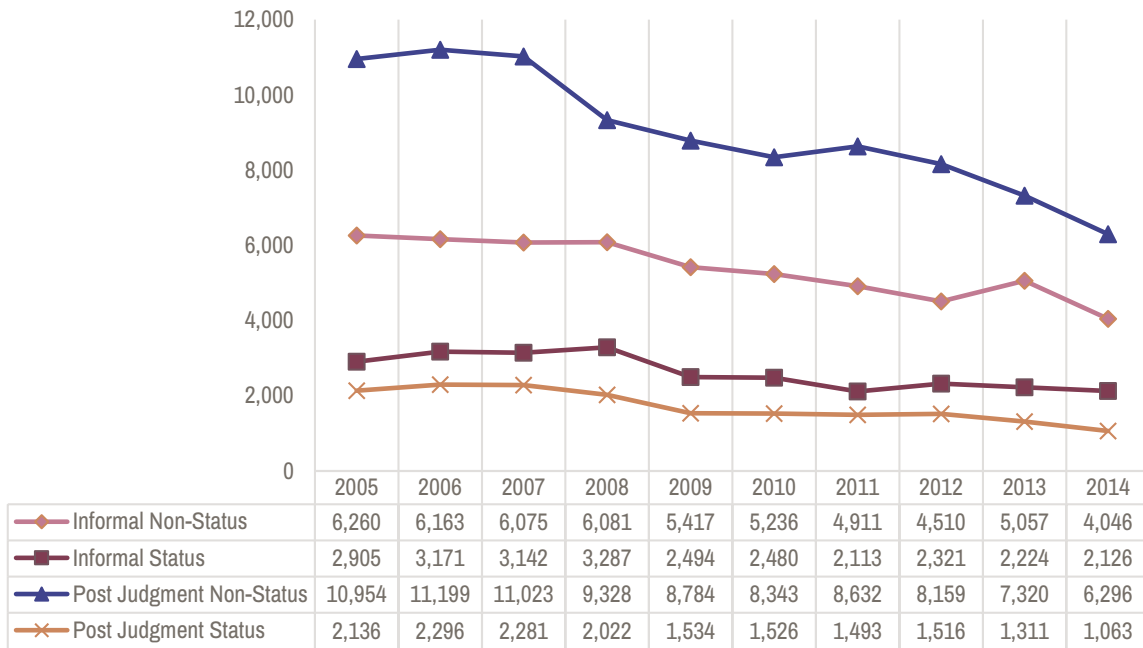
2014 Juvenile Probation Supervisions

	Pending 1/1/14	Received	Reopened	Disposed	Pending 12/31/14
Informal Supervision					
Non-Status Delinquent	2,594	4,046	35	4,344	2,331
Status Delinquent	1,073	2,126	2	2,071	1,130
Post-Adjudication Supervision					
Non-Status Delinquent	8,803	6,296	1,211	8,104	8,206
Status Delinquent	1,456	1,063	39	1,201	1,357
Other Supervisions					
Intra-State Accepted	148	167	10	205	120
Inter-State Accepted	80	95	0	100	75
Other	320	173	0	183	310
Total Supervisions					
Total	14,474	13,966	1,297	16,208	13,529

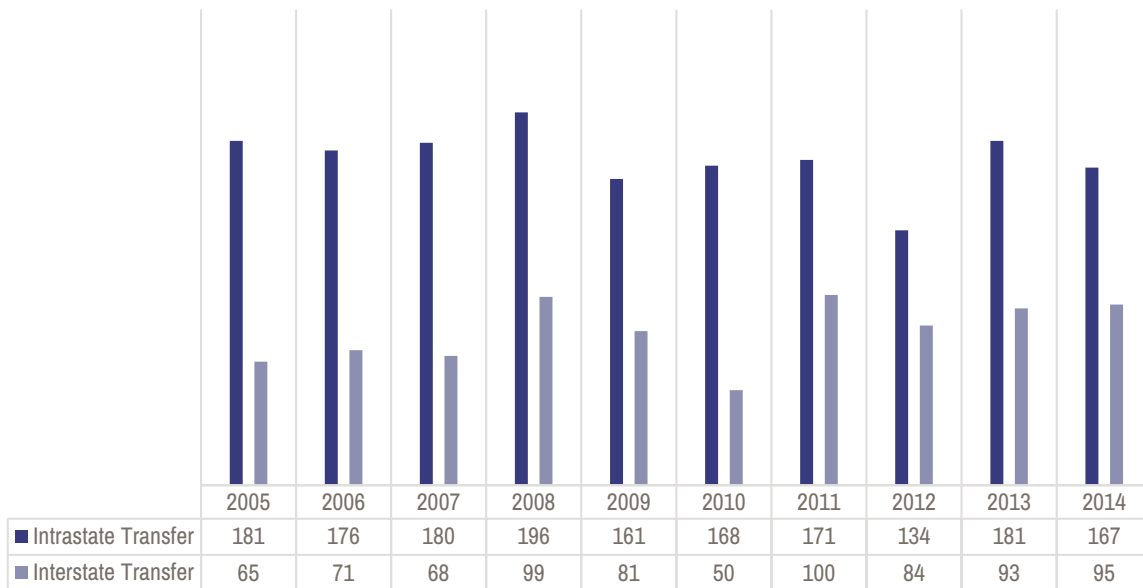
Total Supervisions Received/Disposed



Juvenile Probation Supervisions Received



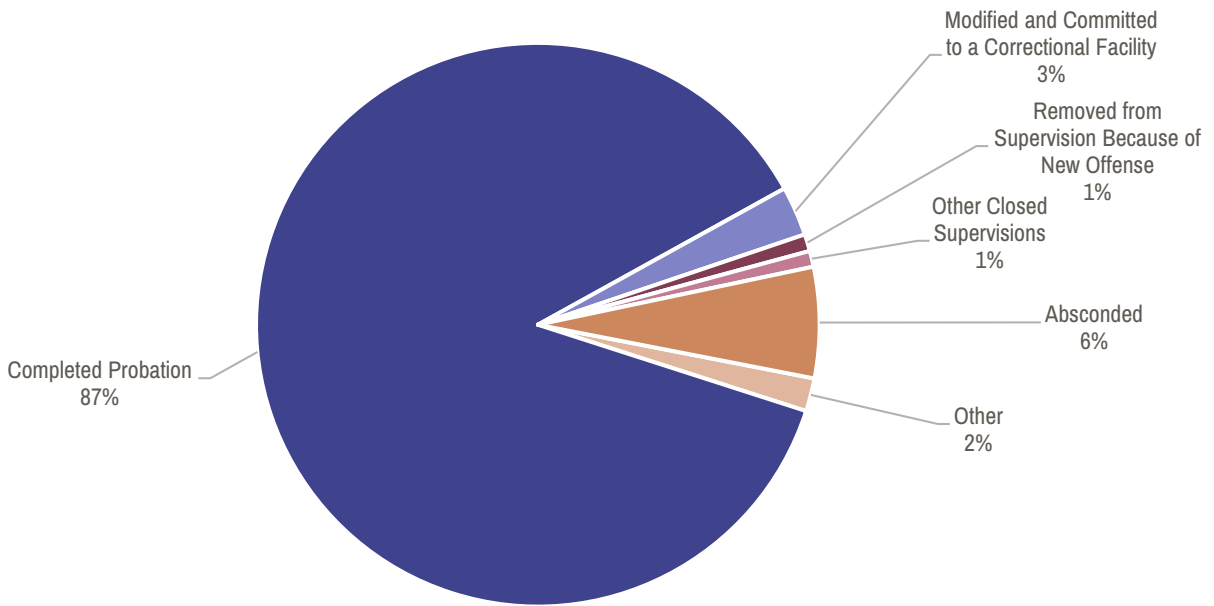
Inter/Intrastate Supervisions Received



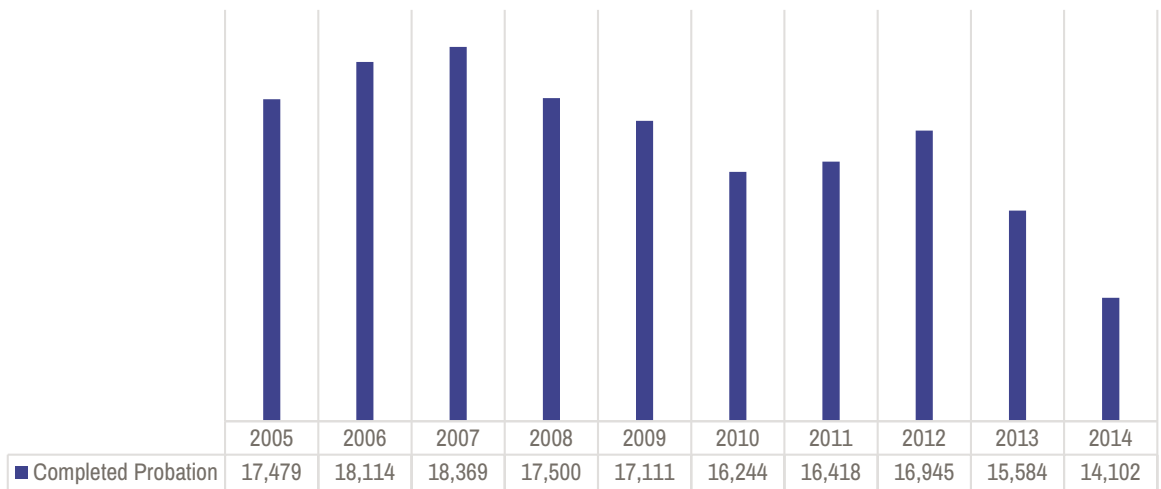
Juvenile Probation Supervisions Method of Disposition

(2005-2014)

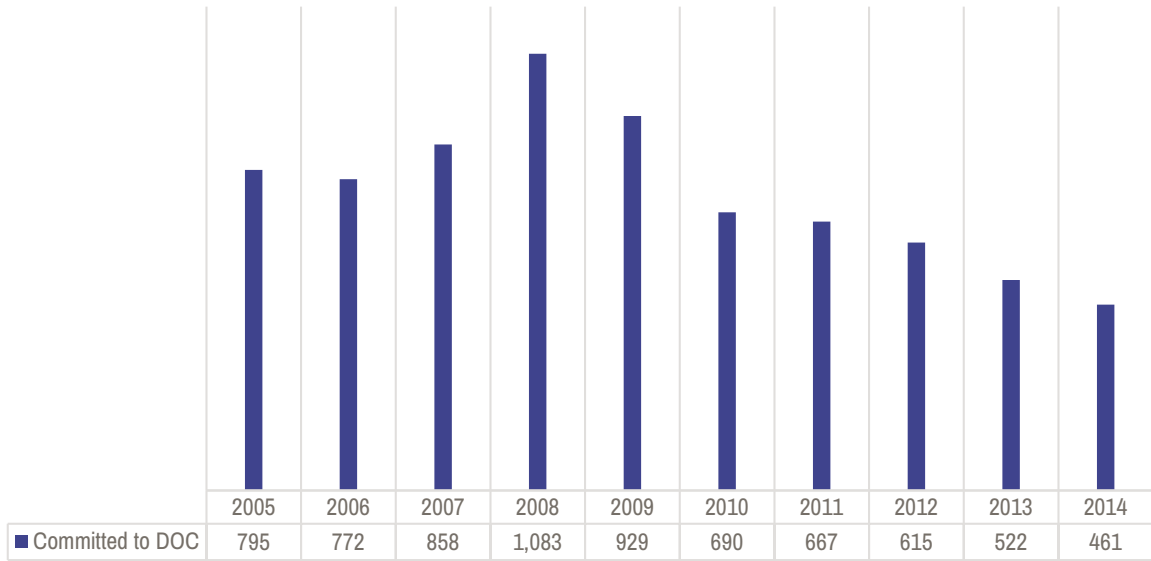
2014 Method of Disposition



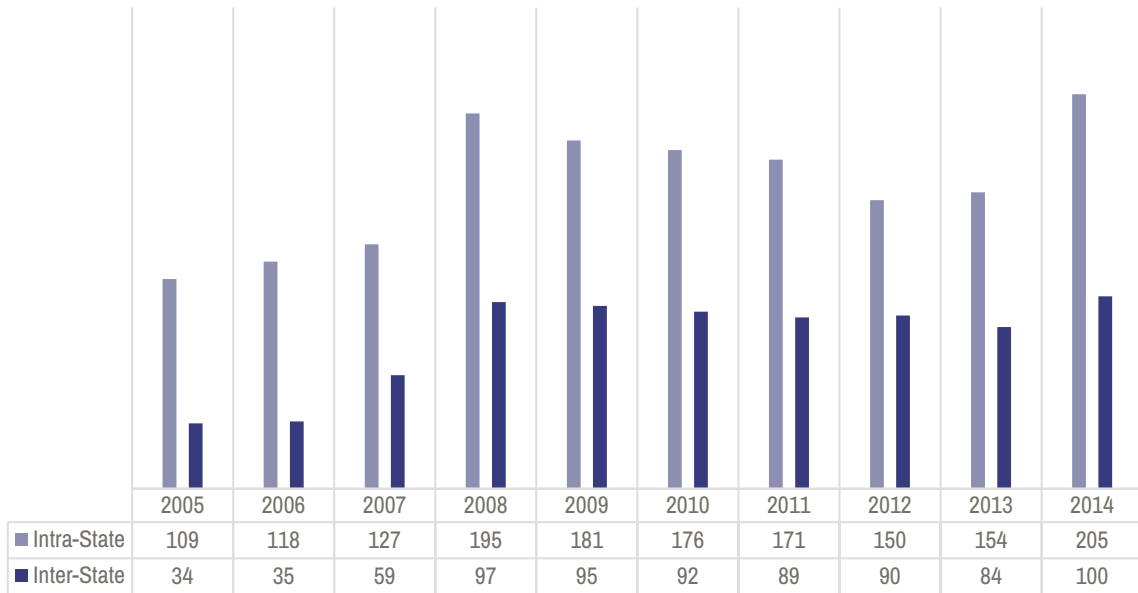
Completed Probation



Committed to DOC



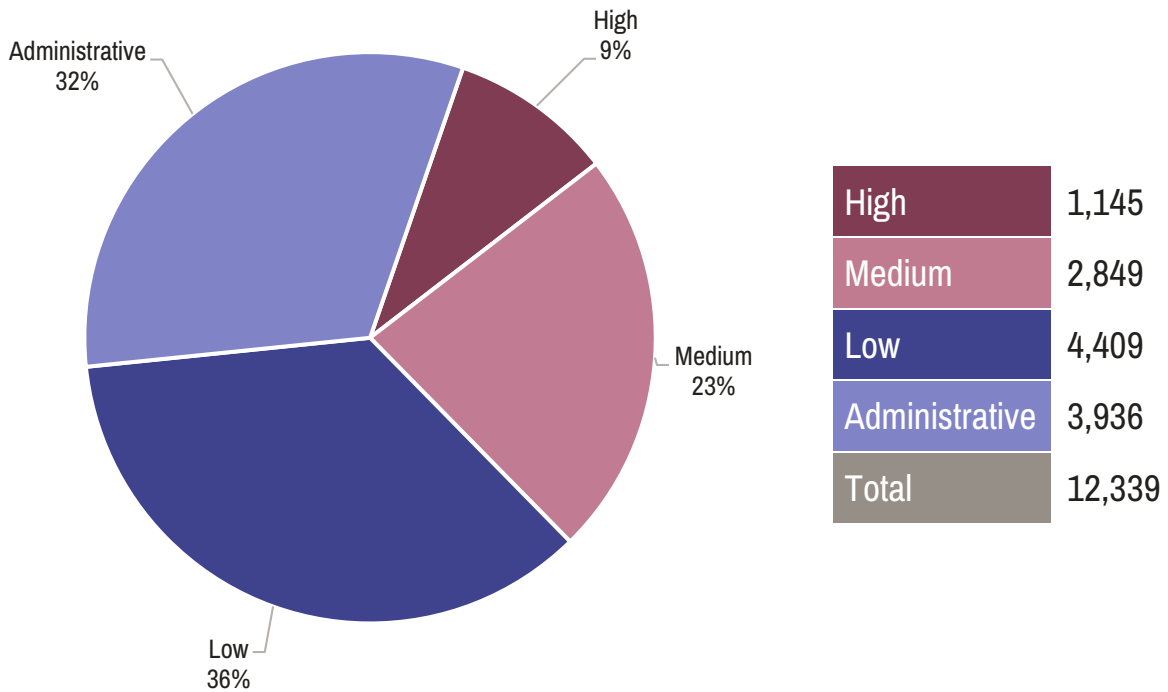
Inter/Intrastate Transfer



Juvenile Supervision Levels

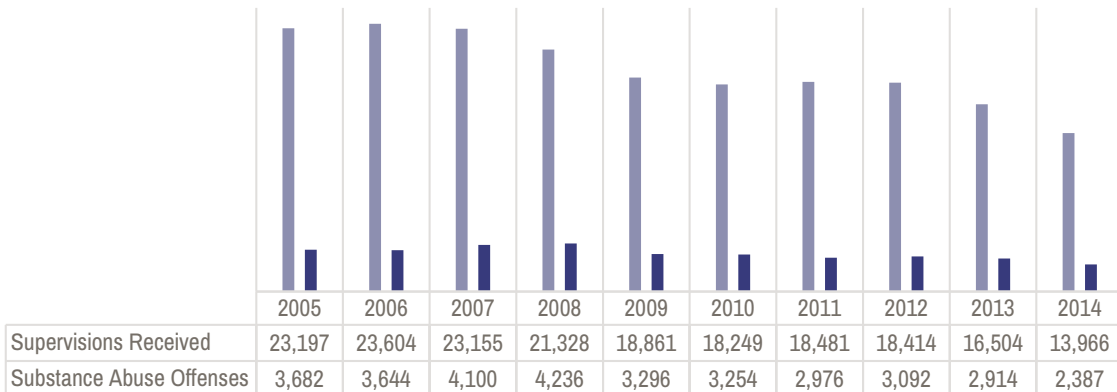
Probationers are assigned to supervision as high, medium or low based on the relative risk of committing a new offense while on probation. Administrative is a category used for those not classified.

2014 Supervision Levels



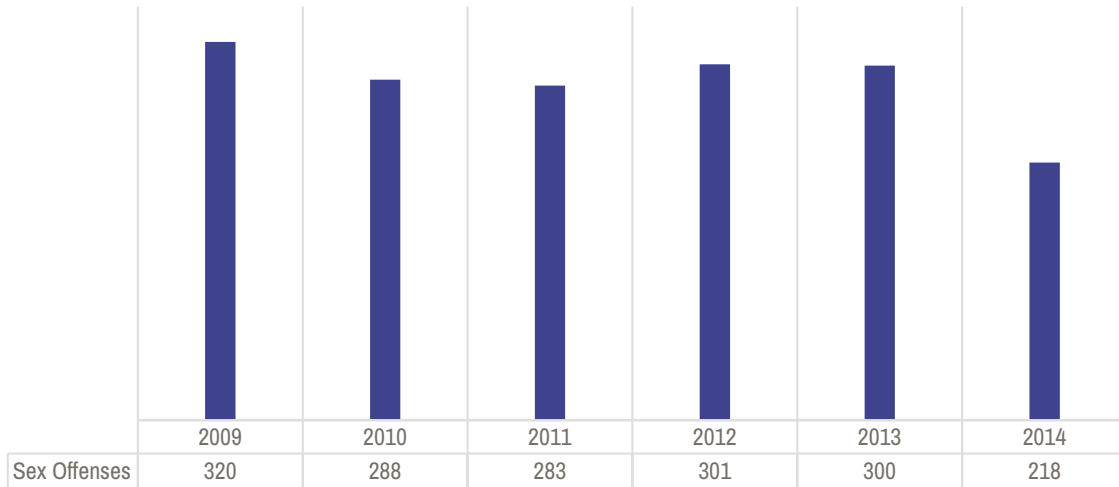
Juvenile Supervisions as the Result of Substance Abuse Offenses

(2005-2014)



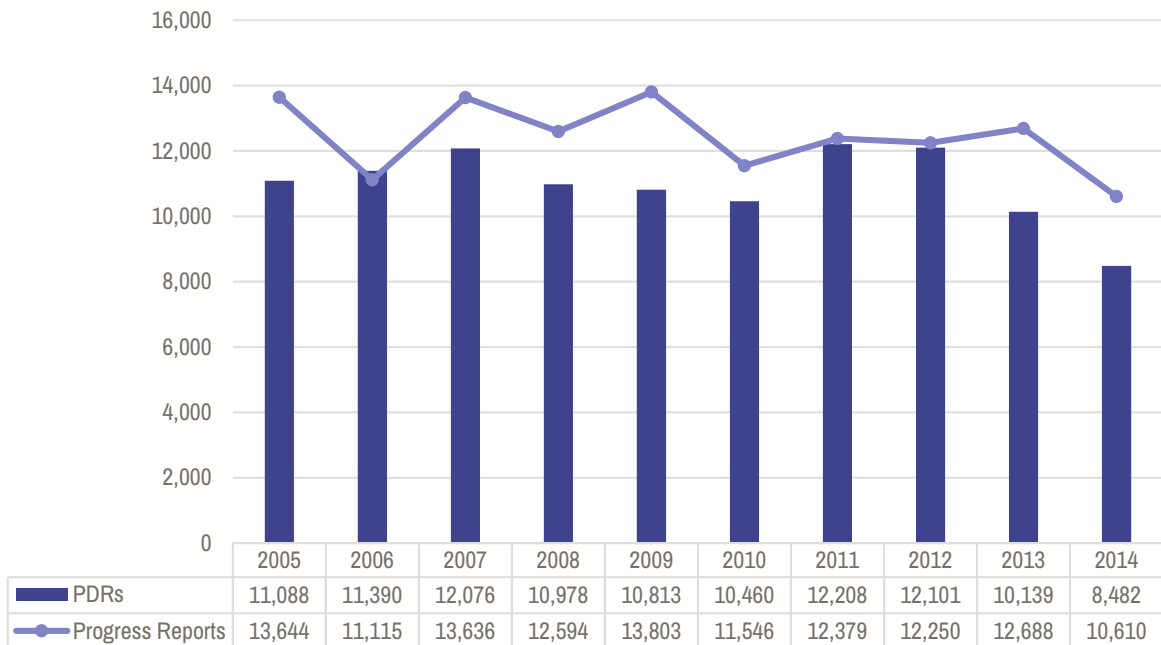
Juvenile Supervisions as the Result of Sex Offenses

(2009-2014)



Completed Predisposition (PDR) and Progress Reports for Juvenile Supervisions

(2005-2014)



Juvenile Law Services Report

Indiana Code 31-31-10-1 *et seq.* requires the probation department of the juvenile court to maintain information relating to delinquent children and children in need of services who receive juvenile law services, and all financial information relating to each juvenile law service.

The terms “juvenile law services” and “all financial information” are not defined by statute. For the purpose of complying with the reporting requirements of the law, the Division and the Juvenile Justice Improvement Committee of the Indiana Judicial Conference (“Committee”) have defined the terms.

“Juvenile law services” means: The filing with a court of a JD (Juvenile Delinquent), JS (Juvenile Status) or JM (Juvenile Miscellaneous) case, as defined by Administrative Rule 8. The interpretation of case types in Administrative Rule 8 generally refers to the following:

JD - Cases in which a child is alleged to be delinquent as a result of committing an act prior to attaining 18 years of age that would be considered an offense if committed by an adult (Indiana Code 31-37-1-2).

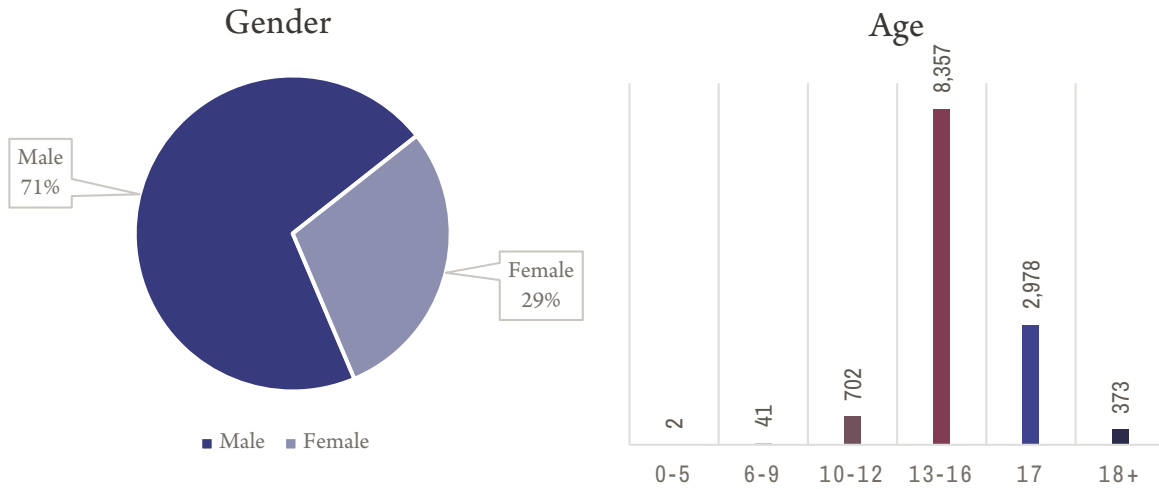
JS - Cases in which a juvenile is charged with committing an act that would not be considered a crime if committed by an adult, such as truancy, incorrigibility, violations of curfew, and violations of Indiana Code 7.1-5-7 (minors and alcoholic beverages) (Indiana Code 31-37-2-2 – Indiana Code 31-37-2-7).

JM - Cases involving juvenile matters not reflected in other categories, including court approval of informal adjustments.

The financial information available to the courts and to probation departments is often limited to expenditures made through court budgets. Expenditures made from the county general fund could be made available to the probation department and the court if identified as such by the county auditor. The bulk of the financial information on children receiving “juvenile law services” is collected and reported by the Department of Child Services (DCS).

For purposes of this publication, “Reimbursement” is the amount of money collected for programs from the sources listed on the Semi-Annual Juvenile Law Services Financial Information report.

Juvenile Delinquency (JD)

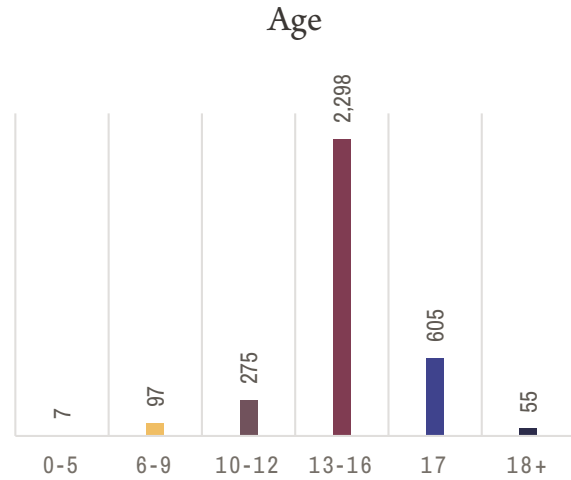
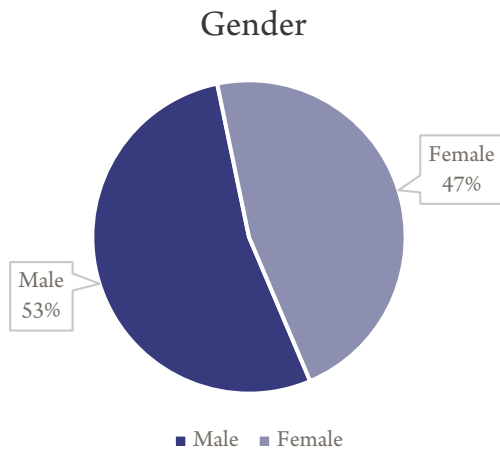


		Age						Total
		0-5	6-9	10-12	13-16	17	18+	
Totals by Gender/Age	Male	2	35	519	5,827	2,161	269	8,813
	Female	0	6	183	2,530	817	104	3,640
Total		2	41	702	8,357	2,978	373	12,453

	Age/Ethnicity						Total
	0-5	6-9	10-12	13-16	17	18+	
Hispanic	0	0	37	477	199	27	740
Non-Hispanic	2	26	436	5,086	1,766	217	7,533
Ethnicity Unknown	0	15	229	2,794	1,013	129	4,180

	Age/Gender/Race												Total
	0-5		6-9		10-12		13-16		17		18+		
	M	F	M	F	M	F	M	F	M	F	M	F	
Asian	0	0	0	0	2	0	30	5	7	8	0	0	52
Am. Indian/Alas. Native	0	0	0	0	0	0	5	1	0	1	0	2	9
Black/African American	0	0	10	4	176	65	2,060	825	669	194	64	26	4,093
Hawaiian/Pacific Islander	0	0	0	0	0	0	4	1	5	1	1	0	12
White	0	0	22	2	279	94	3,180	1,475	1,273	554	191	70	7,140
Multi-Racial	0	0	1	0	18	7	245	100	74	23	2	4	274
Other	2	0	2	0	44	17	303	123	133	36	11	2	673
Total	2	0	35	6	519	183	5,827	2,530	2,161	817	269	104	12,453

Juvenile Status (JS)

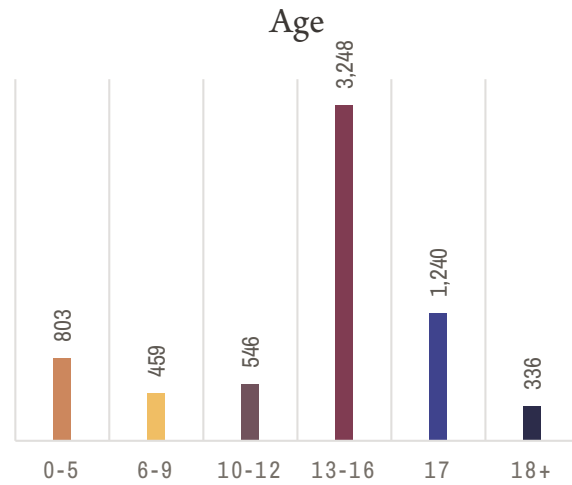
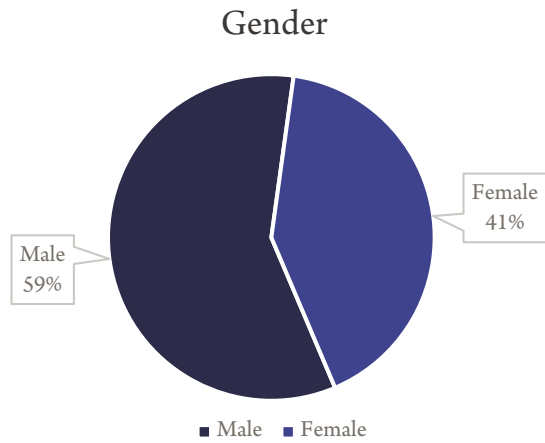


		Age						Total
		0-5	6-9	10-12	13-16	17	18+	
Totals by Gender/Age	Male	3	56	148	1,212	323	31	1,773
	Female	4	41	127	1,086	282	24	1,564
Total		7	97	275	2,298	605	55	3,337

		Age/Ethnicity						Total
		0-5	6-9	10-12	13-16	17	18+	
Hispanic		0	8	15	188	36	2	249
Non-Hispanic		0	20	129	1,213	333	27	1,722
Ethnicity Unknown		7	69	131	897	236	26	1,366

	Age/Gender/Race												Total
	0-5		6-9		10-12		13-16		17		18+		
	M	F	M	F	M	F	M	F	M	F	M	F	
Asian	0	0	1	1	0	0	7	7	1	1	0	0	18
Am. Indian/Alas. Native	0	0	0	0	0	0	1	1	0	0	0	0	2
Black/African American	0	0	12	11	27	25	224	216	39	27	2	2	585
Hawaiian/Pacific Islander	0	0	0	0	0	0	3	1	0	0	0	0	4
White	3	4	14	5	67	60	750	690	240	224	25	22	2,104
Multi-Racial	0	0	0	0	2	1	41	23	9	4	2	0	82
Other	0	0	29	24	52	41	186	148	34	26	2	0	542
Total	3	4	56	41	148	127	1,212	1,086	323	282	31	24	3,337

Juvenile Miscellaneous (JM)



		Age						Total
		0-5	6-9	10-12	13-16	17	18+	
Totals by Gender/Age	Male	445	265	349	1,887	738	201	3,885
	Female	358	194	197	1,361	502	135	2,747
Total		803	459	546	3,248	1,240	336	6,632

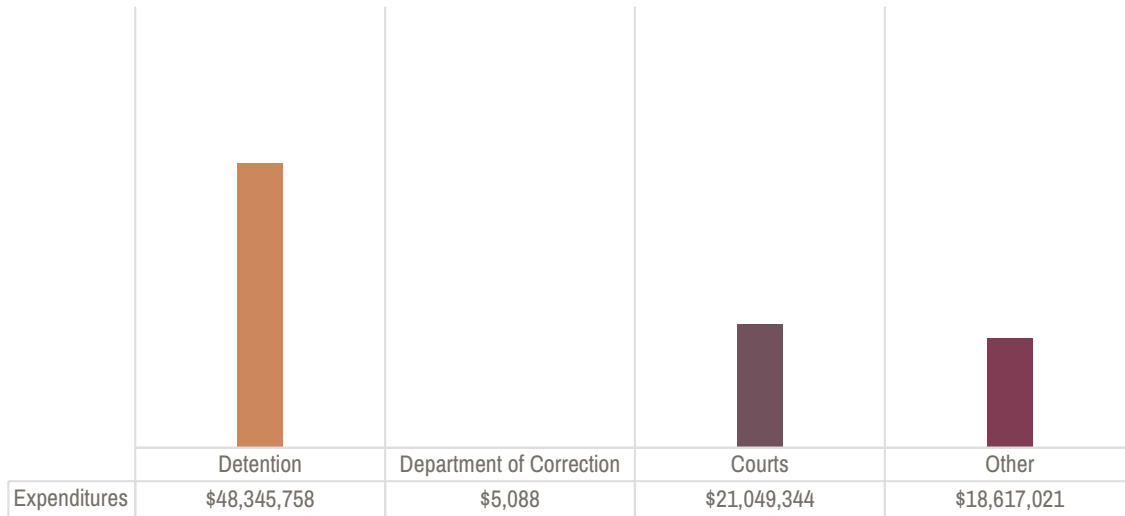
	Age/Ethnicity						Total
	0-5	6-9	10-12	13-16	17	18+	
Hispanic	13	12	42	288	87	20	462
Non-Hispanic	547	268	310	1,852	754	182	3,913
Ethnicity Unknown	243	179	197	1,108	399	134	2,257

	Age/Gender/Race												Total
	0-5		6-9		10-12		13-16		17		18+		
	M	F	M	F	M	F	M	F	M	F	M	F	
Asian	5	3	0	2	0	0	4	3	3	2	1	1	24
Am. Indian/Alas. Native	0	1	0	1	0	1	0	0	0	1	0	0	4
Black/African American	104	117	72	57	84	46	266	207	63	60	25	21	1,122
Hawaiian/Pacific Islander	0	0	1	0	2	0	0	1	1	1	0	0	6
White	172	190	113	112	208	130	1,430	1,053	614	400	150	98	4,670
Multi-Racial	29	27	18	9	17	12	77	41	17	19	6	5	277
Other	135	20	61	13	38	8	110	56	40	19	19	10	529
Total	445	358	265	194	349	197	1,887	1,361	738	502	201	135	6,632

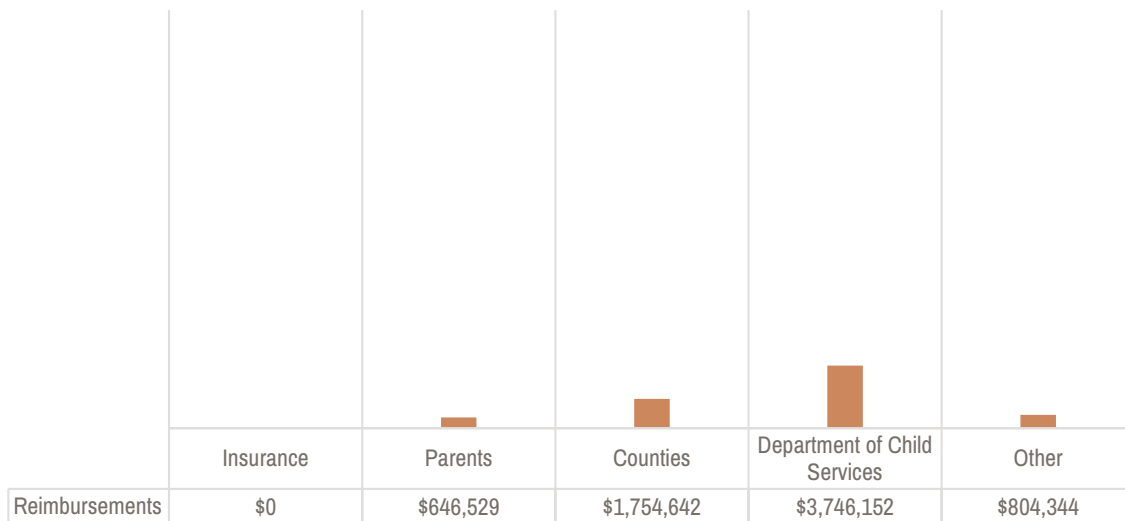
2014 Juvenile Law Services Financial Report

Financial Information

2014 Expenditures



2014 Reimbursements



PROBATION PERSONNEL AND EXPENSES

2014 Probation Personnel

	Courts of Record	City/Town Courts	Total
Chief Probation Officers	106	19	125
Probation Officers	1,205	16	1,221
Clerical Personnel	384	19	403
Other Personnel	178	10	188
Total	1,874	65	1,937

10-Year Comparison of Probation Personnel

	2005	2006	2007	2008	2009	2010	2011	2012	2013	2014
Chief Probation Officers	150	154	142	152	156	147	145	130	122	125
Probation Officers	1,019	1,061	1,136	1,204	1,206	1,195	1,155	1,217	1,214	1,221
Clerical Personnel	331	349	382	412	384	425	361	357	401	403
Other Personnel	227	224	228	166	177	153	212	211	226	188
Total	1,727	1,788	1,888	1,934	1,923	1,920	1,873	1,915	1,963	1,937

2014 Probation Personnel Expenses

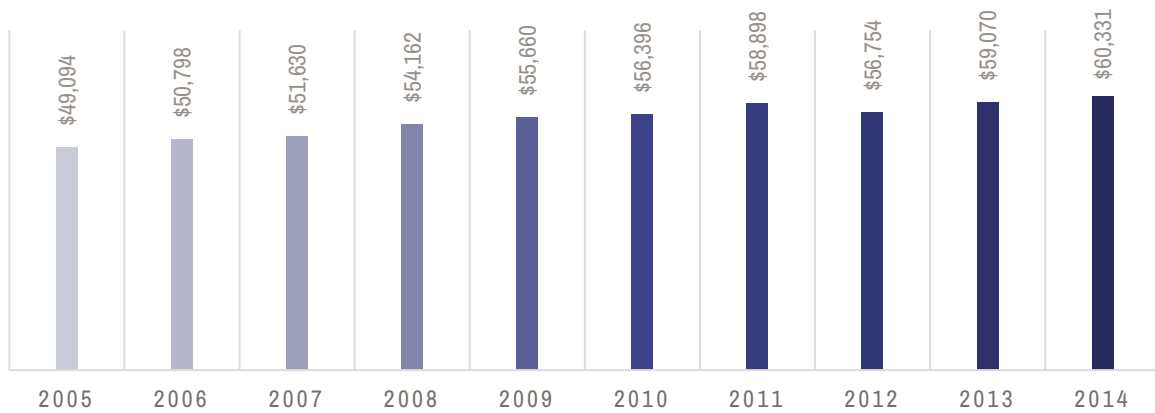
	Courts of Record	City/Town Courts	Total
Chief Probation Officers	\$6,822,025	\$719,372	\$7,541,397
Probation Officers	\$55,260,340	\$553,003	\$55,813,343
Clerical Personnel	\$9,685,666	\$452,000	\$10,137,666
Other Personnel	\$4,196,030	\$72,560	\$4,268,590
Fringe Benefits	\$12,082,814	\$110,358	\$12,193,172
Total	\$88,046,875	\$1,907,293	\$89,954,168

Total All Probation Personnel Expenses

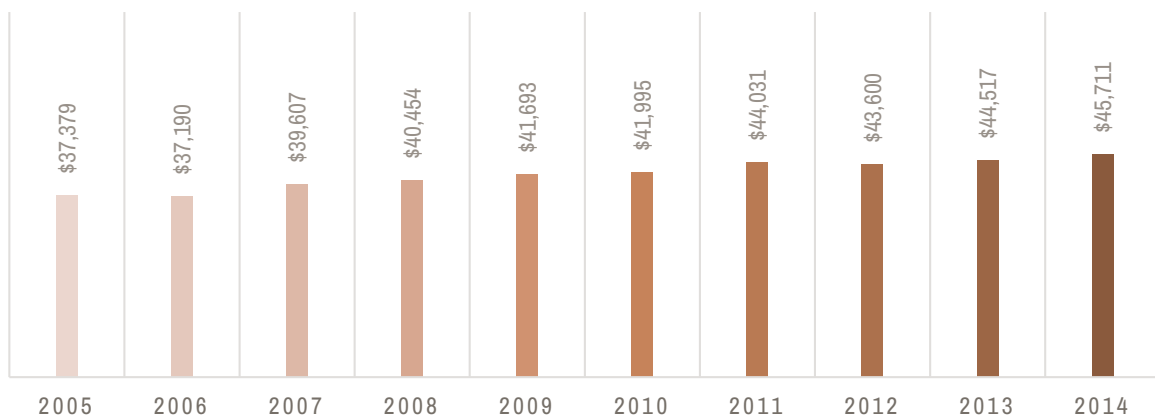
(2005-2014)



Average Chief Probation Officer Salary



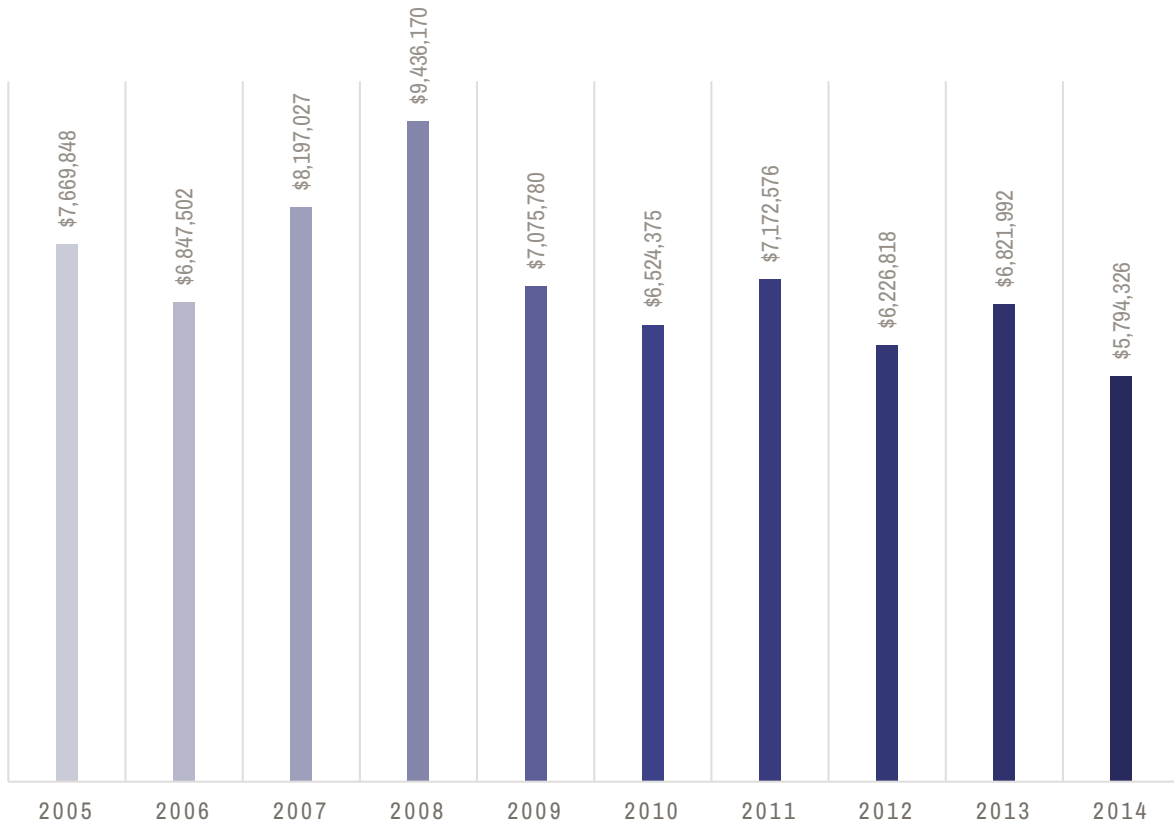
Average Probation Officer Salary



PROBATION RESTITUTION

Probation Restitution by Year

(2005-2014)



ADULT PROBATION

Felony Supervisions Pending January 1, 2014.....	36
Felony Supervisions Received	43
Felony Supervisions Reopened.....	50
Felony Supervisions – Total Dispositions	57
Felony Supervisions – Types of Dispositions, Closed and Inactive Supervisions.....	64
Felony Supervisions Pending December 31, 2014.....	71
Felony Supervisions – Status on Pending Supervisions.....	78
Probationer Supervision Risk Level – Felony Cases Pending as of December 31, 2014.....	85
Felony Convicted of Substance or Sex Offense in 2014.....	92
Presentence Investigations – Felony.....	99
Misdemeanor Supervisions Pending January 1, 2014.....	106
Misdemeanor Supervisions Received.....	116
Misdemeanor Supervisions Reopened.....	126
Misdemeanor Supervisions – Total Dispositions	136
Misdemeanor Supervisions - Types of Dispositions, Closed and Inactive Supervisions.....	146
Misdemeanor Supervisions Pending December 31, 2014.....	157
Misdemeanor Supervisions – Status on Pending Supervisions.....	167
Probationer Supervision Risk Level – Misdemeanor Cases Pending December 31, 2014.....	177
Misdemeanor Convicted of Substance or Sex Offense in 2014.....	187
Presentence Investigations – Misdemeanor.....	197

ADULT PROBATION
FELONY SUPERVISIONS PENDING 01/01/2014

	PRE	POST	SPLIT	INTER- STATE	INTRA- STATE	IN LIEU OF PROSECUTION	WITHHELD	DRUG	OTHER	TOTAL
ADAMS										
PROBATION	0	166	53	8	8	0	0	0	0	235
COUNTY TOTAL:	0	166	53	8	8	0	0	0	0	235
ALLEN										
ADULT PROBATION	49	1,090	1,290	68	142	364	0	0	0	3,003
COUNTY TOTAL:	49	1,090	1,290	68	142	364	0	0	0	3,003
BARTHOLOMEW										
PROBATION	6	475	168	8	45	0	0	0	0	702
COUNTY TOTAL:	6	475	168	8	45	0	0	0	0	702
BENTON										
PROBATION	0	81	37	1	7	0	0	0	0	126
COUNTY TOTAL:	0	81	37	1	7	0	0	0	0	126
BLACKFORD										
PROBATION	0	103	31	1	20	0	0	0	0	155
COUNTY TOTAL:	0	103	31	1	20	0	0	0	0	155
BOONE										
PROBATION	0	557	59	38	76	0	0	0	0	730
COUNTY TOTAL:	0	557	59	38	76	0	0	0	0	730
BROWN										
PROBATION	0	45	70	4	19	0	0	0	3	141
COUNTY TOTAL:	0	45	70	4	19	0	0	0	3	141
CARROLL										
PROBATION	0	85	58	2	25	0	0	0	0	170
COUNTY TOTAL:	0	85	58	2	25	0	0	0	0	170
CASS										
ADULT PROBATION	0	111	243	8	15	0	0	0	0	377
COUNTY TOTAL:	0	111	243	8	15	0	0	0	0	377
CLARK										
PROBATION	27	881	509	185	80	0	0	0	4	1,686
COUNTY TOTAL:	27	881	509	185	80	0	0	0	4	1,686
CLAY										
PROBATION	0	108	113	7	31	0	0	0	0	259
COUNTY TOTAL:	0	108	113	7	31	0	0	0	0	259
CLINTON										
PROBATION	3	108	269	11	32	0	0	0	2	425
COUNTY TOTAL:	3	108	269	11	32	0	0	0	2	425
CRAWFORD										
PROBATION	0	29	231	14	45	0	0	0	0	319
COUNTY TOTAL:	0	29	231	14	45	0	0	0	0	319
DAVIESS										
PROBATION	0	220	280	8	19	1	0	0	2	530
COUNTY TOTAL:	0	220	280	8	19	1	0	0	2	530

ADULT PROBATION
FELONY SUPERVISIONS PENDING 01/01/2014

	PRE	POST	SPLIT	INTER-STATE	INTRA-STATE	IN LIEU OF PROSECUTION	WITHHELD	DRUG	OTHER	TOTAL
DEARBORN										
PROBATION	11	196	1,306	28	18	0	0	24	80	1,663
COUNTY TOTAL:	11	196	1,306	28	18	0	0	24	80	1,663
DECATUR										
ADULT PROBATION	0	11	163	6	19	0	0	0	0	199
COUNTY TOTAL:	0	11	163	6	19	0	0	0	0	199
DEKALB										
PROBATION	1	240	74	12	35	3	0	0	1	366
COUNTY TOTAL:	1	240	74	12	35	3	0	0	1	366
DELAWARE										
ADULT PROBATION	114	472	664	26	71	0	0	130	3	1,480
COUNTY TOTAL:	114	472	664	26	71	0	0	130	3	1,480
DUBOIS										
PROBATION	0	94	129	5	17	0	1	9	0	255
COUNTY TOTAL:	0	94	129	5	17	0	1	9	0	255
ELKHART										
PROBATION	1	937	1,000	83	95	5	14	0	0	2,135
COUNTY TOTAL:	1	937	1,000	83	95	5	14	0	0	2,135
FAYETTE										
PROBATION	15	137	166	12	32	0	0	0	0	362
COUNTY TOTAL:	15	137	166	12	32	0	0	0	0	362
FLOYD										
PROBATION	1	279	676	93	62	0	1	0	5	1,117
COUNTY TOTAL:	1	279	676	93	62	0	1	0	5	1,117
FOUNTAIN										
PROBATION	0	98	32	4	14	0	0	0	0	148
COUNTY TOTAL:	0	98	32	4	14	0	0	0	0	148
FRANKLIN										
PROBATION	1	7	196	18	5	0	0	0	0	227
COUNTY TOTAL:	1	7	196	18	5	0	0	0	0	227
FULTON										
PROBATION	4	150	65	2	19	0	0	0	0	240
COUNTY TOTAL:	4	150	65	2	19	0	0	0	0	240
GIBSON										
PROBATION	12	147	143	10	7	1	1	8	1	330
COUNTY TOTAL:	12	147	143	10	7	1	1	8	1	330
GRANT										
PROBATION	1	353	663	13	52	0	0	70	0	1,152
COUNTY TOTAL:	1	353	663	13	52	0	0	70	0	1,152
GREENE										
PROBATION	0	37	246	5	37	0	0	0	0	325
COUNTY TOTAL:	0	37	246	5	37	0	0	0	0	325

ADULT PROBATION
FELONY SUPERVISIONS PENDING 01/01/2014

	PRE	POST	SPLIT	INTER-STATE	INTRA-STATE	IN LIEU OF PROSECUTION	WITHHELD	DRUG	OTHER	TOTAL
HAMILTON										
PROBATION	0	438	792	28	90	0	0	23	0	1,371
COUNTY TOTAL:	0	438	792	28	90	0	0	23	0	1,371
HANCOCK										
PROBATION	1	792	310	10	65	14	1	0	196	1,389
COUNTY TOTAL:	1	792	310	10	65	14	1	0	196	1,389
HARRISON										
ADULT PROBATION	0	149	265	14	13	1	7	1	72	522
COUNTY TOTAL:	0	149	265	14	13	1	7	1	72	522
HENDRICKS										
PROBATION	7	669	234	16	73	2	1	37	0	1,039
COUNTY TOTAL:	7	669	234	16	73	2	1	37	0	1,039
HENRY										
PROBATION	12	224	107	1	23	0	0	0	0	367
COUNTY TOTAL:	12	224	107	1	23	0	0	0	0	367
HOWARD										
PROBATION	0	1,061	534	27	95	0	0	6	0	1,723
COUNTY TOTAL:	0	1,061	534	27	95	0	0	6	0	1,723
HUNTINGTON										
PROBATION	0	60	145	8	44	3	0	7	4	271
COUNTY TOTAL:	0	60	145	8	44	3	0	7	4	271
JACKSON										
PROBATION	0	143	177	9	20	0	0	0	0	349
COUNTY TOTAL:	0	143	177	9	20	0	0	0	0	349
JASPER										
PROBATION	33	5	153	10	12	4	0	0	27	244
COUNTY TOTAL:	33	5	153	10	12	4	0	0	27	244
JAY										
PROBATION	0	225	1	9	12	0	0	0	0	247
COUNTY TOTAL:	0	225	1	9	12	0	0	0	0	247
JEFFERSON										
PROBATION	0	217	213	25	48	0	0	0	4	507
COUNTY TOTAL:	0	217	213	25	48	0	0	0	4	507
JENNINGS										
PROBATION	0	269	90	5	13	0	0	0	0	377
COUNTY TOTAL:	0	269	90	5	13	0	0	0	0	377
JOHNSON										
PROBATION	0	245	420	19	70	0	0	0	0	754
COUNTY TOTAL:	0	245	420	19	70	0	0	0	0	754
KNOX										
PROBATION	0	747	64	31	16	0	0	0	0	858
COUNTY TOTAL:	0	747	64	31	16	0	0	0	0	858

ADULT PROBATION
FELONY SUPERVISIONS PENDING 01/01/2014

	PRE	POST	SPLIT	INTER-STATE	INTRA-STATE	IN LIEU OF PROSECUTION	WITHHELD	DRUG	OTHER	TOTAL
KOSCIUSKO										
PROBATION	0	269	65	14	21	0	0	0	0	369
COUNTY TOTAL:	0	269	65	14	21	0	0	0	0	369
LAGRANGE										
PROBATION	0	84	151	14	13	0	1	0	0	263
COUNTY TOTAL:	0	84	151	14	13	0	1	0	0	263
LAKE										
ADULT PROBATION	56	835	1,114	585	372	2	6	0	2	2,972
COUNTY TOTAL:	56	835	1,114	585	372	2	6	0	2	2,972
LAPORTE										
ADULT PROBATION	56	388	444	52	35	14	0	0	0	989
COUNTY TOTAL:	56	388	444	52	35	14	0	0	0	989
LAWRENCE										
PROBATION	0	276	18	13	17	0	0	22	261	607
COUNTY TOTAL:	0	276	18	13	17	0	0	22	261	607
MADISON										
ADULT PROBATION	2	1,435	1,034	37	132	0	1	0	95	2,736
COUNTY TOTAL:	2	1,435	1,034	37	132	0	1	0	95	2,736
MARION										
PROBATION	116	2,207	1,733	274	405	0	0	0	0	4,735
COUNTY TOTAL:	116	2,207	1,733	274	405	0	0	0	0	4,735
MARSHALL										
PROBATION	1	267	262	6	20	0	5	0	0	561
COUNTY TOTAL:	1	267	262	6	20	0	5	0	0	561
MARTIN										
PROBATION	0	46	16	2	15	0	0	0	0	79
COUNTY TOTAL:	0	46	16	2	15	0	0	0	0	79
MIAMI										
PROBATION	0	221	199	18	102	0	0	0	66	606
COUNTY TOTAL:	0	221	199	18	102	0	0	0	66	606
MONROE										
PROBATION	32	498	273	29	75	0	0	82	9	998
COUNTY TOTAL:	32	498	273	29	75	0	0	82	9	998
MONTGOMERY										
PROBATION	0	237	107	10	37	8	0	17	0	416
COUNTY TOTAL:	0	237	107	10	37	8	0	17	0	416
MORGAN										
PROBATION	5	499	2	14	46	1	0	0	1	568
COUNTY TOTAL:	5	499	2	14	46	1	0	0	1	568
NEWTON										
PROBATION	0	69	15	9	7	0	0	0	0	100
COUNTY TOTAL:	0	69	15	9	7	0	0	0	0	100

ADULT PROBATION
FELONY SUPERVISIONS PENDING 01/01/2014

	PRE	POST	SPLIT	INTER-STATE	INTRA-STATE	IN LIEU OF PROSECUTION	WITHHELD	DRUG	OTHER	TOTAL
NOBLE										
PROBATION	0	157	313	19	32	0	0	0	0	521
COUNTY TOTAL:	0	157	313	19	32	0	0	0	0	521
OHIO										
PROBATION	0	28	81	3	3	0	0	0	0	115
COUNTY TOTAL:	0	28	81	3	3	0	0	0	0	115
ORANGE										
PROBATION	3	337	182	4	137	0	0	0	0	663
COUNTY TOTAL:	3	337	182	4	137	0	0	0	0	663
OWEN										
PROBATION	9	32	78	7	18	0	0	2	0	146
COUNTY TOTAL:	9	32	78	7	18	0	0	2	0	146
PARKE										
PROBATION	8	73	33	8	11	0	1	1	11	146
COUNTY TOTAL:	8	73	33	8	11	0	1	1	11	146
PERRY										
PROBATION	0	272	63	14	14	0	0	0	0	363
COUNTY TOTAL:	0	272	63	14	14	0	0	0	0	363
PIKE										
PROBATION	0	84	50	6	21	0	0	0	7	168
COUNTY TOTAL:	0	84	50	6	21	0	0	0	7	168
PORTER										
ADULT PROBATION	114	891	450	24	21	0	0	0	0	1,500
COUNTY TOTAL:	114	891	450	24	21	0	0	0	0	1,500
POSEY										
PROBATION	3	60	52	6	5	0	0	0	0	126
COUNTY TOTAL:	3	60	52	6	5	0	0	0	0	126
PULASKI										
PROBATION	0	19	138	2	3	0	0	0	0	162
COUNTY TOTAL:	0	19	138	2	3	0	0	0	0	162
PUTNAM										
ADULT PROBATION	1	212	296	1	25	4	0	0	45	584
COUNTY TOTAL:	1	212	296	1	25	4	0	0	45	584
RANDOLPH										
PROBATION	0	100	99	0	2	0	0	0	4	205
COUNTY TOTAL:	0	100	99	0	2	0	0	0	4	205
RIPLEY										
PROBATION	0	144	162	15	22	0	0	0	0	343
COUNTY TOTAL:	0	144	162	15	22	0	0	0	0	343
RUSH										
PROBATION	0	6	137	1	6	0	0	0	0	150
COUNTY TOTAL:	0	6	137	1	6	0	0	0	0	150

ADULT PROBATION
FELONY SUPERVISIONS PENDING 01/01/2014

	PRE	POST	SPLIT	INTER- STATE	INTRA- STATE	IN LIEU OF PROSECUTION	WITHHELD	DRUG	OTHER	TOTAL
ST. JOSEPH										
ADULT PROBATION	34	942	487	118	102	27	0	0	0	1,710
COUNTY TOTAL:	34	942	487	118	102	27	0	0	0	1,710
SCOTT										
PROBATION	18	359	152	25	41	10	0	0	0	605
COUNTY TOTAL:	18	359	152	25	41	10	0	0	0	605
SHELBY										
PROBATION	0	211	310	8	16	0	0	0	0	545
COUNTY TOTAL:	0	211	310	8	16	0	0	0	0	545
SPENCER										
PROBATION	0	60	122	18	18	0	0	0	0	218
COUNTY TOTAL:	0	60	122	18	18	0	0	0	0	218
STARKE										
PROBATION	0	2	249	9	22	0	0	0	1	283
COUNTY TOTAL:	0	2	249	9	22	0	0	0	1	283
STEUBEN										
PROBATION	0	51	97	12	12	0	0	0	0	172
COUNTY TOTAL:	0	51	97	12	12	0	0	0	0	172
SULLIVAN										
PROBATION	6	42	95	6	29	6	0	0	0	184
COUNTY TOTAL:	6	42	95	6	29	6	0	0	0	184
SWITZERLAND										
PROBATION	0	83	5	8	16	0	0	0	0	112
COUNTY TOTAL:	0	83	5	8	16	0	0	0	0	112
TIPPECANOE										
PROBATION	1	103	1,193	94	271	0	0	0	18	1,680
COUNTY TOTAL:	1	103	1,193	94	271	0	0	0	18	1,680
TIPTON										
PROBATION	0	14	79	6	13	0	0	0	0	112
COUNTY TOTAL:	0	14	79	6	13	0	0	0	0	112
UNION										
PROBATION	0	26	43	1	4	0	0	0	0	74
COUNTY TOTAL:	0	26	43	1	4	0	0	0	0	74
VANDERBURGH										
PROBATION	150	450	429	104	74	0	523	0	149	1,879
COUNTY TOTAL:	150	450	429	104	74	0	523	0	149	1,879
VERMILLION										
PROBATION	0	17	40	12	4	0	1	0	0	74
COUNTY TOTAL:	0	17	40	12	4	0	1	0	0	74
VIGO										
ADULT PROBATION	32	659	436	70	78	0	1	0	9	1,285
COUNTY TOTAL:	32	659	436	70	78	0	1	0	9	1,285

ADULT PROBATION
FELONY SUPERVISIONS PENDING 01/01/2014

	PRE	POST	SPLIT	INTER- STATE	INTRA- STATE	IN LIEU OF PROSECUTION	WITHHELD	DRUG	OTHER	TOTAL
WABASH										
PROBATION	5	56	329	9	32	3	16	6	0	456
COUNTY TOTAL:	5	56	329	9	32	3	16	6	0	456
WARREN										
PROBATION	0	71	48	3	9	0	0	9	0	140
COUNTY TOTAL:	0	71	48	3	9	0	0	9	0	140
WARRICK										
PROBATION	0	296	78	23	15	0	2	0	0	414
COUNTY TOTAL:	0	296	78	23	15	0	2	0	0	414
WASHINGTON										
PROBATION	0	193	157	19	27	0	0	0	0	396
COUNTY TOTAL:	0	193	157	19	27	0	0	0	0	396
WAYNE										
PROBATION	22	181	257	25	16	0	0	0	24	525
COUNTY TOTAL:	22	181	257	25	16	0	0	0	24	525
WELLS										
PROBATION	0	65	107	1	19	0	0	0	2	194
COUNTY TOTAL:	0	65	107	1	19	0	0	0	2	194
WHITE										
PROBATION	0	32	124	1	16	0	0	0	0	173
COUNTY TOTAL:	0	32	124	1	16	0	0	0	0	173
WHITLEY										
PROBATION	2	17	196	8	14	0	0	0	0	237
COUNTY TOTAL:	2	17	196	8	14	0	0	0	0	237
STATE TOTALS										
GRAND TOTAL CIRCUIT, SUPERIOR & PROBATE:	975	26,137	25,039	2,659	4,106	473	583	454	1,108	61,534
GRAND TOTAL:	975	26,137	25,039	2,659	4,106	473	583	454	1,108	61,534

ADULT PROBATION
FELONY SUPERVISIONS RECEIVED

	PRE	POST	SPLIT	INTER-STATE	INTRA-STATE	IN LIEU OF PROSECUTION	WITHHELD	DRUG	OTHER	TOTAL
ADAMS										
PROBATION	0	96	35	0	10	0	0	0	0	141
COUNTY TOTAL:	0	96	35	0	10	0	0	0	0	141
ALLEN										
ADULT PROBATION	3	439	769	36	120	103	0	0	0	1,470
COUNTY TOTAL:	3	439	769	36	120	103	0	0	0	1,470
BARTHOLOMEW										
PROBATION	31	181	62	9	38	0	0	0	0	321
COUNTY TOTAL:	31	181	62	9	38	0	0	0	0	321
BENTON										
PROBATION	0	19	24	0	1	0	1	0	0	45
COUNTY TOTAL:	0	19	24	0	1	0	1	0	0	45
BLACKFORD										
PROBATION	0	46	29	1	4	0	0	0	0	80
COUNTY TOTAL:	0	46	29	1	4	0	0	0	0	80
BOONE										
PROBATION	0	193	33	1	16	0	0	0	0	243
COUNTY TOTAL:	0	193	33	1	16	0	0	0	0	243
BROWN										
PROBATION	0	61	15	0	1	0	0	0	1	78
COUNTY TOTAL:	0	61	15	0	1	0	0	0	1	78
CARROLL										
PROBATION	0	54	44	0	14	0	0	0	0	112
COUNTY TOTAL:	0	54	44	0	14	0	0	0	0	112
CASS										
ADULT PROBATION	0	34	91	4	7	0	0	0	0	136
COUNTY TOTAL:	0	34	91	4	7	0	0	0	0	136
CLARK										
PROBATION	28	471	207	34	14	0	0	0	2	756
COUNTY TOTAL:	28	471	207	34	14	0	0	0	2	756
CLAY										
PROBATION	0	122	27	1	20	0	0	0	0	170
COUNTY TOTAL:	0	122	27	1	20	0	0	0	0	170
CLINTON										
PROBATION	11	11	103	7	23	0	0	0	0	155
COUNTY TOTAL:	11	11	103	7	23	0	0	0	0	155
CRAWFORD										
PROBATION	0	0	50	4	12	0	0	0	0	66
COUNTY TOTAL:	0	0	50	4	12	0	0	0	0	66
DAVIESS										
PROBATION	0	88	82	3	18	0	0	0	1	192
COUNTY TOTAL:	0	88	82	3	18	0	0	0	1	192

ADULT PROBATION
FELONY SUPERVISIONS RECEIVED

	PRE	POST	SPLIT	INTER- STATE	INTRA- STATE	IN LIEU OF PROSECUTION	WITHHELD	DRUG	OTHER	TOTAL
DEARBORN										
PROBATION	21	51	563	32	13	0	0	7	7	694
COUNTY TOTAL:	21	51	563	32	13	0	0	7	7	694
DECATUR										
ADULT PROBATION	0	1	92	2	14	0	0	0	0	109
COUNTY TOTAL:	0	1	92	2	14	0	0	0	0	109
DEKALB										
PROBATION	4	109	29	6	24	3	0	0	0	175
COUNTY TOTAL:	4	109	29	6	24	3	0	0	0	175
DELAWARE										
ADULT PROBATION	369	237	245	12	52	2	0	34	8	959
COUNTY TOTAL:	369	237	245	12	52	2	0	34	8	959
DUBOIS										
PROBATION	0	63	68	1	10	0	0	2	0	144
COUNTY TOTAL:	0	63	68	1	10	0	0	2	0	144
ELKHART										
PROBATION	1	448	355	38	45	3	0	0	0	890
COUNTY TOTAL:	1	448	355	38	45	3	0	0	0	890
FAYETTE										
PROBATION	8	64	102	7	6	0	0	0	0	187
COUNTY TOTAL:	8	64	102	7	6	0	0	0	0	187
FLOYD										
PROBATION	0	110	315	50	77	0	0	0	0	552
COUNTY TOTAL:	0	110	315	50	77	0	0	0	0	552
FOUNTAIN										
PROBATION	0	41	9	4	16	0	0	0	0	70
COUNTY TOTAL:	0	41	9	4	16	0	0	0	0	70
FRANKLIN										
PROBATION	0	35	126	15	15	0	0	0	0	191
COUNTY TOTAL:	0	35	126	15	15	0	0	0	0	191
FULTON										
PROBATION	0	92	25	0	13	0	0	0	0	130
COUNTY TOTAL:	0	92	25	0	13	0	0	0	0	130
GIBSON										
PROBATION	5	119	60	5	9	1	1	4	3	207
COUNTY TOTAL:	5	119	60	5	9	1	1	4	3	207
GRANT										
PROBATION	1	189	313	8	41	0	0	25	0	577
COUNTY TOTAL:	1	189	313	8	41	0	0	25	0	577
GREENE										
PROBATION	0	18	103	2	23	0	0	0	0	146
COUNTY TOTAL:	0	18	103	2	23	0	0	0	0	146

ADULT PROBATION
FELONY SUPERVISIONS RECEIVED

	PRE	POST	SPLIT	INTER-STATE	INTRA-STATE	IN LIEU OF PROSECUTION	WITHHELD	DRUG	OTHER	TOTAL
HAMILTON										
PROBATION	0	264	438	15	63	0	3	12	0	795
COUNTY TOTAL:	0	264	438	15	63	0	3	12	0	795
HANCOCK										
PROBATION	2	139	82	3	17	0	0	0	2	245
COUNTY TOTAL:	2	139	82	3	17	0	0	0	2	245
HARRISON										
ADULT PROBATION	0	75	75	5	4	0	2	0	22	183
COUNTY TOTAL:	0	75	75	5	4	0	2	0	22	183
HENDRICKS										
PROBATION	5	387	74	4	53	0	2	5	0	530
COUNTY TOTAL:	5	387	74	4	53	0	2	5	0	530
HENRY										
PROBATION	7	93	57	4	8	0	0	0	2	171
COUNTY TOTAL:	7	93	57	4	8	0	0	0	2	171
HOWARD										
PROBATION	0	389	330	6	34	0	0	8	0	767
COUNTY TOTAL:	0	389	330	6	34	0	0	8	0	767
HUNTINGTON										
PROBATION	0	4	105	6	7	5	0	15	5	147
COUNTY TOTAL:	0	4	105	6	7	5	0	15	5	147
JACKSON										
PROBATION	1	76	142	6	21	0	0	0	0	246
COUNTY TOTAL:	1	76	142	6	21	0	0	0	0	246
JASPER										
PROBATION	24	51	65	3	10	1	0	0	68	222
COUNTY TOTAL:	24	51	65	3	10	1	0	0	68	222
JAY										
PROBATION	0	110	1	7	7	0	0	0	0	125
COUNTY TOTAL:	0	110	1	7	7	0	0	0	0	125
JEFFERSON										
PROBATION	0	65	52	19	39	0	0	0	0	175
COUNTY TOTAL:	0	65	52	19	39	0	0	0	0	175
JENNINGS										
PROBATION	0	160	40	3	6	0	0	0	0	209
COUNTY TOTAL:	0	160	40	3	6	0	0	0	0	209
JOHNSON										
PROBATION	0	229	147	13	50	0	0	0	0	439
COUNTY TOTAL:	0	229	147	13	50	0	0	0	0	439
KNOX										
PROBATION	0	277	4	9	18	0	0	0	0	308
COUNTY TOTAL:	0	277	4	9	18	0	0	0	0	308

ADULT PROBATION
FELONY SUPERVISIONS RECEIVED

	PRE	POST	SPLIT	INTER-STATE	INTRA-STATE	IN LIEU OF PROSECUTION	WITHHELD	DRUG	OTHER	TOTAL
KOSCIUSKO										
PROBATION	0	184	109	2	20	0	0	0	0	315
COUNTY TOTAL:	0	184	109	2	20	0	0	0	0	315
LAGRANGE										
PROBATION	0	71	124	7	12	0	1	0	0	215
COUNTY TOTAL:	0	71	124	7	12	0	1	0	0	215
LAKE										
ADULT PROBATION	56	621	197	144	63	0	0	0	2	1,083
COUNTY TOTAL:	56	621	197	144	63	0	0	0	2	1,083
LAPORTE										
ADULT PROBATION	72	160	187	28	20	2	0	0	0	469
COUNTY TOTAL:	72	160	187	28	20	2	0	0	0	469
LAWRENCE										
PROBATION	0	158	34	2	8	0	0	9	360	571
COUNTY TOTAL:	0	158	34	2	8	0	0	9	360	571
MADISON										
ADULT PROBATION	8	328	265	3	41	0	2	0	0	647
COUNTY TOTAL:	8	328	265	3	41	0	2	0	0	647
MARION										
PROBATION	73	1,784	1,608	140	316	0	0	0	0	3,921
COUNTY TOTAL:	73	1,784	1,608	140	316	0	0	0	0	3,921
MARSHALL										
PROBATION	1	178	165	6	10	0	6	0	0	366
COUNTY TOTAL:	1	178	165	6	10	0	6	0	0	366
MARTIN										
PROBATION	0	27	7	2	10	0	0	0	0	46
COUNTY TOTAL:	0	27	7	2	10	0	0	0	0	46
MIAMI										
PROBATION	0	115	38	4	24	0	0	0	11	192
COUNTY TOTAL:	0	115	38	4	24	0	0	0	11	192
MONROE										
PROBATION	180	234	102	11	54	0	2	40	29	652
COUNTY TOTAL:	180	234	102	11	54	0	2	40	29	652
MONTGOMERY										
PROBATION	2	93	112	6	14	7	0	9	5	248
COUNTY TOTAL:	2	93	112	6	14	7	0	9	5	248
MORGAN										
PROBATION	11	297	31	6	34	6	0	0	0	385
COUNTY TOTAL:	11	297	31	6	34	6	0	0	0	385
NEWTON										
PROBATION	0	33	5	3	6	0	0	0	0	47
COUNTY TOTAL:	0	33	5	3	6	0	0	0	0	47

ADULT PROBATION
FELONY SUPERVISIONS RECEIVED

	PRE	POST	SPLIT	INTER-STATE	INTRA-STATE	IN LIEU OF PROSECUTION	WITHHELD	DRUG	OTHER	TOTAL
NOBLE										
PROBATION	2	34	82	2	14	0	0	0	15	149
COUNTY TOTAL:	2	34	82	2	14	0	0	0	15	149
OHIO										
PROBATION	0	6	58	0	4	0	0	0	0	68
COUNTY TOTAL:	0	6	58	0	4	0	0	0	0	68
ORANGE										
PROBATION	36	30	25	9	19	0	0	0	0	119
COUNTY TOTAL:	36	30	25	9	19	0	0	0	0	119
OWEN										
PROBATION	5	34	51	5	24	0	0	2	0	121
COUNTY TOTAL:	5	34	51	5	24	0	0	2	0	121
PARKE										
PROBATION	9	67	14	7	2	0	3	0	7	109
COUNTY TOTAL:	9	67	14	7	2	0	3	0	7	109
PERRY										
PROBATION	0	54	22	2	2	0	0	0	0	80
COUNTY TOTAL:	0	54	22	2	2	0	0	0	0	80
PIKE										
PROBATION	0	50	18	4	7	0	0	0	0	79
COUNTY TOTAL:	0	50	18	4	7	0	0	0	0	79
PORTER										
ADULT PROBATION	129	440	80	29	21	0	0	0	0	699
COUNTY TOTAL:	129	440	80	29	21	0	0	0	0	699
POSEY										
PROBATION	4	33	16	2	0	0	0	0	1	56
COUNTY TOTAL:	4	33	16	2	0	0	0	0	1	56
PULASKI										
PROBATION	0	8	60	4	3	0	0	0	0	75
COUNTY TOTAL:	0	8	60	4	3	0	0	0	0	75
PUTNAM										
ADULT PROBATION	2	119	103	3	21	4	0	0	49	301
COUNTY TOTAL:	2	119	103	3	21	4	0	0	49	301
RANDOLPH										
PROBATION	0	38	37	3	8	1	0	0	2	89
COUNTY TOTAL:	0	38	37	3	8	1	0	0	2	89
RIPLEY										
PROBATION	0	112	46	6	16	0	0	0	0	180
COUNTY TOTAL:	0	112	46	6	16	0	0	0	0	180
RUSH										
PROBATION	0	14	91	0	17	0	0	0	0	122
COUNTY TOTAL:	0	14	91	0	17	0	0	0	0	122

ADULT PROBATION
FELONY SUPERVISIONS RECEIVED

	PRE	POST	SPLIT	INTER-STATE	INTRA-STATE	IN LIEU OF PROSECUTION	WITHHELD	DRUG	OTHER	TOTAL
ST. JOSEPH										
ADULT PROBATION	17	248	239	44	53	1	0	1	0	603
COUNTY TOTAL:	17	248	239	44	53	1	0	1	0	603
SCOTT										
PROBATION	8	171	40	0	23	0	0	0	0	242
COUNTY TOTAL:	8	171	40	0	23	0	0	0	0	242
SHELBY										
PROBATION	0	162	122	3	16	0	0	0	0	303
COUNTY TOTAL:	0	162	122	3	16	0	0	0	0	303
SPENCER										
PROBATION	0	77	22	1	2	0	0	0	0	102
COUNTY TOTAL:	0	77	22	1	2	0	0	0	0	102
STARKE										
PROBATION	0	1	163	2	7	0	0	0	0	173
COUNTY TOTAL:	0	1	163	2	7	0	0	0	0	173
STEUBEN										
PROBATION	0	23	73	9	12	0	0	0	0	117
COUNTY TOTAL:	0	23	73	9	12	0	0	0	0	117
SULLIVAN										
PROBATION	2	18	46	2	15	0	0	0	0	83
COUNTY TOTAL:	2	18	46	2	15	0	0	0	0	83
SWITZERLAND										
PROBATION	0	27	0	10	16	0	0	0	0	53
COUNTY TOTAL:	0	27	0	10	16	0	0	0	0	53
TIPPECANOE										
PROBATION	0	36	398	4	46	0	0	0	0	484
COUNTY TOTAL:	0	36	398	4	46	0	0	0	0	484
TIPTON										
PROBATION	0	2	34	3	16	0	0	0	0	55
COUNTY TOTAL:	0	2	34	3	16	0	0	0	0	55
UNION										
PROBATION	0	9	17	2	3	0	0	0	0	31
COUNTY TOTAL:	0	9	17	2	3	0	0	0	0	31
VANDERBURGH										
PROBATION	106	212	235	39	37	0	332	0	5	966
COUNTY TOTAL:	106	212	235	39	37	0	332	0	5	966
VERMILLION										
PROBATION	0	44	21	0	8	0	0	0	0	73
COUNTY TOTAL:	0	44	21	0	8	0	0	0	0	73
VIGO										
ADULT PROBATION	6	255	146	28	31	0	1	0	11	478
COUNTY TOTAL:	6	255	146	28	31	0	1	0	11	478

ADULT PROBATION
FELONY SUPERVISIONS RECEIVED

	PRE	POST	SPLIT	INTER- STATE	INTRA- STATE	IN LIEU OF PROSECUTION	WITHHELD	DRUG	OTHER	TOTAL
WABASH										
PROBATION	70	56	145	2	12	1	12	11	0	309
COUNTY TOTAL:	70	56	145	2	12	1	12	11	0	309
WARREN										
PROBATION	0	31	10	0	3	0	0	4	0	48
COUNTY TOTAL:	0	31	10	0	3	0	0	4	0	48
WARRICK										
PROBATION	0	96	20	9	6	0	0	0	0	131
COUNTY TOTAL:	0	96	20	9	6	0	0	0	0	131
WASHINGTON										
PROBATION	0	86	41	6	15	0	0	0	3	151
COUNTY TOTAL:	0	86	41	6	15	0	0	0	3	151
WAYNE										
PROBATION	18	118	133	13	22	1	0	0	7	312
COUNTY TOTAL:	18	118	133	13	22	1	0	0	7	312
WELLS										
PROBATION	0	34	104	3	16	1	0	0	0	158
COUNTY TOTAL:	0	34	104	3	16	1	0	0	0	158
WHITE										
PROBATION	0	30	51	0	13	0	0	0	0	94
COUNTY TOTAL:	0	30	51	0	13	0	0	0	0	94
WHITLEY										
PROBATION	8	16	196	2	5	2	0	0	0	229
COUNTY TOTAL:	8	16	196	2	5	2	0	0	0	229
STATE TOTALS										
GRAND TOTAL CIRCUIT, SUPERIOR & PROBATE:	1,346	12,785	11,531	1,007	2,160	144	368	188	628	30,157
GRAND TOTAL:	1,346	12,785	11,531	1,007	2,160	144	368	188	628	30,157

ADULT PROBATION
FELONY SUPERVISIONS REOPENED

	PRE	POST	SPLIT	INTER-STATE	INTRA-STATE	IN LIEU OF PROSECUTION	WITHHELD	DRUG	OTHER	TOTAL
ADAMS										
PROBATION	0	0	0	0	0	0	0	0	0	0
COUNTY TOTAL:	0	0	0	0	0	0	0	0	0	0
ALLEN										
ADULT PROBATION	0	0	0	4	3	0	0	0	0	7
COUNTY TOTAL:	0	0	0	4	3	0	0	0	0	7
BARTHOLOMEW										
PROBATION	0	0	0	0	0	0	0	0	0	0
COUNTY TOTAL:	0	0	0	0	0	0	0	0	0	0
BENTON										
PROBATION	0	2	0	0	0	0	0	0	0	2
COUNTY TOTAL:	0	2	0	0	0	0	0	0	0	2
BLACKFORD										
PROBATION	0	0	0	0	0	0	0	0	0	0
COUNTY TOTAL:	0	0	0	0	0	0	0	0	0	0
BOONE										
PROBATION	0	0	0	0	0	0	0	0	0	0
COUNTY TOTAL:	0	0	0	0	0	0	0	0	0	0
BROWN										
PROBATION	0	0	0	0	0	0	0	0	3	3
COUNTY TOTAL:	0	0	0	0	0	0	0	0	3	3
CARROLL										
PROBATION	0	6	11	0	0	0	0	0	0	17
COUNTY TOTAL:	0	6	11	0	0	0	0	0	0	17
CASS										
ADULT PROBATION	0	0	0	0	0	0	0	0	0	0
COUNTY TOTAL:	0	0	0	0	0	0	0	0	0	0
CLARK										
PROBATION	2	50	20	0	1	0	0	0	0	73
COUNTY TOTAL:	2	50	20	0	1	0	0	0	0	73
CLAY										
PROBATION	0	0	0	0	0	0	0	0	0	0
COUNTY TOTAL:	0	0	0	0	0	0	0	0	0	0
CLINTON										
PROBATION	0	3	53	0	0	0	0	0	0	56
COUNTY TOTAL:	0	3	53	0	0	0	0	0	0	56
CRAWFORD										
PROBATION	0	0	0	0	0	0	0	0	0	0
COUNTY TOTAL:	0	0	0	0	0	0	0	0	0	0
DAVIESS										
PROBATION	0	0	0	0	0	0	0	0	0	0
COUNTY TOTAL:	0	0	0	0	0	0	0	0	0	0

ADULT PROBATION
FELONY SUPERVISIONS REOPENED

	PRE	POST	SPLIT	INTER-STATE	INTRA-STATE	IN LIEU OF PROSECUTION	WITHHELD	DRUG	OTHER	TOTAL
DEARBORN										
PROBATION	0	2	42	0	0	0	0	10	113	167
COUNTY TOTAL:	0	2	42	0	0	0	0	10	113	167
DECATUR										
ADULT PROBATION	0	0	0	0	0	0	0	0	0	0
COUNTY TOTAL:	0	0	0	0	0	0	0	0	0	0
DEKALB										
PROBATION	0	2	2	0	0	0	0	0	0	4
COUNTY TOTAL:	0	2	2	0	0	0	0	0	0	4
DELAWARE										
ADULT PROBATION	0	2	1	0	0	0	0	1	0	4
COUNTY TOTAL:	0	2	1	0	0	0	0	1	0	4
DUBOIS										
PROBATION	0	0	0	0	0	0	0	0	0	0
COUNTY TOTAL:	0	0	0	0	0	0	0	0	0	0
ELKHART										
PROBATION	0	35	18	2	0	0	0	0	0	55
COUNTY TOTAL:	0	35	18	2	0	0	0	0	0	55
FAYETTE										
PROBATION	0	4	12	0	0	0	0	0	0	16
COUNTY TOTAL:	0	4	12	0	0	0	0	0	0	16
FLOYD										
PROBATION	0	50	158	1	1	0	0	0	0	210
COUNTY TOTAL:	0	50	158	1	1	0	0	0	0	210
FOUNTAIN										
PROBATION	0	1	0	0	0	0	0	0	0	1
COUNTY TOTAL:	0	1	0	0	0	0	0	0	0	1
FRANKLIN										
PROBATION	0	0	0	0	0	0	0	0	0	0
COUNTY TOTAL:	0	0	0	0	0	0	0	0	0	0
FULTON										
PROBATION	0	0	0	0	0	0	0	0	0	0
COUNTY TOTAL:	0	0	0	0	0	0	0	0	0	0
GIBSON										
PROBATION	0	2	4	0	0	0	0	0	0	6
COUNTY TOTAL:	0	2	4	0	0	0	0	0	0	6
GRANT										
PROBATION	0	0	0	0	0	0	0	0	0	0
COUNTY TOTAL:	0	0	0	0	0	0	0	0	0	0
GREENE										
PROBATION	0	0	8	0	0	0	0	0	0	8
COUNTY TOTAL:	0	0	8	0	0	0	0	0	0	8

ADULT PROBATION
FELONY SUPERVISIONS REOPENED

	PRE	POST	SPLIT	INTER-STATE	INTRA-STATE	IN LIEU OF PROSECUTION	WITHHELD	DRUG	OTHER	TOTAL
HAMILTON										
PROBATION	0	11	12	2	0	0	0	1	0	26
COUNTY TOTAL:	0	11	12	2	0	0	0	1	0	26
HANCOCK										
PROBATION	0	2	4	0	0	0	0	0	0	6
COUNTY TOTAL:	0	2	4	0	0	0	0	0	0	6
HARRISON										
ADULT PROBATION	0	4	22	0	1	0	0	0	0	27
COUNTY TOTAL:	0	4	22	0	1	0	0	0	0	27
HENDRICKS										
PROBATION	0	17	3	2	0	0	0	0	0	22
COUNTY TOTAL:	0	17	3	2	0	0	0	0	0	22
HENRY										
PROBATION	0	1	0	0	0	0	0	0	0	1
COUNTY TOTAL:	0	1	0	0	0	0	0	0	0	1
HOWARD										
PROBATION	0	0	0	0	0	0	0	0	0	0
COUNTY TOTAL:	0	0	0	0	0	0	0	0	0	0
HUNTINGTON										
PROBATION	0	0	4	0	0	0	0	0	0	4
COUNTY TOTAL:	0	0	4	0	0	0	0	0	0	4
JACKSON										
PROBATION	0	4	6	1	0	0	0	0	0	11
COUNTY TOTAL:	0	4	6	1	0	0	0	0	0	11
JASPER										
PROBATION	0	0	0	0	0	0	0	0	0	0
COUNTY TOTAL:	0	0	0	0	0	0	0	0	0	0
JAY										
PROBATION	0	0	0	0	0	0	0	0	0	0
COUNTY TOTAL:	0	0	0	0	0	0	0	0	0	0
JEFFERSON										
PROBATION	0	0	0	0	0	0	0	0	0	0
COUNTY TOTAL:	0	0	0	0	0	0	0	0	0	0
JENNINGS										
PROBATION	0	1	1	0	0	0	0	0	0	2
COUNTY TOTAL:	0	1	1	0	0	0	0	0	0	2
JOHNSON										
PROBATION	0	0	0	0	0	0	0	0	0	0
COUNTY TOTAL:	0	0	0	0	0	0	0	0	0	0
KNOX										
PROBATION	0	0	0	0	0	0	0	0	0	0
COUNTY TOTAL:	0	0	0	0	0	0	0	0	0	0

ADULT PROBATION
FELONY SUPERVISIONS REOPENED

	PRE	POST	SPLIT	INTER-STATE	INTRA-STATE	IN LIEU OF PROSECUTION	WITHHELD	DRUG	OTHER	TOTAL
KOSCIUSKO										
PROBATION	0	0	0	0	0	0	0	0	0	0
COUNTY TOTAL:	0	0	0	0	0	0	0	0	0	0
LAGRANGE										
PROBATION	0	0	0	0	0	0	0	0	0	0
COUNTY TOTAL:	0	0	0	0	0	0	0	0	0	0
LAKE										
ADULT PROBATION	2	239	68	0	0	0	0	0	8	317
COUNTY TOTAL:	2	239	68	0	0	0	0	0	8	317
LAPORTE										
ADULT PROBATION	0	12	12	0	1	0	0	0	0	25
COUNTY TOTAL:	0	12	12	0	1	0	0	0	0	25
LAWRENCE										
PROBATION	0	0	0	0	0	0	0	0	0	0
COUNTY TOTAL:	0	0	0	0	0	0	0	0	0	0
MADISON										
ADULT PROBATION	0	0	0	0	0	0	0	0	61	61
COUNTY TOTAL:	0	0	0	0	0	0	0	0	61	61
MARION										
PROBATION	0	0	0	0	0	0	0	0	0	0
COUNTY TOTAL:	0	0	0	0	0	0	0	0	0	0
MARSHALL										
PROBATION	0	0	0	0	0	0	0	0	0	0
COUNTY TOTAL:	0	0	0	0	0	0	0	0	0	0
MARTIN										
PROBATION	0	0	0	0	0	0	0	0	0	0
COUNTY TOTAL:	0	0	0	0	0	0	0	0	0	0
MIAMI										
PROBATION	0	0	1	0	1	0	0	0	1	3
COUNTY TOTAL:	0	0	1	0	1	0	0	0	1	3
MONROE										
PROBATION	34	10	14	2	6	0	0	27	39	132
COUNTY TOTAL:	34	10	14	2	6	0	0	27	39	132
MONTGOMERY										
PROBATION	0	0	0	0	0	0	0	0	0	0
COUNTY TOTAL:	0	0	0	0	0	0	0	0	0	0
MORGAN										
PROBATION	0	6	0	0	2	0	0	0	10	18
COUNTY TOTAL:	0	6	0	0	2	0	0	0	10	18
NEWTON										
PROBATION	0	0	0	0	0	0	0	0	0	0
COUNTY TOTAL:	0	0	0	0	0	0	0	0	0	0

ADULT PROBATION
FELONY SUPERVISIONS REOPENED

	PRE	POST	SPLIT	INTER-STATE	INTRA-STATE	IN LIEU OF PROSECUTION	WITHHELD	DRUG	OTHER	TOTAL
NOBLE										
PROBATION	0	0	0	0	0	0	0	0	0	0
COUNTY TOTAL:	0	0	0	0	0	0	0	0	0	0
OHIO										
PROBATION	0	0	0	0	0	0	0	0	0	0
COUNTY TOTAL:	0	0	0	0	0	0	0	0	0	0
ORANGE										
PROBATION	0	0	0	0	0	0	0	0	0	0
COUNTY TOTAL:	0	0	0	0	0	0	0	0	0	0
OWEN										
PROBATION	0	0	0	0	0	0	0	0	0	0
COUNTY TOTAL:	0	0	0	0	0	0	0	0	0	0
PARKE										
PROBATION	0	2	5	0	0	0	0	0	0	7
COUNTY TOTAL:	0	2	5	0	0	0	0	0	0	7
PERRY										
PROBATION	0	0	1	0	0	0	0	0	0	1
COUNTY TOTAL:	0	0	1	0	0	0	0	0	0	1
PIKE										
PROBATION	0	0	0	0	0	0	0	0	1	1
COUNTY TOTAL:	0	0	0	0	0	0	0	0	1	1
PORTER										
ADULT PROBATION	5	17	2	2	1	0	0	0	0	27
COUNTY TOTAL:	5	17	2	2	1	0	0	0	0	27
POSEY										
PROBATION	0	0	0	0	0	0	0	0	0	0
COUNTY TOTAL:	0	0	0	0	0	0	0	0	0	0
PULASKI										
PROBATION	0	0	0	0	0	0	0	0	0	0
COUNTY TOTAL:	0	0	0	0	0	0	0	0	0	0
PUTNAM										
ADULT PROBATION	0	1	0	0	0	1	0	0	0	2
COUNTY TOTAL:	0	1	0	0	0	1	0	0	0	2
RANDOLPH										
PROBATION	0	0	0	0	0	0	0	0	0	0
COUNTY TOTAL:	0	0	0	0	0	0	0	0	0	0
RIPLEY										
PROBATION	0	25	21	0	0	0	0	0	0	46
COUNTY TOTAL:	0	25	21	0	0	0	0	0	0	46
RUSH										
PROBATION	0	0	0	0	0	0	0	0	0	0
COUNTY TOTAL:	0	0	0	0	0	0	0	0	0	0

ADULT PROBATION
FELONY SUPERVISIONS REOPENED

	PRE	POST	SPLIT	INTER-STATE	INTRA-STATE	IN LIEU OF PROSECUTION	WITHHELD	DRUG	OTHER	TOTAL
ST. JOSEPH										
ADULT PROBATION	0	0	0	0	0	0	0	0	0	0
COUNTY TOTAL:	0	0	0	0	0	0	0	0	0	0
SCOTT										
PROBATION	0	1	0	0	0	0	0	0	0	1
COUNTY TOTAL:	0	1	0	0	0	0	0	0	0	1
SHELBY										
PROBATION	0	13	14	0	0	0	0	0	0	27
COUNTY TOTAL:	0	13	14	0	0	0	0	0	0	27
SPENCER										
PROBATION	0	5	1	0	0	0	0	0	0	6
COUNTY TOTAL:	0	5	1	0	0	0	0	0	0	6
STARKE										
PROBATION	0	0	0	0	0	0	0	0	0	0
COUNTY TOTAL:	0	0	0	0	0	0	0	0	0	0
STEUBEN										
PROBATION	0	0	8	3	0	0	0	0	0	11
COUNTY TOTAL:	0	0	8	3	0	0	0	0	0	11
SULLIVAN										
PROBATION	0	0	0	0	0	0	0	0	0	0
COUNTY TOTAL:	0	0	0	0	0	0	0	0	0	0
SWITZERLAND										
PROBATION	0	0	0	1	0	0	0	0	0	1
COUNTY TOTAL:	0	0	0	1	0	0	0	0	0	1
TIPPECANOE										
PROBATION	0	2	19	0	3	0	0	0	0	24
COUNTY TOTAL:	0	2	19	0	3	0	0	0	0	24
TIPTON										
PROBATION	0	3	5	0	0	0	0	0	0	8
COUNTY TOTAL:	0	3	5	0	0	0	0	0	0	8
UNION										
PROBATION	0	0	0	0	0	0	0	0	0	0
COUNTY TOTAL:	0	0	0	0	0	0	0	0	0	0
VANDERBURGH										
PROBATION	24	37	25	5	15	0	42	0	145	293
COUNTY TOTAL:	24	37	25	5	15	0	42	0	145	293
VERMILLION										
PROBATION	0	1	5	0	0	0	0	0	0	6
COUNTY TOTAL:	0	1	5	0	0	0	0	0	0	6
VIGO										
ADULT PROBATION	0	6	6	1	0	0	0	0	5	18
COUNTY TOTAL:	0	6	6	1	0	0	0	0	5	18

ADULT PROBATION
FELONY SUPERVISIONS REOPENED

	PRE	POST	SPLIT	INTER- STATE	INTRA- STATE	IN LIEU OF PROSECUTION	WITHHELD	DRUG	OTHER	TOTAL
WABASH										
PROBATION	0	0	0	0	0	0	0	0	0	0
COUNTY TOTAL:	0	0	0	0	0	0	0	0	0	0
WARREN										
PROBATION	0	0	0	0	0	0	0	0	0	0
COUNTY TOTAL:	0	0	0	0	0	0	0	0	0	0
WARRICK										
PROBATION	0	2	0	0	0	0	0	0	0	2
COUNTY TOTAL:	0	2	0	0	0	0	0	0	0	2
WASHINGTON										
PROBATION	0	12	26	1	0	0	0	0	0	39
COUNTY TOTAL:	0	12	26	1	0	0	0	0	0	39
WAYNE										
PROBATION	0	3	9	2	0	0	0	0	59	73
COUNTY TOTAL:	0	3	9	2	0	0	0	0	59	73
WELLS										
PROBATION	0	0	3	0	0	0	0	0	0	3
COUNTY TOTAL:	0	0	3	0	0	0	0	0	0	3
WHITE										
PROBATION	0	0	0	0	0	0	0	0	0	0
COUNTY TOTAL:	0	0	0	0	0	0	0	0	0	0
WHITLEY										
PROBATION	1	1	7	0	0	0	0	0	0	9
COUNTY TOTAL:	1	1	7	0	0	0	0	0	0	9
STATE TOTALS										
GRAND TOTAL CIRCUIT, SUPERIOR & PROBATE:	68	597	633	29	35	1	42	39	445	1,889
GRAND TOTAL:	68	597	633	29	35	1	42	39	445	1,889

ADULT PROBATION
FELONY SUPERVISIONS - TOTAL DISPOSITIONS

	PRE	POST	SPLIT	INTER-STATE	INTRA-STATE	IN LIEU OF PROSECUTION	WITHHELD	DRUG	OTHER	TOTAL
ADAMS										
PROBATION	0	78	9	2	12	0	0	0	0	101
COUNTY TOTAL:	0	78	9	2	12	0	0	0	0	101
ALLEN										
ADULT PROBATION	7	585	813	44	132	145	0	0	0	1,726
COUNTY TOTAL:	7	585	813	44	132	145	0	0	0	1,726
BARTHOLOMEW										
PROBATION	22	239	69	4	44	0	0	0	0	378
COUNTY TOTAL:	22	239	69	4	44	0	0	0	0	378
BENTON										
PROBATION	0	31	24	1	2	0	0	0	0	58
COUNTY TOTAL:	0	31	24	1	2	0	0	0	0	58
BLACKFORD										
PROBATION	0	31	19	1	5	0	0	0	0	56
COUNTY TOTAL:	0	31	19	1	5	0	0	0	0	56
BOONE										
PROBATION	0	161	35	6	17	0	0	0	0	219
COUNTY TOTAL:	0	161	35	6	17	0	0	0	0	219
BROWN										
PROBATION	0	22	23	0	0	0	0	0	4	49
COUNTY TOTAL:	0	22	23	0	0	0	0	0	4	49
CARROLL										
PROBATION	0	29	58	2	10	0	0	0	0	99
COUNTY TOTAL:	0	29	58	2	10	0	0	0	0	99
CASS										
ADULT PROBATION	0	41	97	2	11	0	0	0	0	151
COUNTY TOTAL:	0	41	97	2	11	0	0	0	0	151
CLARK										
PROBATION	26	448	148	45	26	0	0	0	4	697
COUNTY TOTAL:	26	448	148	45	26	0	0	0	4	697
CLAY										
PROBATION	0	126	20	0	24	0	0	0	0	170
COUNTY TOTAL:	0	126	20	0	24	0	0	0	0	170
CLINTON										
PROBATION	4	27	73	6	13	0	0	0	0	123
COUNTY TOTAL:	4	27	73	6	13	0	0	0	0	123
CRAWFORD										
PROBATION	0	0	32	3	9	0	0	0	0	44
COUNTY TOTAL:	0	0	32	3	9	0	0	0	0	44
DAVIESS										
PROBATION	0	93	80	3	10	1	0	0	1	188
COUNTY TOTAL:	0	93	80	3	10	1	0	0	1	188

ADULT PROBATION
FELONY SUPERVISIONS - TOTAL DISPOSITIONS

	PRE	POST	SPLIT	INTER-STATE	INTRA-STATE	IN LIEU OF PROSECUTION	WITHHELD	DRUG	OTHER	TOTAL
DEARBORN										
PROBATION	25	43	454	18	9	0	0	18	132	699
COUNTY TOTAL:	25	43	454	18	9	0	0	18	132	699
DECATUR										
ADULT PROBATION	0	4	83	5	13	0	0	0	0	105
COUNTY TOTAL:	0	4	83	5	13	0	0	0	0	105
DEKALB										
PROBATION	1	138	41	4	28	0	0	0	0	212
COUNTY TOTAL:	1	138	41	4	28	0	0	0	0	212
DELAWARE										
ADULT PROBATION	302	220	306	15	43	1	0	62	2	951
COUNTY TOTAL:	302	220	306	15	43	1	0	62	2	951
DUBOIS										
PROBATION	0	70	100	3	15	0	1	4	0	193
COUNTY TOTAL:	0	70	100	3	15	0	1	4	0	193
ELKHART										
PROBATION	1	465	468	43	83	4	14	0	0	1,078
COUNTY TOTAL:	1	465	468	43	83	4	14	0	0	1,078
FAYETTE										
PROBATION	9	81	122	6	21	0	0	0	0	239
COUNTY TOTAL:	9	81	122	6	21	0	0	0	0	239
FLOYD										
PROBATION	1	238	475	45	70	0	1	0	5	835
COUNTY TOTAL:	1	238	475	45	70	0	1	0	5	835
FOUNTAIN										
PROBATION	0	54	12	1	12	0	0	0	0	79
COUNTY TOTAL:	0	54	12	1	12	0	0	0	0	79
FRANKLIN										
PROBATION	1	15	146	10	6	0	0	0	0	178
COUNTY TOTAL:	1	15	146	10	6	0	0	0	0	178
FULTON										
PROBATION	4	85	48	1	20	0	0	0	0	158
COUNTY TOTAL:	4	85	48	1	20	0	0	0	0	158
GIBSON										
PROBATION	15	106	70	10	5	1	1	5	1	214
COUNTY TOTAL:	15	106	70	10	5	1	1	5	1	214
GRANT										
PROBATION	1	210	367	1	21	0	0	25	0	625
COUNTY TOTAL:	1	210	367	1	21	0	0	25	0	625
GREENE										
PROBATION	0	32	104	3	26	0	0	0	0	165
COUNTY TOTAL:	0	32	104	3	26	0	0	0	0	165

ADULT PROBATION
FELONY SUPERVISIONS - TOTAL DISPOSITIONS

	PRE	POST	SPLIT	INTER-STATE	INTRA-STATE	IN LIEU OF PROSECUTION	WITHHELD	DRUG	OTHER	TOTAL
HAMILTON										
PROBATION	0	326	556	17	83	0	1	6	0	989
COUNTY TOTAL:	0	326	556	17	83	0	1	6	0	989
HANCOCK										
PROBATION	2	105	117	7	8	0	0	0	1	240
COUNTY TOTAL:	2	105	117	7	8	0	0	0	1	240
HARRISON										
ADULT PROBATION	0	218	362	17	15	1	7	1	94	715
COUNTY TOTAL:	0	218	362	17	15	1	7	1	94	715
HENDRICKS										
PROBATION	6	520	150	6	52	2	1	17	0	754
COUNTY TOTAL:	6	520	150	6	52	2	1	17	0	754
HENRY										
PROBATION	6	134	86	3	10	0	0	0	2	241
COUNTY TOTAL:	6	134	86	3	10	0	0	0	2	241
HOWARD										
PROBATION	0	414	182	10	51	0	0	4	0	661
COUNTY TOTAL:	0	414	182	10	51	0	0	4	0	661
HUNTINGTON										
PROBATION	0	0	0	0	0	0	0	0	0	0
COUNTY TOTAL:	0	0	0	0	0	0	0	0	0	0
JACKSON										
PROBATION	1	124	118	12	30	0	0	0	0	285
COUNTY TOTAL:	1	124	118	12	30	0	0	0	0	285
JASPER										
PROBATION	38	27	74	4	21	0	0	0	67	231
COUNTY TOTAL:	38	27	74	4	21	0	0	0	67	231
JAY										
PROBATION	0	90	0	3	5	0	0	0	0	98
COUNTY TOTAL:	0	90	0	3	5	0	0	0	0	98
JEFFERSON										
PROBATION	0	100	63	5	24	0	0	0	4	196
COUNTY TOTAL:	0	100	63	5	24	0	0	0	4	196
JENNINGS										
PROBATION	0	106	41	4	8	0	0	0	0	159
COUNTY TOTAL:	0	106	41	4	8	0	0	0	0	159
JOHNSON										
PROBATION	0	210	154	8	39	0	0	0	0	411
COUNTY TOTAL:	0	210	154	8	39	0	0	0	0	411
KNOX										
PROBATION	0	126	6	10	31	0	0	0	0	173
COUNTY TOTAL:	0	126	6	10	31	0	0	0	0	173

ADULT PROBATION
FELONY SUPERVISIONS - TOTAL DISPOSITIONS

	PRE	POST	SPLIT	INTER-STATE	INTRA-STATE	IN LIEU OF PROSECUTION	WITHHELD	DRUG	OTHER	TOTAL
KOSCIUSKO										
PROBATION	0	150	77	8	24	0	0	0	0	259
COUNTY TOTAL:	0	150	77	8	24	0	0	0	0	259
LAGRANGE										
PROBATION	0	93	151	10	11	0	1	0	0	266
COUNTY TOTAL:	0	93	151	10	11	0	1	0	0	266
LAKE										
ADULT PROBATION	34	990	435	158	91	2	0	0	4	1,714
COUNTY TOTAL:	34	990	435	158	91	2	0	0	4	1,714
LAPORTE										
ADULT PROBATION	57	192	199	22	55	16	0	0	0	541
COUNTY TOTAL:	57	192	199	22	55	16	0	0	0	541
LAWRENCE										
PROBATION	0	113	14	5	8	0	0	3	389	532
COUNTY TOTAL:	0	113	14	5	8	0	0	3	389	532
MADISON										
ADULT PROBATION	3	244	271	12	80	0	0	0	59	669
COUNTY TOTAL:	3	244	271	12	80	0	0	0	59	669
MARION										
PROBATION	62	1,889	1,648	133	239	0	0	0	0	3,971
COUNTY TOTAL:	62	1,889	1,648	133	239	0	0	0	0	3,971
MARSHALL										
PROBATION	2	191	152	2	12	0	6	0	0	365
COUNTY TOTAL:	2	191	152	2	12	0	6	0	0	365
MARTIN										
PROBATION	0	17	10	2	8	0	0	0	0	37
COUNTY TOTAL:	0	17	10	2	8	0	0	0	0	37
MIAMI										
PROBATION	0	91	62	3	21	0	0	0	64	241
COUNTY TOTAL:	0	91	62	3	21	0	0	0	64	241
MONROE										
PROBATION	185	279	126	21	66	0	0	44	50	771
COUNTY TOTAL:	185	279	126	21	66	0	0	44	50	771
MONTGOMERY										
PROBATION	1	107	63	5	11	10	0	5	0	202
COUNTY TOTAL:	1	107	63	5	11	10	0	5	0	202
MORGAN										
PROBATION	7	331	15	7	47	6	0	0	11	424
COUNTY TOTAL:	7	331	15	7	47	6	0	0	11	424
NEWTON										
PROBATION	0	35	14	2	4	0	0	0	0	55
COUNTY TOTAL:	0	35	14	2	4	0	0	0	0	55

ADULT PROBATION
FELONY SUPERVISIONS - TOTAL DISPOSITIONS

	PRE	POST	SPLIT	INTER-STATE	INTRA-STATE	IN LIEU OF PROSECUTION	WITHHELD	DRUG	OTHER	TOTAL
NOBLE										
PROBATION	2	89	75	14	23	0	0	0	3	206
COUNTY TOTAL:	2	89	75	14	23	0	0	0	3	206
OHIO										
PROBATION	0	14	44	2	5	0	0	0	0	65
COUNTY TOTAL:	0	14	44	2	5	0	0	0	0	65
ORANGE										
PROBATION	11	146	121	4	67	0	0	0	0	349
COUNTY TOTAL:	11	146	121	4	67	0	0	0	0	349
OWEN										
PROBATION	5	54	51	5	14	0	0	2	0	131
COUNTY TOTAL:	5	54	51	5	14	0	0	2	0	131
PARKE										
PROBATION	5	44	32	5	11	0	1	0	5	103
COUNTY TOTAL:	5	44	32	5	11	0	1	0	5	103
PERRY										
PROBATION	0	121	24	4	6	0	0	0	0	155
COUNTY TOTAL:	0	121	24	4	6	0	0	0	0	155
PIKE										
PROBATION	0	43	36	3	16	0	0	0	3	101
COUNTY TOTAL:	0	43	36	3	16	0	0	0	3	101
PORTER										
ADULT PROBATION	148	492	281	25	19	0	0	0	0	965
COUNTY TOTAL:	148	492	281	25	19	0	0	0	0	965
POSEY										
PROBATION	3	37	28	3	2	0	0	0	0	73
COUNTY TOTAL:	3	37	28	3	2	0	0	0	0	73
PULASKI										
PROBATION	0	9	79	3	6	0	0	0	0	97
COUNTY TOTAL:	0	9	79	3	6	0	0	0	0	97
PUTNAM										
ADULT PROBATION	1	106	146	1	15	0	0	0	20	289
COUNTY TOTAL:	1	106	146	1	15	0	0	0	20	289
RANDOLPH										
PROBATION	0	29	27	0	3	0	0	0	0	59
COUNTY TOTAL:	0	29	27	0	3	0	0	0	0	59
RIPLEY										
PROBATION	0	105	76	11	16	0	0	0	0	208
COUNTY TOTAL:	0	105	76	11	16	0	0	0	0	208
RUSH										
PROBATION	0	13	153	0	8	0	0	0	0	174
COUNTY TOTAL:	0	13	153	0	8	0	0	0	0	174

ADULT PROBATION
FELONY SUPERVISIONS - TOTAL DISPOSITIONS

	PRE	POST	SPLIT	INTER-STATE	INTRA-STATE	IN LIEU OF PROSECUTION	WITHHELD	DRUG	OTHER	TOTAL
ST. JOSEPH										
ADULT PROBATION	22	371	161	61	47	25	0	0	0	687
COUNTY TOTAL:	22	371	161	61	47	25	0	0	0	687
SCOTT										
PROBATION	2	123	49	11	31	10	0	0	0	226
COUNTY TOTAL:	2	123	49	11	31	10	0	0	0	226
SHELBY										
PROBATION	0	156	157	5	17	0	0	0	0	335
COUNTY TOTAL:	0	156	157	5	17	0	0	0	0	335
SPENCER										
PROBATION	0	50	41	4	8	0	0	0	0	103
COUNTY TOTAL:	0	50	41	4	8	0	0	0	0	103
STARKE										
PROBATION	0	1	161	0	6	0	0	0	1	169
COUNTY TOTAL:	0	1	161	0	6	0	0	0	1	169
STEUBEN										
PROBATION	0	20	104	9	10	0	0	0	0	143
COUNTY TOTAL:	0	20	104	9	10	0	0	0	0	143
SULLIVAN										
PROBATION	5	39	66	3	17	0	0	0	0	130
COUNTY TOTAL:	5	39	66	3	17	0	0	0	0	130
SWITZERLAND										
PROBATION	0	27	3	5	12	0	0	0	0	47
COUNTY TOTAL:	0	27	3	5	12	0	0	0	0	47
TIPPECANOE										
PROBATION	0	21	247	10	33	0	0	0	1	312
COUNTY TOTAL:	0	21	247	10	33	0	0	0	1	312
TIPTON										
PROBATION	0	10	41	3	16	0	0	0	0	70
COUNTY TOTAL:	0	10	41	3	16	0	0	0	0	70
UNION										
PROBATION	0	21	27	0	4	0	0	0	0	52
COUNTY TOTAL:	0	21	27	0	4	0	0	0	0	52
VANDERBURGH										
PROBATION	194	360	363	35	39	0	428	0	184	1,603
COUNTY TOTAL:	194	360	363	35	39	0	428	0	184	1,603
VERMILLION										
PROBATION	0	6	12	0	2	0	1	0	0	21
COUNTY TOTAL:	0	6	12	0	2	0	1	0	0	21
VIGO										
ADULT PROBATION	25	254	159	42	50	0	0	0	15	545
COUNTY TOTAL:	25	254	159	42	50	0	0	0	15	545

ADULT PROBATION
FELONY SUPERVISIONS - TOTAL DISPOSITIONS

	PRE	POST	SPLIT	INTER-STATE	INTRA-STATE	IN LIEU OF PROSECUTION	WITHHELD	DRUG	OTHER	TOTAL
WABASH										
PROBATION	41	53	161	5	27	4	28	6	0	325
COUNTY TOTAL:	41	53	161	5	27	4	28	6	0	325
WARREN										
PROBATION	0	44	0	2	5	0	0	3	0	54
COUNTY TOTAL:	0	44	0	2	5	0	0	3	0	54
WARRICK										
PROBATION	0	86	14	8	8	0	1	0	0	117
COUNTY TOTAL:	0	86	14	8	8	0	1	0	0	117
WASHINGTON										
PROBATION	0	121	106	3	14	0	0	0	1	245
COUNTY TOTAL:	0	121	106	3	14	0	0	0	1	245
WAYNE										
PROBATION	22	108	142	18	9	1	0	0	64	364
COUNTY TOTAL:	22	108	142	18	9	1	0	0	64	364
WELLS										
PROBATION	0	35	79	2	18	0	0	0	1	135
COUNTY TOTAL:	0	35	79	2	18	0	0	0	1	135
WHITE										
PROBATION	0	34	47	1	10	0	0	0	0	92
COUNTY TOTAL:	0	34	47	1	10	0	0	0	0	92
WHITLEY										
PROBATION	7	11	202	6	5	1	0	0	0	232
COUNTY TOTAL:	7	11	202	6	5	1	0	0	0	232
STATE TOTALS										
GRAND TOTAL CIRCUIT, SUPERIOR & PROBATE:	1,316	14,147	12,957	1,093	2,340	230	492	205	1,192	33,972
GRAND TOTAL:	1,316	14,147	12,957	1,093	2,340	230	492	205	1,192	33,972

ADULT PROBATION
FELONY SUPERVISIONS - TYPES OF DISPOSITIONS - CLOSED AND INACTIVE SUPERVISIONS

	PROBATION COMPLETED	REVOKE NEW OFFENSE	REVOKE NEW VIOLATION	ABSCONDED	OTHER	TOTAL
ADAMS						
PROBATION	77	13	10	1	0	101
COUNTY TOTAL:	77	13	10	1	0	101
ALLEN						
ADULT PROBATION	837	288	320	96	185	1,726
COUNTY TOTAL:	837	288	320	96	185	1,726
BARTHOLOMEW						
PROBATION	253	34	91	0	0	378
COUNTY TOTAL:	253	34	91	0	0	378
BENTON						
PROBATION	30	1	3	0	24	58
COUNTY TOTAL:	30	1	3	0	24	58
BLACKFORD						
PROBATION	29	8	19	0	0	56
COUNTY TOTAL:	29	8	19	0	0	56
BOONE						
PROBATION	159	27	27	0	6	219
COUNTY TOTAL:	159	27	27	0	6	219
BROWN						
PROBATION	16	5	11	3	14	49
COUNTY TOTAL:	16	5	11	3	14	49
CARROLL						
PROBATION	54	19	18	7	1	99
COUNTY TOTAL:	54	19	18	7	1	99
CASS						
ADULT PROBATION	124	22	2	0	3	151
COUNTY TOTAL:	124	22	2	0	3	151
CLARK						
PROBATION	411	91	21	147	27	697
COUNTY TOTAL:	411	91	21	147	27	697
CLAY						
PROBATION	109	33	28	0	0	170
COUNTY TOTAL:	109	33	28	0	0	170
CLINTON						
PROBATION	46	17	45	1	14	123
COUNTY TOTAL:	46	17	45	1	14	123
CRAWFORD						
PROBATION	44	0	0	0	0	44
COUNTY TOTAL:	44	0	0	0	0	44
DAVISS						
PROBATION	129	44	4	0	11	188
COUNTY TOTAL:	129	44	4	0	11	188

ADULT PROBATION
FELONY SUPERVISIONS - TYPES OF DISPOSITIONS - CLOSED AND INACTIVE SUPERVISIONS

	PROBATION COMPLETED	REVOKE NEW OFFENSE	REVOKE NEW VIOLATION	ABSCONDED	OTHER	TOTAL
DEARBORN						
PROBATION	223	33	98	109	236	699
COUNTY TOTAL:	223	33	98	109	236	699
DECATUR						
ADULT PROBATION	70	20	13	0	2	105
COUNTY TOTAL:	70	20	13	0	2	105
DEKALB						
PROBATION	149	26	29	7	1	212
COUNTY TOTAL:	149	26	29	7	1	212
DELAWARE						
ADULT PROBATION	339	86	80	2	444	951
COUNTY TOTAL:	339	86	80	2	444	951
DUBOIS						
PROBATION	104	27	25	34	3	193
COUNTY TOTAL:	104	27	25	34	3	193
ELKHART						
PROBATION	604	177	135	90	72	1,078
COUNTY TOTAL:	604	177	135	90	72	1,078
FAYETTE						
PROBATION	123	14	7	75	20	239
COUNTY TOTAL:	123	14	7	75	20	239
FLOYD						
PROBATION	326	126	52	195	136	835
COUNTY TOTAL:	326	126	52	195	136	835
FOUNTAIN						
PROBATION	61	9	9	0	0	79
COUNTY TOTAL:	61	9	9	0	0	79
FRANKLIN						
PROBATION	155	6	7	1	9	178
COUNTY TOTAL:	155	6	7	1	9	178
FULTON						
PROBATION	96	34	21	7	0	158
COUNTY TOTAL:	96	34	21	7	0	158
GIBSON						
PROBATION	129	21	24	11	29	214
COUNTY TOTAL:	129	21	24	11	29	214
GRANT						
PROBATION	369	138	118	0	0	625
COUNTY TOTAL:	369	138	118	0	0	625
GREENE						
PROBATION	106	27	12	6	14	165
COUNTY TOTAL:	106	27	12	6	14	165

ADULT PROBATION
FELONY SUPERVISIONS - TYPES OF DISPOSITIONS - CLOSED AND INACTIVE SUPERVISIONS

	PROBATION COMPLETED	REVOKE NEW OFFENSE	REVOKE NEW VIOLATION	ABSCONDED	OTHER	TOTAL
HAMILTON						
PROBATION	625	113	159	20	72	989
COUNTY TOTAL:	625	113	159	20	72	989
HANCOCK						
PROBATION	116	34	49	23	18	240
COUNTY TOTAL:	116	34	49	23	18	240
HARRISON						
ADULT PROBATION	487	93	110	16	9	715
COUNTY TOTAL:	487	93	110	16	9	715
HENDRICKS						
PROBATION	476	84	163	31	0	754
COUNTY TOTAL:	476	84	163	31	0	754
HENRY						
PROBATION	167	26	30	5	13	241
COUNTY TOTAL:	167	26	30	5	13	241
HOWARD						
PROBATION	519	6	15	0	121	661
COUNTY TOTAL:	519	6	15	0	121	661
HUNTINGTON						
PROBATION	0	0	0	0	0	0
COUNTY TOTAL:	0	0	0	0	0	0
JACKSON						
PROBATION	163	51	14	18	39	285
COUNTY TOTAL:	163	51	14	18	39	285
JASPER						
PROBATION	84	31	11	67	38	231
COUNTY TOTAL:	84	31	11	67	38	231
JAY						
PROBATION	68	21	7	0	2	98
COUNTY TOTAL:	68	21	7	0	2	98
JEFFERSON						
PROBATION	164	22	8	2	0	196
COUNTY TOTAL:	164	22	8	2	0	196
JENNINGS						
PROBATION	65	45	31	1	17	159
COUNTY TOTAL:	65	45	31	1	17	159
JOHNSON						
PROBATION	184	62	139	0	26	411
COUNTY TOTAL:	184	62	139	0	26	411
KNOX						
PROBATION	141	17	15	0	0	173
COUNTY TOTAL:	141	17	15	0	0	173

ADULT PROBATION
FELONY SUPERVISIONS - TYPES OF DISPOSITIONS - CLOSED AND INACTIVE SUPERVISIONS

	PROBATION COMPLETED	REVOKE NEW OFFENSE	REVOKE NEW VIOLATION	ABSCONDED	OTHER	TOTAL
KOSCIUSKO						
PROBATION	222	33	4	0	0	259
COUNTY TOTAL:	222	33	4	0	0	259
LAGRANGE						
PROBATION	188	21	57	0	0	266
COUNTY TOTAL:	188	21	57	0	0	266
LAKE						
ADULT PROBATION	716	199	111	538	150	1,714
COUNTY TOTAL:	716	199	111	538	150	1,714
LAPORTE						
ADULT PROBATION	311	92	51	36	51	541
COUNTY TOTAL:	311	92	51	36	51	541
LAWRENCE						
PROBATION	481	26	22	0	3	532
COUNTY TOTAL:	481	26	22	0	3	532
MADISON						
ADULT PROBATION	343	175	149	2	0	669
COUNTY TOTAL:	343	175	149	2	0	669
MARION						
PROBATION	1,880	667	878	299	247	3,971
COUNTY TOTAL:	1,880	667	878	299	247	3,971
MARSHALL						
PROBATION	208	40	58	13	46	365
COUNTY TOTAL:	208	40	58	13	46	365
MARTIN						
PROBATION	21	10	6	0	0	37
COUNTY TOTAL:	21	10	6	0	0	37
MIAMI						
PROBATION	138	38	25	3	37	241
COUNTY TOTAL:	138	38	25	3	37	241
MONROE						
PROBATION	311	75	107	45	233	771
COUNTY TOTAL:	311	75	107	45	233	771
MONTGOMERY						
PROBATION	142	25	34	1	0	202
COUNTY TOTAL:	142	25	34	1	0	202
MORGAN						
PROBATION	190	46	107	22	59	424
COUNTY TOTAL:	190	46	107	22	59	424
NEWTON						
PROBATION	45	7	3	0	0	55
COUNTY TOTAL:	45	7	3	0	0	55

ADULT PROBATION
FELONY SUPERVISIONS - TYPES OF DISPOSITIONS - CLOSED AND INACTIVE SUPERVISIONS

	PROBATION COMPLETED	REVOKE NEW OFFENSE	REVOKE NEW VIOLATION	ABSCONDED	OTHER	TOTAL
NOBLE						
PROBATION	113	42	18	14	19	206
COUNTY TOTAL:	113	42	18	14	19	206
OHIO						
PROBATION	41	9	6	0	9	65
COUNTY TOTAL:	41	9	6	0	9	65
ORANGE						
PROBATION	337	5	2	2	3	349
COUNTY TOTAL:	337	5	2	2	3	349
OWEN						
PROBATION	50	16	20	0	45	131
COUNTY TOTAL:	50	16	20	0	45	131
PARKE						
PROBATION	69	4	6	14	10	103
COUNTY TOTAL:	69	4	6	14	10	103
PERRY						
PROBATION	92	10	52	0	1	155
COUNTY TOTAL:	92	10	52	0	1	155
PIKE						
PROBATION	43	9	23	0	26	101
COUNTY TOTAL:	43	9	23	0	26	101
PORTER						
ADULT PROBATION	590	88	72	26	189	965
COUNTY TOTAL:	590	88	72	26	189	965
POSEY						
PROBATION	51	11	3	4	4	73
COUNTY TOTAL:	51	11	3	4	4	73
PULASKI						
PROBATION	61	14	12	5	5	97
COUNTY TOTAL:	61	14	12	5	5	97
PUTNAM						
ADULT PROBATION	94	29	47	32	87	289
COUNTY TOTAL:	94	29	47	32	87	289
RANDOLPH						
PROBATION	35	8	13	0	3	59
COUNTY TOTAL:	35	8	13	0	3	59
RIPLEY						
PROBATION	80	22	31	48	27	208
COUNTY TOTAL:	80	22	31	48	27	208
RUSH						
PROBATION	138	22	14	0	0	174
COUNTY TOTAL:	138	22	14	0	0	174

ADULT PROBATION
FELONY SUPERVISIONS - TYPES OF DISPOSITIONS - CLOSED AND INACTIVE SUPERVISIONS

	PROBATION COMPLETED	REVOKE NEW OFFENSE	REVOKE NEW VIOLATION	ABSCONDED	OTHER	TOTAL
ST. JOSEPH						
ADULT PROBATION	462	49	58	85	33	687
COUNTY TOTAL:	462	49	58	85	33	687
SCOTT						
PROBATION	143	34	22	27	0	226
COUNTY TOTAL:	143	34	22	27	0	226
SHELBY						
PROBATION	151	37	70	69	8	335
COUNTY TOTAL:	151	37	70	69	8	335
SPENCER						
PROBATION	86	7	1	8	1	103
COUNTY TOTAL:	86	7	1	8	1	103
STARKE						
PROBATION	93	44	17	0	15	169
COUNTY TOTAL:	93	44	17	0	15	169
STEUBEN						
PROBATION	83	24	27	8	1	143
COUNTY TOTAL:	83	24	27	8	1	143
SULLIVAN						
PROBATION	104	2	24	0	0	130
COUNTY TOTAL:	104	2	24	0	0	130
SWITZERLAND						
PROBATION	29	1	2	3	12	47
COUNTY TOTAL:	29	1	2	3	12	47
TIPPECANOE						
PROBATION	205	44	36	4	23	312
COUNTY TOTAL:	205	44	36	4	23	312
TIPTON						
PROBATION	27	13	2	7	21	70
COUNTY TOTAL:	27	13	2	7	21	70
UNION						
PROBATION	28	8	15	0	1	52
COUNTY TOTAL:	28	8	15	0	1	52
VANDERBURGH						
PROBATION	844	98	169	452	40	1,603
COUNTY TOTAL:	844	98	169	452	40	1,603
VERMILLION						
PROBATION	21	0	0	0	0	21
COUNTY TOTAL:	21	0	0	0	0	21
VIGO						
ADULT PROBATION	164	44	49	12	276	545
COUNTY TOTAL:	164	44	49	12	276	545

ADULT PROBATION
FELONY SUPERVISIONS - TYPES OF DISPOSITIONS - CLOSED AND INACTIVE SUPERVISIONS

	PROBATION COMPLETED	REVOKE NEW OFFENSE	REVOKE NEW VIOLATION	ABSCONDED	OTHER	TOTAL
WABASH						
PROBATION	160	64	68	5	28	325
COUNTY TOTAL:	160	64	68	5	28	325
WARREN						
PROBATION	36	5	3	1	9	54
COUNTY TOTAL:	36	5	3	1	9	54
WARRICK						
PROBATION	92	16	8	0	1	117
COUNTY TOTAL:	92	16	8	0	1	117
WASHINGTON						
PROBATION	81	48	14	67	35	245
COUNTY TOTAL:	81	48	14	67	35	245
WAYNE						
PROBATION	158	52	44	50	60	364
COUNTY TOTAL:	158	52	44	50	60	364
WELLS						
PROBATION	53	36	25	2	19	135
COUNTY TOTAL:	53	36	25	2	19	135
WHITE						
PROBATION	76	5	3	8	0	92
COUNTY TOTAL:	76	5	3	8	0	92
WHITLEY						
PROBATION	130	21	45	34	2	232
COUNTY TOTAL:	130	21	45	34	2	232
STATE TOTALS						
GRAND TOTAL CIRCUIT, SUPERIOR & PROBATE:	18,647	4,346	4,613	2,921	3,445	33,972
GRAND TOTAL:	18,647	4,346	4,613	2,921	3,445	33,972

ADULT PROBATION
FELONY SUPERVISIONS PENDING 12/31/2014

	PRE	POST	SPLIT	INTER-STATE	INTRA-STATE	IN LIEU OF PROSECUTION	WITHHELD	DRUG	OTHER	TOTAL
ADAMS										
PROBATION	0	184	79	6	6	0	0	0	0	275
COUNTY TOTAL:	0	184	79	6	6	0	0	0	0	275
ALLEN										
ADULT PROBATION	45	944	1,246	64	133	322	0	0	0	2,754
COUNTY TOTAL:	45	944	1,246	64	133	322	0	0	0	2,754
BARTHOLOMEW										
PROBATION	15	417	161	13	39	0	0	0	0	645
COUNTY TOTAL:	15	417	161	13	39	0	0	0	0	645
BENTON										
PROBATION	0	71	37	0	6	0	1	0	0	115
COUNTY TOTAL:	0	71	37	0	6	0	1	0	0	115
BLACKFORD										
PROBATION	0	118	41	1	19	0	0	0	0	179
COUNTY TOTAL:	0	118	41	1	19	0	0	0	0	179
BOONE										
PROBATION	0	589	57	33	75	0	0	0	0	754
COUNTY TOTAL:	0	589	57	33	75	0	0	0	0	754
BROWN										
PROBATION	0	84	62	4	20	0	0	0	3	173
COUNTY TOTAL:	0	84	62	4	20	0	0	0	3	173
CARROLL										
PROBATION	0	116	55	0	29	0	0	0	0	200
COUNTY TOTAL:	0	116	55	0	29	0	0	0	0	200
CASS										
ADULT PROBATION	0	104	237	10	11	0	0	0	0	362
COUNTY TOTAL:	0	104	237	10	11	0	0	0	0	362
CLARK										
PROBATION	31	954	588	174	69	0	0	0	2	1,818
COUNTY TOTAL:	31	954	588	174	69	0	0	0	2	1,818
CLAY										
PROBATION	0	104	120	8	27	0	0	0	0	259
COUNTY TOTAL:	0	104	120	8	27	0	0	0	0	259
CLINTON										
PROBATION	10	95	352	12	42	0	0	0	2	513
COUNTY TOTAL:	10	95	352	12	42	0	0	0	2	513
CRAWFORD										
PROBATION	0	29	249	15	48	0	0	0	0	341
COUNTY TOTAL:	0	29	249	15	48	0	0	0	0	341
DAVIESS										
PROBATION	0	215	282	8	27	0	0	0	2	534
COUNTY TOTAL:	0	215	282	8	27	0	0	0	2	534

ADULT PROBATION
FELONY SUPERVISIONS PENDING 12/31/2014

	PRE	POST	SPLIT	INTER- STATE	INTRA- STATE	IN LIEU OF PROSECUTION	WITHHELD	DRUG	OTHER	TOTAL
DEARBORN										
PROBATION	7	206	1,457	42	22	0	0	23	68	1,825
COUNTY TOTAL:	7	206	1,457	42	22	0	0	23	68	1,825
DECATUR										
ADULT PROBATION	0	8	172	3	20	0	0	0	0	203
COUNTY TOTAL:	0	8	172	3	20	0	0	0	0	203
DEKALB										
PROBATION	4	213	64	14	31	6	0	0	1	333
COUNTY TOTAL:	4	213	64	14	31	6	0	0	1	333
DELAWARE										
ADULT PROBATION	181	491	604	23	80	1	0	103	9	1,492
COUNTY TOTAL:	181	491	604	23	80	1	0	103	9	1,492
DUBOIS										
PROBATION	0	87	97	3	12	0	0	7	0	206
COUNTY TOTAL:	0	87	97	3	12	0	0	7	0	206
ELKHART										
PROBATION	1	955	905	80	57	4	0	0	0	2,002
COUNTY TOTAL:	1	955	905	80	57	4	0	0	0	2,002
FAYETTE										
PROBATION	14	124	158	13	17	0	0	0	0	326
COUNTY TOTAL:	14	124	158	13	17	0	0	0	0	326
FLOYD										
PROBATION	0	201	674	99	70	0	0	0	0	1,044
COUNTY TOTAL:	0	201	674	99	70	0	0	0	0	1,044
FOUNTAIN										
PROBATION	0	86	29	7	18	0	0	0	0	140
COUNTY TOTAL:	0	86	29	7	18	0	0	0	0	140
FRANKLIN										
PROBATION	0	27	176	23	14	0	0	0	0	240
COUNTY TOTAL:	0	27	176	23	14	0	0	0	0	240
FULTON										
PROBATION	0	157	42	1	12	0	0	0	0	212
COUNTY TOTAL:	0	157	42	1	12	0	0	0	0	212
GIBSON										
PROBATION	2	162	137	5	11	1	1	7	3	329
COUNTY TOTAL:	2	162	137	5	11	1	1	7	3	329
GRANT										
PROBATION	1	332	609	20	72	0	0	70	0	1,104
COUNTY TOTAL:	1	332	609	20	72	0	0	70	0	1,104
GREENE										
PROBATION	0	23	253	4	34	0	0	0	0	314
COUNTY TOTAL:	0	23	253	4	34	0	0	0	0	314

ADULT PROBATION
FELONY SUPERVISIONS PENDING 12/31/2014

	PRE	POST	SPLIT	INTER-STATE	INTRA-STATE	IN LIEU OF PROSECUTION	WITHHELD	DRUG	OTHER	TOTAL
HAMILTON										
PROBATION	0	387	686	28	70	0	2	30	0	1,203
COUNTY TOTAL:	0	387	686	28	70	0	2	30	0	1,203
HANCOCK										
PROBATION	1	828	279	6	74	14	1	0	197	1,400
COUNTY TOTAL:	1	828	279	6	74	14	1	0	197	1,400
HARRISON										
ADULT PROBATION	0	10	0	2	3	0	2	0	0	17
COUNTY TOTAL:	0	10	0	2	3	0	2	0	0	17
HENDRICKS										
PROBATION	6	553	161	16	74	0	2	25	0	837
COUNTY TOTAL:	6	553	161	16	74	0	2	25	0	837
HENRY										
PROBATION	13	184	78	2	21	0	0	0	0	298
COUNTY TOTAL:	13	184	78	2	21	0	0	0	0	298
HOWARD										
PROBATION	0	1,036	682	23	78	0	0	10	0	1,829
COUNTY TOTAL:	0	1,036	682	23	78	0	0	10	0	1,829
HUNTINGTON										
PROBATION	0	64	254	14	51	8	0	22	9	422
COUNTY TOTAL:	0	64	254	14	51	8	0	22	9	422
JACKSON										
PROBATION	0	99	207	4	11	0	0	0	0	321
COUNTY TOTAL:	0	99	207	4	11	0	0	0	0	321
JASPER										
PROBATION	19	29	144	9	1	5	0	0	28	235
COUNTY TOTAL:	19	29	144	9	1	5	0	0	28	235
JAY										
PROBATION	0	245	2	13	14	0	0	0	0	274
COUNTY TOTAL:	0	245	2	13	14	0	0	0	0	274
JEFFERSON										
PROBATION	0	182	202	39	63	0	0	0	0	486
COUNTY TOTAL:	0	182	202	39	63	0	0	0	0	486
JENNINGS										
PROBATION	0	324	90	4	11	0	0	0	0	429
COUNTY TOTAL:	0	324	90	4	11	0	0	0	0	429
JOHNSON										
PROBATION	0	264	413	24	81	0	0	0	0	782
COUNTY TOTAL:	0	264	413	24	81	0	0	0	0	782
KNOX										
PROBATION	0	898	62	30	3	0	0	0	0	993
COUNTY TOTAL:	0	898	62	30	3	0	0	0	0	993

ADULT PROBATION
FELONY SUPERVISIONS PENDING 12/31/2014

	PRE	POST	SPLIT	INTER-STATE	INTRA-STATE	IN LIEU OF PROSECUTION	WITHHELD	DRUG	OTHER	TOTAL
KOSCIUSKO										
PROBATION	0	303	97	8	17	0	0	0	0	425
COUNTY TOTAL:	0	303	97	8	17	0	0	0	0	425
LAGRANGE										
PROBATION	0	62	124	11	14	0	1	0	0	212
COUNTY TOTAL:	0	62	124	11	14	0	1	0	0	212
LAKE										
ADULT PROBATION	80	705	944	571	344	0	6	0	8	2,658
COUNTY TOTAL:	80	705	944	571	344	0	6	0	8	2,658
LAPORTE										
ADULT PROBATION	71	368	444	58	1	0	0	0	0	942
COUNTY TOTAL:	71	368	444	58	1	0	0	0	0	942
LAWRENCE										
PROBATION	0	321	38	10	17	0	0	28	232	646
COUNTY TOTAL:	0	321	38	10	17	0	0	28	232	646
MADISON										
ADULT PROBATION	7	1,519	1,028	28	93	0	3	0	97	2,775
COUNTY TOTAL:	7	1,519	1,028	28	93	0	3	0	97	2,775
MARION										
PROBATION	127	2,102	1,693	281	482	0	0	0	0	4,685
COUNTY TOTAL:	127	2,102	1,693	281	482	0	0	0	0	4,685
MARSHALL										
PROBATION	0	254	275	10	18	0	5	0	0	562
COUNTY TOTAL:	0	254	275	10	18	0	5	0	0	562
MARTIN										
PROBATION	0	56	13	2	17	0	0	0	0	88
COUNTY TOTAL:	0	56	13	2	17	0	0	0	0	88
MIAMI										
PROBATION	0	245	176	19	106	0	0	0	14	560
COUNTY TOTAL:	0	245	176	19	106	0	0	0	14	560
MONROE										
PROBATION	61	463	263	21	69	0	2	105	27	1,011
COUNTY TOTAL:	61	463	263	21	69	0	2	105	27	1,011
MONTGOMERY										
PROBATION	1	223	156	11	40	5	0	21	5	462
COUNTY TOTAL:	1	223	156	11	40	5	0	21	5	462
MORGAN										
PROBATION	9	471	18	13	35	1	0	0	0	547
COUNTY TOTAL:	9	471	18	13	35	1	0	0	0	547
NEWTON										
PROBATION	0	67	6	10	9	0	0	0	0	92
COUNTY TOTAL:	0	67	6	10	9	0	0	0	0	92

ADULT PROBATION
FELONY SUPERVISIONS PENDING 12/31/2014

	PRE	POST	SPLIT	INTER-STATE	INTRA-STATE	IN LIEU OF PROSECUTION	WITHHELD	DRUG	OTHER	TOTAL
NOBLE										
PROBATION	0	102	320	7	23	0	0	0	12	464
COUNTY TOTAL:	0	102	320	7	23	0	0	0	12	464
OHIO										
PROBATION	0	20	95	1	2	0	0	0	0	118
COUNTY TOTAL:	0	20	95	1	2	0	0	0	0	118
ORANGE										
PROBATION	28	221	86	9	89	0	0	0	0	433
COUNTY TOTAL:	28	221	86	9	89	0	0	0	0	433
OWEN										
PROBATION	9	12	78	7	28	0	0	2	0	136
COUNTY TOTAL:	9	12	78	7	28	0	0	2	0	136
PARKE										
PROBATION	12	98	20	10	2	0	3	1	13	159
COUNTY TOTAL:	12	98	20	10	2	0	3	1	13	159
PERRY										
PROBATION	0	205	62	12	10	0	0	0	0	289
COUNTY TOTAL:	0	205	62	12	10	0	0	0	0	289
PIKE										
PROBATION	0	91	32	7	12	0	0	0	5	147
COUNTY TOTAL:	0	91	32	7	12	0	0	0	5	147
PORTER										
ADULT PROBATION	100	856	251	30	24	0	0	0	0	1,261
COUNTY TOTAL:	100	856	251	30	24	0	0	0	0	1,261
POSEY										
PROBATION	4	56	40	5	3	0	0	0	1	109
COUNTY TOTAL:	4	56	40	5	3	0	0	0	1	109
PULASKI										
PROBATION	0	18	119	3	0	0	0	0	0	140
COUNTY TOTAL:	0	18	119	3	0	0	0	0	0	140
PUTNAM										
ADULT PROBATION	2	226	253	3	31	9	0	0	74	598
COUNTY TOTAL:	2	226	253	3	31	9	0	0	74	598
RANDOLPH										
PROBATION	0	109	109	3	7	1	0	0	6	235
COUNTY TOTAL:	0	109	109	3	7	1	0	0	6	235
RIPLEY										
PROBATION	0	176	153	10	22	0	0	0	0	361
COUNTY TOTAL:	0	176	153	10	22	0	0	0	0	361
RUSH										
PROBATION	0	7	75	1	15	0	0	0	0	98
COUNTY TOTAL:	0	7	75	1	15	0	0	0	0	98

ADULT PROBATION
FELONY SUPERVISIONS PENDING 12/31/2014

	PRE	POST	SPLIT	INTER- STATE	INTRA- STATE	IN LIEU OF PROSECUTION	WITHHELD	DRUG	OTHER	TOTAL
ST. JOSEPH										
ADULT PROBATION	29	819	565	101	108	3	0	1	0	1,626
COUNTY TOTAL:	29	819	565	101	108	3	0	1	0	1,626
SCOTT										
PROBATION	24	408	143	14	33	0	0	0	0	622
COUNTY TOTAL:	24	408	143	14	33	0	0	0	0	622
SHELBY										
PROBATION	0	230	289	6	15	0	0	0	0	540
COUNTY TOTAL:	0	230	289	6	15	0	0	0	0	540
SPENCER										
PROBATION	0	92	104	15	12	0	0	0	0	223
COUNTY TOTAL:	0	92	104	15	12	0	0	0	0	223
STARKE										
PROBATION	0	2	251	11	23	0	0	0	0	287
COUNTY TOTAL:	0	2	251	11	23	0	0	0	0	287
STEUBEN										
PROBATION	0	54	74	15	14	0	0	0	0	157
COUNTY TOTAL:	0	54	74	15	14	0	0	0	0	157
SULLIVAN										
PROBATION	3	21	75	5	27	6	0	0	0	137
COUNTY TOTAL:	3	21	75	5	27	6	0	0	0	137
SWITZERLAND										
PROBATION	0	83	2	14	20	0	0	0	0	119
COUNTY TOTAL:	0	83	2	14	20	0	0	0	0	119
TIPPECANOE										
PROBATION	1	120	1,363	88	287	0	0	0	17	1,876
COUNTY TOTAL:	1	120	1,363	88	287	0	0	0	17	1,876
TIPTON										
PROBATION	0	9	77	6	13	0	0	0	0	105
COUNTY TOTAL:	0	9	77	6	13	0	0	0	0	105
UNION										
PROBATION	0	14	33	3	3	0	0	0	0	53
COUNTY TOTAL:	0	14	33	3	3	0	0	0	0	53
VANDERBURGH										
PROBATION	86	339	326	113	87	0	469	0	115	1,535
COUNTY TOTAL:	86	339	326	113	87	0	469	0	115	1,535
VERMILLION										
PROBATION	0	56	54	12	10	0	0	0	0	132
COUNTY TOTAL:	0	56	54	12	10	0	0	0	0	132
VIGO										
ADULT PROBATION	13	666	429	57	59	0	2	0	10	1,236
COUNTY TOTAL:	13	666	429	57	59	0	2	0	10	1,236

ADULT PROBATION
FELONY SUPERVISIONS PENDING 12/31/2014

	PRE	POST	SPLIT	INTER- STATE	INTRA- STATE	IN LIEU OF PROSECUTION	WITHHELD	DRUG	OTHER	TOTAL
WABASH										
PROBATION	34	59	313	6	17	0	0	11	0	440
COUNTY TOTAL:	34	59	313	6	17	0	0	11	0	440
WARREN										
PROBATION	0	58	58	1	7	0	0	10	0	134
COUNTY TOTAL:	0	58	58	1	7	0	0	10	0	134
WARRICK										
PROBATION	0	308	84	24	13	0	1	0	0	430
COUNTY TOTAL:	0	308	84	24	13	0	1	0	0	430
WASHINGTON										
PROBATION	0	170	118	23	28	0	0	0	2	341
COUNTY TOTAL:	0	170	118	23	28	0	0	0	2	341
WAYNE										
PROBATION	18	194	257	22	29	0	0	0	26	546
COUNTY TOTAL:	18	194	257	22	29	0	0	0	26	546
WELLS										
PROBATION	0	64	135	2	17	1	0	0	1	220
COUNTY TOTAL:	0	64	135	2	17	1	0	0	1	220
WHITE										
PROBATION	0	28	128	0	19	0	0	0	0	175
COUNTY TOTAL:	0	28	128	0	19	0	0	0	0	175
WHITLEY										
PROBATION	4	23	197	4	14	1	0	0	0	243
COUNTY TOTAL:	4	23	197	4	14	1	0	0	0	243
STATE TOTALS										
GRAND TOTAL CIRCUIT, SUPERIOR & PROBATE:	1,073	25,372	24,246	2,602	3,961	388	501	476	989	59,608
GRAND TOTAL:	1,073	25,372	24,246	2,602	3,961	388	501	476	989	59,608

ADULT PROBATION
FELONY SUPERVISIONS - STATUS ON PENDING SUPERVISIONS

	ON PROBATION	INTRA-STATE TRANSFERRED OUT	INTER-STATE TRANSFERRED OUT	OTHER SUPERVISIONS	TOTAL
ADAMS					
PROBATION	275	0	0	0	275
COUNTY TOTAL:	275	0	0	0	275
ALLEN					
ADULT PROBATION	2,736	12	6	0	2,754
COUNTY TOTAL:	2,736	12	6	0	2,754
BARTHOLOMEW					
PROBATION	544	37	9	55	645
COUNTY TOTAL:	544	37	9	55	645
BENTON					
PROBATION	115	0	0	0	115
COUNTY TOTAL:	115	0	0	0	115
BLACKFORD					
PROBATION	179	0	0	0	179
COUNTY TOTAL:	179	0	0	0	179
BOONE					
PROBATION	687	48	19	0	754
COUNTY TOTAL:	687	48	19	0	754
BROWN					
PROBATION	110	55	8	0	173
COUNTY TOTAL:	110	55	8	0	173
CARROLL					
PROBATION	198	2	0	0	200
COUNTY TOTAL:	198	2	0	0	200
CASS					
ADULT PROBATION	289	65	8	0	362
COUNTY TOTAL:	289	65	8	0	362
CLARK					
PROBATION	1,548	93	146	31	1,818
COUNTY TOTAL:	1,548	93	146	31	1,818
CLAY					
PROBATION	259	0	0	0	259
COUNTY TOTAL:	259	0	0	0	259
CLINTON					
PROBATION	446	18	7	42	513
COUNTY TOTAL:	446	18	7	42	513
CRAWFORD					
PROBATION	341	0	0	0	341
COUNTY TOTAL:	341	0	0	0	341
DAVIESS					
PROBATION	459	67	8	0	534
COUNTY TOTAL:	459	67	8	0	534

ADULT PROBATION
FELONY SUPERVISIONS - STATUS ON PENDING SUPERVISIONS

	ON PROBATION	INTRA-STATE TRANSFERRED OUT	INTER-STATE TRANSFERRED OUT	OTHER SUPERVISIONS	TOTAL
DEARBORN					
PROBATION	1,026	164	614	21	1,825
COUNTY TOTAL:	1,026	164	614	21	1,825
DECATUR					
ADULT PROBATION	203	0	0	0	203
COUNTY TOTAL:	203	0	0	0	203
DEKALB					
PROBATION	316	10	6	1	333
COUNTY TOTAL:	316	10	6	1	333
DELAWARE					
ADULT PROBATION	1,253	181	58	0	1,492
COUNTY TOTAL:	1,253	181	58	0	1,492
DUBOIS					
PROBATION	189	11	6	0	206
COUNTY TOTAL:	189	11	6	0	206
ELKHART					
PROBATION	1,795	84	123	0	2,002
COUNTY TOTAL:	1,795	84	123	0	2,002
FAYETTE					
PROBATION	295	16	4	11	326
COUNTY TOTAL:	295	16	4	11	326
FLOYD					
PROBATION	898	41	105	0	1,044
COUNTY TOTAL:	898	41	105	0	1,044
FOUNTAIN					
PROBATION	122	17	1	0	140
COUNTY TOTAL:	122	17	1	0	140
FRANKLIN					
PROBATION	236	0	4	0	240
COUNTY TOTAL:	236	0	4	0	240
FULTON					
PROBATION	212	0	0	0	212
COUNTY TOTAL:	212	0	0	0	212
GIBSON					
PROBATION	284	25	20	0	329
COUNTY TOTAL:	284	25	20	0	329
GRANT					
PROBATION	948	124	32	0	1,104
COUNTY TOTAL:	948	124	32	0	1,104
GREENE					
PROBATION	282	32	0	0	314
COUNTY TOTAL:	282	32	0	0	314

ADULT PROBATION
FELONY SUPERVISIONS - STATUS ON PENDING SUPERVISIONS

	ON PROBATION	INTRA-STATE TRANSFERRED OUT	INTER-STATE TRANSFERRED OUT	OTHER SUPERVISIONS	TOTAL
HAMILTON					
PROBATION	1,093	44	46	20	1,203
COUNTY TOTAL:	1,093	44	46	20	1,203
HANCOCK					
PROBATION	1,400	0	0	0	1,400
COUNTY TOTAL:	1,400	0	0	0	1,400
HARRISON					
ADULT PROBATION	17	0	0	0	17
COUNTY TOTAL:	17	0	0	0	17
HENDRICKS					
PROBATION	752	62	21	2	837
COUNTY TOTAL:	752	62	21	2	837
HENRY					
PROBATION	242	18	19	19	298
COUNTY TOTAL:	242	18	19	19	298
HOWARD					
PROBATION	1,806	16	7	0	1,829
COUNTY TOTAL:	1,806	16	7	0	1,829
HUNTINGTON					
PROBATION	356	33	17	16	422
COUNTY TOTAL:	356	33	17	16	422
JACKSON					
PROBATION	321	0	0	0	321
COUNTY TOTAL:	321	0	0	0	321
JASPER					
PROBATION	197	28	10	0	235
COUNTY TOTAL:	197	28	10	0	235
JAY					
PROBATION	274	0	0	0	274
COUNTY TOTAL:	274	0	0	0	274
JEFFERSON					
PROBATION	428	39	19	0	486
COUNTY TOTAL:	428	39	19	0	486
JENNINGS					
PROBATION	426	3	0	0	429
COUNTY TOTAL:	426	3	0	0	429
JOHNSON					
PROBATION	720	51	11	0	782
COUNTY TOTAL:	720	51	11	0	782
KNOX					
PROBATION	934	55	4	0	993
COUNTY TOTAL:	934	55	4	0	993

ADULT PROBATION
FELONY SUPERVISIONS - STATUS ON PENDING SUPERVISIONS

	ON PROBATION	INTRA-STATE TRANSFERRED OUT	INTER-STATE TRANSFERRED OUT	OTHER SUPERVISIONS	TOTAL
KOSCIUSKO					
PROBATION	425	0	0	0	425
COUNTY TOTAL:	425	0	0	0	425
LAGRANGE					
PROBATION	180	9	23	0	212
COUNTY TOTAL:	180	9	23	0	212
LAKE					
ADULT PROBATION	2,637	3	18	0	2,658
COUNTY TOTAL:	2,637	3	18	0	2,658
LAPORTE					
ADULT PROBATION	884	21	35	2	942
COUNTY TOTAL:	884	21	35	2	942
LAWRENCE					
PROBATION	646	0	0	0	646
COUNTY TOTAL:	646	0	0	0	646
MADISON					
ADULT PROBATION	2,759	14	2	0	2,775
COUNTY TOTAL:	2,759	14	2	0	2,775
MARION					
PROBATION	4,437	150	98	0	4,685
COUNTY TOTAL:	4,437	150	98	0	4,685
MARSHALL					
PROBATION	562	0	0	0	562
COUNTY TOTAL:	562	0	0	0	562
MARTIN					
PROBATION	83	5	0	0	88
COUNTY TOTAL:	83	5	0	0	88
MIAMI					
PROBATION	426	128	6	0	560
COUNTY TOTAL:	426	128	6	0	560
MONROE					
PROBATION	862	113	36	0	1,011
COUNTY TOTAL:	862	113	36	0	1,011
MONTGOMERY					
PROBATION	462	0	0	0	462
COUNTY TOTAL:	462	0	0	0	462
MORGAN					
PROBATION	452	83	12	0	547
COUNTY TOTAL:	452	83	12	0	547
NEWTON					
PROBATION	86	6	0	0	92
COUNTY TOTAL:	86	6	0	0	92

ADULT PROBATION
FELONY SUPERVISIONS - STATUS ON PENDING SUPERVISIONS

	ON PROBATION	INTRA-STATE TRANSFERRED OUT	INTER-STATE TRANSFERRED OUT	OTHER SUPERVISIONS	TOTAL
NOBLE					
PROBATION	464	0	0	0	464
COUNTY TOTAL:	464	0	0	0	464
OHIO					
PROBATION	85	17	13	3	118
COUNTY TOTAL:	85	17	13	3	118
ORANGE					
PROBATION	433	0	0	0	433
COUNTY TOTAL:	433	0	0	0	433
OWEN					
PROBATION	128	8	0	0	136
COUNTY TOTAL:	128	8	0	0	136
PARKE					
PROBATION	159	0	0	0	159
COUNTY TOTAL:	159	0	0	0	159
PERRY					
PROBATION	226	45	18	0	289
COUNTY TOTAL:	226	45	18	0	289
PIKE					
PROBATION	128	16	3	0	147
COUNTY TOTAL:	128	16	3	0	147
PORTER					
ADULT PROBATION	1,044	53	64	100	1,261
COUNTY TOTAL:	1,044	53	64	100	1,261
POSEY					
PROBATION	94	12	2	1	109
COUNTY TOTAL:	94	12	2	1	109
PULASKI					
PROBATION	135	5	0	0	140
COUNTY TOTAL:	135	5	0	0	140
PUTNAM					
ADULT PROBATION	598	0	0	0	598
COUNTY TOTAL:	598	0	0	0	598
RANDOLPH					
PROBATION	235	0	0	0	235
COUNTY TOTAL:	235	0	0	0	235
RIPLEY					
PROBATION	285	51	25	0	361
COUNTY TOTAL:	285	51	25	0	361
RUSH					
PROBATION	98	0	0	0	98
COUNTY TOTAL:	98	0	0	0	98

ADULT PROBATION
FELONY SUPERVISIONS - STATUS ON PENDING SUPERVISIONS

	ON PROBATION	INTRA-STATE TRANSFERRED OUT	INTER-STATE TRANSFERRED OUT	OTHER SUPERVISIONS	TOTAL
ST. JOSEPH					
ADULT PROBATION	1,550	34	42	0	1,626
COUNTY TOTAL:	1,550	34	42	0	1,626
SCOTT					
PROBATION	612	6	4	0	622
COUNTY TOTAL:	612	6	4	0	622
SHELBY					
PROBATION	503	19	18	0	540
COUNTY TOTAL:	503	19	18	0	540
SPENCER					
PROBATION	223	0	0	0	223
COUNTY TOTAL:	223	0	0	0	223
STARKE					
PROBATION	256	23	8	0	287
COUNTY TOTAL:	256	23	8	0	287
STEUBEN					
PROBATION	119	22	16	0	157
COUNTY TOTAL:	119	22	16	0	157
SULLIVAN					
PROBATION	137	0	0	0	137
COUNTY TOTAL:	137	0	0	0	137
SWITZERLAND					
PROBATION	80	28	11	0	119
COUNTY TOTAL:	80	28	11	0	119
TIPPECANOE					
PROBATION	1,845	18	12	1	1,876
COUNTY TOTAL:	1,845	18	12	1	1,876
TIPTON					
PROBATION	100	5	0	0	105
COUNTY TOTAL:	100	5	0	0	105
UNION					
PROBATION	38	7	8	0	53
COUNTY TOTAL:	38	7	8	0	53
VANDERBURGH					
PROBATION	1,428	27	60	20	1,535
COUNTY TOTAL:	1,428	27	60	20	1,535
VERMILLION					
PROBATION	132	0	0	0	132
COUNTY TOTAL:	132	0	0	0	132
VIGO					
ADULT PROBATION	981	180	75	0	1,236
COUNTY TOTAL:	981	180	75	0	1,236

ADULT PROBATION
FELONY SUPERVISIONS - STATUS ON PENDING SUPERVISIONS

	ON PROBATION	INTRA-STATE TRANSFERRED OUT	INTER-STATE TRANSFERRED OUT	OTHER SUPERVISIONS	TOTAL
WABASH					
PROBATION	440	0	0	0	440
COUNTY TOTAL:	440	0	0	0	440
WARREN					
PROBATION	134	0	0	0	134
COUNTY TOTAL:	134	0	0	0	134
WARRICK					
PROBATION	364	36	30	0	430
COUNTY TOTAL:	364	36	30	0	430
WASHINGTON					
PROBATION	322	12	5	2	341
COUNTY TOTAL:	322	12	5	2	341
WAYNE					
PROBATION	446	50	50	0	546
COUNTY TOTAL:	446	50	50	0	546
WELLS					
PROBATION	144	62	14	0	220
COUNTY TOTAL:	144	62	14	0	220
WHITE					
PROBATION	175	0	0	0	175
COUNTY TOTAL:	175	0	0	0	175
WHITLEY					
PROBATION	224	18	1	0	243
COUNTY TOTAL:	224	18	1	0	243
STATE TOTALS					
GRAND TOTAL CIRCUIT, SUPERIOR & PROBATE:	54,477	2,737	2,047	347	59,608
GRAND TOTAL:	54,477	2,737	2,047	347	59,608

PROBATIONER SUPERVISION LEVEL
FELONY CASES PENDING 12/31/2014

	HIGH	MEDIUM	LOW	ADMIN	TOTAL
ADAMS					
PROBATION	99	57	117	2	275
COUNTY TOTAL:	99	57	117	2	275
ALLEN					
ADULT PROBATION	707	674	1,094	279	2,754
COUNTY TOTAL:	707	674	1,094	279	2,754
BARTHOLOMEW					
PROBATION	267	410	936	32	1,645
COUNTY TOTAL:	267	410	936	32	1,645
BENTON					
PROBATION	94	13	8	0	115
COUNTY TOTAL:	94	13	8	0	115
BLACKFORD					
PROBATION	52	74	53	0	179
COUNTY TOTAL:	52	74	53	0	179
BOONE					
PROBATION	0	0	0	0	0
COUNTY TOTAL:	0	0	0	0	0
BROWN					
PROBATION	19	30	34	90	173
COUNTY TOTAL:	19	30	34	90	173
CARROLL					
PROBATION	47	89	52	12	200
COUNTY TOTAL:	47	89	52	12	200
CASS					
ADULT PROBATION	136	315	468	147	1,066
COUNTY TOTAL:	136	315	468	147	1,066
CLARK					
PROBATION	585	761	1,078	224	2,648
COUNTY TOTAL:	585	761	1,078	224	2,648
CLAY					
PROBATION	165	216	295	0	676
COUNTY TOTAL:	165	216	295	0	676
CLINTON					
PROBATION	109	172	73	45	399
COUNTY TOTAL:	109	172	73	45	399
CRAWFORD					
PROBATION	112	92	137	0	341
COUNTY TOTAL:	112	92	137	0	341
DAVISS					
PROBATION	113	92	168	424	797
COUNTY TOTAL:	113	92	168	424	797

PROBATIONER SUPERVISION LEVEL
FELONY CASES PENDING 12/31/2014

	HIGH	MEDIUM	LOW	ADMIN	TOTAL
DEARBORN					
PROBATION	386	266	321	852	1,825
COUNTY TOTAL:	386	266	321	852	1,825
DECATUR					
ADULT PROBATION	42	55	237	0	334
COUNTY TOTAL:	42	55	237	0	334
DEKALB					
PROBATION	76	108	103	1	288
COUNTY TOTAL:	76	108	103	1	288
DELAWARE					
ADULT PROBATION	523	487	364	427	1,801
COUNTY TOTAL:	523	487	364	427	1,801
DUBOIS					
PROBATION	119	34	53	0	206
COUNTY TOTAL:	119	34	53	0	206
ELKHART					
PROBATION	170	433	819	580	2,002
COUNTY TOTAL:	170	433	819	580	2,002
FAYETTE					
PROBATION	0	0	0	0	0
COUNTY TOTAL:	0	0	0	0	0
FLOYD					
PROBATION	206	332	525	480	1,543
COUNTY TOTAL:	206	332	525	480	1,543
FOUNTAIN					
PROBATION	25	21	90	0	136
COUNTY TOTAL:	25	21	90	0	136
FRANKLIN					
PROBATION	48	139	246	0	433
COUNTY TOTAL:	48	139	246	0	433
FULTON					
PROBATION	116	26	70	0	212
COUNTY TOTAL:	116	26	70	0	212
GIBSON					
PROBATION	57	100	422	92	671
COUNTY TOTAL:	57	100	422	92	671
GRANT					
PROBATION	361	330	228	6	925
COUNTY TOTAL:	361	330	228	6	925
GREENE					
PROBATION	101	117	207	55	480
COUNTY TOTAL:	101	117	207	55	480
HAMILTON					
PROBATION	0	0	0	0	0
COUNTY TOTAL:	0	0	0	0	0

PROBATIONER SUPERVISION LEVEL
FELONY CASES PENDING 12/31/2014

	HIGH	MEDIUM	LOW	ADMIN	TOTAL
HANCOCK					
PROBATION	0	0	0	0	0
COUNTY TOTAL:	0	0	0	0	0
HARRISON					
ADULT PROBATION	169	123	524	11	827
COUNTY TOTAL:	169	123	524	11	827
HENDRICKS					
PROBATION	48	163	432	118	761
COUNTY TOTAL:	48	163	432	118	761
HENRY					
PROBATION	60	63	175	0	298
COUNTY TOTAL:	60	63	175	0	298
HOWARD					
PROBATION	465	473	360	736	2,034
COUNTY TOTAL:	465	473	360	736	2,034
HUNTINGTON					
PROBATION	0	0	0	0	0
COUNTY TOTAL:	0	0	0	0	0
JACKSON					
PROBATION	0	0	0	0	0
COUNTY TOTAL:	0	0	0	0	0
JASPER					
PROBATION	0	0	0	0	0
COUNTY TOTAL:	0	0	0	0	0
JAY					
PROBATION	100	67	107	0	274
COUNTY TOTAL:	100	67	107	0	274
JEFFERSON					
PROBATION	117	92	149	128	486
COUNTY TOTAL:	117	92	149	128	486
JENNINGS					
PROBATION	70	83	209	67	429
COUNTY TOTAL:	70	83	209	67	429
JOHNSON					
PROBATION	133	321	793	82	1,329
COUNTY TOTAL:	133	321	793	82	1,329
KNOX					
PROBATION	274	251	399	69	993
COUNTY TOTAL:	274	251	399	69	993
KOSCIUSKO					
PROBATION	213	59	386	18	676
COUNTY TOTAL:	213	59	386	18	676
LAGRANGE					
PROBATION	40	66	299	0	405
COUNTY TOTAL:	40	66	299	0	405

PROBATIONER SUPERVISION LEVEL
FELONY CASES PENDING 12/31/2014

	HIGH	MEDIUM	LOW	ADMIN	TOTAL
LAKE					
ADULT PROBATION	0	0	0	0	0
COUNTY TOTAL:	0	0	0	0	0
LAPORTE					
ADULT PROBATION	183	450	710	551	1,894
COUNTY TOTAL:	183	450	710	551	1,894
LAWRENCE					
PROBATION	111	115	107	53	386
COUNTY TOTAL:	111	115	107	53	386
MADISON					
ADULT PROBATION	560	662	723	830	2,775
COUNTY TOTAL:	560	662	723	830	2,775
MARION					
PROBATION	1,069	1,943	2,744	2,428	8,184
COUNTY TOTAL:	1,069	1,943	2,744	2,428	8,184
MARSHALL					
PROBATION	3	441	6	618	1,068
COUNTY TOTAL:	3	441	6	618	1,068
MARTIN					
PROBATION	29	42	51	2	124
COUNTY TOTAL:	29	42	51	2	124
MIAMI					
PROBATION	158	139	143	120	560
COUNTY TOTAL:	158	139	143	120	560
MONROE					
PROBATION	339	305	654	754	2,052
COUNTY TOTAL:	339	305	654	754	2,052
MONTGOMERY					
PROBATION	153	109	199	1	462
COUNTY TOTAL:	153	109	199	1	462
MORGAN					
PROBATION	156	261	336	138	891
COUNTY TOTAL:	156	261	336	138	891
NEWTON					
PROBATION	13	21	58	0	92
COUNTY TOTAL:	13	21	58	0	92
NOBLE					
PROBATION	118	85	92	169	464
COUNTY TOTAL:	118	85	92	169	464
OHIO					
PROBATION	37	29	52	0	118
COUNTY TOTAL:	37	29	52	0	118
ORANGE					
PROBATION	60	157	377	0	594
COUNTY TOTAL:	60	157	377	0	594

PROBATIONER SUPERVISION LEVEL
FELONY CASES PENDING 12/31/2014

	HIGH	MEDIUM	LOW	ADMIN	TOTAL
OWEN					
PROBATION	37	49	40	10	136
COUNTY TOTAL:	37	49	40	10	136
PARKE					
PROBATION	77	119	142	43	381
COUNTY TOTAL:	77	119	142	43	381
PERRY					
PROBATION	28	56	70	135	289
COUNTY TOTAL:	28	56	70	135	289
PIKE					
PROBATION	31	28	55	25	139
COUNTY TOTAL:	31	28	55	25	139
PORTER					
ADULT PROBATION	334	365	402	160	1,261
COUNTY TOTAL:	334	365	402	160	1,261
POSEY					
PROBATION	41	92	80	30	243
COUNTY TOTAL:	41	92	80	30	243
PULASKI					
PROBATION	0	0	0	0	0
COUNTY TOTAL:	0	0	0	0	0
PUTNAM					
ADULT PROBATION	143	136	170	149	598
COUNTY TOTAL:	143	136	170	149	598
RANDOLPH					
PROBATION	113	82	56	130	381
COUNTY TOTAL:	113	82	56	130	381
RIPLEY					
PROBATION	71	152	196	155	574
COUNTY TOTAL:	71	152	196	155	574
RUSH					
PROBATION	88	44	91	0	223
COUNTY TOTAL:	88	44	91	0	223
ST. JOSEPH					
ADULT PROBATION	363	561	886	1,000	2,810
COUNTY TOTAL:	363	561	886	1,000	2,810
SCOTT					
PROBATION	324	470	225	29	1,048
COUNTY TOTAL:	324	470	225	29	1,048
SHELBY					
PROBATION	102	161	424	101	788
COUNTY TOTAL:	102	161	424	101	788
SPENCER					
PROBATION	40	139	239	0	418
COUNTY TOTAL:	40	139	239	0	418

PROBATIONER SUPERVISION LEVEL
FELONY CASES PENDING 12/31/2014

	HIGH	MEDIUM	LOW	ADMIN	TOTAL
STARKE					
PROBATION	26	77	117	67	287
COUNTY TOTAL:	26	77	117	67	287
STEUBEN					
PROBATION	7	54	60	36	157
COUNTY TOTAL:	7	54	60	36	157
SULLIVAN					
PROBATION	0	0	0	0	0
COUNTY TOTAL:	0	0	0	0	0
SWITZERLAND					
PROBATION	16	26	36	116	194
COUNTY TOTAL:	16	26	36	116	194
TIPPECANOE					
PROBATION	199	360	558	19	1,136
COUNTY TOTAL:	199	360	558	19	1,136
TIPTON					
PROBATION	0	0	0	0	0
COUNTY TOTAL:	0	0	0	0	0
UNION					
PROBATION	19	21	13	0	53
COUNTY TOTAL:	19	21	13	0	53
VANDERBURGH					
PROBATION	195	353	1,294	88	1,930
COUNTY TOTAL:	195	353	1,294	88	1,930
VERMILLION					
PROBATION	16	52	62	2	132
COUNTY TOTAL:	16	52	62	2	132
VIGO					
ADULT PROBATION	401	196	238	637	1,472
COUNTY TOTAL:	401	196	238	637	1,472
WABASH					
PROBATION	104	163	491	93	851
COUNTY TOTAL:	104	163	491	93	851
WARREN					
PROBATION	14	37	43	35	129
COUNTY TOTAL:	14	37	43	35	129
WARRICK					
PROBATION	151	130	390	339	1,010
COUNTY TOTAL:	151	130	390	339	1,010
WASHINGTON					
PROBATION	275	173	201	49	698
COUNTY TOTAL:	275	173	201	49	698
WAYNE					
PROBATION	63	137	238	108	546
COUNTY TOTAL:	63	137	238	108	546

PROBATIONER SUPERVISION LEVEL
FELONY CASES PENDING 12/31/2014

	HIGH	MEDIUM	LOW	ADMIN	TOTAL
WELLS					
PROBATION	18	60	68	74	220
COUNTY TOTAL:	18	60	68	74	220
WHITE					
PROBATION	104	68	3	0	175
COUNTY TOTAL:	104	68	3	0	175
WHITLEY					
PROBATION	34	230	32	7	303
COUNTY TOTAL:	34	230	32	7	303
STATE TOTALS					
GRAND TOTAL CIRCUIT, SUPERIOR & PROBATE:	12,847	16,554	25,203	14,278	68,882
GRAND TOTAL:	12,847	16,554	25,203	14,278	68,882

CONVICTED OF SUBSTANCE OR SEX OFFENSE IN 2014
FELONY SUPERVISIONS

	SUBSTANCE OFFENSE	SEX OFFENSE
ADAMS		
PROBATION	32	6
COUNTY TOTAL:	32	6
ALLEN		
ADULT PROBATION	287	48
COUNTY TOTAL:	287	48
BARTHOLOMEW		
PROBATION	108	4
COUNTY TOTAL:	108	4
BENTON		
PROBATION	15	0
COUNTY TOTAL:	15	0
BLACKFORD		
PROBATION	20	3
COUNTY TOTAL:	20	3
BOONE		
PROBATION	178	22
COUNTY TOTAL:	178	22
BROWN		
PROBATION	37	0
COUNTY TOTAL:	37	0
CARROLL		
PROBATION	31	3
COUNTY TOTAL:	31	3
CASS		
ADULT PROBATION	74	5
COUNTY TOTAL:	74	5
CLARK		
PROBATION	351	9
COUNTY TOTAL:	351	9
CLAY		
PROBATION	73	3
COUNTY TOTAL:	73	3
CLINTON		
PROBATION	72	8
COUNTY TOTAL:	72	8
CRAWFORD		
PROBATION	28	2
COUNTY TOTAL:	28	2
DAVISS		
PROBATION	55	3
COUNTY TOTAL:	55	3

CONVICTED OF SUBSTANCE OR SEX OFFENSE IN 2014
FELONY SUPERVISIONS

	SUBSTANCE OFFENSE	SEX OFFENSE
DEARBORN		
PROBATION	203	12
COUNTY TOTAL:	203	12
DECATUR		
ADULT PROBATION	55	5
COUNTY TOTAL:	55	5
DEKALB		
PROBATION	68	4
COUNTY TOTAL:	68	4
DELAWARE		
ADULT PROBATION	312	15
COUNTY TOTAL:	312	15
DUBOIS		
PROBATION	35	8
COUNTY TOTAL:	35	8
ELKHART		
PROBATION	325	15
COUNTY TOTAL:	325	15
FAYETTE		
PROBATION	48	7
COUNTY TOTAL:	48	7
FLOYD		
PROBATION	199	0
COUNTY TOTAL:	199	0
FOUNTAIN		
PROBATION	27	1
COUNTY TOTAL:	27	1
FRANKLIN		
PROBATION	44	4
COUNTY TOTAL:	44	4
FULTON		
PROBATION	64	5
COUNTY TOTAL:	64	5
GIBSON		
PROBATION	175	5
COUNTY TOTAL:	175	5
GRANT		
PROBATION	202	23
COUNTY TOTAL:	202	23
GREENE		
PROBATION	50	3
COUNTY TOTAL:	50	3
HAMILTON		
PROBATION	360	14

CONVICTED OF SUBSTANCE OR SEX OFFENSE IN 2014
FELONY SUPERVISIONS

	SUBSTANCE OFFENSE	SEX OFFENSE
HAMILTON		
COUNTY TOTAL:	360	14
HANCOCK		
PROBATION	71	3
COUNTY TOTAL:	71	3
HARRISON		
ADULT PROBATION	43	0
COUNTY TOTAL:	43	0
HENDRICKS		
PROBATION	192	17
COUNTY TOTAL:	192	17
HENRY		
PROBATION	111	7
COUNTY TOTAL:	111	7
HOWARD		
PROBATION	244	6
COUNTY TOTAL:	244	6
HUNTINGTON		
PROBATION	62	7
COUNTY TOTAL:	62	7
JACKSON		
PROBATION	184	0
COUNTY TOTAL:	184	0
JASPER		
PROBATION	63	1
COUNTY TOTAL:	63	1
JAY		
PROBATION	20	2
COUNTY TOTAL:	20	2
JEFFERSON		
PROBATION	27	5
COUNTY TOTAL:	27	5
JENNINGS		
PROBATION	37	10
COUNTY TOTAL:	37	10
JOHNSON		
PROBATION	157	18
COUNTY TOTAL:	157	18
KNOX		
PROBATION	138	18
COUNTY TOTAL:	138	18
KOSCIUSKO		
PROBATION	0	0
COUNTY TOTAL:	0	0

CONVICTED OF SUBSTANCE OR SEX OFFENSE IN 2014
FELONY SUPERVISIONS

	SUBSTANCE OFFENSE	SEX OFFENSE
LAGRANGE		
PROBATION	104	7
COUNTY TOTAL:	104	7
LAKE		
ADULT PROBATION	454	18
COUNTY TOTAL:	454	18
LAPORTE		
ADULT PROBATION	189	10
COUNTY TOTAL:	189	10
LAWRENCE		
PROBATION	168	6
COUNTY TOTAL:	168	6
MADISON		
ADULT PROBATION	173	31
COUNTY TOTAL:	173	31
MARION		
PROBATION	2,523	115
COUNTY TOTAL:	2,523	115
MARSHALL		
PROBATION	309	8
COUNTY TOTAL:	309	8
MARTIN		
PROBATION	24	1
COUNTY TOTAL:	24	1
MIAMI		
PROBATION	97	3
COUNTY TOTAL:	97	3
MONROE		
PROBATION	219	90
COUNTY TOTAL:	219	90
MONTGOMERY		
PROBATION	165	5
COUNTY TOTAL:	165	5
MORGAN		
PROBATION	129	2
COUNTY TOTAL:	129	2
NEWTON		
PROBATION	20	3
COUNTY TOTAL:	20	3
NOBLE		
PROBATION	85	11
COUNTY TOTAL:	85	11
OHIO		
PROBATION	13	2

CONVICTED OF SUBSTANCE OR SEX OFFENSE IN 2014
FELONY SUPERVISIONS

	SUBSTANCE OFFENSE	SEX OFFENSE
OHIO		
COUNTY TOTAL:	13	2
ORANGE		
PROBATION	34	2
COUNTY TOTAL:	34	2
OWEN		
PROBATION	43	4
COUNTY TOTAL:	43	4
PARKE		
PROBATION	42	4
COUNTY TOTAL:	42	4
PERRY		
PROBATION	43	3
COUNTY TOTAL:	43	3
PIKE		
PROBATION	48	0
COUNTY TOTAL:	48	0
PORTER		
ADULT PROBATION	396	15
COUNTY TOTAL:	396	15
POSEY		
PROBATION	29	1
COUNTY TOTAL:	29	1
PULASKI		
PROBATION	35	4
COUNTY TOTAL:	35	4
PUTNAM		
ADULT PROBATION	75	3
COUNTY TOTAL:	75	3
RANDOLPH		
PROBATION	42	3
COUNTY TOTAL:	42	3
RIPLEY		
PROBATION	107	11
COUNTY TOTAL:	107	11
RUSH		
PROBATION	78	4
COUNTY TOTAL:	78	4
ST. JOSEPH		
ADULT PROBATION	143	9
COUNTY TOTAL:	143	9
SCOTT		
PROBATION	123	8
COUNTY TOTAL:	123	8

CONVICTED OF SUBSTANCE OR SEX OFFENSE IN 2014
FELONY SUPERVISIONS

	SUBSTANCE OFFENSE	SEX OFFENSE
SHELBY		
PROBATION	82	7
COUNTY TOTAL:	82	7
SPENCER		
PROBATION	46	3
COUNTY TOTAL:	46	3
STARKE		
PROBATION	61	4
COUNTY TOTAL:	61	4
STEUBEN		
PROBATION	53	2
COUNTY TOTAL:	53	2
SULLIVAN		
PROBATION	23	3
COUNTY TOTAL:	23	3
SWITZERLAND		
PROBATION	15	2
COUNTY TOTAL:	15	2
TIPPECANOE		
PROBATION	285	7
COUNTY TOTAL:	285	7
TIPTON		
PROBATION	27	1
COUNTY TOTAL:	27	1
UNION		
PROBATION	16	1
COUNTY TOTAL:	16	1
VANDERBURGH		
PROBATION	468	7
COUNTY TOTAL:	468	7
VERMILLION		
PROBATION	10	0
COUNTY TOTAL:	10	0
VIGO		
ADULT PROBATION	91	6
COUNTY TOTAL:	91	6
WABASH		
PROBATION	179	4
COUNTY TOTAL:	179	4
WARREN		
PROBATION	11	0
COUNTY TOTAL:	11	0
WARRICK		
PROBATION	50	0

CONVICTED OF SUBSTANCE OR SEX OFFENSE IN 2014
FELONY SUPERVISIONS

	SUBSTANCE OFFENSE	SEX OFFENSE
WARRICK		
COUNTY TOTAL:	50	0
WASHINGTON		
PROBATION	54	4
COUNTY TOTAL:	54	4
WAYNE		
PROBATION	124	16
COUNTY TOTAL:	124	16
WELLS		
PROBATION	48	11
COUNTY TOTAL:	48	11
WHITE		
PROBATION	53	3
COUNTY TOTAL:	53	3
WHITLEY		
PROBATION	125	4
COUNTY TOTAL:	125	4
STATE TOTALS		
GRAND TOTAL CIRCUIT, SUPERIOR & PROBATE:	12,608	799
GRAND TOTAL:	12,608	799

PRESENTENCE INVESTIGATIONS
FELONY

	PRESENTENCE
<hr/>	
ADAMS	
PROBATION	128
COUNTY TOTAL:	128
<hr/>	
ALLEN	
ADULT PROBATION	1,442
COUNTY TOTAL:	1,442
<hr/>	
BARTHOLOMEW	
PROBATION	206
COUNTY TOTAL:	206
<hr/>	
BENTON	
PROBATION	6
COUNTY TOTAL:	6
<hr/>	
BLACKFORD	
PROBATION	82
COUNTY TOTAL:	82
<hr/>	
BOONE	
PROBATION	73
COUNTY TOTAL:	73
<hr/>	
BROWN	
PROBATION	7
COUNTY TOTAL:	7
<hr/>	
CARROLL	
PROBATION	55
COUNTY TOTAL:	55
<hr/>	
CASS	
ADULT PROBATION	114
COUNTY TOTAL:	114
<hr/>	
CLARK	
PROBATION	185
COUNTY TOTAL:	185
<hr/>	
CLAY	
PROBATION	61
COUNTY TOTAL:	61
<hr/>	
CLINTON	
PROBATION	94
COUNTY TOTAL:	94
<hr/>	
CRAWFORD	
PROBATION	33
COUNTY TOTAL:	33
<hr/>	
DAVISS	
PROBATION	65
COUNTY TOTAL:	65

PRESENTENCE INVESTIGATIONS
FELONY

	PRESENTENCE
<hr/>	
DEARBORN	
PROBATION	288
COUNTY TOTAL:	288
<hr/>	
DECATUR	
ADULT PROBATION	58
COUNTY TOTAL:	58
<hr/>	
DEKALB	
PROBATION	207
COUNTY TOTAL:	207
<hr/>	
DELAWARE	
ADULT PROBATION	209
COUNTY TOTAL:	209
<hr/>	
DUBOIS	
PROBATION	61
COUNTY TOTAL:	61
<hr/>	
ELKHART	
PROBATION	744
COUNTY TOTAL:	744
<hr/>	
FAYETTE	
PROBATION	47
COUNTY TOTAL:	47
<hr/>	
FLOYD	
PROBATION	138
COUNTY TOTAL:	138
<hr/>	
FOUNTAIN	
PROBATION	18
COUNTY TOTAL:	18
<hr/>	
FRANKLIN	
PROBATION	54
COUNTY TOTAL:	54
<hr/>	
FULTON	
PROBATION	161
COUNTY TOTAL:	161
<hr/>	
GIBSON	
PROBATION	183
COUNTY TOTAL:	183
<hr/>	
GRANT	
PROBATION	136
COUNTY TOTAL:	136
<hr/>	
GREENE	
PROBATION	98
COUNTY TOTAL:	98
<hr/>	
HAMILTON	
PROBATION	350
COUNTY TOTAL:	350

PRESENTENCE INVESTIGATIONS
FELONY

	PRESENTENCE
<hr/>	
HANCOCK	
PROBATION	0
COUNTY TOTAL:	0
<hr/>	
HARRISON	
ADULT PROBATION	60
COUNTY TOTAL:	60
<hr/>	
HENDRICKS	
PROBATION	142
COUNTY TOTAL:	142
<hr/>	
HENRY	
PROBATION	270
COUNTY TOTAL:	270
<hr/>	
HOWARD	
PROBATION	628
COUNTY TOTAL:	628
<hr/>	
HUNTINGTON	
PROBATION	123
COUNTY TOTAL:	123
<hr/>	
JACKSON	
PROBATION	46
COUNTY TOTAL:	46
<hr/>	
JASPER	
PROBATION	0
COUNTY TOTAL:	0
<hr/>	
JAY	
PROBATION	184
COUNTY TOTAL:	184
<hr/>	
JEFFERSON	
PROBATION	213
COUNTY TOTAL:	213
<hr/>	
JENNINGS	
PROBATION	69
COUNTY TOTAL:	69
<hr/>	
JOHNSON	
PROBATION	267
COUNTY TOTAL:	267
<hr/>	
KNOX	
PROBATION	58
COUNTY TOTAL:	58
<hr/>	
KOSCIUSKO	
PROBATION	485
COUNTY TOTAL:	485
<hr/>	
LAGRANGE	
PROBATION	69
COUNTY TOTAL:	69

PRESENTENCE INVESTIGATIONS
FELONY

	PRESENTENCE
<hr/>	
LAKE	
ADULT PROBATION	479
COUNTY TOTAL:	479
<hr/>	
LAPORTE	
ADULT PROBATION	354
COUNTY TOTAL:	354
<hr/>	
LAWRENCE	
PROBATION	357
COUNTY TOTAL:	357
<hr/>	
MADISON	
ADULT PROBATION	664
COUNTY TOTAL:	664
<hr/>	
MARION	
PROBATION	2,970
COUNTY TOTAL:	2,970
<hr/>	
MARSHALL	
PROBATION	176
COUNTY TOTAL:	176
<hr/>	
MARTIN	
PROBATION	12
COUNTY TOTAL:	12
<hr/>	
MIAMI	
PROBATION	61
COUNTY TOTAL:	61
<hr/>	
MONROE	
PROBATION	168
COUNTY TOTAL:	168
<hr/>	
MONTGOMERY	
PROBATION	356
COUNTY TOTAL:	356
<hr/>	
MORGAN	
PROBATION	131
COUNTY TOTAL:	131
<hr/>	
NEWTON	
PROBATION	94
COUNTY TOTAL:	94
<hr/>	
NOBLE	
PROBATION	101
COUNTY TOTAL:	101
<hr/>	
OHIO	
PROBATION	18
COUNTY TOTAL:	18
<hr/>	
ORANGE	
PROBATION	28
COUNTY TOTAL:	28

PRESENTENCE INVESTIGATIONS
FELONY

	PRESENTENCE
<hr/>	
OWEN	
PROBATION	96
COUNTY TOTAL:	96
<hr/>	
PARKE	
PROBATION	124
COUNTY TOTAL:	124
<hr/>	
PERRY	
PROBATION	71
COUNTY TOTAL:	71
<hr/>	
PIKE	
PROBATION	45
COUNTY TOTAL:	45
<hr/>	
PORTER	
ADULT PROBATION	743
COUNTY TOTAL:	743
<hr/>	
POSEY	
PROBATION	83
COUNTY TOTAL:	83
<hr/>	
PULASKI	
PROBATION	2
COUNTY TOTAL:	2
<hr/>	
PUTNAM	
ADULT PROBATION	181
COUNTY TOTAL:	181
<hr/>	
RANDOLPH	
PROBATION	117
COUNTY TOTAL:	117
<hr/>	
RIPLEY	
PROBATION	44
COUNTY TOTAL:	44
<hr/>	
RUSH	
PROBATION	176
COUNTY TOTAL:	176
<hr/>	
ST. JOSEPH	
ADULT PROBATION	1,109
COUNTY TOTAL:	1,109
<hr/>	
SCOTT	
PROBATION	81
COUNTY TOTAL:	81
<hr/>	
SHELBY	
PROBATION	154
COUNTY TOTAL:	154
<hr/>	
SPENCER	
PROBATION	38
COUNTY TOTAL:	38

PRESENTENCE INVESTIGATIONS
FELONY

	PRESENTENCE
<hr/>	
STARKE	
PROBATION	113
COUNTY TOTAL:	113
<hr/>	
STEUBEN	
PROBATION	201
COUNTY TOTAL:	201
<hr/>	
SULLIVAN	
PROBATION	76
COUNTY TOTAL:	76
<hr/>	
SWITZERLAND	
PROBATION	8
COUNTY TOTAL:	8
<hr/>	
TIPPECANOE	
PROBATION	336
COUNTY TOTAL:	336
<hr/>	
TIPTON	
PROBATION	13
COUNTY TOTAL:	13
<hr/>	
UNION	
PROBATION	8
COUNTY TOTAL:	8
<hr/>	
VANDERBURGH	
PROBATION	1,095
COUNTY TOTAL:	1,095
<hr/>	
VERMILLION	
PROBATION	86
COUNTY TOTAL:	86
<hr/>	
VIGO	
ADULT PROBATION	335
COUNTY TOTAL:	335
<hr/>	
WABASH	
PROBATION	149
COUNTY TOTAL:	149
<hr/>	
WARREN	
PROBATION	17
COUNTY TOTAL:	17
<hr/>	
WARRICK	
PROBATION	62
COUNTY TOTAL:	62
<hr/>	
WASHINGTON	
PROBATION	57
COUNTY TOTAL:	57
<hr/>	
WAYNE	
PROBATION	482
COUNTY TOTAL:	482

PRESENTENCE INVESTIGATIONS
FELONY

	PRESENTENCE
<hr/>	
WELLS	
PROBATION	65
COUNTY TOTAL:	65
<hr/>	
WHITE	
PROBATION	129
COUNTY TOTAL:	129
<hr/>	
WHITLEY	
PROBATION	78
COUNTY TOTAL:	78
<hr/>	
STATE TOTALS	
<hr/>	
GRAND TOTAL CIRCUIT, SUPERIOR & PROBATE:	20,260
<hr/>	
GRAND TOTAL:	20,260

ADULT PROBATION
MISDEMEANOR SUPERVISIONS PENDING 01/01/2014

	PRE	POST	SPLIT	INTER-STATE	INTRA-STATE	IN LIEU OF PROSECUTION	WITHHELD	DRUG	OTHER	TOTAL
ADAMS										
PROBATION	0	405	1	1	6	0	0	0	0	413
TOTAL COURTS OF RECORD:	0	405	1	1	6	0	0	0	0	413
COUNTY TOTAL:	0	405	1	1	6	0	0	0	0	413
ALLEN										
ADULT PROBATION	0	195	120	9	45	7	0	0	0	376
TOTAL COURTS OF RECORD:	0	195	120	9	45	7	0	0	0	376
COUNTY TOTAL:	0	195	120	9	45	7	0	0	0	376
BARTHOLOMEW										
PROBATION	0	1,148	29	0	18	0	0	0	0	1,195
TOTAL COURTS OF RECORD:	0	1,148	29	0	18	0	0	0	0	1,195
COUNTY TOTAL:	0	1,148	29	0	18	0	0	0	0	1,195
BENTON										
PROBATION	1	168	18	2	1	0	0	0	0	190
TOTAL COURTS OF RECORD:	1	168	18	2	1	0	0	0	0	190
COUNTY TOTAL:	1	168	18	2	1	0	0	0	0	190
BLACKFORD										
PROBATION	0	105	4	0	8	0	0	0	0	117
TOTAL COURTS OF RECORD:	0	105	4	0	8	0	0	0	0	117
COUNTY TOTAL:	0	105	4	0	8	0	0	0	0	117
BOONE										
PROBATION	0	816	0	0	81	29	0	0	0	926
TOTAL COURTS OF RECORD:	0	816	0	0	81	29	0	0	0	926
COUNTY TOTAL:	0	816	0	0	81	29	0	0	0	926
BROWN										
PROBATION	0	87	18	0	4	0	0	0	7	116
TOTAL COURTS OF RECORD:	0	87	18	0	4	0	0	0	7	116
COUNTY TOTAL:	0	87	18	0	4	0	0	0	7	116
CARROLL										
PROBATION	0	132	5	1	7	0	0	0	0	145
TOTAL COURTS OF RECORD:	0	132	5	1	7	0	0	0	0	145
COUNTY TOTAL:	0	132	5	1	7	0	0	0	0	145
CASS										
ADULT PROBATION	0	557	75	0	1	0	0	0	0	633
TOTAL COURTS OF RECORD:	0	557	75	0	1	0	0	0	0	633
COUNTY TOTAL:	0	557	75	0	1	0	0	0	0	633
CLARK										
PROBATION	16	1,254	47	3	39	0	2	0	3	1,364
TOTAL COURTS OF RECORD:	16	1,254	47	3	39	0	2	0	3	1,364
CLARKSVILLE TOWN PROBATION	0	516	0	0	0	0	0	0	0	516
JEFFERSONVILLE CITY PROBATION	0	422	0	0	0	0	0	0	109	531
TOTAL CITY & TOWN:	0	938	0	0	0	0	0	0	109	1,047
COUNTY TOTAL:	16	2,192	47	3	39	0	2	0	112	2,411

ADULT PROBATION
MISDEMEANOR SUPERVISIONS PENDING 01/01/2014

	PRE	POST	SPLIT	INTER- STATE	INTRA- STATE	IN LIEU OF PROSECUTION	WITHHELD	DRUG	OTHER	TOTAL
CLAY										
PROBATION	0	332	0	0	24	0	0	0	0	356
TOTAL COURTS OF RECORD:	0	332	0	0	24	0	0	0	0	356
COUNTY TOTAL:	0	332	0	0	24	0	0	0	0	356
CLINTON										
PROBATION	1	379	151	2	12	0	2	0	31	578
TOTAL COURTS OF RECORD:	1	379	151	2	12	0	2	0	31	578
COUNTY TOTAL:	1	379	151	2	12	0	2	0	31	578
CRAWFORD										
PROBATION	0	69	144	0	11	0	0	0	0	224
TOTAL COURTS OF RECORD:	0	69	144	0	11	0	0	0	0	224
COUNTY TOTAL:	0	69	144	0	11	0	0	0	0	224
DAVIESS										
PROBATION	0	258	12	0	12	21	0	0	0	303
TOTAL COURTS OF RECORD:	0	258	12	0	12	21	0	0	0	303
COUNTY TOTAL:	0	258	12	0	12	21	0	0	0	303
DEARBORN										
PROBATION	10	407	616	6	8	3	1	0	26	1,077
TOTAL COURTS OF RECORD:	10	407	616	6	8	3	1	0	26	1,077
COUNTY TOTAL:	10	407	616	6	8	3	1	0	26	1,077
DECATUR										
ADULT PROBATION	0	95	87	0	1	0	0	0	0	183
TOTAL COURTS OF RECORD:	0	95	87	0	1	0	0	0	0	183
COUNTY TOTAL:	0	95	87	0	1	0	0	0	0	183
DEKALB										
PROBATION	1	256	3	0	4	47	0	0	0	311
TOTAL COURTS OF RECORD:	1	256	3	0	4	47	0	0	0	311
COUNTY TOTAL:	1	256	3	0	4	47	0	0	0	311
DELAWARE										
ADULT PROBATION	42	259	22	3	37	0	0	2	1	366
TOTAL COURTS OF RECORD:	42	259	22	3	37	0	0	2	1	366
MUNCIE CITY PROBATION	0	525	0	0	0	337	0	0	0	862
TOTAL CITY & TOWN:	0	525	0	0	0	337	0	0	0	862
COUNTY TOTAL:	42	784	22	3	37	337	0	2	1	1,228
DUBOIS										
PROBATION	0	159	38	0	12	0	13	6	0	228
TOTAL COURTS OF RECORD:	0	159	38	0	12	0	13	6	0	228
COUNTY TOTAL:	0	159	38	0	12	0	13	6	0	228

ADULT PROBATION
MISDEMEANOR SUPERVISIONS PENDING 01/01/2014

	PRE	POST	SPLIT	INTER-STATE	INTRA-STATE	IN LIEU OF PROSECUTION	WITHHELD	DRUG	OTHER	TOTAL
ELKHART										
PROBATION	1	1,069	52	5	23	42	0	0	0	1,192
TOTAL COURTS OF RECORD:	1	1,069	52	5	23	42	0	0	0	1,192
ELKHART CITY PROBATION	7	155	4	4	63	35	0	0	950	1,218
GOSHEN CITY PROBATION	0	302	2	0	40	0	0	0	0	344
TOTAL CITY & TOWN:	7	457	6	4	103	35	0	0	950	1,562
COUNTY TOTAL:	8	1,526	58	9	126	77	0	0	950	2,754
FAYETTE										
PROBATION	0	165	49	2	2	0	0	0	0	218
TOTAL COURTS OF RECORD:	0	165	49	2	2	0	0	0	0	218
COUNTY TOTAL:	0	165	49	2	2	0	0	0	0	218
FLOYD										
PROBATION	0	382	116	2	23	0	33	0	1	557
TOTAL COURTS OF RECORD:	0	382	116	2	23	0	33	0	1	557
COUNTY TOTAL:	0	382	116	2	23	0	33	0	1	557
FOUNTAIN										
PROBATION	0	60	0	1	4	0	0	0	0	65
TOTAL COURTS OF RECORD:	0	60	0	1	4	0	0	0	0	65
ATTICA CITY PROBATION	0	11	0	0	0	0	0	0	0	11
TOTAL CITY & TOWN:	0	11	0	0	0	0	0	0	0	11
COUNTY TOTAL:	0	71	0	1	4	0	0	0	0	76
FRANKLIN										
PROBATION	0	133	13	0	3	0	0	0	0	149
TOTAL COURTS OF RECORD:	0	133	13	0	3	0	0	0	0	149
COUNTY TOTAL:	0	133	13	0	3	0	0	0	0	149
FULTON										
PROBATION	0	210	5	0	2	0	0	0	0	217
TOTAL COURTS OF RECORD:	0	210	5	0	2	0	0	0	0	217
COUNTY TOTAL:	0	210	5	0	2	0	0	0	0	217
GIBSON										
PROBATION	1	242	34	1	17	19	4	6	1	325
TOTAL COURTS OF RECORD:	1	242	34	1	17	19	4	6	1	325
COUNTY TOTAL:	1	242	34	1	17	19	4	6	1	325
GRANT										
PROBATION	0	171	30	1	13	0	0	3	0	218
TOTAL COURTS OF RECORD:	0	171	30	1	13	0	0	3	0	218
GAS CITY PROBATION	0	292	0	0	0	0	0	0	0	292
MARION CITY PROBATION	0	0	0	0	0	0	0	0	0	0
TOTAL CITY & TOWN:	0	292	0	0	0	0	0	0	0	292
COUNTY TOTAL:	0	463	30	1	13	0	0	3	0	510
GREENE										
PROBATION	0	33	71	0	29	2	0	0	0	135
TOTAL COURTS OF RECORD:	0	33	71	0	29	2	0	0	0	135
COUNTY TOTAL:	0	33	71	0	29	2	0	0	0	135

ADULT PROBATION
MISDEMEANOR SUPERVISIONS PENDING 01/01/2014

	PRE	POST	SPLIT	INTER-STATE	INTRA-STATE	IN LIEU OF PROSECUTION	WITHHELD	DRUG	OTHER	TOTAL
HAMILTON										
PROBATION	0	1,145	202	3	36	0	60	2	0	1,448
TOTAL COURTS OF RECORD:	0	1,145	202	3	36	0	60	2	0	1,448
COUNTY TOTAL:	0	1,145	202	3	36	0	60	2	0	1,448
HANCOCK										
PROBATION	1	974	62	7	43	4	0	0	4	1,095
TOTAL COURTS OF RECORD:	1	974	62	7	43	4	0	0	4	1,095
COUNTY TOTAL:	1	974	62	7	43	4	0	0	4	1,095
HARRISON										
ADULT PROBATION	0	409	96	3	8	1	2	1	8	528
TOTAL COURTS OF RECORD:	0	409	96	3	8	1	2	1	8	528
COUNTY TOTAL:	0	409	96	3	8	1	2	1	8	528
HENDRICKS										
PROBATION	1	615	54	2	24	0	45	3	0	744
TOTAL COURTS OF RECORD:	1	615	54	2	24	0	45	3	0	744
PLAINFIELD TOWN PROBATION	0	63	1	0	0	0	13	0	0	77
TOTAL CITY & TOWN:	0	63	1	0	0	0	13	0	0	77
COUNTY TOTAL:	1	678	55	2	24	0	58	3	0	821
HENRY										
PROBATION	4	75	14	3	18	4	0	0	0	118
TOTAL COURTS OF RECORD:	4	75	14	3	18	4	0	0	0	118
COUNTY TOTAL:	4	75	14	3	18	4	0	0	0	118
HOWARD										
PROBATION	0	995	30	4	35	0	0	0	0	1,064
TOTAL COURTS OF RECORD:	0	995	30	4	35	0	0	0	0	1,064
COUNTY TOTAL:	0	995	30	4	35	0	0	0	0	1,064
HUNTINGTON										
PROBATION	0	108	368	0	4	5	0	12	3	500
TOTAL COURTS OF RECORD:	0	108	368	0	4	5	0	12	3	500
COUNTY TOTAL:	0	108	368	0	4	5	0	12	3	500
JACKSON										
PROBATION	1	327	164	0	5	0	0	0	0	497
TOTAL COURTS OF RECORD:	1	327	164	0	5	0	0	0	0	497
COUNTY TOTAL:	1	327	164	0	5	0	0	0	0	497
JASPER										
PROBATION	0	76	71	0	1	32	0	0	158	338
TOTAL COURTS OF RECORD:	0	76	71	0	1	32	0	0	158	338
COUNTY TOTAL:	0	76	71	0	1	32	0	0	158	338
JAY										
PROBATION	0	167	0	0	1	4	0	0	0	172
TOTAL COURTS OF RECORD:	0	167	0	0	1	4	0	0	0	172
COUNTY TOTAL:	0	167	0	0	1	4	0	0	0	172

ADULT PROBATION
MISDEMEANOR SUPERVISIONS PENDING 01/01/2014

	PRE	POST	SPLIT	INTER-STATE	INTRA-STATE	IN LIEU OF PROSECUTION	WITHHELD	DRUG	OTHER	TOTAL
JEFFERSON										
PROBATION	0	190	53	8	13	0	0	0	0	264
TOTAL COURTS OF RECORD:	0	190	53	8	13	0	0	0	0	264
COUNTY TOTAL:	0	190	53	8	13	0	0	0	0	264
JENNINGS										
PROBATION	0	424	2	1	9	0	0	0	0	436
TOTAL COURTS OF RECORD:	0	424	2	1	9	0	0	0	0	436
COUNTY TOTAL:	0	424	2	1	9	0	0	0	0	436
JOHNSON										
PROBATION	0	569	81	0	45	0	0	0	0	695
TOTAL COURTS OF RECORD:	0	569	81	0	45	0	0	0	0	695
GREENWOOD CITY PROBATION	26	680	16	2	4	2	0	36	2	768
TOTAL CITY & TOWN:	26	680	16	2	4	2	0	36	2	768
COUNTY TOTAL:	26	1,249	97	2	49	2	0	36	2	1,463
KNOX										
PROBATION	0	1,629	0	1	31	0	0	0	0	1,661
TOTAL COURTS OF RECORD:	0	1,629	0	1	31	0	0	0	0	1,661
COUNTY TOTAL:	0	1,629	0	1	31	0	0	0	0	1,661
KOSCIUSKO										
PROBATION	0	399	23	0	1	0	0	0	0	423
TOTAL COURTS OF RECORD:	0	399	23	0	1	0	0	0	0	423
COUNTY TOTAL:	0	399	23	0	1	0	0	0	0	423
LAGRANGE										
PROBATION	0	131	34	3	5	6	6	0	0	185
TOTAL COURTS OF RECORD:	0	131	34	3	5	6	6	0	0	185
COUNTY TOTAL:	0	131	34	3	5	6	6	0	0	185
LAKE										
ADULT PROBATION	933	2,147	49	292	49	229	238	6	243	4,186
TOTAL COURTS OF RECORD:	933	2,147	49	292	49	229	238	6	243	4,186
CROWN PT. CITY PROBATION	0	68	0	0	0	0	0	0	0	68
E. CHICAGO CITY PROBATION	0	444	15	0	9	1,728	0	0	88	2,284
GARY CITY PROBATION	0	2,285	4	0	0	57	1	0	0	2,347
HAMMOND CITY PROBATION	18	299	0	0	0	144	101	0	0	562
HOBART CITY PROBATION	0	71	0	0	0	0	0	0	3	74
LOWELL TOWN PROBATION	0	67	0	0	0	0	0	0	0	67
MERRILLVILLE TOWN PROBATION	0	726	0	0	0	0	10	0	0	736
SCHERERVILLE TOWN PROBATION	0	171	0	0	0	0	0	0	0	171
WHITING CITY PROBATION	0	47	0	0	0	0	41	0	0	88
TOTAL CITY & TOWN:	18	4,178	19	0	9	1,929	153	0	91	6,397
COUNTY TOTAL:	951	6,325	68	292	58	2,158	391	6	334	10,583
LAPORTE										
ADULT PROBATION	62	834	123	8	13	77	4	0	3	1,124
TOTAL COURTS OF RECORD:	62	834	123	8	13	77	4	0	3	1,124
COUNTY TOTAL:	62	834	123	8	13	77	4	0	3	1,124

ADULT PROBATION
MISDEMEANOR SUPERVISIONS PENDING 01/01/2014

	PRE	POST	SPLIT	INTER-STATE	INTRA-STATE	IN LIEU OF PROSECUTION	WITHHELD	DRUG	OTHER	TOTAL
LAWRENCE										
PROBATION	2	202	2	0	0	0	0	0	30	236
TOTAL COURTS OF RECORD:	2	202	2	0	0	0	0	0	30	236
COUNTY TOTAL:	2	202	2	0	0	0	0	0	30	236
MADISON										
ADULT PROBATION	17	1,050	2	9	4	227	0	0	4	1,313
TOTAL COURTS OF RECORD:	17	1,050	2	9	4	227	0	0	4	1,313
ANDERSON CITY PROBATION	5	4,537	10	0	0	90	55	0	0	4,697
ELWOOD CITY PROBATION	0	51	0	2	0	0	69	0	181	303
TOTAL CITY & TOWN:	5	4,588	10	2	0	90	124	0	181	5,000
COUNTY TOTAL:	22	5,638	12	11	4	317	124	0	185	6,313
MARION										
PROBATION	49	3,227	317	18	185	0	0	0	0	3,796
TOTAL COURTS OF RECORD:	49	3,227	317	18	185	0	0	0	0	3,796
COUNTY TOTAL:	49	3,227	317	18	185	0	0	0	0	3,796
MARSHALL										
PROBATION	0	484	15	0	2	0	81	0	0	582
TOTAL COURTS OF RECORD:	0	484	15	0	2	0	81	0	0	582
COUNTY TOTAL:	0	484	15	0	2	0	81	0	0	582
MARTIN										
PROBATION	0	43	0	0	4	0	0	0	0	47
TOTAL COURTS OF RECORD:	0	43	0	0	4	0	0	0	0	47
COUNTY TOTAL:	0	43	0	0	4	0	0	0	0	47
MIAMI										
PROBATION	0	490	6	4	32	2	0	0	38	572
TOTAL COURTS OF RECORD:	0	490	6	4	32	2	0	0	38	572
COUNTY TOTAL:	0	490	6	4	32	2	0	0	38	572
MONROE										
PROBATION	10	977	35	3	58	0	0	20	9	1,112
TOTAL COURTS OF RECORD:	10	977	35	3	58	0	0	20	9	1,112
COUNTY TOTAL:	10	977	35	3	58	0	0	20	9	1,112
MONTGOMERY										
PROBATION	2	272	47	1	18	3	0	1	0	344
TOTAL COURTS OF RECORD:	2	272	47	1	18	3	0	1	0	344
COUNTY TOTAL:	2	272	47	1	18	3	0	1	0	344
MORGAN										
PROBATION	2	344	0	1	39	39	0	0	0	425
TOTAL COURTS OF RECORD:	2	344	0	1	39	39	0	0	0	425
COUNTY TOTAL:	2	344	0	1	39	39	0	0	0	425
NEWTON										
PROBATION	0	106	13	0	5	240	0	0	0	364
TOTAL COURTS OF RECORD:	0	106	13	0	5	240	0	0	0	364
COUNTY TOTAL:	0	106	13	0	5	240	0	0	0	364

ADULT PROBATION
MISDEMEANOR SUPERVISIONS PENDING 01/01/2014

	PRE	POST	SPLIT	INTER-STATE	INTRA-STATE	IN LIEU OF PROSECUTION	WITHHELD	DRUG	OTHER	TOTAL
NOBLE										
PROBATION	0	169	234	0	3	3	0	0	10	419
TOTAL COURTS OF RECORD:	0	169	234	0	3	3	0	0	10	419
COUNTY TOTAL:	0	169	234	0	3	3	0	0	10	419
OHIO										
PROBATION	0	44	20	0	0	0	0	0	0	64
TOTAL COURTS OF RECORD:	0	44	20	0	0	0	0	0	0	64
COUNTY TOTAL:	0	44	20	0	0	0	0	0	0	64
ORANGE										
PROBATION	1	48	13	0	105	0	0	0	0	167
TOTAL COURTS OF RECORD:	1	48	13	0	105	0	0	0	0	167
COUNTY TOTAL:	1	48	13	0	105	0	0	0	0	167
OWEN										
PROBATION	0	85	16	0	18	0	0	0	0	119
TOTAL COURTS OF RECORD:	0	85	16	0	18	0	0	0	0	119
COUNTY TOTAL:	0	85	16	0	18	0	0	0	0	119
PARKE										
PROBATION	3	103	13	4	0	0	51	8	23	205
TOTAL COURTS OF RECORD:	3	103	13	4	0	0	51	8	23	205
COUNTY TOTAL:	3	103	13	4	0	0	51	8	23	205
PERRY										
PROBATION	0	347	3	5	14	0	0	0	0	369
TOTAL COURTS OF RECORD:	0	347	3	5	14	0	0	0	0	369
COUNTY TOTAL:	0	347	3	5	14	0	0	0	0	369
PIKE										
PROBATION	0	85	0	0	8	0	5	0	3	101
TOTAL COURTS OF RECORD:	0	85	0	0	8	0	5	0	3	101
COUNTY TOTAL:	0	85	0	0	8	0	5	0	3	101
PORTER										
ADULT PROBATION	33	2,775	2	5	5	0	0	0	0	2,820
TOTAL COURTS OF RECORD:	33	2,775	2	5	5	0	0	0	0	2,820
COUNTY TOTAL:	33	2,775	2	5	5	0	0	0	0	2,820
POSEY										
PROBATION	2	90	2	0	2	3	47	0	0	146
TOTAL COURTS OF RECORD:	2	90	2	0	2	3	47	0	0	146
COUNTY TOTAL:	2	90	2	0	2	3	47	0	0	146
PULASKI										
PROBATION	0	24	28	0	0	0	3	0	0	55
TOTAL COURTS OF RECORD:	0	24	28	0	0	0	3	0	0	55
COUNTY TOTAL:	0	24	28	0	0	0	3	0	0	55

ADULT PROBATION
MISDEMEANOR SUPERVISIONS PENDING 01/01/2014

	PRE	POST	SPLIT	INTER-STATE	INTRA-STATE	IN LIEU OF PROSECUTION	WITHHELD	DRUG	OTHER	TOTAL
PUTNAM										
ADULT PROBATION	1	372	26	2	20	112	0	0	42	575
TOTAL COURTS OF RECORD:	1	372	26	2	20	112	0	0	42	575
COUNTY TOTAL:	1	372	26	2	20	112	0	0	42	575
RANDOLPH										
PROBATION	0	88	32	0	0	20	0	0	0	140
TOTAL COURTS OF RECORD:	0	88	32	0	0	20	0	0	0	140
COUNTY TOTAL:	0	88	32	0	0	20	0	0	0	140
RIPLEY										
PROBATION	0	132	30	2	7	0	0	0	0	171
TOTAL COURTS OF RECORD:	0	132	30	2	7	0	0	0	0	171
COUNTY TOTAL:	0	132	30	2	7	0	0	0	0	171
RUSH										
PROBATION	0	6	149	0	3	0	0	0	0	158
TOTAL COURTS OF RECORD:	0	6	149	0	3	0	0	0	0	158
COUNTY TOTAL:	0	6	149	0	3	0	0	0	0	158
ST. JOSEPH										
ADULT PROBATION	0	1,408	9	9	43	106	0	0	0	1,575
TOTAL COURTS OF RECORD:	0	1,408	9	9	43	106	0	0	0	1,575
COUNTY TOTAL:	0	1,408	9	9	43	106	0	0	0	1,575
SCOTT										
PROBATION	9	352	5	0	25	12	0	0	0	403
TOTAL COURTS OF RECORD:	9	352	5	0	25	12	0	0	0	403
COUNTY TOTAL:	9	352	5	0	25	12	0	0	0	403
SHELBY										
PROBATION	0	182	30	0	4	0	0	0	0	216
TOTAL COURTS OF RECORD:	0	182	30	0	4	0	0	0	0	216
COUNTY TOTAL:	0	182	30	0	4	0	0	0	0	216
SPENCER										
PROBATION	0	175	0	1	3	0	0	0	0	179
TOTAL COURTS OF RECORD:	0	175	0	1	3	0	0	0	0	179
COUNTY TOTAL:	0	175	0	1	3	0	0	0	0	179
STARKE										
PROBATION	0	0	18	3	12	0	0	0	0	33
TOTAL COURTS OF RECORD:	0	0	18	3	12	0	0	0	0	33
COUNTY TOTAL:	0	0	18	3	12	0	0	0	0	33
STEUBEN										
PROBATION	0	249	10	0	1	0	0	0	0	260
TOTAL COURTS OF RECORD:	0	249	10	0	1	0	0	0	0	260
COUNTY TOTAL:	0	249	10	0	1	0	0	0	0	260

ADULT PROBATION
MISDEMEANOR SUPERVISIONS PENDING 01/01/2014

	PRE	POST	SPLIT	INTER- STATE	INTRA- STATE	IN LIEU OF PROSECUTION	WITHHELD	DRUG	OTHER	TOTAL
SULLIVAN										
PROBATION	0	248	81	0	25	0	0	0	0	354
TOTAL COURTS OF RECORD:	0	248	81	0	25	0	0	0	0	354
COUNTY TOTAL:	0	248	81	0	25	0	0	0	0	354
SWITZERLAND										
PROBATION	0	87	1	1	0	0	0	0	0	89
TOTAL COURTS OF RECORD:	0	87	1	1	0	0	0	0	0	89
COUNTY TOTAL:	0	87	1	1	0	0	0	0	0	89
TIPPECANOE										
PROBATION	0	145	139	2	129	0	0	0	9	424
TOTAL COURTS OF RECORD:	0	145	139	2	129	0	0	0	9	424
COUNTY TOTAL:	0	145	139	2	129	0	0	0	9	424
TIPTON										
PROBATION	0	27	51	3	14	0	1	0	0	96
TOTAL COURTS OF RECORD:	0	27	51	3	14	0	1	0	0	96
COUNTY TOTAL:	0	27	51	3	14	0	1	0	0	96
UNION										
PROBATION	0	12	6	1	2	0	0	0	0	21
TOTAL COURTS OF RECORD:	0	12	6	1	2	0	0	0	0	21
COUNTY TOTAL:	0	12	6	1	2	0	0	0	0	21
VANDERBURGH										
PROBATION	0	479	8	1	45	0	4	0	6	543
TOTAL COURTS OF RECORD:	0	479	8	1	45	0	4	0	6	543
COUNTY TOTAL:	0	479	8	1	45	0	4	0	6	543
VERMILLION										
PROBATION	0	170	0	3	0	0	0	0	0	173
TOTAL COURTS OF RECORD:	0	170	0	3	0	0	0	0	0	173
COUNTY TOTAL:	0	170	0	3	0	0	0	0	0	173
VIGO										
ADULT PROBATION	1	168	8	4	52	0	0	0	1	234
TOTAL COURTS OF RECORD:	1	168	8	4	52	0	0	0	1	234
COUNTY TOTAL:	1	168	8	4	52	0	0	0	1	234
WABASH										
PROBATION	3	326	30	0	2	7	15	0	0	383
TOTAL COURTS OF RECORD:	3	326	30	0	2	7	15	0	0	383
COUNTY TOTAL:	3	326	30	0	2	7	15	0	0	383
WARREN										
PROBATION	0	63	0	0	5	59	0	0	0	127
TOTAL COURTS OF RECORD:	0	63	0	0	5	59	0	0	0	127
COUNTY TOTAL:	0	63	0	0	5	59	0	0	0	127

ADULT PROBATION
MISDEMEANOR SUPERVISIONS PENDING 01/01/2014

	PRE	POST	SPLIT	INTER- STATE	INTRA- STATE	IN LIEU OF PROSECUTION	WITHHELD	DRUG	OTHER	TOTAL
WARRICK										
PROBATION	0	484	39	4	15	17	31	0	0	590
TOTAL COURTS OF RECORD:	0	484	39	4	15	17	31	0	0	590
COUNTY TOTAL:	0	484	39	4	15	17	31	0	0	590
WASHINGTON										
PROBATION	71	252	25	1	14	0	0	0	0	363
TOTAL COURTS OF RECORD:	71	252	25	1	14	0	0	0	0	363
COUNTY TOTAL:	71	252	25	1	14	0	0	0	0	363
WAYNE										
PROBATION	3	88	52	3	6	11	0	0	17	180
TOTAL COURTS OF RECORD:	3	88	52	3	6	11	0	0	17	180
COUNTY TOTAL:	3	88	52	3	6	11	0	0	17	180
WELLS										
PROBATION	0	67	113	0	4	0	1	0	0	185
TOTAL COURTS OF RECORD:	0	67	113	0	4	0	1	0	0	185
COUNTY TOTAL:	0	67	113	0	4	0	1	0	0	185
WHITE										
PROBATION	0	318	74	0	5	0	0	0	0	397
TOTAL COURTS OF RECORD:	0	318	74	0	5	0	0	0	0	397
COUNTY TOTAL:	0	318	74	0	5	0	0	0	0	397
WHITLEY										
PROBATION	1	12	46	1	2	0	0	0	1	63
TOTAL COURTS OF RECORD:	1	12	46	1	2	0	0	0	1	63
COUNTY TOTAL:	1	12	46	1	2	0	0	0	1	63
STATE TOTALS										
GRAND TOTAL CIRCUIT, SUPERIOR & PROBATE:	1,285	37,635	4,936	465	1,728	1,393	649	70	682	48,843
GRAND TOTAL CITY & TOWN:	56	11,732	52	8	116	2,393	290	36	1,333	16,016
GRAND TOTAL:	1,341	49,367	4,988	473	1,844	3,786	939	106	2,015	64,859

**ADULT PROBATION
MISDEMEANOR SUPERVISIONS RECEIVED**

	PRE	POST	SPLIT	INTER- STATE	INTRA- STATE	IN LIEU OF PROSECUTION	WITHHELD	DRUG	OTHER	TOTAL
ADAMS										
PROBATION	0	168	3	1	9	0	0	0	0	181
TOTAL COURTS OF RECORD:	0	168	3	1	9	0	0	0	0	181
COUNTY TOTAL:	0	168	3	1	9	0	0	0	0	181
ALLEN										
ADULT PROBATION	0	139	57	1	59	0	0	0	0	256
TOTAL COURTS OF RECORD:	0	139	57	1	59	0	0	0	0	256
COUNTY TOTAL:	0	139	57	1	59	0	0	0	0	256
BARTHOLOMEW										
PROBATION	8	776	12	2	25	0	0	0	0	823
TOTAL COURTS OF RECORD:	8	776	12	2	25	0	0	0	0	823
COUNTY TOTAL:	8	776	12	2	25	0	0	0	0	823
BENTON										
PROBATION	0	76	9	2	0	0	0	0	0	87
TOTAL COURTS OF RECORD:	0	76	9	2	0	0	0	0	0	87
COUNTY TOTAL:	0	76	9	2	0	0	0	0	0	87
BLACKFORD										
PROBATION	0	98	7	0	8	0	0	0	0	113
TOTAL COURTS OF RECORD:	0	98	7	0	8	0	0	0	0	113
COUNTY TOTAL:	0	98	7	0	8	0	0	0	0	113
BOONE										
PROBATION	0	421	15	0	43	84	0	0	0	563
TOTAL COURTS OF RECORD:	0	421	15	0	43	84	0	0	0	563
COUNTY TOTAL:	0	421	15	0	43	84	0	0	0	563
BROWN										
PROBATION	0	78	10	0	1	0	0	0	1	90
TOTAL COURTS OF RECORD:	0	78	10	0	1	0	0	0	1	90
COUNTY TOTAL:	0	78	10	0	1	0	0	0	1	90
CARROLL										
PROBATION	0	128	5	0	4	0	0	0	0	137
TOTAL COURTS OF RECORD:	0	128	5	0	4	0	0	0	0	137
COUNTY TOTAL:	0	128	5	0	4	0	0	0	0	137
CASS										
ADULT PROBATION	0	240	70	0	13	0	0	0	0	323
TOTAL COURTS OF RECORD:	0	240	70	0	13	0	0	0	0	323
COUNTY TOTAL:	0	240	70	0	13	0	0	0	0	323
CLARK										
PROBATION	10	1,092	14	5	16	0	0	0	3	1,140
TOTAL COURTS OF RECORD:	10	1,092	14	5	16	0	0	0	3	1,140
CLARKSVILLE TOWN PROBATION	0	696	0	0	0	0	1	0	0	697
JEFFERSONVILLE CITY PROBATION	0	252	0	0	0	0	0	0	18	270
TOTAL CITY & TOWN:	0	948	0	0	0	0	1	0	18	967
COUNTY TOTAL:	10	2,040	14	5	16	0	1	0	21	2,107

ADULT PROBATION
MISDEMEANOR SUPERVISIONS RECEIVED

	PRE	POST	SPLIT	INTER-STATE	INTRA-STATE	IN LIEU OF PROSECUTION	WITHHELD	DRUG	OTHER	TOTAL
CLAY										
PROBATION	0	325	0	0	11	0	0	0	0	336
TOTAL COURTS OF RECORD:	0	325	0	0	11	0	0	0	0	336
COUNTY TOTAL:	0	325	0	0	11	0	0	0	0	336
CLINTON										
PROBATION	3	167	160	2	6	1	10	0	0	349
TOTAL COURTS OF RECORD:	3	167	160	2	6	1	10	0	0	349
COUNTY TOTAL:	3	167	160	2	6	1	10	0	0	349
CRAWFORD										
PROBATION	0	11	34	0	2	0	0	0	0	47
TOTAL COURTS OF RECORD:	0	11	34	0	2	0	0	0	0	47
COUNTY TOTAL:	0	11	34	0	2	0	0	0	0	47
DAVIESS										
PROBATION	0	214	15	0	17	9	2	0	0	257
TOTAL COURTS OF RECORD:	0	214	15	0	17	9	2	0	0	257
COUNTY TOTAL:	0	214	15	0	17	9	2	0	0	257
DEARBORN										
PROBATION	15	185	350	4	4	0	0	0	1	559
TOTAL COURTS OF RECORD:	15	185	350	4	4	0	0	0	1	559
COUNTY TOTAL:	15	185	350	4	4	0	0	0	1	559
DECATUR										
ADULT PROBATION	0	52	98	1	11	0	0	0	0	162
TOTAL COURTS OF RECORD:	0	52	98	1	11	0	0	0	0	162
COUNTY TOTAL:	0	52	98	1	11	0	0	0	0	162
DEKALB										
PROBATION	0	254	1	1	4	60	0	0	0	320
TOTAL COURTS OF RECORD:	0	254	1	1	4	60	0	0	0	320
COUNTY TOTAL:	0	254	1	1	4	60	0	0	0	320
DELAWARE										
ADULT PROBATION	16	206	10	0	25	0	0	1	0	258
TOTAL COURTS OF RECORD:	16	206	10	0	25	0	0	1	0	258
MUNCIE CITY PROBATION	0	455	0	0	0	308	0	0	0	763
TOTAL CITY & TOWN:	0	455	0	0	0	308	0	0	0	763
COUNTY TOTAL:	16	661	10	0	25	308	0	1	0	1,021
DUBOIS										
PROBATION	0	287	55	0	20	0	10	0	0	372
TOTAL COURTS OF RECORD:	0	287	55	0	20	0	10	0	0	372
COUNTY TOTAL:	0	287	55	0	20	0	10	0	0	372

**ADULT PROBATION
MISDEMEANOR SUPERVISIONS RECEIVED**

	PRE	POST	SPLIT	INTER-STATE	INTRA-STATE	IN LIEU OF PROSECUTION	WITHHELD	DRUG	OTHER	TOTAL
ELKHART										
PROBATION	0	762	67	2	19	25	8	0	0	883
TOTAL COURTS OF RECORD:	0	762	67	2	19	25	8	0	0	883
ELKHART CITY PROBATION	0	678	0	1	0	0	0	0	72	751
GOSHEN CITY PROBATION	0	335	0	0	34	0	0	0	0	369
TOTAL CITY & TOWN:	0	1,013	0	1	34	0	0	0	72	1,120
COUNTY TOTAL:	0	1,775	67	3	53	25	8	0	72	2,003
FAYETTE										
PROBATION	0	165	27	0	5	0	0	0	0	197
TOTAL COURTS OF RECORD:	0	165	27	0	5	0	0	0	0	197
COUNTY TOTAL:	0	165	27	0	5	0	0	0	0	197
FLOYD										
PROBATION	0	358	142	2	33	1	16	0	0	552
TOTAL COURTS OF RECORD:	0	358	142	2	33	1	16	0	0	552
COUNTY TOTAL:	0	358	142	2	33	1	16	0	0	552
FOUNTAIN										
PROBATION	0	49	0	2	4	0	0	0	0	55
TOTAL COURTS OF RECORD:	0	49	0	2	4	0	0	0	0	55
ATTICA CITY PROBATION	0	10	0	0	0	0	0	0	0	10
TOTAL CITY & TOWN:	0	10	0	0	0	0	0	0	0	10
COUNTY TOTAL:	0	59	0	2	4	0	0	0	0	65
FRANKLIN										
PROBATION	0	157	99	0	11	1	0	0	0	268
TOTAL COURTS OF RECORD:	0	157	99	0	11	1	0	0	0	268
COUNTY TOTAL:	0	157	99	0	11	1	0	0	0	268
FULTON										
PROBATION	0	189	2	0	4	0	0	0	0	195
TOTAL COURTS OF RECORD:	0	189	2	0	4	0	0	0	0	195
COUNTY TOTAL:	0	189	2	0	4	0	0	0	0	195
GIBSON										
PROBATION	5	302	26	1	20	36	21	2	2	415
TOTAL COURTS OF RECORD:	5	302	26	1	20	36	21	2	2	415
COUNTY TOTAL:	5	302	26	1	20	36	21	2	2	415
GRANT										
PROBATION	0	191	37	1	0	0	0	1	0	230
TOTAL COURTS OF RECORD:	0	191	37	1	0	0	0	1	0	230
GAS CITY PROBATION	0	58	0	0	0	0	0	0	0	58
MARION CITY PROBATION	0	197	120	0	0	0	0	0	0	317
TOTAL CITY & TOWN:	0	255	120	0	0	0	0	0	0	375
COUNTY TOTAL:	0	446	157	1	0	0	0	1	0	605
GREENE										
PROBATION	0	43	79	0	22	0	0	0	0	144
TOTAL COURTS OF RECORD:	0	43	79	0	22	0	0	0	0	144
COUNTY TOTAL:	0	43	79	0	22	0	0	0	0	144

**ADULT PROBATION
MISDEMEANOR SUPERVISIONS RECEIVED**

	PRE	POST	SPLIT	INTER- STATE	INTRA- STATE	IN LIEU OF PROSECUTION	WITHHELD	DRUG	OTHER	TOTAL
HAMILTON										
PROBATION	0	1,342	274	3	41	0	51	1	0	1,712
TOTAL COURTS OF RECORD:	0	1,342	274	3	41	0	51	1	0	1,712
COUNTY TOTAL:	0	1,342	274	3	41	0	51	1	0	1,712
HANCOCK										
PROBATION	0	425	67	0	16	0	0	0	0	508
TOTAL COURTS OF RECORD:	0	425	67	0	16	0	0	0	0	508
COUNTY TOTAL:	0	425	67	0	16	0	0	0	0	508
HARRISON										
ADULT PROBATION	0	139	42	15	18	0	0	0	24	238
TOTAL COURTS OF RECORD:	0	139	42	15	18	0	0	0	24	238
COUNTY TOTAL:	0	139	42	15	18	0	0	0	24	238
HENDRICKS										
PROBATION	3	518	38	2	35	0	46	0	1	643
TOTAL COURTS OF RECORD:	3	518	38	2	35	0	46	0	1	643
PLAINFIELD TOWN PROBATION	0	92	3	0	0	1	4	0	0	100
TOTAL CITY & TOWN:	0	92	3	0	0	1	4	0	0	100
COUNTY TOTAL:	3	610	41	2	35	1	50	0	1	743
HENRY										
PROBATION	2	20	5	1	5	2	2	0	0	37
TOTAL COURTS OF RECORD:	2	20	5	1	5	2	2	0	0	37
COUNTY TOTAL:	2	20	5	1	5	2	2	0	0	37
HOWARD										
PROBATION	2	727	15	0	15	0	0	0	0	759
TOTAL COURTS OF RECORD:	2	727	15	0	15	0	0	0	0	759
COUNTY TOTAL:	2	727	15	0	15	0	0	0	0	759
HUNTINGTON										
PROBATION	1	56	51	0	2	0	0	0	0	110
TOTAL COURTS OF RECORD:	1	56	51	0	2	0	0	0	0	110
COUNTY TOTAL:	1	56	51	0	2	0	0	0	0	110
JACKSON										
PROBATION	1	254	230	1	18	0	0	0	0	504
TOTAL COURTS OF RECORD:	1	254	230	1	18	0	0	0	0	504
COUNTY TOTAL:	1	254	230	1	18	0	0	0	0	504
JASPER										
PROBATION	0	237	25	8	9	7	0	0	82	368
TOTAL COURTS OF RECORD:	0	237	25	8	9	7	0	0	82	368
COUNTY TOTAL:	0	237	25	8	9	7	0	0	82	368
JAY										
PROBATION	0	140	0	0	4	7	0	0	0	151
TOTAL COURTS OF RECORD:	0	140	0	0	4	7	0	0	0	151
COUNTY TOTAL:	0	140	0	0	4	7	0	0	0	151

**ADULT PROBATION
MISDEMEANOR SUPERVISIONS RECEIVED**

	PRE	POST	SPLIT	INTER-STATE	INTRA-STATE	IN LIEU OF PROSECUTION	WITHHELD	DRUG	OTHER	TOTAL
JEFFERSON										
PROBATION	0	81	14	2	17	0	0	0	0	114
TOTAL COURTS OF RECORD:	0	81	14	2	17	0	0	0	0	114
COUNTY TOTAL:	0	81	14	2	17	0	0	0	0	114
JENNINGS										
PROBATION	0	233	1	1	11	0	0	0	0	246
TOTAL COURTS OF RECORD:	0	233	1	1	11	0	0	0	0	246
COUNTY TOTAL:	0	233	1	1	11	0	0	0	0	246
JOHNSON										
PROBATION	0	380	20	1	54	0	0	0	0	455
TOTAL COURTS OF RECORD:	0	380	20	1	54	0	0	0	0	455
GREENWOOD CITY PROBATION	117	461	0	0	0	0	0	9	2	589
TOTAL CITY & TOWN:	117	461	0	0	0	0	0	9	2	589
COUNTY TOTAL:	117	841	20	1	54	0	0	9	2	1,044
KNOX										
PROBATION	0	749	0	0	15	0	0	0	0	764
TOTAL COURTS OF RECORD:	0	749	0	0	15	0	0	0	0	764
COUNTY TOTAL:	0	749	0	0	15	0	0	0	0	764
KOSCIUSKO										
PROBATION	0	426	20	0	5	0	0	0	0	451
TOTAL COURTS OF RECORD:	0	426	20	0	5	0	0	0	0	451
COUNTY TOTAL:	0	426	20	0	5	0	0	0	0	451
LAGRANGE										
PROBATION	0	194	68	0	6	0	29	0	0	297
TOTAL COURTS OF RECORD:	0	194	68	0	6	0	29	0	0	297
COUNTY TOTAL:	0	194	68	0	6	0	29	0	0	297
LAKE										
ADULT PROBATION	14	2,117	23	59	58	35	33	13	29	2,381
TOTAL COURTS OF RECORD:	14	2,117	23	59	58	35	33	13	29	2,381
CROWN PT. CITY PROBATION	0	109	0	0	0	0	0	0	0	109
E. CHICAGO CITY PROBATION	0	123	1	2	0	811	0	0	0	937
GARY CITY PROBATION	0	248	0	2	3	159	0	0	0	412
HAMMOND CITY PROBATION	87	426	0	1	1	188	117	0	0	820
HOBART CITY PROBATION	0	82	0	0	0	0	0	0	1	83
LOWELL TOWN PROBATION	0	96	0	0	0	0	0	0	0	96
MERRILLVILLE TOWN PROBATION	0	175	0	0	0	0	4	0	0	179
SCHERERVILLE TOWN PROBATION	0	147	0	0	0	0	0	0	0	147
WHITING CITY PROBATION	0	32	0	0	0	0	53	0	0	85
TOTAL CITY & TOWN:	87	1,438	1	5	4	1,158	174	0	1	2,868
COUNTY TOTAL:	101	3,555	24	64	62	1,193	207	13	30	5,249
LAPORTE										
ADULT PROBATION	111	860	95	6	6	13	9	0	2	1,102
TOTAL COURTS OF RECORD:	111	860	95	6	6	13	9	0	2	1,102
COUNTY TOTAL:	111	860	95	6	6	13	9	0	2	1,102

**ADULT PROBATION
MISDEMEANOR SUPERVISIONS RECEIVED**

	PRE	POST	SPLIT	INTER-STATE	INTRA-STATE	IN LIEU OF PROSECUTION	WITHHELD	DRUG	OTHER	TOTAL
LAWRENCE										
PROBATION	0	254	9	0	2	0	0	0	29	294
TOTAL COURTS OF RECORD:	0	254	9	0	2	0	0	0	29	294
COUNTY TOTAL:	0	254	9	0	2	0	0	0	29	294
MADISON										
ADULT PROBATION	16	585	10	1	27	0	0	0	0	639
TOTAL COURTS OF RECORD:	16	585	10	1	27	0	0	0	0	639
ANDERSON CITY PROBATION	0	727	13	0	0	47	2	0	0	789
ELWOOD CITY PROBATION	0	298	0	3	0	0	33	0	13	347
TOTAL CITY & TOWN:	0	1,025	13	3	0	47	35	0	13	1,136
COUNTY TOTAL:	16	1,610	23	4	27	47	35	0	13	1,775
MARION										
PROBATION	84	4,076	434	7	248	0	0	0	0	4,849
TOTAL COURTS OF RECORD:	84	4,076	434	7	248	0	0	0	0	4,849
COUNTY TOTAL:	84	4,076	434	7	248	0	0	0	0	4,849
MARSHALL										
PROBATION	0	325	21	3	8	0	64	0	0	421
TOTAL COURTS OF RECORD:	0	325	21	3	8	0	64	0	0	421
COUNTY TOTAL:	0	325	21	3	8	0	64	0	0	421
MARTIN										
PROBATION	0	28	0	0	11	0	0	0	0	39
TOTAL COURTS OF RECORD:	0	28	0	0	11	0	0	0	0	39
COUNTY TOTAL:	0	28	0	0	11	0	0	0	0	39
MIAMI										
PROBATION	0	176	2	0	10	0	0	0	6	194
TOTAL COURTS OF RECORD:	0	176	2	0	10	0	0	0	6	194
COUNTY TOTAL:	0	176	2	0	10	0	0	0	6	194
MONROE										
PROBATION	107	836	15	1	74	0	0	8	21	1,062
TOTAL COURTS OF RECORD:	107	836	15	1	74	0	0	8	21	1,062
COUNTY TOTAL:	107	836	15	1	74	0	0	8	21	1,062
MONTGOMERY										
PROBATION	1	215	74	1	14	0	0	0	3	308
TOTAL COURTS OF RECORD:	1	215	74	1	14	0	0	0	3	308
COUNTY TOTAL:	1	215	74	1	14	0	0	0	3	308
MORGAN										
PROBATION	3	323	3	0	42	40	0	0	0	411
TOTAL COURTS OF RECORD:	3	323	3	0	42	40	0	0	0	411
COUNTY TOTAL:	3	323	3	0	42	40	0	0	0	411
NEWTON										
PROBATION	0	116	0	0	2	89	0	0	0	207
TOTAL COURTS OF RECORD:	0	116	0	0	2	89	0	0	0	207
COUNTY TOTAL:	0	116	0	0	2	89	0	0	0	207

**ADULT PROBATION
MISDEMEANOR SUPERVISIONS RECEIVED**

	PRE	POST	SPLIT	INTER-STATE	INTRA-STATE	IN LIEU OF PROSECUTION	WITHHELD	DRUG	OTHER	TOTAL
NOBLE										
PROBATION	0	106	145	18	25	3	0	0	13	310
TOTAL COURTS OF RECORD:	0	106	145	18	25	3	0	0	13	310
COUNTY TOTAL:	0	106	145	18	25	3	0	0	13	310
OHIO										
PROBATION	0	40	19	0	0	0	0	0	0	59
TOTAL COURTS OF RECORD:	0	40	19	0	0	0	0	0	0	59
COUNTY TOTAL:	0	40	19	0	0	0	0	0	0	59
ORANGE										
PROBATION	18	6	5	0	13	0	0	0	0	42
TOTAL COURTS OF RECORD:	18	6	5	0	13	0	0	0	0	42
COUNTY TOTAL:	18	6	5	0	13	0	0	0	0	42
OWEN										
PROBATION	0	142	29	0	32	0	0	0	0	203
TOTAL COURTS OF RECORD:	0	142	29	0	32	0	0	0	0	203
COUNTY TOTAL:	0	142	29	0	32	0	0	0	0	203
PARKE										
PROBATION	3	100	9	0	2	0	59	0	30	203
TOTAL COURTS OF RECORD:	3	100	9	0	2	0	59	0	30	203
COUNTY TOTAL:	3	100	9	0	2	0	59	0	30	203
PERRY										
PROBATION	0	214	9	1	6	0	0	0	0	230
TOTAL COURTS OF RECORD:	0	214	9	1	6	0	0	0	0	230
COUNTY TOTAL:	0	214	9	1	6	0	0	0	0	230
PIKE										
PROBATION	0	121	3	0	4	1	0	0	0	129
TOTAL COURTS OF RECORD:	0	121	3	0	4	1	0	0	0	129
COUNTY TOTAL:	0	121	3	0	4	1	0	0	0	129
PORTER										
ADULT PROBATION	55	1,513	8	2	10	0	0	0	0	1,588
TOTAL COURTS OF RECORD:	55	1,513	8	2	10	0	0	0	0	1,588
COUNTY TOTAL:	55	1,513	8	2	10	0	0	0	0	1,588
POSEY										
PROBATION	0	93	5	1	0	1	29	0	0	129
TOTAL COURTS OF RECORD:	0	93	5	1	0	1	29	0	0	129
COUNTY TOTAL:	0	93	5	1	0	1	29	0	0	129
PULASKI										
PROBATION	0	48	26	0	1	0	0	0	0	75
TOTAL COURTS OF RECORD:	0	48	26	0	1	0	0	0	0	75
COUNTY TOTAL:	0	48	26	0	1	0	0	0	0	75

ADULT PROBATION
MISDEMEANOR SUPERVISIONS RECEIVED

	PRE	POST	SPLIT	INTER-STATE	INTRA-STATE	IN LIEU OF PROSECUTION	WITHHELD	DRUG	OTHER	TOTAL
PUTNAM										
ADULT PROBATION	2	181	13	3	23	68	0	0	23	313
TOTAL COURTS OF RECORD:	2	181	13	3	23	68	0	0	23	313
COUNTY TOTAL:	2	181	13	3	23	68	0	0	23	313
RANDOLPH										
PROBATION	0	37	8	2	1	6	0	0	0	54
TOTAL COURTS OF RECORD:	0	37	8	2	1	6	0	0	0	54
COUNTY TOTAL:	0	37	8	2	1	6	0	0	0	54
RIPLEY										
PROBATION	1	202	34	0	7	0	0	0	0	244
TOTAL COURTS OF RECORD:	1	202	34	0	7	0	0	0	0	244
COUNTY TOTAL:	1	202	34	0	7	0	0	0	0	244
RUSH										
PROBATION	0	3	79	0	5	0	0	0	0	87
TOTAL COURTS OF RECORD:	0	3	79	0	5	0	0	0	0	87
COUNTY TOTAL:	0	3	79	0	5	0	0	0	0	87
ST. JOSEPH										
ADULT PROBATION	1	1,200	5	2	39	64	3	0	0	1,314
TOTAL COURTS OF RECORD:	1	1,200	5	2	39	64	3	0	0	1,314
COUNTY TOTAL:	1	1,200	5	2	39	64	3	0	0	1,314
SCOTT										
PROBATION	0	228	42	0	17	0	0	0	0	287
TOTAL COURTS OF RECORD:	0	228	42	0	17	0	0	0	0	287
COUNTY TOTAL:	0	228	42	0	17	0	0	0	0	287
SHELBY										
PROBATION	0	246	20	0	10	0	0	0	0	276
TOTAL COURTS OF RECORD:	0	246	20	0	10	0	0	0	0	276
COUNTY TOTAL:	0	246	20	0	10	0	0	0	0	276
SPENCER										
PROBATION	0	148	0	0	14	0	0	0	0	162
TOTAL COURTS OF RECORD:	0	148	0	0	14	0	0	0	0	162
COUNTY TOTAL:	0	148	0	0	14	0	0	0	0	162
STARKE										
PROBATION	0	0	15	0	4	0	0	0	1	20
TOTAL COURTS OF RECORD:	0	0	15	0	4	0	0	0	1	20
COUNTY TOTAL:	0	0	15	0	4	0	0	0	1	20
STEUBEN										
PROBATION	0	193	50	1	1	0	0	0	0	245
TOTAL COURTS OF RECORD:	0	193	50	1	1	0	0	0	0	245
COUNTY TOTAL:	0	193	50	1	1	0	0	0	0	245

**ADULT PROBATION
MISDEMEANOR SUPERVISIONS RECEIVED**

	PRE	POST	SPLIT	INTER- STATE	INTRA- STATE	IN LIEU OF PROSECUTION	WITHHELD	DRUG	OTHER	TOTAL
SULLIVAN										
PROBATION	0	124	73	0	13	0	0	0	0	210
TOTAL COURTS OF RECORD:	0	124	73	0	13	0	0	0	0	210
COUNTY TOTAL:	0	124	73	0	13	0	0	0	0	210
SWITZERLAND										
PROBATION	0	73	0	0	4	0	0	0	0	77
TOTAL COURTS OF RECORD:	0	73	0	0	4	0	0	0	0	77
COUNTY TOTAL:	0	73	0	0	4	0	0	0	0	77
TIPPECANOE										
PROBATION	0	73	76	3	39	0	0	0	0	191
TOTAL COURTS OF RECORD:	0	73	76	3	39	0	0	0	0	191
COUNTY TOTAL:	0	73	76	3	39	0	0	0	0	191
TIPTON										
PROBATION	0	65	27	0	1	0	0	0	0	93
TOTAL COURTS OF RECORD:	0	65	27	0	1	0	0	0	0	93
COUNTY TOTAL:	0	65	27	0	1	0	0	0	0	93
UNION										
PROBATION	0	8	5	0	1	0	0	0	0	14
TOTAL COURTS OF RECORD:	0	8	5	0	1	0	0	0	0	14
COUNTY TOTAL:	0	8	5	0	1	0	0	0	0	14
VANDERBURGH										
PROBATION	0	344	3	3	35	0	10	0	3	398
TOTAL COURTS OF RECORD:	0	344	3	3	35	0	10	0	3	398
COUNTY TOTAL:	0	344	3	3	35	0	10	0	3	398
VERMILLION										
PROBATION	0	131	0	0	1	0	0	0	0	132
TOTAL COURTS OF RECORD:	0	131	0	0	1	0	0	0	0	132
COUNTY TOTAL:	0	131	0	0	1	0	0	0	0	132
VIGO										
ADULT PROBATION	0	108	6	4	39	0	0	0	5	162
TOTAL COURTS OF RECORD:	0	108	6	4	39	0	0	0	5	162
COUNTY TOTAL:	0	108	6	4	39	0	0	0	5	162
WABASH										
PROBATION	15	288	10	2	7	11	30	1	0	364
TOTAL COURTS OF RECORD:	15	288	10	2	7	11	30	1	0	364
COUNTY TOTAL:	15	288	10	2	7	11	30	1	0	364
WARREN										
PROBATION	0	58	0	0	8	19	0	0	0	85
TOTAL COURTS OF RECORD:	0	58	0	0	8	19	0	0	0	85
COUNTY TOTAL:	0	58	0	0	8	19	0	0	0	85

**ADULT PROBATION
MISDEMEANOR SUPERVISIONS RECEIVED**

	PRE	POST	SPLIT	INTER- STATE	INTRA- STATE	IN LIEU OF PROSECUTION	WITHHELD	DRUG	OTHER	TOTAL
WARRICK										
PROBATION	0	380	23	1	12	9	17	0	0	442
TOTAL COURTS OF RECORD:	0	380	23	1	12	9	17	0	0	442
COUNTY TOTAL:	0	380	23	1	12	9	17	0	0	442
WASHINGTON										
PROBATION	150	157	5	0	11	0	0	0	0	323
TOTAL COURTS OF RECORD:	150	157	5	0	11	0	0	0	0	323
COUNTY TOTAL:	150	157	5	0	11	0	0	0	0	323
WAYNE										
PROBATION	9	180	74	2	20	18	0	0	20	323
TOTAL COURTS OF RECORD:	9	180	74	2	20	18	0	0	20	323
COUNTY TOTAL:	9	180	74	2	20	18	0	0	20	323
WELLS										
PROBATION	0	57	180	0	9	0	0	0	0	246
TOTAL COURTS OF RECORD:	0	57	180	0	9	0	0	0	0	246
COUNTY TOTAL:	0	57	180	0	9	0	0	0	0	246
WHITE										
PROBATION	0	219	49	1	0	0	0	0	0	269
TOTAL COURTS OF RECORD:	0	219	49	1	0	0	0	0	0	269
COUNTY TOTAL:	0	219	49	1	0	0	0	0	0	269
WHITLEY										
PROBATION	2	8	58	0	4	4	0	0	0	76
TOTAL COURTS OF RECORD:	2	8	58	0	4	4	0	0	0	76
COUNTY TOTAL:	2	8	58	0	4	4	0	0	0	76
STATE TOTALS										
GRAND TOTAL CIRCUIT, SUPERIOR & PROBATE:	658	30,059	4,073	185	1,587	614	449	27	299	37,951
GRAND TOTAL CITY & TOWN:	204	5,697	137	9	38	1,514	214	9	106	7,928
GRAND TOTAL:	862	35,756	4,210	194	1,625	2,128	663	36	405	45,879

**ADULT PROBATION
MISDEMEANOR SUPERVISIONS REOPENED**

	PRE	POST	SPLIT	INTER- STATE	INTRA- STATE	IN LIEU OF PROSECUTION	WITHHELD	DRUG	OTHER	TOTAL
ADAMS										
PROBATION	0	0	0	0	0	0	0	0	0	0
TOTAL COURTS OF RECORD:	0	0	0	0	0	0	0	0	0	0
COUNTY TOTAL:	0	0	0	0	0	0	0	0	0	0
ALLEN										
ADULT PROBATION	0	0	0	1	1	0	0	0	0	2
TOTAL COURTS OF RECORD:	0	0	0	1	1	0	0	0	0	2
COUNTY TOTAL:	0	0	0	1	1	0	0	0	0	2
BARTHOLOMEW										
PROBATION	0	0	0	0	0	0	0	0	0	0
TOTAL COURTS OF RECORD:	0	0	0	0	0	0	0	0	0	0
COUNTY TOTAL:	0	0	0	0	0	0	0	0	0	0
BENTON										
PROBATION	0	5	0	0	0	0	0	0	0	5
TOTAL COURTS OF RECORD:	0	5	0	0	0	0	0	0	0	5
COUNTY TOTAL:	0	5	0	0	0	0	0	0	0	5
BLACKFORD										
PROBATION	0	0	0	0	0	0	0	0	0	0
TOTAL COURTS OF RECORD:	0	0	0	0	0	0	0	0	0	0
COUNTY TOTAL:	0	0	0	0	0	0	0	0	0	0
BOONE										
PROBATION	0	0	0	0	0	0	0	0	0	0
TOTAL COURTS OF RECORD:	0	0	0	0	0	0	0	0	0	0
COUNTY TOTAL:	0	0	0	0	0	0	0	0	0	0
BROWN										
PROBATION	0	6	4	0	0	0	0	0	5	15
TOTAL COURTS OF RECORD:	0	6	4	0	0	0	0	0	5	15
COUNTY TOTAL:	0	6	4	0	0	0	0	0	5	15
CARROLL										
PROBATION	0	7	0	0	0	0	0	0	0	7
TOTAL COURTS OF RECORD:	0	7	0	0	0	0	0	0	0	7
COUNTY TOTAL:	0	7	0	0	0	0	0	0	0	7
CASS										
ADULT PROBATION	0	0	0	0	0	0	0	0	0	0
TOTAL COURTS OF RECORD:	0	0	0	0	0	0	0	0	0	0
COUNTY TOTAL:	0	0	0	0	0	0	0	0	0	0
CLARK										
PROBATION	0	54	0	0	0	0	0	0	0	54
TOTAL COURTS OF RECORD:	0	54	0	0	0	0	0	0	0	54
CLARKSVILLE TOWN PROBATION	0	6	0	0	0	0	0	0	0	6
JEFFERSONVILLE CITY PROBATION	0	0	0	0	0	0	0	0	0	0
TOTAL CITY & TOWN:	0	6	0	0	0	0	0	0	0	6
COUNTY TOTAL:	0	60	0	0	0	0	0	0	0	60

ADULT PROBATION
MISDEMEANOR SUPERVISIONS REOPENED

	PRE	POST	SPLIT	INTER-STATE	INTRA-STATE	IN LIEU OF PROSECUTION	WITHHELD	DRUG	OTHER	TOTAL
CLAY										
PROBATION	0	0	0	0	0	0	0	0	0	0
TOTAL COURTS OF RECORD:	0	0	0	0	0	0	0	0	0	0
COUNTY TOTAL:	0	0	0	0	0	0	0	0	0	0
CLINTON										
PROBATION	0	6	27	0	0	0	0	0	0	33
TOTAL COURTS OF RECORD:	0	6	27	0	0	0	0	0	0	33
COUNTY TOTAL:	0	6	27	0	0	0	0	0	0	33
CRAWFORD										
PROBATION	0	0	0	0	0	0	0	0	0	0
TOTAL COURTS OF RECORD:	0	0	0	0	0	0	0	0	0	0
COUNTY TOTAL:	0	0	0	0	0	0	0	0	0	0
DAVIESS										
PROBATION	0	0	0	0	0	0	0	0	0	0
TOTAL COURTS OF RECORD:	0	0	0	0	0	0	0	0	0	0
COUNTY TOTAL:	0	0	0	0	0	0	0	0	0	0
DEARBORN										
PROBATION	0	9	34	0	0	0	0	0	57	100
TOTAL COURTS OF RECORD:	0	9	34	0	0	0	0	0	57	100
COUNTY TOTAL:	0	9	34	0	0	0	0	0	57	100
DECATUR										
ADULT PROBATION	0	0	1	0	0	0	0	0	0	1
TOTAL COURTS OF RECORD:	0	0	1	0	0	0	0	0	0	1
COUNTY TOTAL:	0	0	1	0	0	0	0	0	0	1
DEKALB										
PROBATION	0	6	0	0	0	0	0	0	0	6
TOTAL COURTS OF RECORD:	0	6	0	0	0	0	0	0	0	6
COUNTY TOTAL:	0	6	0	0	0	0	0	0	0	6
DELAWARE										
ADULT PROBATION	0	0	0	0	0	0	0	0	0	0
TOTAL COURTS OF RECORD:	0	0	0	0	0	0	0	0	0	0
MUNCIE CITY PROBATION	0	4	0	0	0	6	0	0	0	10
TOTAL CITY & TOWN:	0	4	0	0	0	6	0	0	0	10
COUNTY TOTAL:	0	4	0	0	0	6	0	0	0	10
DUBOIS										
PROBATION	0	0	0	0	0	0	0	0	0	0
TOTAL COURTS OF RECORD:	0	0	0	0	0	0	0	0	0	0
COUNTY TOTAL:	0	0	0	0	0	0	0	0	0	0

**ADULT PROBATION
MISDEMEANOR SUPERVISIONS REOPENED**

	PRE	POST	SPLIT	INTER-STATE	INTRA-STATE	IN LIEU OF PROSECUTION	WITHHELD	DRUG	OTHER	TOTAL
ELKHART										
PROBATION	0	17	3	0	0	0	0	0	0	20
TOTAL COURTS OF RECORD:	0	17	3	0	0	0	0	0	0	20
ELKHART CITY PROBATION	0	0	0	0	0	0	0	0	0	0
GOSHEN CITY PROBATION	0	0	0	0	0	0	0	0	0	0
TOTAL CITY & TOWN:	0	0	0	0	0	0	0	0	0	0
COUNTY TOTAL:	0	17	3	0	0	0	0	0	0	20
FAYETTE										
PROBATION	0	3	3	0	0	0	0	0	0	6
TOTAL COURTS OF RECORD:	0	3	3	0	0	0	0	0	0	6
COUNTY TOTAL:	0	3	3	0	0	0	0	0	0	6
FLOYD										
PROBATION	0	87	42	0	0	0	0	0	0	129
TOTAL COURTS OF RECORD:	0	87	42	0	0	0	0	0	0	129
COUNTY TOTAL:	0	87	42	0	0	0	0	0	0	129
FOUNTAIN										
PROBATION	0	0	0	0	0	0	0	0	0	0
TOTAL COURTS OF RECORD:	0	0	0	0	0	0	0	0	0	0
ATTICA CITY PROBATION	0	0	0	0	0	0	0	0	0	0
TOTAL CITY & TOWN:	0	0	0	0	0	0	0	0	0	0
COUNTY TOTAL:	0	0	0	0	0	0	0	0	0	0
FRANKLIN										
PROBATION	0	0	4	0	0	0	0	0	0	4
TOTAL COURTS OF RECORD:	0	0	4	0	0	0	0	0	0	4
COUNTY TOTAL:	0	0	4	0	0	0	0	0	0	4
FULTON										
PROBATION	0	0	0	0	0	0	0	0	0	0
TOTAL COURTS OF RECORD:	0	0	0	0	0	0	0	0	0	0
COUNTY TOTAL:	0	0	0	0	0	0	0	0	0	0
GIBSON										
PROBATION	0	17	2	0	0	0	0	0	2	21
TOTAL COURTS OF RECORD:	0	17	2	0	0	0	0	0	2	21
COUNTY TOTAL:	0	17	2	0	0	0	0	0	2	21
GRANT										
PROBATION	0	0	0	0	0	0	0	0	0	0
TOTAL COURTS OF RECORD:	0	0	0	0	0	0	0	0	0	0
GAS CITY PROBATION	0	0	0	0	0	0	0	0	0	0
MARION CITY PROBATION	0	5	0	0	0	0	0	0	0	5
TOTAL CITY & TOWN:	0	5	0	0	0	0	0	0	0	5
COUNTY TOTAL:	0	5	0	0	0	0	0	0	0	5
GREENE										
PROBATION	0	3	9	0	0	0	0	0	0	12
TOTAL COURTS OF RECORD:	0	3	9	0	0	0	0	0	0	12
COUNTY TOTAL:	0	3	9	0	0	0	0	0	0	12

ADULT PROBATION
MISDEMEANOR SUPERVISIONS REOPENED

	PRE	POST	SPLIT	INTER-STATE	INTRA-STATE	IN LIEU OF PROSECUTION	WITHHELD	DRUG	OTHER	TOTAL
HAMILTON										
PROBATION	0	26	3	0	0	0	0	0	0	29
TOTAL COURTS OF RECORD:	0	26	3	0	0	0	0	0	0	29
COUNTY TOTAL:	0	26	3	0	0	0	0	0	0	29
HANCOCK										
PROBATION	0	1	1	0	0	0	0	0	0	2
TOTAL COURTS OF RECORD:	0	1	1	0	0	0	0	0	0	2
COUNTY TOTAL:	0	1	1	0	0	0	0	0	0	2
HARRISON										
ADULT PROBATION	0	2	8	0	0	0	0	0	0	10
TOTAL COURTS OF RECORD:	0	2	8	0	0	0	0	0	0	10
COUNTY TOTAL:	0	2	8	0	0	0	0	0	0	10
HENDRICKS										
PROBATION	0	12	1	0	0	0	2	1	0	16
TOTAL COURTS OF RECORD:	0	12	1	0	0	0	2	1	0	16
PLAINFIELD TOWN PROBATION	0	0	0	0	0	0	0	0	0	0
TOTAL CITY & TOWN:	0	0	0	0	0	0	0	0	0	0
COUNTY TOTAL:	0	12	1	0	0	0	2	1	0	16
HENRY										
PROBATION	0	0	0	0	0	0	0	0	0	0
TOTAL COURTS OF RECORD:	0	0	0	0	0	0	0	0	0	0
COUNTY TOTAL:	0	0	0	0	0	0	0	0	0	0
HOWARD										
PROBATION	0	0	0	0	0	0	0	0	0	0
TOTAL COURTS OF RECORD:	0	0	0	0	0	0	0	0	0	0
COUNTY TOTAL:	0	0	0	0	0	0	0	0	0	0
HUNTINGTON										
PROBATION	0	0	0	0	0	0	0	0	0	0
TOTAL COURTS OF RECORD:	0	0	0	0	0	0	0	0	0	0
COUNTY TOTAL:	0	0	0	0	0	0	0	0	0	0
JACKSON										
PROBATION	0	2	2	0	0	0	0	0	0	4
TOTAL COURTS OF RECORD:	0	2	2	0	0	0	0	0	0	4
COUNTY TOTAL:	0	2	2	0	0	0	0	0	0	4
JASPER										
PROBATION	0	0	0	0	0	0	0	0	0	0
TOTAL COURTS OF RECORD:	0	0	0	0	0	0	0	0	0	0
COUNTY TOTAL:	0	0	0	0	0	0	0	0	0	0
JAY										
PROBATION	0	0	0	0	0	0	0	0	0	0
TOTAL COURTS OF RECORD:	0	0	0	0	0	0	0	0	0	0
COUNTY TOTAL:	0	0	0	0	0	0	0	0	0	0

**ADULT PROBATION
MISDEMEANOR SUPERVISIONS REOPENED**

	PRE	POST	SPLIT	INTER-STATE	INTRA-STATE	IN LIEU OF PROSECUTION	WITHHELD	DRUG	OTHER	TOTAL
JEFFERSON										
PROBATION	0	0	1	0	0	0	0	0	0	1
TOTAL COURTS OF RECORD:	0	0	1	0	0	0	0	0	0	1
COUNTY TOTAL:	0	0	1	0	0	0	0	0	0	1
JENNINGS										
PROBATION	0	3	0	0	0	0	0	0	0	3
TOTAL COURTS OF RECORD:	0	3	0	0	0	0	0	0	0	3
COUNTY TOTAL:	0	3	0	0	0	0	0	0	0	3
JOHNSON										
PROBATION	0	0	0	0	0	0	0	0	0	0
TOTAL COURTS OF RECORD:	0	0	0	0	0	0	0	0	0	0
GREENWOOD CITY PROBATION	0	0	0	0	0	0	0	0	0	0
TOTAL CITY & TOWN:	0	0	0	0	0	0	0	0	0	0
COUNTY TOTAL:	0	0	0	0	0	0	0	0	0	0
KNOX										
PROBATION	0	0	0	0	0	0	0	0	0	0
TOTAL COURTS OF RECORD:	0	0	0	0	0	0	0	0	0	0
COUNTY TOTAL:	0	0	0	0	0	0	0	0	0	0
KOSCIUSKO										
PROBATION	0	0	0	0	0	0	0	0	0	0
TOTAL COURTS OF RECORD:	0	0	0	0	0	0	0	0	0	0
COUNTY TOTAL:	0	0	0	0	0	0	0	0	0	0
LAGRANGE										
PROBATION	0	0	0	0	0	0	0	0	0	0
TOTAL COURTS OF RECORD:	0	0	0	0	0	0	0	0	0	0
COUNTY TOTAL:	0	0	0	0	0	0	0	0	0	0
LAKE										
ADULT PROBATION	0	377	10	0	0	0	0	0	41	428
TOTAL COURTS OF RECORD:	0	377	10	0	0	0	0	0	41	428
CROWN PT. CITY PROBATION	0	6	0	0	0	0	0	0	0	6
E. CHICAGO CITY PROBATION	0	38	0	0	0	66	0	0	0	104
GARY CITY PROBATION	0	6	0	0	0	0	0	0	0	6
HAMMOND CITY PROBATION	4	118	0	0	0	47	25	0	0	194
HOBART CITY PROBATION	0	0	0	0	0	0	0	0	0	0
LOWELL TOWN PROBATION	0	0	0	0	0	0	0	0	0	0
MERRILLVILLE TOWN PROBATION	0	11	0	0	0	0	0	0	0	11
SCHERERVILLE TOWN PROBATION	0	0	0	0	0	0	0	0	0	0
WHITING CITY PROBATION	0	0	0	0	0	0	0	0	0	0
TOTAL CITY & TOWN:	4	179	0	0	0	113	25	0	0	321
COUNTY TOTAL:	4	556	10	0	0	113	25	0	41	749
LAPORTE										
ADULT PROBATION	3	37	7	0	0	1	1	0	0	49
TOTAL COURTS OF RECORD:	3	37	7	0	0	1	1	0	0	49
COUNTY TOTAL:	3	37	7	0	0	1	1	0	0	49

**ADULT PROBATION
MISDEMEANOR SUPERVISIONS REOPENED**

	PRE	POST	SPLIT	INTER-STATE	INTRA-STATE	IN LIEU OF PROSECUTION	WITHHELD	DRUG	OTHER	TOTAL
LAWRENCE										
PROBATION	0	0	0	0	0	0	0	0	0	0
TOTAL COURTS OF RECORD:	0	0	0	0	0	0	0	0	0	0
COUNTY TOTAL:	0	0	0	0	0	0	0	0	0	0
MADISON										
ADULT PROBATION	0	0	0	0	0	0	0	0	3	3
TOTAL COURTS OF RECORD:	0	0	0	0	0	0	0	0	3	3
ANDERSON CITY PROBATION	0	212	2	0	0	3	3	0	0	220
ELWOOD CITY PROBATION	0	3	0	2	0	0	0	0	20	25
TOTAL CITY & TOWN:	0	215	2	2	0	3	3	0	20	245
COUNTY TOTAL:	0	215	2	2	0	3	3	0	23	248
MARION										
PROBATION	0	0	0	0	0	0	0	0	0	0
TOTAL COURTS OF RECORD:	0	0	0	0	0	0	0	0	0	0
COUNTY TOTAL:	0	0	0	0	0	0	0	0	0	0
MARSHALL										
PROBATION	0	0	0	0	0	0	0	0	0	0
TOTAL COURTS OF RECORD:	0	0	0	0	0	0	0	0	0	0
COUNTY TOTAL:	0	0	0	0	0	0	0	0	0	0
MARTIN										
PROBATION	0	0	0	0	0	0	0	0	0	0
TOTAL COURTS OF RECORD:	0	0	0	0	0	0	0	0	0	0
COUNTY TOTAL:	0	0	0	0	0	0	0	0	0	0
MIAMI										
PROBATION	0	0	1	0	0	0	0	0	0	1
TOTAL COURTS OF RECORD:	0	0	1	0	0	0	0	0	0	1
COUNTY TOTAL:	0	0	1	0	0	0	0	0	0	1
MONROE										
PROBATION	17	8	4	3	4	0	0	21	8	65
TOTAL COURTS OF RECORD:	17	8	4	3	4	0	0	21	8	65
COUNTY TOTAL:	17	8	4	3	4	0	0	21	8	65
MONTGOMERY										
PROBATION	0	0	0	0	0	0	0	0	0	0
TOTAL COURTS OF RECORD:	0	0	0	0	0	0	0	0	0	0
COUNTY TOTAL:	0	0	0	0	0	0	0	0	0	0
MORGAN										
PROBATION	0	3	0	0	0	0	0	0	9	12
TOTAL COURTS OF RECORD:	0	3	0	0	0	0	0	0	9	12
COUNTY TOTAL:	0	3	0	0	0	0	0	0	9	12
NEWTON										
PROBATION	0	0	0	0	0	0	0	0	0	0
TOTAL COURTS OF RECORD:	0	0	0	0	0	0	0	0	0	0
COUNTY TOTAL:	0	0	0	0	0	0	0	0	0	0

ADULT PROBATION
MISDEMEANOR SUPERVISIONS REOPENED

	PRE	POST	SPLIT	INTER-STATE	INTRA-STATE	IN LIEU OF PROSECUTION	WITHHELD	DRUG	OTHER	TOTAL
NOBLE										
PROBATION	0	0	0	0	0	0	0	0	0	0
TOTAL COURTS OF RECORD:	0	0	0	0	0	0	0	0	0	0
COUNTY TOTAL:	0	0	0	0	0	0	0	0	0	0
OHIO										
PROBATION	0	0	0	0	0	0	0	0	0	0
TOTAL COURTS OF RECORD:	0	0	0	0	0	0	0	0	0	0
COUNTY TOTAL:	0	0	0	0	0	0	0	0	0	0
ORANGE										
PROBATION	0	0	0	0	0	0	0	0	0	0
TOTAL COURTS OF RECORD:	0	0	0	0	0	0	0	0	0	0
COUNTY TOTAL:	0	0	0	0	0	0	0	0	0	0
OWEN										
PROBATION	0	0	0	0	0	0	0	0	0	0
TOTAL COURTS OF RECORD:	0	0	0	0	0	0	0	0	0	0
COUNTY TOTAL:	0	0	0	0	0	0	0	0	0	0
PARKE										
PROBATION	0	6	2	0	0	0	4	0	0	12
TOTAL COURTS OF RECORD:	0	6	2	0	0	0	4	0	0	12
COUNTY TOTAL:	0	6	2	0	0	0	4	0	0	12
PERRY										
PROBATION	0	0	0	0	0	0	0	0	0	0
TOTAL COURTS OF RECORD:	0	0	0	0	0	0	0	0	0	0
COUNTY TOTAL:	0	0	0	0	0	0	0	0	0	0
PIKE										
PROBATION	0	0	0	0	0	0	0	0	0	0
TOTAL COURTS OF RECORD:	0	0	0	0	0	0	0	0	0	0
COUNTY TOTAL:	0	0	0	0	0	0	0	0	0	0
PORTER										
ADULT PROBATION	0	5	0	0	0	0	0	0	0	5
TOTAL COURTS OF RECORD:	0	5	0	0	0	0	0	0	0	5
COUNTY TOTAL:	0	5	0	0	0	0	0	0	0	5
POSEY										
PROBATION	0	0	0	0	0	0	0	0	0	0
TOTAL COURTS OF RECORD:	0	0	0	0	0	0	0	0	0	0
COUNTY TOTAL:	0	0	0	0	0	0	0	0	0	0
PULASKI										
PROBATION	0	0	0	0	0	0	0	0	0	0
TOTAL COURTS OF RECORD:	0	0	0	0	0	0	0	0	0	0
COUNTY TOTAL:	0	0	0	0	0	0	0	0	0	0

ADULT PROBATION
MISDEMEANOR SUPERVISIONS REOPENED

	PRE	POST	SPLIT	INTER-STATE	INTRA-STATE	IN LIEU OF PROSECUTION	WITHHELD	DRUG	OTHER	TOTAL
PUTNAM										
ADULT PROBATION	0	0	1	0	0	0	0	0	0	1
TOTAL COURTS OF RECORD:	0	0	1	0	0	0	0	0	0	1
COUNTY TOTAL:	0	0	1	0	0	0	0	0	0	1
RANDOLPH										
PROBATION	0	0	0	0	0	0	0	0	0	0
TOTAL COURTS OF RECORD:	0	0	0	0	0	0	0	0	0	0
COUNTY TOTAL:	0	0	0	0	0	0	0	0	0	0
RIPLEY										
PROBATION	0	17	6	0	0	0	0	0	0	23
TOTAL COURTS OF RECORD:	0	17	6	0	0	0	0	0	0	23
COUNTY TOTAL:	0	17	6	0	0	0	0	0	0	23
RUSH										
PROBATION	0	0	0	0	0	0	0	0	0	0
TOTAL COURTS OF RECORD:	0	0	0	0	0	0	0	0	0	0
COUNTY TOTAL:	0	0	0	0	0	0	0	0	0	0
ST. JOSEPH										
ADULT PROBATION	0	0	0	0	0	0	0	0	0	0
TOTAL COURTS OF RECORD:	0	0	0	0	0	0	0	0	0	0
COUNTY TOTAL:	0	0	0	0	0	0	0	0	0	0
SCOTT										
PROBATION	0	1	0	0	0	0	0	0	0	1
TOTAL COURTS OF RECORD:	0	1	0	0	0	0	0	0	0	1
COUNTY TOTAL:	0	1	0	0	0	0	0	0	0	1
SHELBY										
PROBATION	0	7	0	0	0	0	0	0	0	7
TOTAL COURTS OF RECORD:	0	7	0	0	0	0	0	0	0	7
COUNTY TOTAL:	0	7	0	0	0	0	0	0	0	7
SPENCER										
PROBATION	0	0	0	0	0	0	0	0	0	0
TOTAL COURTS OF RECORD:	0	0	0	0	0	0	0	0	0	0
COUNTY TOTAL:	0	0	0	0	0	0	0	0	0	0
STARKE										
PROBATION	0	0	0	0	0	0	0	0	0	0
TOTAL COURTS OF RECORD:	0	0	0	0	0	0	0	0	0	0
COUNTY TOTAL:	0	0	0	0	0	0	0	0	0	0
STEBEN										
PROBATION	0	14	4	0	0	0	0	0	0	18
TOTAL COURTS OF RECORD:	0	14	4	0	0	0	0	0	0	18
COUNTY TOTAL:	0	14	4	0	0	0	0	0	0	18

ADULT PROBATION
MISDEMEANOR SUPERVISIONS REOPENED

	PRE	POST	SPLIT	INTER-STATE	INTRA-STATE	IN LIEU OF PROSECUTION	WITHHELD	DRUG	OTHER	TOTAL
SULLIVAN										
PROBATION	0	0	0	0	0	0	0	0	0	0
TOTAL COURTS OF RECORD:	0	0	0	0	0	0	0	0	0	0
COUNTY TOTAL:	0	0	0	0	0	0	0	0	0	0
SWITZERLAND										
PROBATION	0	0	0	0	0	0	0	0	0	0
TOTAL COURTS OF RECORD:	0	0	0	0	0	0	0	0	0	0
COUNTY TOTAL:	0	0	0	0	0	0	0	0	0	0
TIPPECANOE										
PROBATION	0	22	0	0	2	0	0	0	0	24
TOTAL COURTS OF RECORD:	0	22	0	0	2	0	0	0	0	24
COUNTY TOTAL:	0	22	0	0	2	0	0	0	0	24
TIPTON										
PROBATION	0	4	4	0	0	0	0	0	0	8
TOTAL COURTS OF RECORD:	0	4	4	0	0	0	0	0	0	8
COUNTY TOTAL:	0	4	4	0	0	0	0	0	0	8
UNION										
PROBATION	0	1	0	0	0	0	0	0	0	1
TOTAL COURTS OF RECORD:	0	1	0	0	0	0	0	0	0	1
COUNTY TOTAL:	0	1	0	0	0	0	0	0	0	1
VANDERBURGH										
PROBATION	0	18	2	0	2	0	0	0	22	44
TOTAL COURTS OF RECORD:	0	18	2	0	2	0	0	0	22	44
COUNTY TOTAL:	0	18	2	0	2	0	0	0	22	44
VERMILLION										
PROBATION	0	0	0	0	0	0	0	0	0	0
TOTAL COURTS OF RECORD:	0	0	0	0	0	0	0	0	0	0
COUNTY TOTAL:	0	0	0	0	0	0	0	0	0	0
VIGO										
ADULT PROBATION	0	0	0	0	0	0	0	0	2	2
TOTAL COURTS OF RECORD:	0	0	0	0	0	0	0	0	2	2
COUNTY TOTAL:	0	0	0	0	0	0	0	0	2	2
WABASH										
PROBATION	0	1	0	0	0	0	0	0	0	1
TOTAL COURTS OF RECORD:	0	1	0	0	0	0	0	0	0	1
COUNTY TOTAL:	0	1	0	0	0	0	0	0	0	1
WARREN										
PROBATION	0	0	0	0	0	0	0	0	0	0
TOTAL COURTS OF RECORD:	0	0	0	0	0	0	0	0	0	0
COUNTY TOTAL:	0	0	0	0	0	0	0	0	0	0

**ADULT PROBATION
MISDEMEANOR SUPERVISIONS REOPENED**

	PRE	POST	SPLIT	INTER- STATE	INTRA- STATE	IN LIEU OF PROSECUTION	WITHHELD	DRUG	OTHER	TOTAL
WARRICK										
PROBATION	0	1	0	0	0	0	0	0	0	1
TOTAL COURTS OF RECORD:	0	1	0	0	0	0	0	0	0	1
COUNTY TOTAL:	0	1	0	0	0	0	0	0	0	1
WASHINGTON										
PROBATION	1	25	3	0	0	0	0	0	0	29
TOTAL COURTS OF RECORD:	1	25	3	0	0	0	0	0	0	29
COUNTY TOTAL:	1	25	3	0	0	0	0	0	0	29
WAYNE										
PROBATION	0	1	1	0	0	0	0	0	28	30
TOTAL COURTS OF RECORD:	0	1	1	0	0	0	0	0	28	30
COUNTY TOTAL:	0	1	1	0	0	0	0	0	28	30
WELLS										
PROBATION	0	4	9	0	0	0	0	0	0	13
TOTAL COURTS OF RECORD:	0	4	9	0	0	0	0	0	0	13
COUNTY TOTAL:	0	4	9	0	0	0	0	0	0	13
WHITE										
PROBATION	0	0	0	0	0	0	0	0	0	0
TOTAL COURTS OF RECORD:	0	0	0	0	0	0	0	0	0	0
COUNTY TOTAL:	0	0	0	0	0	0	0	0	0	0
WHITLEY										
PROBATION	0	0	0	0	0	0	0	0	0	0
TOTAL COURTS OF RECORD:	0	0	0	0	0	0	0	0	0	0
COUNTY TOTAL:	0	0	0	0	0	0	0	0	0	0
STATE TOTALS										
GRAND TOTAL CIRCUIT, SUPERIOR & PROBATE:	21	818	199	4	9	1	7	22	177	1,258
GRAND TOTAL CITY & TOWN:	4	409	2	2	0	122	28	0	20	587
GRAND TOTAL:	25	1,227	201	6	9	123	35	22	197	1,845

ADULT PROBATION
MISDEMEANOR SUPERVISIONS - TOTAL DISPOSITIONS

	PRE	POST	SPLIT	INTER-STATE	INTRA-STATE	IN LIEU OF PROSECUTION	WITHHELD	DRUG	OTHER	TOTAL
ADAMS										
PROBATION	0	146	3	0	5	0	0	0	0	154
TOTAL COURTS OF RECORD:	0	146	3	0	5	0	0	0	0	154
COUNTY TOTAL:	0	146	3	0	5	0	0	0	0	154
ALLEN										
ADULT PROBATION	0	171	44	7	49	4	0	0	0	275
TOTAL COURTS OF RECORD:	0	171	44	7	49	4	0	0	0	275
COUNTY TOTAL:	0	171	44	7	49	4	0	0	0	275
BARTHOLOMEW										
PROBATION	6	874	16	1	30	0	0	0	0	927
TOTAL COURTS OF RECORD:	6	874	16	1	30	0	0	0	0	927
COUNTY TOTAL:	6	874	16	1	30	0	0	0	0	927
BENTON										
PROBATION	1	86	6	0	0	0	0	0	0	93
TOTAL COURTS OF RECORD:	1	86	6	0	0	0	0	0	0	93
COUNTY TOTAL:	1	86	6	0	0	0	0	0	0	93
BLACKFORD										
PROBATION	0	73	6	0	5	0	0	0	0	84
TOTAL COURTS OF RECORD:	0	73	6	0	5	0	0	0	0	84
COUNTY TOTAL:	0	73	6	0	5	0	0	0	0	84
BOONE										
PROBATION	0	416	5	0	16	89	0	0	0	526
TOTAL COURTS OF RECORD:	0	416	5	0	16	89	0	0	0	526
COUNTY TOTAL:	0	416	5	0	16	89	0	0	0	526
BROWN										
PROBATION	0	53	14	0	0	0	0	0	9	76
TOTAL COURTS OF RECORD:	0	53	14	0	0	0	0	0	9	76
COUNTY TOTAL:	0	53	14	0	0	0	0	0	9	76
CARROLL										
PROBATION	0	140	1	0	5	0	0	0	0	146
TOTAL COURTS OF RECORD:	0	140	1	0	5	0	0	0	0	146
COUNTY TOTAL:	0	140	1	0	5	0	0	0	0	146
CASS										
ADULT PROBATION	0	204	41	0	7	0	0	0	0	252
TOTAL COURTS OF RECORD:	0	204	41	0	7	0	0	0	0	252
COUNTY TOTAL:	0	204	41	0	7	0	0	0	0	252
CLARK										
PROBATION	11	887	24	1	24	0	1	0	2	950
TOTAL COURTS OF RECORD:	11	887	24	1	24	0	1	0	2	950
CLARKSVILLE TOWN PROBATION	0	584	0	0	0	0	0	0	0	584
JEFFERSONVILLE CITY PROBATION	0	393	0	0	0	0	0	0	48	441
TOTAL CITY & TOWN:	0	977	0	0	0	0	0	0	48	1,025
COUNTY TOTAL:	11	1,864	24	1	24	0	1	0	50	1,975

**ADULT PROBATION
MISDEMEANOR SUPERVISIONS - TOTAL DISPOSITIONS**

	PRE	POST	SPLIT	INTER- STATE	INTRA- STATE	IN LIEU OF PROSECUTION	WITHHELD	DRUG	OTHER	TOTAL
CLAY										
PROBATION	0	265	0	0	10	0	0	0	0	275
TOTAL COURTS OF RECORD:	0	265	0	0	10	0	0	0	0	275
COUNTY TOTAL:	0	265	0	0	10	0	0	0	0	275
CLINTON										
PROBATION	3	140	105	3	3	0	1	0	2	257
TOTAL COURTS OF RECORD:	3	140	105	3	3	0	1	0	2	257
COUNTY TOTAL:	3	140	105	3	3	0	1	0	2	257
CRAWFORD										
PROBATION	0	13	45	0	6	0	0	0	0	64
TOTAL COURTS OF RECORD:	0	13	45	0	6	0	0	0	0	64
COUNTY TOTAL:	0	13	45	0	6	0	0	0	0	64
DAVIESS										
PROBATION	0	255	14	0	13	15	0	0	0	297
TOTAL COURTS OF RECORD:	0	255	14	0	13	15	0	0	0	297
COUNTY TOTAL:	0	255	14	0	13	15	0	0	0	297
DEARBORN										
PROBATION	21	261	404	2	4	1	0	0	62	755
TOTAL COURTS OF RECORD:	21	261	404	2	4	1	0	0	62	755
COUNTY TOTAL:	21	261	404	2	4	1	0	0	62	755
DECATUR										
ADULT PROBATION	0	107	105	0	3	0	0	0	0	215
TOTAL COURTS OF RECORD:	0	107	105	0	3	0	0	0	0	215
COUNTY TOTAL:	0	107	105	0	3	0	0	0	0	215
DEKALB										
PROBATION	0	243	3	0	5	48	0	0	0	299
TOTAL COURTS OF RECORD:	0	243	3	0	5	48	0	0	0	299
COUNTY TOTAL:	0	243	3	0	5	48	0	0	0	299
DELAWARE										
ADULT PROBATION	56	191	16	1	46	0	0	2	1	313
TOTAL COURTS OF RECORD:	56	191	16	1	46	0	0	2	1	313
MUNCIE CITY PROBATION	0	637	0	0	0	457	0	0	0	1,094
TOTAL CITY & TOWN:	0	637	0	0	0	457	0	0	0	1,094
COUNTY TOTAL:	56	828	16	1	46	457	0	2	1	1,407
DUBOIS										
PROBATION	0	283	48	0	10	0	13	0	0	354
TOTAL COURTS OF RECORD:	0	283	48	0	10	0	13	0	0	354
COUNTY TOTAL:	0	283	48	0	10	0	13	0	0	354

**ADULT PROBATION
MISDEMEANOR SUPERVISIONS - TOTAL DISPOSITIONS**

	PRE	POST	SPLIT	INTER-STATE	INTRA-STATE	IN LIEU OF PROSECUTION	WITHHELD	DRUG	OTHER	TOTAL
ELKHART										
PROBATION	1	795	48	1	30	40	2	0	0	917
TOTAL COURTS OF RECORD:	1	795	48	1	30	40	2	0	0	917
ELKHART CITY PROBATION	0	808	0	0	0	0	0	0	0	808
GOSHEN CITY PROBATION	0	287	1	0	36	0	0	0	0	324
TOTAL CITY & TOWN:	0	1,095	1	0	36	0	0	0	0	1,132
COUNTY TOTAL:	1	1,890	49	1	66	40	2	0	0	2,049
FAYETTE										
PROBATION	0	179	43	2	5	0	0	0	0	229
TOTAL COURTS OF RECORD:	0	179	43	2	5	0	0	0	0	229
COUNTY TOTAL:	0	179	43	2	5	0	0	0	0	229
FLOYD										
PROBATION	0	504	169	1	32	1	31	0	1	739
TOTAL COURTS OF RECORD:	0	504	169	1	32	1	31	0	1	739
COUNTY TOTAL:	0	504	169	1	32	1	31	0	1	739
FOUNTAIN										
PROBATION	0	60	0	1	3	0	0	0	0	64
TOTAL COURTS OF RECORD:	0	60	0	1	3	0	0	0	0	64
ATTICA CITY PROBATION	0	11	0	0	0	0	0	0	0	11
TOTAL CITY & TOWN:	0	11	0	0	0	0	0	0	0	11
COUNTY TOTAL:	0	71	0	1	3	0	0	0	0	75
FRANKLIN										
PROBATION	0	156	67	0	4	1	0	0	0	228
TOTAL COURTS OF RECORD:	0	156	67	0	4	1	0	0	0	228
COUNTY TOTAL:	0	156	67	0	4	1	0	0	0	228
FULTON										
PROBATION	0	227	6	0	3	0	0	0	0	236
TOTAL COURTS OF RECORD:	0	227	6	0	3	0	0	0	0	236
COUNTY TOTAL:	0	227	6	0	3	0	0	0	0	236
GIBSON										
PROBATION	3	302	36	0	22	42	9	3	2	419
TOTAL COURTS OF RECORD:	3	302	36	0	22	42	9	3	2	419
COUNTY TOTAL:	3	302	36	0	22	42	9	3	2	419
GRANT										
PROBATION	0	196	45	1	6	0	0	0	0	248
TOTAL COURTS OF RECORD:	0	196	45	1	6	0	0	0	0	248
GAS CITY PROBATION	0	43	0	0	0	0	0	0	0	43
MARION CITY PROBATION	0	202	120	0	0	0	0	0	0	322
TOTAL CITY & TOWN:	0	245	120	0	0	0	0	0	0	365
COUNTY TOTAL:	0	441	165	1	6	0	0	0	0	613
GREENE										
PROBATION	0	27	64	0	33	1	0	0	0	125
TOTAL COURTS OF RECORD:	0	27	64	0	33	1	0	0	0	125
COUNTY TOTAL:	0	27	64	0	33	1	0	0	0	125

ADULT PROBATION
MISDEMEANOR SUPERVISIONS - TOTAL DISPOSITIONS

	PRE	POST	SPLIT	INTER-STATE	INTRA-STATE	IN LIEU OF PROSECUTION	WITHHELD	DRUG	OTHER	TOTAL
HAMILTON										
PROBATION	0	1,217	210	1	48	0	64	3	0	1,543
TOTAL COURTS OF RECORD:	0	1,217	210	1	48	0	64	3	0	1,543
COUNTY TOTAL:	0	1,217	210	1	48	0	64	3	0	1,543
HANCOCK										
PROBATION	1	453	82	1	14	0	0	0	0	551
TOTAL COURTS OF RECORD:	1	453	82	1	14	0	0	0	0	551
COUNTY TOTAL:	1	453	82	1	14	0	0	0	0	551
HARRISON										
ADULT PROBATION	0	503	140	17	26	1	2	1	32	722
TOTAL COURTS OF RECORD:	0	503	140	17	26	1	2	1	32	722
COUNTY TOTAL:	0	503	140	17	26	1	2	1	32	722
HENDRICKS										
PROBATION	3	604	56	3	25	0	57	2	1	751
TOTAL COURTS OF RECORD:	3	604	56	3	25	0	57	2	1	751
PLAINFIELD TOWN PROBATION	0	74	2	0	0	0	11	0	0	87
TOTAL CITY & TOWN:	0	74	2	0	0	0	11	0	0	87
COUNTY TOTAL:	3	678	58	3	25	0	68	2	1	838
HENRY										
PROBATION	2	33	16	0	9	5	2	0	0	67
TOTAL COURTS OF RECORD:	2	33	16	0	9	5	2	0	0	67
COUNTY TOTAL:	2	33	16	0	9	5	2	0	0	67
HOWARD										
PROBATION	1	428	18	1	17	0	0	0	0	465
TOTAL COURTS OF RECORD:	1	428	18	1	17	0	0	0	0	465
COUNTY TOTAL:	1	428	18	1	17	0	0	0	0	465
HUNTINGTON										
PROBATION	0	0	0	0	0	0	0	0	0	0
TOTAL COURTS OF RECORD:	0	0	0	0	0	0	0	0	0	0
COUNTY TOTAL:	0	0	0	0	0	0	0	0	0	0
JACKSON										
PROBATION	1	305	159	0	10	0	0	0	0	475
TOTAL COURTS OF RECORD:	1	305	159	0	10	0	0	0	0	475
COUNTY TOTAL:	1	305	159	0	10	0	0	0	0	475
JASPER										
PROBATION	0	208	52	1	1	26	0	0	128	416
TOTAL COURTS OF RECORD:	0	208	52	1	1	26	0	0	128	416
COUNTY TOTAL:	0	208	52	1	1	26	0	0	128	416
JAY										
PROBATION	0	148	0	0	1	5	0	0	0	154
TOTAL COURTS OF RECORD:	0	148	0	0	1	5	0	0	0	154
COUNTY TOTAL:	0	148	0	0	1	5	0	0	0	154

**ADULT PROBATION
MISDEMEANOR SUPERVISIONS - TOTAL DISPOSITIONS**

	PRE	POST	SPLIT	INTER-STATE	INTRA-STATE	IN LIEU OF PROSECUTION	WITHHELD	DRUG	OTHER	TOTAL
JEFFERSON										
PROBATION	0	129	20	3	11	0	0	0	0	163
TOTAL COURTS OF RECORD:	0	129	20	3	11	0	0	0	0	163
COUNTY TOTAL:	0	129	20	3	11	0	0	0	0	163
JENNINGS										
PROBATION	0	242	2	0	10	0	0	0	0	254
TOTAL COURTS OF RECORD:	0	242	2	0	10	0	0	0	0	254
COUNTY TOTAL:	0	242	2	0	10	0	0	0	0	254
JOHNSON										
PROBATION	0	418	53	0	54	0	0	0	0	525
TOTAL COURTS OF RECORD:	0	418	53	0	54	0	0	0	0	525
GREENWOOD CITY PROBATION	87	410	0	0	3	0	0	19	4	523
TOTAL CITY & TOWN:	87	410	0	0	3	0	0	19	4	523
COUNTY TOTAL:	87	828	53	0	57	0	0	19	4	1,048
KNOX										
PROBATION	0	502	0	0	16	0	0	0	0	518
TOTAL COURTS OF RECORD:	0	502	0	0	16	0	0	0	0	518
COUNTY TOTAL:	0	502	0	0	16	0	0	0	0	518
KOSCIUSKO										
PROBATION	0	244	7	0	6	0	0	0	0	257
TOTAL COURTS OF RECORD:	0	244	7	0	6	0	0	0	0	257
COUNTY TOTAL:	0	244	7	0	6	0	0	0	0	257
LAGRANGE										
PROBATION	0	183	73	3	10	6	14	0	0	289
TOTAL COURTS OF RECORD:	0	183	73	3	10	6	14	0	0	289
COUNTY TOTAL:	0	183	73	3	10	6	14	0	0	289
LAKE										
ADULT PROBATION	23	2,811	78	68	58	58	34	0	35	3,165
TOTAL COURTS OF RECORD:	23	2,811	78	68	58	58	34	0	35	3,165
CROWN PT. CITY PROBATION	0	106	0	0	0	0	0	0	0	106
E. CHICAGO CITY PROBATION	0	231	1	1	1	944	0	0	31	1,209
GARY CITY PROBATION	0	306	4	0	0	118	1	0	0	429
HAMMOND CITY PROBATION	89	502	0	0	0	240	126	0	0	957
HOBART CITY PROBATION	0	41	0	0	0	0	0	0	0	41
LOWELL TOWN PROBATION	0	89	0	0	0	0	0	0	0	89
MERRILLVILLE TOWN PROBATION	0	781	0	0	0	0	13	0	0	794
SCHERERVILLE TOWN PROBATION	0	189	0	0	0	0	0	0	0	189
WHITING CITY PROBATION	0	44	0	0	0	0	46	0	0	90
TOTAL CITY & TOWN:	89	2,289	5	1	1	1,302	186	0	31	3,904
COUNTY TOTAL:	112	5,100	83	69	59	1,360	220	0	66	7,069
LAPORTE										
ADULT PROBATION	112	907	119	8	11	80	14	0	3	1,254
TOTAL COURTS OF RECORD:	112	907	119	8	11	80	14	0	3	1,254
COUNTY TOTAL:	112	907	119	8	11	80	14	0	3	1,254

**ADULT PROBATION
MISDEMEANOR SUPERVISIONS - TOTAL DISPOSITIONS**

	PRE	POST	SPLIT	INTER-STATE	INTRA-STATE	IN LIEU OF PROSECUTION	WITHHELD	DRUG	OTHER	TOTAL
LAWRENCE										
PROBATION	2	116	11	0	2	0	0	0	23	154
TOTAL COURTS OF RECORD:	2	116	11	0	2	0	0	0	23	154
COUNTY TOTAL:	2	116	11	0	2	0	0	0	23	154
MADISON										
ADULT PROBATION	11	607	11	0	22	9	0	0	5	665
TOTAL COURTS OF RECORD:	11	607	11	0	22	9	0	0	5	665
ANDERSON CITY PROBATION	0	813	8	0	0	31	10	0	0	862
ELWOOD CITY PROBATION	0	286	0	7	0	0	46	0	28	367
TOTAL CITY & TOWN:	0	1,099	8	7	0	31	56	0	28	1,229
COUNTY TOTAL:	11	1,706	19	7	22	40	56	0	33	1,894
MARION										
PROBATION	81	4,364	465	13	223	0	0	0	0	5,146
TOTAL COURTS OF RECORD:	81	4,364	465	13	223	0	0	0	0	5,146
COUNTY TOTAL:	81	4,364	465	13	223	0	0	0	0	5,146
MARSHALL										
PROBATION	0	401	24	1	5	0	66	0	0	497
TOTAL COURTS OF RECORD:	0	401	24	1	5	0	66	0	0	497
COUNTY TOTAL:	0	401	24	1	5	0	66	0	0	497
MARTIN										
PROBATION	0	40	0	0	10	0	0	0	0	50
TOTAL COURTS OF RECORD:	0	40	0	0	10	0	0	0	0	50
COUNTY TOTAL:	0	40	0	0	10	0	0	0	0	50
MIAMI										
PROBATION	0	189	0	0	7	0	0	0	40	236
TOTAL COURTS OF RECORD:	0	189	0	0	7	0	0	0	40	236
COUNTY TOTAL:	0	189	0	0	7	0	0	0	40	236
MONROE										
PROBATION	102	949	34	4	85	0	0	19	29	1,222
TOTAL COURTS OF RECORD:	102	949	34	4	85	0	0	19	29	1,222
COUNTY TOTAL:	102	949	34	4	85	0	0	19	29	1,222
MONTGOMERY										
PROBATION	2	324	52	1	12	1	0	0	0	392
TOTAL COURTS OF RECORD:	2	324	52	1	12	1	0	0	0	392
COUNTY TOTAL:	2	324	52	1	12	1	0	0	0	392
MORGAN										
PROBATION	3	387	1	0	60	44	0	0	9	504
TOTAL COURTS OF RECORD:	3	387	1	0	60	44	0	0	9	504
COUNTY TOTAL:	3	387	1	0	60	44	0	0	9	504
NEWTON										
PROBATION	0	114	0	0	1	116	0	0	0	231
TOTAL COURTS OF RECORD:	0	114	0	0	1	116	0	0	0	231
COUNTY TOTAL:	0	114	0	0	1	116	0	0	0	231

ADULT PROBATION
MISDEMEANOR SUPERVISIONS - TOTAL DISPOSITIONS

	PRE	POST	SPLIT	INTER-STATE	INTRA-STATE	IN LIEU OF PROSECUTION	WITHHELD	DRUG	OTHER	TOTAL
NOBLE										
PROBATION	0	131	148	9	3	1	0	0	10	302
TOTAL COURTS OF RECORD:	0	131	148	9	3	1	0	0	10	302
COUNTY TOTAL:	0	131	148	9	3	1	0	0	10	302
OHIO										
PROBATION	0	39	23	0	0	0	0	0	0	62
TOTAL COURTS OF RECORD:	0	39	23	0	0	0	0	0	0	62
COUNTY TOTAL:	0	39	23	0	0	0	0	0	0	62
ORANGE										
PROBATION	19	11	2	0	16	0	0	0	0	48
TOTAL COURTS OF RECORD:	19	11	2	0	16	0	0	0	0	48
COUNTY TOTAL:	19	11	2	0	16	0	0	0	0	48
OWEN										
PROBATION	0	145	18	0	24	0	0	0	0	187
TOTAL COURTS OF RECORD:	0	145	18	0	24	0	0	0	0	187
COUNTY TOTAL:	0	145	18	0	24	0	0	0	0	187
PARKE										
PROBATION	1	107	20	1	2	0	37	0	30	198
TOTAL COURTS OF RECORD:	1	107	20	1	2	0	37	0	30	198
COUNTY TOTAL:	1	107	20	1	2	0	37	0	30	198
PERRY										
PROBATION	0	281	4	2	11	0	0	0	0	298
TOTAL COURTS OF RECORD:	0	281	4	2	11	0	0	0	0	298
COUNTY TOTAL:	0	281	4	2	11	0	0	0	0	298
PIKE										
PROBATION	0	72	2	0	8	0	5	0	3	90
TOTAL COURTS OF RECORD:	0	72	2	0	8	0	5	0	3	90
COUNTY TOTAL:	0	72	2	0	8	0	5	0	3	90
PORTER										
ADULT PROBATION	48	2,442	6	4	4	0	0	0	0	2,504
TOTAL COURTS OF RECORD:	48	2,442	6	4	4	0	0	0	0	2,504
COUNTY TOTAL:	48	2,442	6	4	4	0	0	0	0	2,504
POSEY										
PROBATION	1	93	1	0	2	3	42	0	0	142
TOTAL COURTS OF RECORD:	1	93	1	0	2	3	42	0	0	142
COUNTY TOTAL:	1	93	1	0	2	3	42	0	0	142
PULASKI										
PROBATION	0	37	40	0	1	0	0	0	0	78
TOTAL COURTS OF RECORD:	0	37	40	0	1	0	0	0	0	78
COUNTY TOTAL:	0	37	40	0	1	0	0	0	0	78

ADULT PROBATION
MISDEMEANOR SUPERVISIONS - TOTAL DISPOSITIONS

	PRE	POST	SPLIT	INTER-STATE	INTRA-STATE	IN LIEU OF PROSECUTION	WITHHELD	DRUG	OTHER	TOTAL
PUTNAM										
ADULT PROBATION	2	223	14	2	22	62	0	0	10	335
TOTAL COURTS OF RECORD:	2	223	14	2	22	62	0	0	10	335
COUNTY TOTAL:	2	223	14	2	22	62	0	0	10	335
RANDOLPH										
PROBATION	0	35	4	1	1	7	0	0	0	48
TOTAL COURTS OF RECORD:	0	35	4	1	1	7	0	0	0	48
COUNTY TOTAL:	0	35	4	1	1	7	0	0	0	48
RIPLEY										
PROBATION	1	173	42	2	7	0	0	0	0	225
TOTAL COURTS OF RECORD:	1	173	42	2	7	0	0	0	0	225
COUNTY TOTAL:	1	173	42	2	7	0	0	0	0	225
RUSH										
PROBATION	0	9	161	0	8	0	0	0	0	178
TOTAL COURTS OF RECORD:	0	9	161	0	8	0	0	0	0	178
COUNTY TOTAL:	0	9	161	0	8	0	0	0	0	178
ST. JOSEPH										
ADULT PROBATION	1	1,338	7	3	42	90	2	0	0	1,483
TOTAL COURTS OF RECORD:	1	1,338	7	3	42	90	2	0	0	1,483
COUNTY TOTAL:	1	1,338	7	3	42	90	2	0	0	1,483
SCOTT										
PROBATION	7	198	33	0	24	3	0	0	0	265
TOTAL COURTS OF RECORD:	7	198	33	0	24	3	0	0	0	265
COUNTY TOTAL:	7	198	33	0	24	3	0	0	0	265
SHELBY										
PROBATION	0	212	31	0	8	0	0	0	0	251
TOTAL COURTS OF RECORD:	0	212	31	0	8	0	0	0	0	251
COUNTY TOTAL:	0	212	31	0	8	0	0	0	0	251
SPENCER										
PROBATION	0	141	0	0	5	0	0	0	0	146
TOTAL COURTS OF RECORD:	0	141	0	0	5	0	0	0	0	146
COUNTY TOTAL:	0	141	0	0	5	0	0	0	0	146
STARKE										
PROBATION	0	0	11	1	1	0	0	0	1	14
TOTAL COURTS OF RECORD:	0	0	11	1	1	0	0	0	1	14
COUNTY TOTAL:	0	0	11	1	1	0	0	0	1	14
STEUBEN										
PROBATION	0	266	64	0	2	0	0	0	0	332
TOTAL COURTS OF RECORD:	0	266	64	0	2	0	0	0	0	332
COUNTY TOTAL:	0	266	64	0	2	0	0	0	0	332

ADULT PROBATION
MISDEMEANOR SUPERVISIONS - TOTAL DISPOSITIONS

	PRE	POST	SPLIT	INTER-STATE	INTRA-STATE	IN LIEU OF PROSECUTION	WITHHELD	DRUG	OTHER	TOTAL
SULLIVAN										
PROBATION	0	175	115	0	9	0	0	0	0	299
TOTAL COURTS OF RECORD:	0	175	115	0	9	0	0	0	0	299
COUNTY TOTAL:	0	175	115	0	9	0	0	0	0	299
SWITZERLAND										
PROBATION	0	87	1	1	2	0	0	0	0	91
TOTAL COURTS OF RECORD:	0	87	1	1	2	0	0	0	0	91
COUNTY TOTAL:	0	87	1	1	2	0	0	0	0	91
TIPPECANOE										
PROBATION	0	50	70	1	25	0	0	0	9	155
TOTAL COURTS OF RECORD:	0	50	70	1	25	0	0	0	9	155
COUNTY TOTAL:	0	50	70	1	25	0	0	0	9	155
TIPTON										
PROBATION	0	58	34	1	5	0	1	0	0	99
TOTAL COURTS OF RECORD:	0	58	34	1	5	0	1	0	0	99
COUNTY TOTAL:	0	58	34	1	5	0	1	0	0	99
UNION										
PROBATION	0	10	8	1	3	0	0	0	0	22
TOTAL COURTS OF RECORD:	0	10	8	1	3	0	0	0	0	22
COUNTY TOTAL:	0	10	8	1	3	0	0	0	0	22
VANDERBURGH										
PROBATION	0	479	8	3	46	0	7	0	16	559
TOTAL COURTS OF RECORD:	0	479	8	3	46	0	7	0	16	559
COUNTY TOTAL:	0	479	8	3	46	0	7	0	16	559
VERMILLION										
PROBATION	0	129	0	1	0	0	0	0	0	130
TOTAL COURTS OF RECORD:	0	129	0	1	0	0	0	0	0	130
COUNTY TOTAL:	0	129	0	1	0	0	0	0	0	130
VIGO										
ADULT PROBATION	1	101	6	3	44	0	0	0	7	162
TOTAL COURTS OF RECORD:	1	101	6	3	44	0	0	0	7	162
COUNTY TOTAL:	1	101	6	3	44	0	0	0	7	162
WABASH										
PROBATION	17	277	8	1	3	10	21	0	0	337
TOTAL COURTS OF RECORD:	17	277	8	1	3	10	21	0	0	337
COUNTY TOTAL:	17	277	8	1	3	10	21	0	0	337
WARREN										
PROBATION	0	45	0	0	10	40	0	0	0	95
TOTAL COURTS OF RECORD:	0	45	0	0	10	40	0	0	0	95
COUNTY TOTAL:	0	45	0	0	10	40	0	0	0	95

**ADULT PROBATION
MISDEMEANOR SUPERVISIONS - TOTAL DISPOSITIONS**

	PRE	POST	SPLIT	INTER- STATE	INTRA- STATE	IN LIEU OF PROSECUTION	WITHHELD	DRUG	OTHER	TOTAL
WARRICK										
PROBATION	0	385	25	3	12	10	18	0	0	453
TOTAL COURTS OF RECORD:	0	385	25	3	12	10	18	0	0	453
COUNTY TOTAL:	0	385	25	3	12	10	18	0	0	453
WASHINGTON										
PROBATION	123	208	13	1	13	0	0	0	0	358
TOTAL COURTS OF RECORD:	123	208	13	1	13	0	0	0	0	358
COUNTY TOTAL:	123	208	13	1	13	0	0	0	0	358
WAYNE										
PROBATION	10	151	75	2	20	20	0	0	50	328
TOTAL COURTS OF RECORD:	10	151	75	2	20	20	0	0	50	328
COUNTY TOTAL:	10	151	75	2	20	20	0	0	50	328
WELLS										
PROBATION	0	77	157	0	9	0	1	0	0	244
TOTAL COURTS OF RECORD:	0	77	157	0	9	0	1	0	0	244
COUNTY TOTAL:	0	77	157	0	9	0	1	0	0	244
WHITE										
PROBATION	0	317	70	1	4	0	0	0	0	392
TOTAL COURTS OF RECORD:	0	317	70	1	4	0	0	0	0	392
COUNTY TOTAL:	0	317	70	1	4	0	0	0	0	392
WHITLEY										
PROBATION	1	7	64	0	6	0	0	0	1	79
TOTAL COURTS OF RECORD:	1	7	64	0	6	0	0	0	1	79
COUNTY TOTAL:	1	7	64	0	6	0	0	0	1	79
STATE TOTALS										
GRAND TOTAL CIRCUIT, SUPERIOR & PROBATE:	678	32,589	4,346	190	1,535	839	444	30	521	41,172
GRAND TOTAL CITY & TOWN:	176	6,837	136	8	40	1,790	253	19	111	9,370
GRAND TOTAL:	854	39,426	4,482	198	1,575	2,629	697	49	632	50,542

ADULT PROBATION
MISDEMEANOR SUPERVISIONS - TYPES OF DISPOSITIONS - CLOSED AND INACTIVE

	COMPLETED PROBATION	REVOKE NEW OFFENSE	REVOKE NEW VIOLATION	ABSCONDED	OTHER	TOTAL
ADAMS						
PROBATION	127	10	17	0	0	154
TOTAL COURTS OF RECORD:	127	10	17	0	0	154
COUNTY TOTAL:	127	10	17	0	0	154
ALLEN						
ADULT PROBATION	140	35	37	6	57	275
TOTAL COURTS OF RECORD:	140	35	37	6	57	275
COUNTY TOTAL:	140	35	37	6	57	275
BARTHOLOMEW						
PROBATION	817	18	92	0	0	927
TOTAL COURTS OF RECORD:	817	18	92	0	0	927
COUNTY TOTAL:	817	18	92	0	0	927
BENTON						
PROBATION	60	2	0	1	30	93
TOTAL COURTS OF RECORD:	60	2	0	1	30	93
COUNTY TOTAL:	60	2	0	1	30	93
BLACKFORD						
PROBATION	75	4	5	0	0	84
TOTAL COURTS OF RECORD:	75	4	5	0	0	84
COUNTY TOTAL:	75	4	5	0	0	84
BOONE						
PROBATION	437	35	49	0	5	526
TOTAL COURTS OF RECORD:	437	35	49	0	5	526
COUNTY TOTAL:	437	35	49	0	5	526
BROWN						
PROBATION	35	10	8	8	15	76
TOTAL COURTS OF RECORD:	35	10	8	8	15	76
COUNTY TOTAL:	35	10	8	8	15	76
CARROLL						
PROBATION	93	26	25	2	0	146
TOTAL COURTS OF RECORD:	93	26	25	2	0	146
COUNTY TOTAL:	93	26	25	2	0	146
CASS						
ADULT PROBATION	211	37	3	0	1	252
TOTAL COURTS OF RECORD:	211	37	3	0	1	252
COUNTY TOTAL:	211	37	3	0	1	252

ADULT PROBATION
MISDEMEANOR SUPERVISIONS - TYPES OF DISPOSITIONS - CLOSED AND INACTIVE

	COMPLETED PROBATION	REVOKE NEW OFFENSE	REVOKE NEW VIOLATION	ABSCONDED	OTHER	TOTAL
CLARK						
PROBATION	655	46	17	213	19	950
TOTAL COURTS OF RECORD:	655	46	17	213	19	950
CLARKSVILLE TOWN PROBATION	502	4	0	78	0	584
JEFFERSONVILLE CITY PROBATION	441	0	0	0	0	441
TOTAL CITY & TOWN:	943	4	0	78	0	1,025
COUNTY TOTAL:	1,598	50	17	291	19	1,975
CLAY						
PROBATION	221	24	30	0	0	275
TOTAL COURTS OF RECORD:	221	24	30	0	0	275
COUNTY TOTAL:	221	24	30	0	0	275
CLINTON						
PROBATION	163	30	43	0	21	257
TOTAL COURTS OF RECORD:	163	30	43	0	21	257
COUNTY TOTAL:	163	30	43	0	21	257
CRAWFORD						
PROBATION	64	0	0	0	0	64
TOTAL COURTS OF RECORD:	64	0	0	0	0	64
COUNTY TOTAL:	64	0	0	0	0	64
DAVIESS						
PROBATION	266	15	6	0	10	297
TOTAL COURTS OF RECORD:	266	15	6	0	10	297
COUNTY TOTAL:	266	15	6	0	10	297
DEARBORN						
PROBATION	526	2	5	123	99	755
TOTAL COURTS OF RECORD:	526	2	5	123	99	755
COUNTY TOTAL:	526	2	5	123	99	755
DECATUR						
ADULT PROBATION	182	20	10	0	3	215
TOTAL COURTS OF RECORD:	182	20	10	0	3	215
COUNTY TOTAL:	182	20	10	0	3	215
DEKALB						
PROBATION	223	34	26	15	1	299
TOTAL COURTS OF RECORD:	223	34	26	15	1	299
COUNTY TOTAL:	223	34	26	15	1	299
DELAWARE						
ADULT PROBATION	127	20	17	0	149	313
TOTAL COURTS OF RECORD:	127	20	17	0	149	313
MUNCIE CITY PROBATION	926	34	66	68	0	1,094
TOTAL CITY & TOWN:	926	34	66	68	0	1,094
COUNTY TOTAL:	1,053	54	83	68	149	1,407

ADULT PROBATION
MISDEMEANOR SUPERVISIONS - TYPES OF DISPOSITIONS - CLOSED AND INACTIVE

	COMPLETED PROBATION	REVOKE NEW OFFENSE	REVOKE NEW VIOLATION	ABSCONDED	OTHER	TOTAL
DUBOIS						
PROBATION	256	45	38	13	2	354
TOTAL COURTS OF RECORD:	256	45	38	13	2	354
COUNTY TOTAL:	256	45	38	13	2	354
ELKHART						
PROBATION	660	99	64	59	35	917
TOTAL COURTS OF RECORD:	660	99	64	59	35	917
ELKHART CITY PROBATION	542	28	38	199	1	808
GOSHEN CITY PROBATION	208	35	32	49	0	324
TOTAL CITY & TOWN:	750	63	70	248	1	1,132
COUNTY TOTAL:	1,410	162	134	307	36	2,049
FAYETTE						
PROBATION	188	4	2	28	7	229
TOTAL COURTS OF RECORD:	188	4	2	28	7	229
COUNTY TOTAL:	188	4	2	28	7	229
FLOYD						
PROBATION	455	67	24	137	56	739
TOTAL COURTS OF RECORD:	455	67	24	137	56	739
COUNTY TOTAL:	455	67	24	137	56	739
FOUNTAIN						
PROBATION	53	6	5	0	0	64
TOTAL COURTS OF RECORD:	53	6	5	0	0	64
ATTICA CITY PROBATION	10	1	0	0	0	11
TOTAL CITY & TOWN:	10	1	0	0	0	11
COUNTY TOTAL:	63	7	5	0	0	75
FRANKLIN						
PROBATION	212	8	0	0	8	228
TOTAL COURTS OF RECORD:	212	8	0	0	8	228
COUNTY TOTAL:	212	8	0	0	8	228
FULTON						
PROBATION	209	13	14	0	0	236
TOTAL COURTS OF RECORD:	209	13	14	0	0	236
COUNTY TOTAL:	209	13	14	0	0	236
GIBSON						
PROBATION	323	32	20	21	23	419
TOTAL COURTS OF RECORD:	323	32	20	21	23	419
COUNTY TOTAL:	323	32	20	21	23	419

ADULT PROBATION
MISDEMEANOR SUPERVISIONS - TYPES OF DISPOSITIONS - CLOSED AND INACTIVE

	COMPLETED PROBATION	REVOKE NEW OFFENSE	REVOKE NEW VIOLATION	ABSCONDED	OTHER	TOTAL
GRANT						
PROBATION	194	31	23	0	0	248
TOTAL COURTS OF RECORD:	194	31	23	0	0	248
GAS CITY PROBATION	18	12	13	0	0	43
MARION CITY PROBATION	264	25	21	12	0	322
TOTAL CITY & TOWN:	282	37	34	12	0	365
COUNTY TOTAL:	476	68	57	12	0	613
GREENE						
PROBATION	93	8	11	1	12	125
TOTAL COURTS OF RECORD:	93	8	11	1	12	125
COUNTY TOTAL:	93	8	11	1	12	125
HAMILTON						
PROBATION	1,182	127	176	29	29	1,543
TOTAL COURTS OF RECORD:	1,182	127	176	29	29	1,543
COUNTY TOTAL:	1,182	127	176	29	29	1,543
HANCOCK						
PROBATION	284	30	104	4	129	551
TOTAL COURTS OF RECORD:	284	30	104	4	129	551
COUNTY TOTAL:	284	30	104	4	129	551
HARRISON						
ADULT PROBATION	525	61	89	15	32	722
TOTAL COURTS OF RECORD:	525	61	89	15	32	722
COUNTY TOTAL:	525	61	89	15	32	722
HENDRICKS						
PROBATION	557	63	116	15	0	751
TOTAL COURTS OF RECORD:	557	63	116	15	0	751
PLAINFIELD TOWN PROBATION	72	10	5	0	0	87
TOTAL CITY & TOWN:	72	10	5	0	0	87
COUNTY TOTAL:	629	73	121	15	0	838
HENRY						
PROBATION	46	5	3	0	13	67
TOTAL COURTS OF RECORD:	46	5	3	0	13	67
COUNTY TOTAL:	46	5	3	0	13	67
HOWARD						
PROBATION	389	1	7	0	68	465
TOTAL COURTS OF RECORD:	389	1	7	0	68	465
COUNTY TOTAL:	389	1	7	0	68	465
HUNTINGTON						
PROBATION	0	0	0	0	0	0
TOTAL COURTS OF RECORD:	0	0	0	0	0	0
COUNTY TOTAL:	0	0	0	0	0	0

ADULT PROBATION
MISDEMEANOR SUPERVISIONS - TYPES OF DISPOSITIONS - CLOSED AND INACTIVE

	COMPLETED PROBATION	REVOKE NEW OFFENSE	REVOKE NEW VIOLATION	ABSCONDED	OTHER	TOTAL
JACKSON						
PROBATION	357	24	17	14	63	475
TOTAL COURTS OF RECORD:	357	24	17	14	63	475
COUNTY TOTAL:	357	24	17	14	63	475
JASPER						
PROBATION	241	25	21	128	1	416
TOTAL COURTS OF RECORD:	241	25	21	128	1	416
COUNTY TOTAL:	241	25	21	128	1	416
JAY						
PROBATION	138	12	3	0	1	154
TOTAL COURTS OF RECORD:	138	12	3	0	1	154
COUNTY TOTAL:	138	12	3	0	1	154
JEFFERSON						
PROBATION	148	12	2	1	0	163
TOTAL COURTS OF RECORD:	148	12	2	1	0	163
COUNTY TOTAL:	148	12	2	1	0	163
JENNINGS						
PROBATION	149	39	57	0	9	254
TOTAL COURTS OF RECORD:	149	39	57	0	9	254
COUNTY TOTAL:	149	39	57	0	9	254
JOHNSON						
PROBATION	332	58	118	0	17	525
TOTAL COURTS OF RECORD:	332	58	118	0	17	525
GREENWOOD CITY PROBATION	270	54	188	7	4	523
TOTAL CITY & TOWN:	270	54	188	7	4	523
COUNTY TOTAL:	602	112	306	7	21	1,048
KNOX						
PROBATION	449	44	25	0	0	518
TOTAL COURTS OF RECORD:	449	44	25	0	0	518
COUNTY TOTAL:	449	44	25	0	0	518
KOSCIUSKO						
PROBATION	219	27	11	0	0	257
TOTAL COURTS OF RECORD:	219	27	11	0	0	257
COUNTY TOTAL:	219	27	11	0	0	257
LAGRANGE						
PROBATION	218	20	51	0	0	289
TOTAL COURTS OF RECORD:	218	20	51	0	0	289
COUNTY TOTAL:	218	20	51	0	0	289

**ADULT PROBATION
MISDEMEANOR SUPERVISIONS - TYPES OF DISPOSITIONS - CLOSED AND INACTIVE**

	COMPLETED PROBATION	REVOKE NEW OFFENSE	REVOKE NEW VIOLATION	ABSCONDED	OTHER	TOTAL
LAKE						
ADULT PROBATION	2,039	129	167	621	209	3,165
TOTAL COURTS OF RECORD:	2,039	129	167	621	209	3,165
CROWN PT. CITY PROBATION	98	6	2	0	0	106
E. CHICAGO CITY PROBATION	881	9	6	313	0	1,209
GARY CITY PROBATION	223	70	24	98	14	429
HAMMOND CITY PROBATION	687	12	52	206	0	957
HOBART CITY PROBATION	24	0	0	14	3	41
LOWELL TOWN PROBATION	86	1	2	0	0	89
MERRILLVILLE TOWN PROBATION	175	2	1	60	556	794
SCHERERVILLE TOWN PROBATION	153	1	0	35	0	189
WHITING CITY PROBATION	84	0	0	6	0	90
TOTAL CITY & TOWN:	2,411	101	87	732	573	3,904
COUNTY TOTAL:	4,450	230	254	1,353	782	7,069
LAPORTE						
ADULT PROBATION	985	117	78	45	29	1,254
TOTAL COURTS OF RECORD:	985	117	78	45	29	1,254
COUNTY TOTAL:	985	117	78	45	29	1,254
LAWRENCE						
PROBATION	121	22	11	0	0	154
TOTAL COURTS OF RECORD:	121	22	11	0	0	154
COUNTY TOTAL:	121	22	11	0	0	154
MADISON						
ADULT PROBATION	503	66	42	54	0	665
TOTAL COURTS OF RECORD:	503	66	42	54	0	665
ANDERSON CITY PROBATION	495	49	36	215	67	862
ELWOOD CITY PROBATION	257	47	16	43	4	367
TOTAL CITY & TOWN:	752	96	52	258	71	1,229
COUNTY TOTAL:	1,255	162	94	312	71	1,894
MARION						
PROBATION	3,319	512	784	365	166	5,146
TOTAL COURTS OF RECORD:	3,319	512	784	365	166	5,146
COUNTY TOTAL:	3,319	512	784	365	166	5,146
MARSHALL						
PROBATION	340	41	42	13	61	497
TOTAL COURTS OF RECORD:	340	41	42	13	61	497
COUNTY TOTAL:	340	41	42	13	61	497
MARTIN						
PROBATION	32	8	8	2	0	50
TOTAL COURTS OF RECORD:	32	8	8	2	0	50
COUNTY TOTAL:	32	8	8	2	0	50

ADULT PROBATION
MISDEMEANOR SUPERVISIONS - TYPES OF DISPOSITIONS - CLOSED AND INACTIVE

	COMPLETED PROBATION	REVOKE NEW OFFENSE	REVOKE NEW VIOLATION	ABSCONDED	OTHER	TOTAL
MIAMI						
PROBATION	196	16	16	0	8	236
TOTAL COURTS OF RECORD:	196	16	16	0	8	236
COUNTY TOTAL:	196	16	16	0	8	236
MONROE						
PROBATION	854	60	86	35	187	1,222
TOTAL COURTS OF RECORD:	854	60	86	35	187	1,222
COUNTY TOTAL:	854	60	86	35	187	1,222
MONTGOMERY						
PROBATION	354	25	13	0	0	392
TOTAL COURTS OF RECORD:	354	25	13	0	0	392
COUNTY TOTAL:	354	25	13	0	0	392
MORGAN						
PROBATION	331	33	64	11	65	504
TOTAL COURTS OF RECORD:	331	33	64	11	65	504
COUNTY TOTAL:	331	33	64	11	65	504
NEWTON						
PROBATION	226	5	0	0	0	231
TOTAL COURTS OF RECORD:	226	5	0	0	0	231
COUNTY TOTAL:	226	5	0	0	0	231
NOBLE						
PROBATION	201	45	24	8	24	302
TOTAL COURTS OF RECORD:	201	45	24	8	24	302
COUNTY TOTAL:	201	45	24	8	24	302
OHIO						
PROBATION	57	2	2	0	1	62
TOTAL COURTS OF RECORD:	57	2	2	0	1	62
COUNTY TOTAL:	57	2	2	0	1	62
ORANGE						
PROBATION	44	3	1	0	0	48
TOTAL COURTS OF RECORD:	44	3	1	0	0	48
COUNTY TOTAL:	44	3	1	0	0	48
OWEN						
PROBATION	97	23	24	0	43	187
TOTAL COURTS OF RECORD:	97	23	24	0	43	187
COUNTY TOTAL:	97	23	24	0	43	187
PARKE						
PROBATION	162	9	7	18	2	198
TOTAL COURTS OF RECORD:	162	9	7	18	2	198
COUNTY TOTAL:	162	9	7	18	2	198

ADULT PROBATION
MISDEMEANOR SUPERVISIONS - TYPES OF DISPOSITIONS - CLOSED AND INACTIVE

	COMPLETED PROBATION	REVOKE NEW OFFENSE	REVOKE NEW VIOLATION	ABSCONDED	OTHER	TOTAL
PERRY						
PROBATION	227	11	55	3	2	298
TOTAL COURTS OF RECORD:	227	11	55	3	2	298
COUNTY TOTAL:	227	11	55	3	2	298
PIKE						
PROBATION	59	10	8	0	13	90
TOTAL COURTS OF RECORD:	59	10	8	0	13	90
COUNTY TOTAL:	59	10	8	0	13	90
PORTER						
ADULT PROBATION	2,086	141	194	9	74	2,504
TOTAL COURTS OF RECORD:	2,086	141	194	9	74	2,504
COUNTY TOTAL:	2,086	141	194	9	74	2,504
POSEY						
PROBATION	101	14	6	11	10	142
TOTAL COURTS OF RECORD:	101	14	6	11	10	142
COUNTY TOTAL:	101	14	6	11	10	142
PULASKI						
PROBATION	58	9	7	3	1	78
TOTAL COURTS OF RECORD:	58	9	7	3	1	78
COUNTY TOTAL:	58	9	7	3	1	78
PUTNAM						
ADULT PROBATION	225	11	21	3	75	335
TOTAL COURTS OF RECORD:	225	11	21	3	75	335
COUNTY TOTAL:	225	11	21	3	75	335
RANDOLPH						
PROBATION	38	3	6	0	1	48
TOTAL COURTS OF RECORD:	38	3	6	0	1	48
COUNTY TOTAL:	38	3	6	0	1	48
RIPLEY						
PROBATION	138	25	26	26	10	225
TOTAL COURTS OF RECORD:	138	25	26	26	10	225
COUNTY TOTAL:	138	25	26	26	10	225
RUSH						
PROBATION	146	27	5	0	0	178
TOTAL COURTS OF RECORD:	146	27	5	0	0	178
COUNTY TOTAL:	146	27	5	0	0	178
ST. JOSEPH						
ADULT PROBATION	1,160	36	74	194	19	1,483
TOTAL COURTS OF RECORD:	1,160	36	74	194	19	1,483
COUNTY TOTAL:	1,160	36	74	194	19	1,483

ADULT PROBATION
MISDEMEANOR SUPERVISIONS - TYPES OF DISPOSITIONS - CLOSED AND INACTIVE

	COMPLETED PROBATION	REVOKE NEW OFFENSE	REVOKE NEW VIOLATION	ABSCONDED	OTHER	TOTAL
SCOTT						
PROBATION	176	27	8	16	38	265
TOTAL COURTS OF RECORD:	176	27	8	16	38	265
COUNTY TOTAL:	176	27	8	16	38	265
SHELBY						
PROBATION	178	20	42	11	0	251
TOTAL COURTS OF RECORD:	178	20	42	11	0	251
COUNTY TOTAL:	178	20	42	11	0	251
SPENCER						
PROBATION	146	0	0	0	0	146
TOTAL COURTS OF RECORD:	146	0	0	0	0	146
COUNTY TOTAL:	146	0	0	0	0	146
STARKE						
PROBATION	7	1	3	0	3	14
TOTAL COURTS OF RECORD:	7	1	3	0	3	14
COUNTY TOTAL:	7	1	3	0	3	14
STEUBEN						
PROBATION	239	27	29	36	1	332
TOTAL COURTS OF RECORD:	239	27	29	36	1	332
COUNTY TOTAL:	239	27	29	36	1	332
SULLIVAN						
PROBATION	287	0	12	0	0	299
TOTAL COURTS OF RECORD:	287	0	12	0	0	299
COUNTY TOTAL:	287	0	12	0	0	299
SWITZERLAND						
PROBATION	86	1	1	1	2	91
TOTAL COURTS OF RECORD:	86	1	1	1	2	91
COUNTY TOTAL:	86	1	1	1	2	91
TIPPECANOE						
PROBATION	138	3	6	2	6	155
TOTAL COURTS OF RECORD:	138	3	6	2	6	155
COUNTY TOTAL:	138	3	6	2	6	155
TIPTON						
PROBATION	75	6	1	8	9	99
TOTAL COURTS OF RECORD:	75	6	1	8	9	99
COUNTY TOTAL:	75	6	1	8	9	99
UNION						
PROBATION	17	2	1	0	2	22
TOTAL COURTS OF RECORD:	17	2	1	0	2	22
COUNTY TOTAL:	17	2	1	0	2	22

ADULT PROBATION
MISDEMEANOR SUPERVISIONS - TYPES OF DISPOSITIONS - CLOSED AND INACTIVE

	COMPLETED PROBATION	REVOKE NEW OFFENSE	REVOKE NEW VIOLATION	ABSCONDED	OTHER	TOTAL
VANDERBURGH						
PROBATION	403	19	56	70	11	559
TOTAL COURTS OF RECORD:	403	19	56	70	11	559
COUNTY TOTAL:	403	19	56	70	11	559
VERMILLION						
PROBATION	130	0	0	0	0	130
TOTAL COURTS OF RECORD:	130	0	0	0	0	130
COUNTY TOTAL:	130	0	0	0	0	130
VIGO						
ADULT PROBATION	62	2	6	4	88	162
TOTAL COURTS OF RECORD:	62	2	6	4	88	162
COUNTY TOTAL:	62	2	6	4	88	162
WABASH						
PROBATION	228	61	44	4	0	337
TOTAL COURTS OF RECORD:	228	61	44	4	0	337
COUNTY TOTAL:	228	61	44	4	0	337
WARREN						
PROBATION	83	3	1	0	8	95
TOTAL COURTS OF RECORD:	83	3	1	0	8	95
COUNTY TOTAL:	83	3	1	0	8	95
WARRICK						
PROBATION	428	10	7	8	0	453
TOTAL COURTS OF RECORD:	428	10	7	8	0	453
COUNTY TOTAL:	428	10	7	8	0	453
WASHINGTON						
PROBATION	233	29	18	42	36	358
TOTAL COURTS OF RECORD:	233	29	18	42	36	358
COUNTY TOTAL:	233	29	18	42	36	358
WAYNE						
PROBATION	199	19	39	19	52	328
TOTAL COURTS OF RECORD:	199	19	39	19	52	328
COUNTY TOTAL:	199	19	39	19	52	328
WELLS						
PROBATION	156	30	43	4	11	244
TOTAL COURTS OF RECORD:	156	30	43	4	11	244
COUNTY TOTAL:	156	30	43	4	11	244
WHITE						
PROBATION	385	0	2	5	0	392
TOTAL COURTS OF RECORD:	385	0	2	5	0	392
COUNTY TOTAL:	385	0	2	5	0	392

ADULT PROBATION
MISDEMEANOR SUPERVISIONS - TYPES OF DISPOSITIONS - CLOSED AND INACTIVE

	COMPLETED PROBATION	REVOKE NEW OFFENSE	REVOKE NEW VIOLATION	ABSCONDED	OTHER	TOTAL
WHITLEY						
PROBATION	43	8	19	7	2	79
TOTAL COURTS OF RECORD:	43	8	19	7	2	79
COUNTY TOTAL:	43	8	19	7	2	79
STATE TOTALS						
GRAND TOTAL CIRCUIT, SUPERIOR & PROBATE:	30,097	2,900	3,500	2,491	2,184	41,172
GRAND TOTAL CITY & TOWN:	6,416	400	502	1,403	649	9,370
GRAND TOTAL:	36,513	3,300	4,002	3,894	2,833	50,542

ADULT PROBATION
MISDEMEANOR SUPERVISIONS PENDING 12/31/2014

	PRE	POST	SPLIT	INTER-STATE	INTRA-STATE	IN LIEU OF PROSECUTION	WITHHELD	DRUG	OTHER	TOTAL
ADAMS										
PROBATION	0	427	1	2	10	0	0	0	0	440
TOTAL COURTS OF RECORD:	0	427	1	2	10	0	0	0	0	440
COUNTY TOTAL:	0	427	1	2	10	0	0	0	0	440
ALLEN										
ADULT PROBATION	0	163	133	4	56	3	0	0	0	359
TOTAL COURTS OF RECORD:	0	163	133	4	56	3	0	0	0	359
COUNTY TOTAL:	0	163	133	4	56	3	0	0	0	359
BARTHOLOMEW										
PROBATION	2	1,050	25	1	13	0	0	0	0	1,091
TOTAL COURTS OF RECORD:	2	1,050	25	1	13	0	0	0	0	1,091
COUNTY TOTAL:	2	1,050	25	1	13	0	0	0	0	1,091
BENTON										
PROBATION	0	163	21	4	1	0	0	0	0	189
TOTAL COURTS OF RECORD:	0	163	21	4	1	0	0	0	0	189
COUNTY TOTAL:	0	163	21	4	1	0	0	0	0	189
BLACKFORD										
PROBATION	0	130	5	0	11	0	0	0	0	146
TOTAL COURTS OF RECORD:	0	130	5	0	11	0	0	0	0	146
COUNTY TOTAL:	0	130	5	0	11	0	0	0	0	146
BOONE										
PROBATION	0	821	10	0	108	24	0	0	0	963
TOTAL COURTS OF RECORD:	0	821	10	0	108	24	0	0	0	963
COUNTY TOTAL:	0	821	10	0	108	24	0	0	0	963
BROWN										
PROBATION	0	118	18	0	5	0	0	0	4	145
TOTAL COURTS OF RECORD:	0	118	18	0	5	0	0	0	4	145
COUNTY TOTAL:	0	118	18	0	5	0	0	0	4	145
CARROLL										
PROBATION	0	127	9	1	6	0	0	0	0	143
TOTAL COURTS OF RECORD:	0	127	9	1	6	0	0	0	0	143
COUNTY TOTAL:	0	127	9	1	6	0	0	0	0	143
CASS										
ADULT PROBATION	0	593	104	0	7	0	0	0	0	704
TOTAL COURTS OF RECORD:	0	593	104	0	7	0	0	0	0	704
COUNTY TOTAL:	0	593	104	0	7	0	0	0	0	704
CLARK										
PROBATION	15	1,513	37	7	31	0	1	0	4	1,608
TOTAL COURTS OF RECORD:	15	1,513	37	7	31	0	1	0	4	1,608
CLARKSVILLE TOWN PROBATION	0	634	0	0	0	0	1	0	0	635
JEFFERSONVILLE CITY PROBATION	0	281	0	0	0	0	0	0	79	360
TOTAL CITY & TOWN:	0	915	0	0	0	0	1	0	79	995
COUNTY TOTAL:	15	2,428	37	7	31	0	2	0	83	2,603

ADULT PROBATION
MISDEMEANOR SUPERVISIONS PENDING 12/31/2014

	PRE	POST	SPLIT	INTER- STATE	INTRA- STATE	IN LIEU OF PROSECUTION	WITHHELD	DRUG	OTHER	TOTAL
CLAY										
PROBATION	0	392	0	0	25	0	0	0	0	417
TOTAL COURTS OF RECORD:	0	392	0	0	25	0	0	0	0	417
COUNTY TOTAL:	0	392	0	0	25	0	0	0	0	417
CLINTON										
PROBATION	1	412	233	1	15	1	11	0	29	703
TOTAL COURTS OF RECORD:	1	412	233	1	15	1	11	0	29	703
COUNTY TOTAL:	1	412	233	1	15	1	11	0	29	703
CRAWFORD										
PROBATION	0	67	133	0	7	0	0	0	0	207
TOTAL COURTS OF RECORD:	0	67	133	0	7	0	0	0	0	207
COUNTY TOTAL:	0	67	133	0	7	0	0	0	0	207
DAVIESS										
PROBATION	0	217	13	0	16	15	2	0	0	263
TOTAL COURTS OF RECORD:	0	217	13	0	16	15	2	0	0	263
COUNTY TOTAL:	0	217	13	0	16	15	2	0	0	263
DEARBORN										
PROBATION	4	340	596	8	8	2	1	0	22	981
TOTAL COURTS OF RECORD:	4	340	596	8	8	2	1	0	22	981
COUNTY TOTAL:	4	340	596	8	8	2	1	0	22	981
DECATUR										
ADULT PROBATION	0	40	81	1	9	0	0	0	0	131
TOTAL COURTS OF RECORD:	0	40	81	1	9	0	0	0	0	131
COUNTY TOTAL:	0	40	81	1	9	0	0	0	0	131
DEKALB										
PROBATION	1	273	1	1	3	59	0	0	0	338
TOTAL COURTS OF RECORD:	1	273	1	1	3	59	0	0	0	338
COUNTY TOTAL:	1	273	1	1	3	59	0	0	0	338
DELAWARE										
ADULT PROBATION	2	274	16	2	16	0	0	1	0	311
TOTAL COURTS OF RECORD:	2	274	16	2	16	0	0	1	0	311
MUNCIE CITY PROBATION	0	347	0	0	0	194	0	0	0	541
TOTAL CITY & TOWN:	0	347	0	0	0	194	0	0	0	541
COUNTY TOTAL:	2	621	16	2	16	194	0	1	0	852
DUBOIS										
PROBATION	0	163	45	0	22	0	10	6	0	246
TOTAL COURTS OF RECORD:	0	163	45	0	22	0	10	6	0	246
COUNTY TOTAL:	0	163	45	0	22	0	10	6	0	246

ADULT PROBATION
MISDEMEANOR SUPERVISIONS PENDING 12/31/2014

	PRE	POST	SPLIT	INTER-STATE	INTRA-STATE	IN LIEU OF PROSECUTION	WITHHELD	DRUG	OTHER	TOTAL
ELKHART										
PROBATION	0	1,053	74	6	12	27	6	0	0	1,178
TOTAL COURTS OF RECORD:	0	1,053	74	6	12	27	6	0	0	1,178
ELKHART CITY PROBATION	7	25	4	5	63	35	0	0	1,022	1,161
GOSHEN CITY PROBATION	0	350	1	0	38	0	0	0	0	389
TOTAL CITY & TOWN:	7	375	5	5	101	35	0	0	1,022	1,550
COUNTY TOTAL:	7	1,428	79	11	113	62	6	0	1,022	2,728
FAYETTE										
PROBATION	0	154	36	0	2	0	0	0	0	192
TOTAL COURTS OF RECORD:	0	154	36	0	2	0	0	0	0	192
COUNTY TOTAL:	0	154	36	0	2	0	0	0	0	192
FLOYD										
PROBATION	0	323	131	3	24	0	18	0	0	499
TOTAL COURTS OF RECORD:	0	323	131	3	24	0	18	0	0	499
COUNTY TOTAL:	0	323	131	3	24	0	18	0	0	499
FOUNTAIN										
PROBATION	0	49	0	2	5	0	0	0	0	56
TOTAL COURTS OF RECORD:	0	49	0	2	5	0	0	0	0	56
ATTICA CITY PROBATION	0	10	0	0	0	0	0	0	0	10
TOTAL CITY & TOWN:	0	10	0	0	0	0	0	0	0	10
COUNTY TOTAL:	0	59	0	2	5	0	0	0	0	66
FRANKLIN										
PROBATION	0	134	49	0	10	0	0	0	0	193
TOTAL COURTS OF RECORD:	0	134	49	0	10	0	0	0	0	193
COUNTY TOTAL:	0	134	49	0	10	0	0	0	0	193
FULTON										
PROBATION	0	172	1	0	3	0	0	0	0	176
TOTAL COURTS OF RECORD:	0	172	1	0	3	0	0	0	0	176
COUNTY TOTAL:	0	172	1	0	3	0	0	0	0	176
GIBSON										
PROBATION	3	259	26	2	15	13	16	5	3	342
TOTAL COURTS OF RECORD:	3	259	26	2	15	13	16	5	3	342
COUNTY TOTAL:	3	259	26	2	15	13	16	5	3	342
GRANT										
PROBATION	0	166	22	1	7	0	0	4	0	200
TOTAL COURTS OF RECORD:	0	166	22	1	7	0	0	4	0	200
GAS CITY PROBATION	0	307	0	0	0	0	0	0	0	307
MARION CITY PROBATION	0	0	0	0	0	0	0	0	0	0
TOTAL CITY & TOWN:	0	307	0	0	0	0	0	0	0	307
COUNTY TOTAL:	0	473	22	1	7	0	0	4	0	507
GREENE										
PROBATION	0	52	95	0	18	1	0	0	0	166
TOTAL COURTS OF RECORD:	0	52	95	0	18	1	0	0	0	166
COUNTY TOTAL:	0	52	95	0	18	1	0	0	0	166

ADULT PROBATION
MISDEMEANOR SUPERVISIONS PENDING 12/31/2014

	PRE	POST	SPLIT	INTER-STATE	INTRA-STATE	IN LIEU OF PROSECUTION	WITHHELD	DRUG	OTHER	TOTAL
HAMILTON										
PROBATION	0	1,296	269	5	29	0	47	0	0	1,646
TOTAL COURTS OF RECORD:	0	1,296	269	5	29	0	47	0	0	1,646
COUNTY TOTAL:	0	1,296	269	5	29	0	47	0	0	1,646
HANCOCK										
PROBATION	0	947	48	6	45	4	0	0	4	1,054
TOTAL COURTS OF RECORD:	0	947	48	6	45	4	0	0	4	1,054
COUNTY TOTAL:	0	947	48	6	45	4	0	0	4	1,054
HARRISON										
ADULT PROBATION	0	47	6	1	0	0	0	0	0	54
TOTAL COURTS OF RECORD:	0	47	6	1	0	0	0	0	0	54
COUNTY TOTAL:	0	47	6	1	0	0	0	0	0	54
HENDRICKS										
PROBATION	1	541	37	1	34	0	36	2	0	652
TOTAL COURTS OF RECORD:	1	541	37	1	34	0	36	2	0	652
PLAINFIELD TOWN PROBATION	0	81	2	0	0	1	6	0	0	90
TOTAL CITY & TOWN:	0	81	2	0	0	1	6	0	0	90
COUNTY TOTAL:	1	622	39	1	34	1	42	2	0	742
HENRY										
PROBATION	4	62	3	4	14	1	0	0	0	88
TOTAL COURTS OF RECORD:	4	62	3	4	14	1	0	0	0	88
COUNTY TOTAL:	4	62	3	4	14	1	0	0	0	88
HOWARD										
PROBATION	1	1,294	27	3	33	0	0	0	0	1,358
TOTAL COURTS OF RECORD:	1	1,294	27	3	33	0	0	0	0	1,358
COUNTY TOTAL:	1	1,294	27	3	33	0	0	0	0	1,358
HUNTINGTON										
PROBATION	1	164	419	0	6	5	0	12	3	610
TOTAL COURTS OF RECORD:	1	164	419	0	6	5	0	12	3	610
COUNTY TOTAL:	1	164	419	0	6	5	0	12	3	610
JACKSON										
PROBATION	1	278	237	1	13	0	0	0	0	530
TOTAL COURTS OF RECORD:	1	278	237	1	13	0	0	0	0	530
COUNTY TOTAL:	1	278	237	1	13	0	0	0	0	530
JASPER										
PROBATION	0	105	44	7	9	13	0	0	112	290
TOTAL COURTS OF RECORD:	0	105	44	7	9	13	0	0	112	290
COUNTY TOTAL:	0	105	44	7	9	13	0	0	112	290
JAY										
PROBATION	0	159	0	0	4	6	0	0	0	169
TOTAL COURTS OF RECORD:	0	159	0	0	4	6	0	0	0	169
COUNTY TOTAL:	0	159	0	0	4	6	0	0	0	169

ADULT PROBATION
MISDEMEANOR SUPERVISIONS PENDING 12/31/2014

	PRE	POST	SPLIT	INTER-STATE	INTRA-STATE	IN LIEU OF PROSECUTION	WITHHELD	DRUG	OTHER	TOTAL
JEFFERSON										
PROBATION	0	142	48	7	19	0	0	0	0	216
TOTAL COURTS OF RECORD:	0	142	48	7	19	0	0	0	0	216
COUNTY TOTAL:	0	142	48	7	19	0	0	0	0	216
JENNINGS										
PROBATION	0	418	1	2	10	0	0	0	0	431
TOTAL COURTS OF RECORD:	0	418	1	2	10	0	0	0	0	431
COUNTY TOTAL:	0	418	1	2	10	0	0	0	0	431
JOHNSON										
PROBATION	0	531	48	1	45	0	0	0	0	625
TOTAL COURTS OF RECORD:	0	531	48	1	45	0	0	0	0	625
GREENWOOD CITY PROBATION	56	731	16	2	1	2	0	26	0	834
TOTAL CITY & TOWN:	56	731	16	2	1	2	0	26	0	834
COUNTY TOTAL:	56	1,262	64	3	46	2	0	26	0	1,459
KNOX										
PROBATION	0	1,876	0	1	30	0	0	0	0	1,907
TOTAL COURTS OF RECORD:	0	1,876	0	1	30	0	0	0	0	1,907
COUNTY TOTAL:	0	1,876	0	1	30	0	0	0	0	1,907
KOSCIUSKO										
PROBATION	0	581	36	0	0	0	0	0	0	617
TOTAL COURTS OF RECORD:	0	581	36	0	0	0	0	0	0	617
COUNTY TOTAL:	0	581	36	0	0	0	0	0	0	617
LAGRANGE										
PROBATION	0	142	29	0	1	0	21	0	0	193
TOTAL COURTS OF RECORD:	0	142	29	0	1	0	21	0	0	193
COUNTY TOTAL:	0	142	29	0	1	0	21	0	0	193
LAKE										
ADULT PROBATION	924	1,830	4	283	49	206	237	19	278	3,830
TOTAL COURTS OF RECORD:	924	1,830	4	283	49	206	237	19	278	3,830
CROWN PT. CITY PROBATION	0	77	0	0	0	0	0	0	0	77
E. CHICAGO CITY PROBATION	0	374	15	1	8	1,661	0	0	57	2,116
GARY CITY PROBATION	0	2,233	0	2	3	98	0	0	0	2,336
HAMMOND CITY PROBATION	20	341	0	1	1	139	117	0	0	619
HOBART CITY PROBATION	0	112	0	0	0	0	0	0	4	116
LOWELL TOWN PROBATION	0	74	0	0	0	0	0	0	0	74
MERRILLVILLE TOWN PROBATION	0	131	0	0	0	0	1	0	0	132
SCHERERVILLE TOWN PROBATION	0	129	0	0	0	0	0	0	0	129
WHITING CITY PROBATION	0	35	0	0	0	0	48	0	0	83
TOTAL CITY & TOWN:	20	3,506	15	4	12	1,898	166	0	61	5,682
COUNTY TOTAL:	944	5,336	19	287	61	2,104	403	19	339	9,512
LAPORTE										
ADULT PROBATION	64	824	106	6	8	11	0	0	2	1,021
TOTAL COURTS OF RECORD:	64	824	106	6	8	11	0	0	2	1,021
COUNTY TOTAL:	64	824	106	6	8	11	0	0	2	1,021

ADULT PROBATION
MISDEMEANOR SUPERVISIONS PENDING 12/31/2014

	PRE	POST	SPLIT	INTER-STATE	INTRA-STATE	IN LIEU OF PROSECUTION	WITHHELD	DRUG	OTHER	TOTAL
LAWRENCE										
PROBATION	0	340	0	0	0	0	0	0	36	376
TOTAL COURTS OF RECORD:	0	340	0	0	0	0	0	0	36	376
COUNTY TOTAL:	0	340	0	0	0	0	0	0	36	376
MADISON										
ADULT PROBATION	22	1,028	1	10	9	218	0	0	2	1,290
TOTAL COURTS OF RECORD:	22	1,028	1	10	9	218	0	0	2	1,290
ANDERSON CITY PROBATION	5	4,663	17	0	0	109	50	0	0	4,844
ELWOOD CITY PROBATION	0	66	0	0	0	0	56	0	186	308
TOTAL CITY & TOWN:	5	4,729	17	0	0	109	106	0	186	5,152
COUNTY TOTAL:	27	5,757	18	10	9	327	106	0	188	6,442
MARION										
PROBATION	52	2,939	286	12	210	0	0	0	0	3,499
TOTAL COURTS OF RECORD:	52	2,939	286	12	210	0	0	0	0	3,499
COUNTY TOTAL:	52	2,939	286	12	210	0	0	0	0	3,499
MARSHALL										
PROBATION	0	408	12	2	5	0	79	0	0	506
TOTAL COURTS OF RECORD:	0	408	12	2	5	0	79	0	0	506
COUNTY TOTAL:	0	408	12	2	5	0	79	0	0	506
MARTIN										
PROBATION	0	31	0	0	5	0	0	0	0	36
TOTAL COURTS OF RECORD:	0	31	0	0	5	0	0	0	0	36
COUNTY TOTAL:	0	31	0	0	5	0	0	0	0	36
MIAMI										
PROBATION	0	477	9	4	35	2	0	0	4	531
TOTAL COURTS OF RECORD:	0	477	9	4	35	2	0	0	4	531
COUNTY TOTAL:	0	477	9	4	35	2	0	0	4	531
MONROE										
PROBATION	32	872	20	3	51	0	0	30	9	1,017
TOTAL COURTS OF RECORD:	32	872	20	3	51	0	0	30	9	1,017
COUNTY TOTAL:	32	872	20	3	51	0	0	30	9	1,017
MONTGOMERY										
PROBATION	1	163	69	1	20	2	0	1	3	260
TOTAL COURTS OF RECORD:	1	163	69	1	20	2	0	1	3	260
COUNTY TOTAL:	1	163	69	1	20	2	0	1	3	260
MORGAN										
PROBATION	2	283	2	1	21	35	0	0	0	344
TOTAL COURTS OF RECORD:	2	283	2	1	21	35	0	0	0	344
COUNTY TOTAL:	2	283	2	1	21	35	0	0	0	344
NEWTON										
PROBATION	0	108	13	0	6	213	0	0	0	340
TOTAL COURTS OF RECORD:	0	108	13	0	6	213	0	0	0	340
COUNTY TOTAL:	0	108	13	0	6	213	0	0	0	340

ADULT PROBATION
MISDEMEANOR SUPERVISIONS PENDING 12/31/2014

	PRE	POST	SPLIT	INTER-STATE	INTRA-STATE	IN LIEU OF PROSECUTION	WITHHELD	DRUG	OTHER	TOTAL
NOBLE										
PROBATION	0	144	231	9	25	5	0	0	13	427
TOTAL COURTS OF RECORD:	0	144	231	9	25	5	0	0	13	427
COUNTY TOTAL:	0	144	231	9	25	5	0	0	13	427
OHIO										
PROBATION	0	45	16	0	0	0	0	0	0	61
TOTAL COURTS OF RECORD:	0	45	16	0	0	0	0	0	0	61
COUNTY TOTAL:	0	45	16	0	0	0	0	0	0	61
ORANGE										
PROBATION	0	43	16	0	102	0	0	0	0	161
TOTAL COURTS OF RECORD:	0	43	16	0	102	0	0	0	0	161
COUNTY TOTAL:	0	43	16	0	102	0	0	0	0	161
OWEN										
PROBATION	0	82	27	0	26	0	0	0	0	135
TOTAL COURTS OF RECORD:	0	82	27	0	26	0	0	0	0	135
COUNTY TOTAL:	0	82	27	0	26	0	0	0	0	135
PARKE										
PROBATION	5	102	4	3	0	0	77	8	23	222
TOTAL COURTS OF RECORD:	5	102	4	3	0	0	77	8	23	222
COUNTY TOTAL:	5	102	4	3	0	0	77	8	23	222
PERRY										
PROBATION	0	280	8	4	9	0	0	0	0	301
TOTAL COURTS OF RECORD:	0	280	8	4	9	0	0	0	0	301
COUNTY TOTAL:	0	280	8	4	9	0	0	0	0	301
PIKE										
PROBATION	0	134	1	0	4	1	0	0	0	140
TOTAL COURTS OF RECORD:	0	134	1	0	4	1	0	0	0	140
COUNTY TOTAL:	0	134	1	0	4	1	0	0	0	140
PORTER										
ADULT PROBATION	40	1,851	4	3	11	0	0	0	0	1,909
TOTAL COURTS OF RECORD:	40	1,851	4	3	11	0	0	0	0	1,909
COUNTY TOTAL:	40	1,851	4	3	11	0	0	0	0	1,909
POSEY										
PROBATION	1	90	6	1	0	1	34	0	0	133
TOTAL COURTS OF RECORD:	1	90	6	1	0	1	34	0	0	133
COUNTY TOTAL:	1	90	6	1	0	1	34	0	0	133
PULASKI										
PROBATION	0	35	14	0	0	0	3	0	0	52
TOTAL COURTS OF RECORD:	0	35	14	0	0	0	3	0	0	52
COUNTY TOTAL:	0	35	14	0	0	0	3	0	0	52

ADULT PROBATION
MISDEMEANOR SUPERVISIONS PENDING 12/31/2014

	PRE	POST	SPLIT	INTER-STATE	INTRA-STATE	IN LIEU OF PROSECUTION	WITHHELD	DRUG	OTHER	TOTAL
PUTNAM										
ADULT PROBATION	1	330	26	3	21	118	0	0	55	554
TOTAL COURTS OF RECORD:	1	330	26	3	21	118	0	0	55	554
COUNTY TOTAL:	1	330	26	3	21	118	0	0	55	554
RANDOLPH										
PROBATION	0	90	36	1	0	19	0	0	0	146
TOTAL COURTS OF RECORD:	0	90	36	1	0	19	0	0	0	146
COUNTY TOTAL:	0	90	36	1	0	19	0	0	0	146
RIPLEY										
PROBATION	0	178	28	0	7	0	0	0	0	213
TOTAL COURTS OF RECORD:	0	178	28	0	7	0	0	0	0	213
COUNTY TOTAL:	0	178	28	0	7	0	0	0	0	213
RUSH										
PROBATION	0	0	67	0	0	0	0	0	0	67
TOTAL COURTS OF RECORD:	0	0	67	0	0	0	0	0	0	67
COUNTY TOTAL:	0	0	67	0	0	0	0	0	0	67
ST. JOSEPH										
ADULT PROBATION	0	1,270	7	8	40	80	1	0	0	1,406
TOTAL COURTS OF RECORD:	0	1,270	7	8	40	80	1	0	0	1,406
COUNTY TOTAL:	0	1,270	7	8	40	80	1	0	0	1,406
SCOTT										
PROBATION	2	383	14	0	18	9	0	0	0	426
TOTAL COURTS OF RECORD:	2	383	14	0	18	9	0	0	0	426
COUNTY TOTAL:	2	383	14	0	18	9	0	0	0	426
SHELBY										
PROBATION	0	223	19	0	6	0	0	0	0	248
TOTAL COURTS OF RECORD:	0	223	19	0	6	0	0	0	0	248
COUNTY TOTAL:	0	223	19	0	6	0	0	0	0	248
SPENCER										
PROBATION	0	182	0	1	12	0	0	0	0	195
TOTAL COURTS OF RECORD:	0	182	0	1	12	0	0	0	0	195
COUNTY TOTAL:	0	182	0	1	12	0	0	0	0	195
STARKE										
PROBATION	0	0	22	2	15	0	0	0	0	39
TOTAL COURTS OF RECORD:	0	0	22	2	15	0	0	0	0	39
COUNTY TOTAL:	0	0	22	2	15	0	0	0	0	39
STEUBEN										
PROBATION	0	190	0	1	0	0	0	0	0	191
TOTAL COURTS OF RECORD:	0	190	0	1	0	0	0	0	0	191
COUNTY TOTAL:	0	190	0	1	0	0	0	0	0	191

ADULT PROBATION
MISDEMEANOR SUPERVISIONS PENDING 12/31/2014

	PRE	POST	SPLIT	INTER- STATE	INTRA- STATE	IN LIEU OF PROSECUTION	WITHHELD	DRUG	OTHER	TOTAL
SULLIVAN										
PROBATION	0	197	39	0	29	0	0	0	0	265
TOTAL COURTS OF RECORD:	0	197	39	0	29	0	0	0	0	265
COUNTY TOTAL:	0	197	39	0	29	0	0	0	0	265
SWITZERLAND										
PROBATION	0	73	0	0	2	0	0	0	0	75
TOTAL COURTS OF RECORD:	0	73	0	0	2	0	0	0	0	75
COUNTY TOTAL:	0	73	0	0	2	0	0	0	0	75
TIPPECANOE										
PROBATION	0	190	145	4	145	0	0	0	0	484
TOTAL COURTS OF RECORD:	0	190	145	4	145	0	0	0	0	484
COUNTY TOTAL:	0	190	145	4	145	0	0	0	0	484
TIPTON										
PROBATION	0	38	48	2	10	0	0	0	0	98
TOTAL COURTS OF RECORD:	0	38	48	2	10	0	0	0	0	98
COUNTY TOTAL:	0	38	48	2	10	0	0	0	0	98
UNION										
PROBATION	0	11	3	0	0	0	0	0	0	14
TOTAL COURTS OF RECORD:	0	11	3	0	0	0	0	0	0	14
COUNTY TOTAL:	0	11	3	0	0	0	0	0	0	14
VANDERBURGH										
PROBATION	0	362	5	1	36	0	7	0	15	426
TOTAL COURTS OF RECORD:	0	362	5	1	36	0	7	0	15	426
COUNTY TOTAL:	0	362	5	1	36	0	7	0	15	426
VERMILLION										
PROBATION	0	172	0	2	1	0	0	0	0	175
TOTAL COURTS OF RECORD:	0	172	0	2	1	0	0	0	0	175
COUNTY TOTAL:	0	172	0	2	1	0	0	0	0	175
VIGO										
ADULT PROBATION	0	175	8	5	47	0	0	0	1	236
TOTAL COURTS OF RECORD:	0	175	8	5	47	0	0	0	1	236
COUNTY TOTAL:	0	175	8	5	47	0	0	0	1	236
WABASH										
PROBATION	1	338	32	1	6	8	24	1	0	411
TOTAL COURTS OF RECORD:	1	338	32	1	6	8	24	1	0	411
COUNTY TOTAL:	1	338	32	1	6	8	24	1	0	411
WARREN										
PROBATION	0	76	0	0	3	38	0	0	0	117
TOTAL COURTS OF RECORD:	0	76	0	0	3	38	0	0	0	117
COUNTY TOTAL:	0	76	0	0	3	38	0	0	0	117

ADULT PROBATION
MISDEMEANOR SUPERVISIONS PENDING 12/31/2014

	PRE	POST	SPLIT	INTER- STATE	INTRA- STATE	IN LIEU OF PROSECUTION	WITHHELD	DRUG	OTHER	TOTAL
WARRICK										
PROBATION	0	480	37	2	15	16	30	0	0	580
TOTAL COURTS OF RECORD:	0	480	37	2	15	16	30	0	0	580
COUNTY TOTAL:	0	480	37	2	15	16	30	0	0	580
WASHINGTON										
PROBATION	99	226	20	0	12	0	0	0	0	357
TOTAL COURTS OF RECORD:	99	226	20	0	12	0	0	0	0	357
COUNTY TOTAL:	99	226	20	0	12	0	0	0	0	357
WAYNE										
PROBATION	2	118	52	3	6	9	0	0	15	205
TOTAL COURTS OF RECORD:	2	118	52	3	6	9	0	0	15	205
COUNTY TOTAL:	2	118	52	3	6	9	0	0	15	205
WELLS										
PROBATION	0	51	145	0	4	0	0	0	0	200
TOTAL COURTS OF RECORD:	0	51	145	0	4	0	0	0	0	200
COUNTY TOTAL:	0	51	145	0	4	0	0	0	0	200
WHITE										
PROBATION	0	220	53	0	1	0	0	0	0	274
TOTAL COURTS OF RECORD:	0	220	53	0	1	0	0	0	0	274
COUNTY TOTAL:	0	220	53	0	1	0	0	0	0	274
WHITLEY										
PROBATION	2	13	40	1	0	4	0	0	0	60
TOTAL COURTS OF RECORD:	2	13	40	1	0	4	0	0	0	60
COUNTY TOTAL:	2	13	40	1	0	4	0	0	0	60
STATE TOTALS										
GRAND TOTAL CIRCUIT, SUPERIOR & PROBATE:	1,286	35,923	4,862	464	1,789	1,169	661	89	637	46,880
GRAND TOTAL CITY & TOWN:	88	11,001	55	11	114	2,239	279	26	1,348	15,161
GRAND TOTAL:	1,374	46,924	4,917	475	1,903	3,408	940	115	1,985	62,041

**ADULT PROBATION
MISDEMEANOR SUPERVISIONS - STATUS ON PENDING SUPERVISIONS**

	ON PROBATION	INTRA-STATE TRANSFERRED OUT	INTER-STATE TRANSFERRED OUT	OTHER SUPERVISIONS	TOTAL
ADAMS					
PROBATION	440	0	0	0	440
TOTAL COURTS OF RECORD:	440	0	0	0	440
COUNTY TOTAL:	440	0	0	0	440
ALLEN					
ADULT PROBATION	355	0	4	0	359
TOTAL COURTS OF RECORD:	355	0	4	0	359
COUNTY TOTAL:	355	0	4	0	359
BARTHOLOMEW					
PROBATION	838	34	5	214	1,091
TOTAL COURTS OF RECORD:	838	34	5	214	1,091
COUNTY TOTAL:	838	34	5	214	1,091
BENTON					
PROBATION	189	0	0	0	189
TOTAL COURTS OF RECORD:	189	0	0	0	189
COUNTY TOTAL:	189	0	0	0	189
BLACKFORD					
PROBATION	146	0	0	0	146
TOTAL COURTS OF RECORD:	146	0	0	0	146
COUNTY TOTAL:	146	0	0	0	146
BOONE					
PROBATION	847	116	0	0	963
TOTAL COURTS OF RECORD:	847	116	0	0	963
COUNTY TOTAL:	847	116	0	0	963
BROWN					
PROBATION	107	38	0	0	145
TOTAL COURTS OF RECORD:	107	38	0	0	145
COUNTY TOTAL:	107	38	0	0	145
CARROLL					
PROBATION	143	0	0	0	143
TOTAL COURTS OF RECORD:	143	0	0	0	143
COUNTY TOTAL:	143	0	0	0	143
CASS					
ADULT PROBATION	630	74	0	0	704
TOTAL COURTS OF RECORD:	630	74	0	0	704
COUNTY TOTAL:	630	74	0	0	704
CLARK					
PROBATION	1,537	46	6	19	1,608
TOTAL COURTS OF RECORD:	1,537	46	6	19	1,608
CLARKSVILLE TOWN PROBATION	635	0	0	0	635
JEFFERSONVILLE CITY PROBATION	360	0	0	0	360
TOTAL CITY & TOWN:	995	0	0	0	995
COUNTY TOTAL:	2,532	46	6	19	2,603

ADULT PROBATION
MISDEMEANOR SUPERVISIONS - STATUS ON PENDING SUPERVISIONS

	ON PROBATION	INTRA-STATE TRANSFERRED OUT	INTER-STATE TRANSFERRED OUT	OTHER SUPERVISIONS	TOTAL
CLAY					
PROBATION	414	3	0	0	417
TOTAL COURTS OF RECORD:	414	3	0	0	417
COUNTY TOTAL:	414	3	0	0	417
CLINTON					
PROBATION	686	12	5	0	703
TOTAL COURTS OF RECORD:	686	12	5	0	703
COUNTY TOTAL:	686	12	5	0	703
CRAWFORD					
PROBATION	207	0	0	0	207
TOTAL COURTS OF RECORD:	207	0	0	0	207
COUNTY TOTAL:	207	0	0	0	207
DAVIESS					
PROBATION	240	22	1	0	263
TOTAL COURTS OF RECORD:	240	22	1	0	263
COUNTY TOTAL:	240	22	1	0	263
DEARBORN					
PROBATION	886	44	51	0	981
TOTAL COURTS OF RECORD:	886	44	51	0	981
COUNTY TOTAL:	886	44	51	0	981
DECATUR					
ADULT PROBATION	131	0	0	0	131
TOTAL COURTS OF RECORD:	131	0	0	0	131
COUNTY TOTAL:	131	0	0	0	131
DEKALB					
PROBATION	337	1	0	0	338
TOTAL COURTS OF RECORD:	337	1	0	0	338
COUNTY TOTAL:	337	1	0	0	338
DELAWARE					
ADULT PROBATION	274	31	6	0	311
TOTAL COURTS OF RECORD:	274	31	6	0	311
MUNCIE CITY PROBATION	541	0	0	0	541
TOTAL CITY & TOWN:	541	0	0	0	541
COUNTY TOTAL:	815	31	6	0	852
DUBOIS					
PROBATION	235	11	0	0	246
TOTAL COURTS OF RECORD:	235	11	0	0	246
COUNTY TOTAL:	235	11	0	0	246

**ADULT PROBATION
MISDEMEANOR SUPERVISIONS - STATUS ON PENDING SUPERVISIONS**

	ON PROBATION	INTRA-STATE TRANSFERRED OUT	INTER-STATE TRANSFERRED OUT	OTHER SUPERVISIONS	TOTAL
ELKHART					
PROBATION	1,129	29	20	0	1,178
TOTAL COURTS OF RECORD:	1,129	29	20	0	1,178
ELKHART CITY PROBATION	1,161	0	0	0	1,161
GOSHEN CITY PROBATION	389	0	0	0	389
TOTAL CITY & TOWN:	1,550	0	0	0	1,550
COUNTY TOTAL:	2,679	29	20	0	2,728
FAYETTE					
PROBATION	154	0	0	38	192
TOTAL COURTS OF RECORD:	154	0	0	38	192
COUNTY TOTAL:	154	0	0	38	192
FLOYD					
PROBATION	492	7	0	0	499
TOTAL COURTS OF RECORD:	492	7	0	0	499
COUNTY TOTAL:	492	7	0	0	499
FOUNTAIN					
PROBATION	50	6	0	0	56
TOTAL COURTS OF RECORD:	50	6	0	0	56
ATTICA CITY PROBATION	10	0	0	0	10
TOTAL CITY & TOWN:	10	0	0	0	10
COUNTY TOTAL:	60	6	0	0	66
FRANKLIN					
PROBATION	193	0	0	0	193
TOTAL COURTS OF RECORD:	193	0	0	0	193
COUNTY TOTAL:	193	0	0	0	193
FULTON					
PROBATION	176	0	0	0	176
TOTAL COURTS OF RECORD:	176	0	0	0	176
COUNTY TOTAL:	176	0	0	0	176
GIBSON					
PROBATION	322	20	0	0	342
TOTAL COURTS OF RECORD:	322	20	0	0	342
COUNTY TOTAL:	322	20	0	0	342
GRANT					
PROBATION	200	0	0	0	200
TOTAL COURTS OF RECORD:	200	0	0	0	200
GAS CITY PROBATION	307	0	0	0	307
MARION CITY PROBATION	0	0	0	0	0
TOTAL CITY & TOWN:	307	0	0	0	307
COUNTY TOTAL:	507	0	0	0	507
GREENE					
PROBATION	163	3	0	0	166
TOTAL COURTS OF RECORD:	163	3	0	0	166
COUNTY TOTAL:	163	3	0	0	166

ADULT PROBATION
MISDEMEANOR SUPERVISIONS - STATUS ON PENDING SUPERVISIONS

	ON PROBATION	INTRA-STATE TRANSFERRED OUT	INTER-STATE TRANSFERRED OUT	OTHER SUPERVISIONS	TOTAL
HAMILTON					
PROBATION	1,585	15	1	45	1,646
TOTAL COURTS OF RECORD:	1,585	15	1	45	1,646
COUNTY TOTAL:	1,585	15	1	45	1,646
HANCOCK					
PROBATION	1,054	0	0	0	1,054
TOTAL COURTS OF RECORD:	1,054	0	0	0	1,054
COUNTY TOTAL:	1,054	0	0	0	1,054
HARRISON					
ADULT PROBATION	50	3	1	0	54
TOTAL COURTS OF RECORD:	50	3	1	0	54
COUNTY TOTAL:	50	3	1	0	54
HENDRICKS					
PROBATION	618	34	0	0	652
TOTAL COURTS OF RECORD:	618	34	0	0	652
PLAINFIELD TOWN PROBATION	84	0	0	6	90
TOTAL CITY & TOWN:	84	0	0	6	90
COUNTY TOTAL:	702	34	0	6	742
HENRY					
PROBATION	86	1	1	0	88
TOTAL COURTS OF RECORD:	86	1	1	0	88
COUNTY TOTAL:	86	1	1	0	88
HOWARD					
PROBATION	1,351	6	1	0	1,358
TOTAL COURTS OF RECORD:	1,351	6	1	0	1,358
COUNTY TOTAL:	1,351	6	1	0	1,358
HUNTINGTON					
PROBATION	522	35	20	33	610
TOTAL COURTS OF RECORD:	522	35	20	33	610
COUNTY TOTAL:	522	35	20	33	610
JACKSON					
PROBATION	530	0	0	0	530
TOTAL COURTS OF RECORD:	530	0	0	0	530
COUNTY TOTAL:	530	0	0	0	530
JASPER					
PROBATION	287	3	0	0	290
TOTAL COURTS OF RECORD:	287	3	0	0	290
COUNTY TOTAL:	287	3	0	0	290
JAY					
PROBATION	169	0	0	0	169
TOTAL COURTS OF RECORD:	169	0	0	0	169
COUNTY TOTAL:	169	0	0	0	169

**ADULT PROBATION
MISDEMEANOR SUPERVISIONS - STATUS ON PENDING SUPERVISIONS**

	ON PROBATION	INTRA-STATE TRANSFERRED OUT	INTER-STATE TRANSFERRED OUT	OTHER SUPERVISIONS	TOTAL
JEFFERSON					
PROBATION	212	4	0	0	216
TOTAL COURTS OF RECORD:	212	4	0	0	216
COUNTY TOTAL:	212	4	0	0	216
JENNINGS					
PROBATION	430	1	0	0	431
TOTAL COURTS OF RECORD:	430	1	0	0	431
COUNTY TOTAL:	430	1	0	0	431
JOHNSON					
PROBATION	624	1	0	0	625
TOTAL COURTS OF RECORD:	624	1	0	0	625
GREENWOOD CITY PROBATION	834	0	0	0	834
TOTAL CITY & TOWN:	834	0	0	0	834
COUNTY TOTAL:	1,458	1	0	0	1,459
KNOX					
PROBATION	1,823	84	0	0	1,907
TOTAL COURTS OF RECORD:	1,823	84	0	0	1,907
COUNTY TOTAL:	1,823	84	0	0	1,907
KOSCIUSKO					
PROBATION	617	0	0	0	617
TOTAL COURTS OF RECORD:	617	0	0	0	617
COUNTY TOTAL:	617	0	0	0	617
LAGRANGE					
PROBATION	192	1	0	0	193
TOTAL COURTS OF RECORD:	192	1	0	0	193
COUNTY TOTAL:	192	1	0	0	193
LAKE					
ADULT PROBATION	3,828	2	0	0	3,830
TOTAL COURTS OF RECORD:	3,828	2	0	0	3,830
CROWN PT. CITY PROBATION	77	0	0	0	77
E. CHICAGO CITY PROBATION	2,116	0	0	0	2,116
GARY CITY PROBATION	2,336	0	0	0	2,336
HAMMOND CITY PROBATION	619	0	0	0	619
HOBART CITY PROBATION	116	0	0	0	116
LOWELL TOWN PROBATION	74	0	0	0	74
MERRILLVILLE TOWN PROBATION	132	0	0	0	132
SCHERERVILLE TOWN PROBATION	129	0	0	0	129
WHITING CITY PROBATION	83	0	0	0	83
TOTAL CITY & TOWN:	5,682	0	0	0	5,682
COUNTY TOTAL:	9,510	2	0	0	9,512
LAPORTE					
ADULT PROBATION	1,008	3	0	10	1,021
TOTAL COURTS OF RECORD:	1,008	3	0	10	1,021
COUNTY TOTAL:	1,008	3	0	10	1,021

**ADULT PROBATION
MISDEMEANOR SUPERVISIONS - STATUS ON PENDING SUPERVISIONS**

	ON PROBATION	INTRA-STATE TRANSFERRED OUT	INTER-STATE TRANSFERRED OUT	OTHER SUPERVISIONS	TOTAL
LAWRENCE					
PROBATION	376	0	0	0	376
TOTAL COURTS OF RECORD:	376	0	0	0	376
COUNTY TOTAL:	376	0	0	0	376
MADISON					
ADULT PROBATION	1,289	1	0	0	1,290
TOTAL COURTS OF RECORD:	1,289	1	0	0	1,290
ANDERSON CITY PROBATION	4,824	0	0	20	4,844
ELWOOD CITY PROBATION	308	0	0	0	308
TOTAL CITY & TOWN:	5,132	0	0	20	5,152
COUNTY TOTAL:	6,421	1	0	20	6,442
MARION					
PROBATION	3,355	143	1	0	3,499
TOTAL COURTS OF RECORD:	3,355	143	1	0	3,499
COUNTY TOTAL:	3,355	143	1	0	3,499
MARSHALL					
PROBATION	506	0	0	0	506
TOTAL COURTS OF RECORD:	506	0	0	0	506
COUNTY TOTAL:	506	0	0	0	506
MARTIN					
PROBATION	35	1	0	0	36
TOTAL COURTS OF RECORD:	35	1	0	0	36
COUNTY TOTAL:	35	1	0	0	36
MIAMI					
PROBATION	480	50	1	0	531
TOTAL COURTS OF RECORD:	480	50	1	0	531
COUNTY TOTAL:	480	50	1	0	531
MONROE					
PROBATION	935	81	1	0	1,017
TOTAL COURTS OF RECORD:	935	81	1	0	1,017
COUNTY TOTAL:	935	81	1	0	1,017
MONTGOMERY					
PROBATION	259	1	0	0	260
TOTAL COURTS OF RECORD:	259	1	0	0	260
COUNTY TOTAL:	259	1	0	0	260
MORGAN					
PROBATION	290	54	0	0	344
TOTAL COURTS OF RECORD:	290	54	0	0	344
COUNTY TOTAL:	290	54	0	0	344
NEWTON					
PROBATION	340	0	0	0	340
TOTAL COURTS OF RECORD:	340	0	0	0	340
COUNTY TOTAL:	340	0	0	0	340

ADULT PROBATION
MISDEMEANOR SUPERVISIONS - STATUS ON PENDING SUPERVISIONS

	ON PROBATION	INTRA-STATE TRANSFERRED OUT	INTER-STATE TRANSFERRED OUT	OTHER SUPERVISIONS	TOTAL
NOBLE					
PROBATION	427	0	0	0	427
TOTAL COURTS OF RECORD:	427	0	0	0	427
COUNTY TOTAL:	427	0	0	0	427
OHIO					
PROBATION	61	0	0	0	61
TOTAL COURTS OF RECORD:	61	0	0	0	61
COUNTY TOTAL:	61	0	0	0	61
ORANGE					
PROBATION	161	0	0	0	161
TOTAL COURTS OF RECORD:	161	0	0	0	161
COUNTY TOTAL:	161	0	0	0	161
OWEN					
PROBATION	126	9	0	0	135
TOTAL COURTS OF RECORD:	126	9	0	0	135
COUNTY TOTAL:	126	9	0	0	135
PARKE					
PROBATION	222	0	0	0	222
TOTAL COURTS OF RECORD:	222	0	0	0	222
COUNTY TOTAL:	222	0	0	0	222
PERRY					
PROBATION	271	29	1	0	301
TOTAL COURTS OF RECORD:	271	29	1	0	301
COUNTY TOTAL:	271	29	1	0	301
PIKE					
PROBATION	127	13	0	0	140
TOTAL COURTS OF RECORD:	127	13	0	0	140
COUNTY TOTAL:	127	13	0	0	140
PORTER					
ADULT PROBATION	1,867	1	1	40	1,909
TOTAL COURTS OF RECORD:	1,867	1	1	40	1,909
COUNTY TOTAL:	1,867	1	1	40	1,909
POSEY					
PROBATION	99	0	0	34	133
TOTAL COURTS OF RECORD:	99	0	0	34	133
COUNTY TOTAL:	99	0	0	34	133
PULASKI					
PROBATION	52	0	0	0	52
TOTAL COURTS OF RECORD:	52	0	0	0	52
COUNTY TOTAL:	52	0	0	0	52

ADULT PROBATION
MISDEMEANOR SUPERVISIONS - STATUS ON PENDING SUPERVISIONS

	ON PROBATION	INTRA-STATE TRANSFERRED OUT	INTER-STATE TRANSFERRED OUT	OTHER SUPERVISIONS	TOTAL
PUTNAM					
ADULT PROBATION	541	12	1	0	554
TOTAL COURTS OF RECORD:	541	12	1	0	554
COUNTY TOTAL:	541	12	1	0	554
RANDOLPH					
PROBATION	146	0	0	0	146
TOTAL COURTS OF RECORD:	146	0	0	0	146
COUNTY TOTAL:	146	0	0	0	146
RIPLEY					
PROBATION	194	18	1	0	213
TOTAL COURTS OF RECORD:	194	18	1	0	213
COUNTY TOTAL:	194	18	1	0	213
RUSH					
PROBATION	67	0	0	0	67
TOTAL COURTS OF RECORD:	67	0	0	0	67
COUNTY TOTAL:	67	0	0	0	67
ST. JOSEPH					
ADULT PROBATION	1,402	2	2	0	1,406
TOTAL COURTS OF RECORD:	1,402	2	2	0	1,406
COUNTY TOTAL:	1,402	2	2	0	1,406
SCOTT					
PROBATION	423	3	0	0	426
TOTAL COURTS OF RECORD:	423	3	0	0	426
COUNTY TOTAL:	423	3	0	0	426
SHELBY					
PROBATION	234	13	1	0	248
TOTAL COURTS OF RECORD:	234	13	1	0	248
COUNTY TOTAL:	234	13	1	0	248
SPENCER					
PROBATION	192	3	0	0	195
TOTAL COURTS OF RECORD:	192	3	0	0	195
COUNTY TOTAL:	192	3	0	0	195
STARKE					
PROBATION	25	11	3	0	39
TOTAL COURTS OF RECORD:	25	11	3	0	39
COUNTY TOTAL:	25	11	3	0	39
STEUBEN					
PROBATION	190	0	1	0	191
TOTAL COURTS OF RECORD:	190	0	1	0	191
COUNTY TOTAL:	190	0	1	0	191

ADULT PROBATION
MISDEMEANOR SUPERVISIONS - STATUS ON PENDING SUPERVISIONS

	ON PROBATION	INTRA-STATE TRANSFERRED OUT	INTER-STATE TRANSFERRED OUT	OTHER SUPERVISIONS	TOTAL
SULLIVAN					
PROBATION	265	0	0	0	265
TOTAL COURTS OF RECORD:	265	0	0	0	265
COUNTY TOTAL:	265	0	0	0	265
SWITZERLAND					
PROBATION	69	4	2	0	75
TOTAL COURTS OF RECORD:	69	4	2	0	75
COUNTY TOTAL:	69	4	2	0	75
TIPPECANOE					
PROBATION	482	1	0	1	484
TOTAL COURTS OF RECORD:	482	1	0	1	484
COUNTY TOTAL:	482	1	0	1	484
TIPTON					
PROBATION	97	1	0	0	98
TOTAL COURTS OF RECORD:	97	1	0	0	98
COUNTY TOTAL:	97	1	0	0	98
UNION					
PROBATION	13	0	1	0	14
TOTAL COURTS OF RECORD:	13	0	1	0	14
COUNTY TOTAL:	13	0	1	0	14
VANDERBURGH					
PROBATION	413	6	4	3	426
TOTAL COURTS OF RECORD:	413	6	4	3	426
COUNTY TOTAL:	413	6	4	3	426
VERMILLION					
PROBATION	175	0	0	0	175
TOTAL COURTS OF RECORD:	175	0	0	0	175
COUNTY TOTAL:	175	0	0	0	175
VIGO					
ADULT PROBATION	202	32	2	0	236
TOTAL COURTS OF RECORD:	202	32	2	0	236
COUNTY TOTAL:	202	32	2	0	236
WABASH					
PROBATION	411	0	0	0	411
TOTAL COURTS OF RECORD:	411	0	0	0	411
COUNTY TOTAL:	411	0	0	0	411
WARREN					
PROBATION	117	0	0	0	117
TOTAL COURTS OF RECORD:	117	0	0	0	117
COUNTY TOTAL:	117	0	0	0	117

**ADULT PROBATION
MISDEMEANOR SUPERVISIONS - STATUS ON PENDING SUPERVISIONS**

	ON PROBATION	INTRA-STATE TRANSFERRED OUT	INTER-STATE TRANSFERRED OUT	OTHER SUPERVISIONS	TOTAL
WARRICK					
PROBATION	553	22	5	0	580
TOTAL COURTS OF RECORD:	553	22	5	0	580
COUNTY TOTAL:	553	22	5	0	580
WASHINGTON					
PROBATION	352	5	0	0	357
TOTAL COURTS OF RECORD:	352	5	0	0	357
COUNTY TOTAL:	352	5	0	0	357
WAYNE					
PROBATION	185	18	2	0	205
TOTAL COURTS OF RECORD:	185	18	2	0	205
COUNTY TOTAL:	185	18	2	0	205
WELLS					
PROBATION	165	35	0	0	200
TOTAL COURTS OF RECORD:	165	35	0	0	200
COUNTY TOTAL:	165	35	0	0	200
WHITE					
PROBATION	274	0	0	0	274
TOTAL COURTS OF RECORD:	274	0	0	0	274
COUNTY TOTAL:	274	0	0	0	274
WHITLEY					
PROBATION	56	0	4	0	60
TOTAL COURTS OF RECORD:	56	0	4	0	60
COUNTY TOTAL:	56	0	4	0	60
STATE TOTALS					
GRAND TOTAL CIRCUIT, SUPERIOR & PROBATE:	45,028	1,259	156	437	46,880
GRAND TOTAL CITY & TOWN:	15,135	0	0	26	15,161
GRAND TOTAL:	60,163	1,259	156	463	62,041

PROBATIONER SUPERVISION LEVEL
MISDEMEANOR CASES PENDING 12/31/2014

	HIGH	MEDIUM	LOW	ADMIN	TOTAL
ADAMS					
PROBATION	119	121	198	2	440
TOTAL COURTS OF RECORD:	119	121	198	2	440
COUNTY TOTAL:	119	121	198	2	440
ALLEN					
ADULT PROBATION	46	116	148	49	359
TOTAL COURTS OF RECORD:	46	116	148	49	359
COUNTY TOTAL:	46	116	148	49	359
BARTHOLOMEW					
PROBATION	0	0	0	0	0
TOTAL COURTS OF RECORD:	0	0	0	0	0
COUNTY TOTAL:	0	0	0	0	0
BENTON					
PROBATION	91	34	64	0	189
TOTAL COURTS OF RECORD:	91	34	64	0	189
COUNTY TOTAL:	91	34	64	0	189
BLACKFORD					
PROBATION	0	0	0	0	0
TOTAL COURTS OF RECORD:	0	0	0	0	0
COUNTY TOTAL:	0	0	0	0	0
BOONE					
PROBATION	103	454	842	318	1,717
TOTAL COURTS OF RECORD:	103	454	842	318	1,717
COUNTY TOTAL:	103	454	842	318	1,717
BROWN					
PROBATION	9	24	29	83	145
TOTAL COURTS OF RECORD:	9	24	29	83	145
COUNTY TOTAL:	9	24	29	83	145
CARROLL					
PROBATION	22	47	44	30	143
TOTAL COURTS OF RECORD:	22	47	44	30	143
COUNTY TOTAL:	22	47	44	30	143
CASS					
ADULT PROBATION	0	0	0	0	0
TOTAL COURTS OF RECORD:	0	0	0	0	0
COUNTY TOTAL:	0	0	0	0	0
CLARK					
PROBATION	0	0	0	0	0
TOTAL COURTS OF RECORD:	0	0	0	0	0
CLARKSVILLE TOWN PROBATION	310	212	113	0	635
JEFFERSONVILLE CITY PROBATION	0	0	320	40	360
TOTAL CITY & TOWN:	310	212	433	40	995
COUNTY TOTAL:	310	212	433	40	995

PROBATIONER SUPERVISION LEVEL
MISDEMEANOR CASES PENDING 12/31/2014

	HIGH	MEDIUM	LOW	ADMIN	TOTAL
CLAY					
PROBATION	0	0	0	0	0
TOTAL COURTS OF RECORD:	0	0	0	0	0
COUNTY TOTAL:	0	0	0	0	0
CLINTON					
PROBATION	76	231	242	96	645
TOTAL COURTS OF RECORD:	76	231	242	96	645
COUNTY TOTAL:	76	231	242	96	645
CRAWFORD					
PROBATION	40	64	103	0	207
TOTAL COURTS OF RECORD:	40	64	103	0	207
COUNTY TOTAL:	40	64	103	0	207
DAVIESS					
PROBATION	0	0	0	0	0
TOTAL COURTS OF RECORD:	0	0	0	0	0
COUNTY TOTAL:	0	0	0	0	0
DEARBORN					
PROBATION	141	76	315	449	981
TOTAL COURTS OF RECORD:	141	76	315	449	981
COUNTY TOTAL:	141	76	315	449	981
DECATUR					
ADULT PROBATION	0	0	0	0	0
TOTAL COURTS OF RECORD:	0	0	0	0	0
COUNTY TOTAL:	0	0	0	0	0
DEKALB					
PROBATION	38	83	261	1	383
TOTAL COURTS OF RECORD:	38	83	261	1	383
COUNTY TOTAL:	38	83	261	1	383
DELAWARE					
ADULT PROBATION	0	0	0	0	0
TOTAL COURTS OF RECORD:	0	0	0	0	0
MUNCIE CITY PROBATION	0	0	37	504	541
TOTAL CITY & TOWN:	0	0	37	504	541
COUNTY TOTAL:	0	0	37	504	541
DUBOIS					
PROBATION	0	0	0	0	0
TOTAL COURTS OF RECORD:	0	0	0	0	0
COUNTY TOTAL:	0	0	0	0	0

PROBATIONER SUPERVISION LEVEL
MISDEMEANOR CASES PENDING 12/31/2014

	HIGH	MEDIUM	LOW	ADMIN	TOTAL
ELKHART					
PROBATION	19	98	971	90	1,178
TOTAL COURTS OF RECORD:	19	98	971	90	1,178
ELKHART CITY PROBATION	0	0	0	1,161	1,161
GOSHEN CITY PROBATION	1	101	286	1	389
TOTAL CITY & TOWN:	1	101	286	1,162	1,550
COUNTY TOTAL:	20	199	1,257	1,252	2,728
FAYETTE					
PROBATION	55	158	279	26	518
TOTAL COURTS OF RECORD:	55	158	279	26	518
COUNTY TOTAL:	55	158	279	26	518
FLOYD					
PROBATION	206	332	525	480	1,543
TOTAL COURTS OF RECORD:	206	332	525	480	1,543
COUNTY TOTAL:	206	332	525	480	1,543
FOUNTAIN					
PROBATION	3	4	47	0	54
TOTAL COURTS OF RECORD:	3	4	47	0	54
ATTICA CITY PROBATION	0	0	10	0	10
TOTAL CITY & TOWN:	0	0	10	0	10
COUNTY TOTAL:	3	4	57	0	64
FRANKLIN					
PROBATION	0	0	0	0	0
TOTAL COURTS OF RECORD:	0	0	0	0	0
COUNTY TOTAL:	0	0	0	0	0
FULTON					
PROBATION	20	19	137	0	176
TOTAL COURTS OF RECORD:	20	19	137	0	176
COUNTY TOTAL:	20	19	137	0	176
GIBSON					
PROBATION	0	0	0	0	0
TOTAL COURTS OF RECORD:	0	0	0	0	0
COUNTY TOTAL:	0	0	0	0	0
GRANT					
PROBATION	27	61	87	0	175
TOTAL COURTS OF RECORD:	27	61	87	0	175
GAS CITY PROBATION	3	24	213	67	307
MARION CITY PROBATION	76	114	17	0	207
TOTAL CITY & TOWN:	79	138	230	67	514
COUNTY TOTAL:	106	199	317	67	689
GREENE					
PROBATION	0	0	0	0	0
TOTAL COURTS OF RECORD:	0	0	0	0	0
COUNTY TOTAL:	0	0	0	0	0

PROBATIONER SUPERVISION LEVEL
MISDEMEANOR CASES PENDING 12/31/2014

	HIGH	MEDIUM	LOW	ADMIN	TOTAL
HAMILTON					
PROBATION	191	689	1,716	208	2,804
TOTAL COURTS OF RECORD:	191	689	1,716	208	2,804
COUNTY TOTAL:	191	689	1,716	208	2,804
HANCOCK					
PROBATION	105	176	479	42	802
TOTAL COURTS OF RECORD:	105	176	479	42	802
COUNTY TOTAL:	105	176	479	42	802
HARRISON					
ADULT PROBATION	169	123	524	9	825
TOTAL COURTS OF RECORD:	169	123	524	9	825
COUNTY TOTAL:	169	123	524	9	825
HENDRICKS					
PROBATION	16	71	504	35	626
TOTAL COURTS OF RECORD:	16	71	504	35	626
PLAINFIELD TOWN PROBATION	12	19	36	4	71
TOTAL CITY & TOWN:	12	19	36	4	71
COUNTY TOTAL:	28	90	540	39	697
HENRY					
PROBATION	42	28	18	0	88
TOTAL COURTS OF RECORD:	42	28	18	0	88
COUNTY TOTAL:	42	28	18	0	88
HOWARD					
PROBATION	0	0	0	0	0
TOTAL COURTS OF RECORD:	0	0	0	0	0
COUNTY TOTAL:	0	0	0	0	0
HUNTINGTON					
PROBATION	147	190	425	44	806
TOTAL COURTS OF RECORD:	147	190	425	44	806
COUNTY TOTAL:	147	190	425	44	806
JACKSON					
PROBATION	85	184	582	0	851
TOTAL COURTS OF RECORD:	85	184	582	0	851
COUNTY TOTAL:	85	184	582	0	851
JASPER					
PROBATION	69	68	174	214	525
TOTAL COURTS OF RECORD:	69	68	174	214	525
COUNTY TOTAL:	69	68	174	214	525
JAY					
PROBATION	33	40	96	0	169
TOTAL COURTS OF RECORD:	33	40	96	0	169
COUNTY TOTAL:	33	40	96	0	169

PROBATIONER SUPERVISION LEVEL
MISDEMEANOR CASES PENDING 12/31/2014

	HIGH	MEDIUM	LOW	ADMIN	TOTAL
JEFFERSON					
PROBATION	52	33	88	43	216
TOTAL COURTS OF RECORD:	52	33	88	43	216
COUNTY TOTAL:	52	33	88	43	216
JENNINGS					
PROBATION	27	62	152	190	431
TOTAL COURTS OF RECORD:	27	62	152	190	431
COUNTY TOTAL:	27	62	152	190	431
JOHNSON					
PROBATION	0	0	0	0	0
TOTAL COURTS OF RECORD:	0	0	0	0	0
GREENWOOD CITY PROBATION	151	164	288	231	834
TOTAL CITY & TOWN:	151	164	288	231	834
COUNTY TOTAL:	151	164	288	231	834
KNOX					
PROBATION	318	260	1,199	130	1,907
TOTAL COURTS OF RECORD:	318	260	1,199	130	1,907
COUNTY TOTAL:	318	260	1,199	130	1,907
KOSCIUSKO					
PROBATION	0	0	0	0	0
TOTAL COURTS OF RECORD:	0	0	0	0	0
COUNTY TOTAL:	0	0	0	0	0
LAGRANGE					
PROBATION	0	0	0	0	0
TOTAL COURTS OF RECORD:	0	0	0	0	0
COUNTY TOTAL:	0	0	0	0	0
LAKE					
ADULT PROBATION	470	1,477	1,565	318	3,830
TOTAL COURTS OF RECORD:	470	1,477	1,565	318	3,830
CROWN PT. CITY PROBATION	12	32	33	0	77
E. CHICAGO CITY PROBATION	2	43	73	1,998	2,116
GARY CITY PROBATION	881	767	650	38	2,336
HAMMOND CITY PROBATION	40	123	261	195	619
HOBART CITY PROBATION	59	0	57	0	116
LOWELL TOWN PROBATION	37	28	9	0	74
MERRILLVILLE TOWN PROBATION	46	71	15	0	132
SCHERERVILLE TOWN PROBATION	19	31	79	0	129
WHITING CITY PROBATION	1	2	4	13	20
TOTAL CITY & TOWN:	1,097	1,097	1,181	2,244	5,619
COUNTY TOTAL:	1,567	2,574	2,746	2,562	9,449
LAPORTE					
ADULT PROBATION	0	0	0	0	0
TOTAL COURTS OF RECORD:	0	0	0	0	0
COUNTY TOTAL:	0	0	0	0	0

PROBATIONER SUPERVISION LEVEL
MISDEMEANOR CASES PENDING 12/31/2014

	HIGH	MEDIUM	LOW	ADMIN	TOTAL
LAWRENCE					
PROBATION	40	121	119	60	340
TOTAL COURTS OF RECORD:	40	121	119	60	340
COUNTY TOTAL:	40	121	119	60	340
MADISON					
ADULT PROBATION	0	0	0	0	0
TOTAL COURTS OF RECORD:	0	0	0	0	0
ANDERSON CITY PROBATION	80	0	83	0	163
ELWOOD CITY PROBATION	21	143	127	25	316
TOTAL CITY & TOWN:	101	143	210	25	479
COUNTY TOTAL:	101	143	210	25	479
MARION					
PROBATION	0	0	0	0	0
TOTAL COURTS OF RECORD:	0	0	0	0	0
COUNTY TOTAL:	0	0	0	0	0
MARSHALL					
PROBATION	0	0	0	0	0
TOTAL COURTS OF RECORD:	0	0	0	0	0
COUNTY TOTAL:	0	0	0	0	0
MARTIN					
PROBATION	0	0	0	0	0
TOTAL COURTS OF RECORD:	0	0	0	0	0
COUNTY TOTAL:	0	0	0	0	0
MIAMI					
PROBATION	128	116	132	155	531
TOTAL COURTS OF RECORD:	128	116	132	155	531
COUNTY TOTAL:	128	116	132	155	531
MONROE					
PROBATION	0	0	0	0	0
TOTAL COURTS OF RECORD:	0	0	0	0	0
COUNTY TOTAL:	0	0	0	0	0
MONTGOMERY					
PROBATION	46	61	153	0	260
TOTAL COURTS OF RECORD:	46	61	153	0	260
COUNTY TOTAL:	46	61	153	0	260
MORGAN					
PROBATION	0	0	0	0	0
TOTAL COURTS OF RECORD:	0	0	0	0	0
COUNTY TOTAL:	0	0	0	0	0
NEWTON					
PROBATION	19	18	90	213	340
TOTAL COURTS OF RECORD:	19	18	90	213	340
COUNTY TOTAL:	19	18	90	213	340

PROBATIONER SUPERVISION LEVEL
MISDEMEANOR CASES PENDING 12/31/2014

	HIGH	MEDIUM	LOW	ADMIN	TOTAL
NOBLE					
PROBATION	100	57	140	130	427
TOTAL COURTS OF RECORD:	100	57	140	130	427
COUNTY TOTAL:	100	57	140	130	427
OHIO					
PROBATION	0	2	52	7	61
TOTAL COURTS OF RECORD:	0	2	52	7	61
COUNTY TOTAL:	0	2	52	7	61
ORANGE					
PROBATION	0	0	0	0	0
TOTAL COURTS OF RECORD:	0	0	0	0	0
COUNTY TOTAL:	0	0	0	0	0
OWEN					
PROBATION	30	28	52	25	135
TOTAL COURTS OF RECORD:	30	28	52	25	135
COUNTY TOTAL:	30	28	52	25	135
PARKE					
PROBATION	0	0	0	0	0
TOTAL COURTS OF RECORD:	0	0	0	0	0
COUNTY TOTAL:	0	0	0	0	0
PERRY					
PROBATION	21	65	73	142	301
TOTAL COURTS OF RECORD:	21	65	73	142	301
COUNTY TOTAL:	21	65	73	142	301
PIKE					
PROBATION	13	18	89	15	135
TOTAL COURTS OF RECORD:	13	18	89	15	135
COUNTY TOTAL:	13	18	89	15	135
PORTER					
ADULT PROBATION	52	86	129	1,642	1,909
TOTAL COURTS OF RECORD:	52	86	129	1,642	1,909
COUNTY TOTAL:	52	86	129	1,642	1,909
POSEY					
PROBATION	0	0	0	0	0
TOTAL COURTS OF RECORD:	0	0	0	0	0
COUNTY TOTAL:	0	0	0	0	0
PULASKI					
PROBATION	35	83	69	5	192
TOTAL COURTS OF RECORD:	35	83	69	5	192
COUNTY TOTAL:	35	83	69	5	192
PUTNAM					
ADULT PROBATION	70	109	174	195	548
TOTAL COURTS OF RECORD:	70	109	174	195	548
COUNTY TOTAL:	70	109	174	195	548

PROBATIONER SUPERVISION LEVEL
MISDEMEANOR CASES PENDING 12/31/2014

	HIGH	MEDIUM	LOW	ADMIN	TOTAL
RANDOLPH					
PROBATION	0	0	0	0	0
TOTAL COURTS OF RECORD:	0	0	0	0	0
COUNTY TOTAL:	0	0	0	0	0
RIPLEY					
PROBATION	0	0	0	0	0
TOTAL COURTS OF RECORD:	0	0	0	0	0
COUNTY TOTAL:	0	0	0	0	0
RUSH					
PROBATION	88	44	91	0	223
TOTAL COURTS OF RECORD:	88	44	91	0	223
COUNTY TOTAL:	88	44	91	0	223
ST. JOSEPH					
ADULT PROBATION	0	0	0	0	0
TOTAL COURTS OF RECORD:	0	0	0	0	0
COUNTY TOTAL:	0	0	0	0	0
SCOTT					
PROBATION	0	0	0	0	0
TOTAL COURTS OF RECORD:	0	0	0	0	0
COUNTY TOTAL:	0	0	0	0	0
SHELBY					
PROBATION	0	0	0	0	0
TOTAL COURTS OF RECORD:	0	0	0	0	0
COUNTY TOTAL:	0	0	0	0	0
SPENCER					
PROBATION	0	0	0	0	0
TOTAL COURTS OF RECORD:	0	0	0	0	0
COUNTY TOTAL:	0	0	0	0	0
STARKE					
PROBATION	4	1	16	18	39
TOTAL COURTS OF RECORD:	4	1	16	18	39
COUNTY TOTAL:	4	1	16	18	39
STEUBEN					
PROBATION	2	26	32	131	191
TOTAL COURTS OF RECORD:	2	26	32	131	191
COUNTY TOTAL:	2	26	32	131	191
SULLIVAN					
PROBATION	85	193	124	0	402
TOTAL COURTS OF RECORD:	85	193	124	0	402
COUNTY TOTAL:	85	193	124	0	402
SWITZERLAND					
PROBATION	0	0	0	0	0
TOTAL COURTS OF RECORD:	0	0	0	0	0
COUNTY TOTAL:	0	0	0	0	0

PROBATIONER SUPERVISION LEVEL
MISDEMEANOR CASES PENDING 12/31/2014

	HIGH	MEDIUM	LOW	ADMIN	TOTAL
TIPPECANOE					
PROBATION	0	0	0	0	0
TOTAL COURTS OF RECORD:	0	0	0	0	0
COUNTY TOTAL:	0	0	0	0	0
TIPTON					
PROBATION	66	38	99	0	203
TOTAL COURTS OF RECORD:	66	38	99	0	203
COUNTY TOTAL:	66	38	99	0	203
UNION					
PROBATION	5	3	6	0	14
TOTAL COURTS OF RECORD:	5	3	6	0	14
COUNTY TOTAL:	5	3	6	0	14
VANDERBURGH					
PROBATION	0	0	0	0	0
TOTAL COURTS OF RECORD:	0	0	0	0	0
COUNTY TOTAL:	0	0	0	0	0
VERMILLION					
PROBATION	16	124	35	0	175
TOTAL COURTS OF RECORD:	16	124	35	0	175
COUNTY TOTAL:	16	124	35	0	175
VIGO					
ADULT PROBATION	0	0	0	0	0
TOTAL COURTS OF RECORD:	0	0	0	0	0
COUNTY TOTAL:	0	0	0	0	0
WABASH					
PROBATION	104	163	491	93	851
TOTAL COURTS OF RECORD:	104	163	491	93	851
COUNTY TOTAL:	104	163	491	93	851
WARREN					
PROBATION	9	41	53	14	117
TOTAL COURTS OF RECORD:	9	41	53	14	117
COUNTY TOTAL:	9	41	53	14	117
WARRICK					
PROBATION	0	0	0	0	0
TOTAL COURTS OF RECORD:	0	0	0	0	0
COUNTY TOTAL:	0	0	0	0	0
WASHINGTON					
PROBATION	0	0	0	0	0
TOTAL COURTS OF RECORD:	0	0	0	0	0
COUNTY TOTAL:	0	0	0	0	0
WAYNE					
PROBATION	13	36	132	24	205
TOTAL COURTS OF RECORD:	13	36	132	24	205
COUNTY TOTAL:	13	36	132	24	205

PROBATIONER SUPERVISION LEVEL
MISDEMEANOR CASES PENDING 12/31/2014

	HIGH	MEDIUM	LOW	ADMIN	TOTAL
WELLS					
PROBATION	5	26	117	52	200
TOTAL COURTS OF RECORD:	5	26	117	52	200
COUNTY TOTAL:	5	26	117	52	200
WHITE					
PROBATION	49	96	129	0	274
TOTAL COURTS OF RECORD:	49	96	129	0	274
COUNTY TOTAL:	49	96	129	0	274
WHITLEY					
PROBATION	8	41	9	2	60
TOTAL COURTS OF RECORD:	8	41	9	2	60
COUNTY TOTAL:	8	41	9	2	60
STATE TOTALS					
GRAND TOTAL CIRCUIT, SUPERIOR & PROBATE:	3,747	6,919	14,420	5,780	30,866
GRAND TOTAL CITY & TOWN:	1,751	1,874	2,711	4,277	10,613
GRAND TOTAL:	5,498	8,793	17,131	10,057	41,479

CONVICTED OF SUBSTANCE OR SEX OFFENSE IN 2014
MISDEMEANOR CASES

	SUBSTANCE OFFENSE	SEX OFFENSE
ADAMS		
PROBATION	72	0
TOTAL COURTS OF RECORD:	72	0
COUNTY TOTAL:	72	0
ALLEN		
ADULT PROBATION	49	0
TOTAL COURTS OF RECORD:	49	0
COUNTY TOTAL:	49	0
BARTHOLOMEW		
PROBATION	183	0
TOTAL COURTS OF RECORD:	183	0
COUNTY TOTAL:	183	0
BENTON		
PROBATION	43	0
TOTAL COURTS OF RECORD:	43	0
COUNTY TOTAL:	43	0
BLACKFORD		
PROBATION	28	0
TOTAL COURTS OF RECORD:	28	0
COUNTY TOTAL:	28	0
BOONE		
PROBATION	290	0
TOTAL COURTS OF RECORD:	290	0
COUNTY TOTAL:	290	0
BROWN		
PROBATION	53	0
TOTAL COURTS OF RECORD:	53	0
COUNTY TOTAL:	53	0
CARROLL		
PROBATION	79	0
TOTAL COURTS OF RECORD:	79	0
COUNTY TOTAL:	79	0
CASS		
ADULT PROBATION	214	0
TOTAL COURTS OF RECORD:	214	0
COUNTY TOTAL:	214	0
CLARK		
PROBATION	561	0
TOTAL COURTS OF RECORD:	561	0
CLARKSVILLE TOWN PROBATION	198	0
JEFFERSONVILLE CITY PROBATION	212	0
TOTAL CITY & TOWN:	410	0
COUNTY TOTAL:	971	0

CONVICTED OF SUBSTANCE OR SEX OFFENSE IN 2014
MISDEMEANOR CASES

	SUBSTANCE OFFENSE	SEX OFFENSE
CLAY		
PROBATION	166	0
TOTAL COURTS OF RECORD:	166	0
COUNTY TOTAL:	166	0
CLINTON		
PROBATION	145	2
TOTAL COURTS OF RECORD:	145	2
COUNTY TOTAL:	145	2
CRAWFORD		
PROBATION	37	0
TOTAL COURTS OF RECORD:	37	0
COUNTY TOTAL:	37	0
DAVISS		
PROBATION	45	0
TOTAL COURTS OF RECORD:	45	0
COUNTY TOTAL:	45	0
DEARBORN		
PROBATION	328	0
TOTAL COURTS OF RECORD:	328	0
COUNTY TOTAL:	328	0
DECATUR		
ADULT PROBATION	105	0
TOTAL COURTS OF RECORD:	105	0
COUNTY TOTAL:	105	0
DEKALB		
PROBATION	154	0
TOTAL COURTS OF RECORD:	154	0
COUNTY TOTAL:	154	0
DELAWARE		
ADULT PROBATION	71	1
TOTAL COURTS OF RECORD:	71	1
MUNCIE CITY PROBATION	677	0
TOTAL CITY & TOWN:	677	0
COUNTY TOTAL:	748	1
DUBOIS		
PROBATION	129	44
TOTAL COURTS OF RECORD:	129	44
COUNTY TOTAL:	129	44

CONVICTED OF SUBSTANCE OR SEX OFFENSE IN 2014
MISDEMEANOR CASES

	SUBSTANCE OFFENSE	SEX OFFENSE
ELKHART		
PROBATION	489	0
TOTAL COURTS OF RECORD:	489	0
ELKHART CITY PROBATION	184	0
GOSHEN CITY PROBATION	219	0
TOTAL CITY & TOWN:	403	0
COUNTY TOTAL:	892	0
FAYETTE		
PROBATION	106	0
TOTAL COURTS OF RECORD:	106	0
COUNTY TOTAL:	106	0
FLOYD		
PROBATION	199	0
TOTAL COURTS OF RECORD:	199	0
COUNTY TOTAL:	199	0
FOUNTAIN		
PROBATION	34	0
TOTAL COURTS OF RECORD:	34	0
ATTICA CITY PROBATION	9	0
TOTAL CITY & TOWN:	9	0
COUNTY TOTAL:	43	0
FRANKLIN		
PROBATION	99	0
TOTAL COURTS OF RECORD:	99	0
COUNTY TOTAL:	99	0
FULTON		
PROBATION	129	0
TOTAL COURTS OF RECORD:	129	0
COUNTY TOTAL:	129	0
GIBSON		
PROBATION	94	2
TOTAL COURTS OF RECORD:	94	2
COUNTY TOTAL:	94	2
GRANT		
PROBATION	27	0
TOTAL COURTS OF RECORD:	27	0
GAS CITY PROBATION	213	0
MARION CITY PROBATION	146	0
TOTAL CITY & TOWN:	359	0
COUNTY TOTAL:	386	0
GREENE		
PROBATION	72	0
TOTAL COURTS OF RECORD:	72	0
COUNTY TOTAL:	72	0

CONVICTED OF SUBSTANCE OR SEX OFFENSE IN 2014
MISDEMEANOR CASES

	SUBSTANCE OFFENSE	SEX OFFENSE
HAMILTON		
PROBATION	1,353	1
TOTAL COURTS OF RECORD:	1,353	1
COUNTY TOTAL:	1,353	1
HANCOCK		
PROBATION	327	0
TOTAL COURTS OF RECORD:	327	0
COUNTY TOTAL:	327	0
HARRISON		
ADULT PROBATION	49	3
TOTAL COURTS OF RECORD:	49	3
COUNTY TOTAL:	49	3
HENDRICKS		
PROBATION	454	0
TOTAL COURTS OF RECORD:	454	0
PLAINFIELD TOWN PROBATION	32	1
TOTAL CITY & TOWN:	32	1
COUNTY TOTAL:	486	1
HENRY		
PROBATION	36	0
TOTAL COURTS OF RECORD:	36	0
COUNTY TOTAL:	36	0
HOWARD		
PROBATION	0	0
TOTAL COURTS OF RECORD:	0	0
COUNTY TOTAL:	0	0
HUNTINGTON		
PROBATION	39	0
TOTAL COURTS OF RECORD:	39	0
COUNTY TOTAL:	39	0
JACKSON		
PROBATION	125	0
TOTAL COURTS OF RECORD:	125	0
COUNTY TOTAL:	125	0
JASPER		
PROBATION	136	0
TOTAL COURTS OF RECORD:	136	0
COUNTY TOTAL:	136	0
JAY		
PROBATION	0	0
TOTAL COURTS OF RECORD:	0	0
COUNTY TOTAL:	0	0

CONVICTED OF SUBSTANCE OR SEX OFFENSE IN 2014
MISDEMEANOR CASES

	SUBSTANCE OFFENSE	SEX OFFENSE
JEFFERSON		
PROBATION	10	0
TOTAL COURTS OF RECORD:	10	0
COUNTY TOTAL:	10	0
JENNINGS		
PROBATION	78	0
TOTAL COURTS OF RECORD:	78	0
COUNTY TOTAL:	78	0
JOHNSON		
PROBATION	198	2
TOTAL COURTS OF RECORD:	198	2
GREENWOOD CITY PROBATION	386	0
TOTAL CITY & TOWN:	386	0
COUNTY TOTAL:	584	2
KNOX		
PROBATION	405	0
TOTAL COURTS OF RECORD:	405	0
COUNTY TOTAL:	405	0
KOSCIUSKO		
PROBATION	0	0
TOTAL COURTS OF RECORD:	0	0
COUNTY TOTAL:	0	0
LAGRANGE		
PROBATION	216	0
TOTAL COURTS OF RECORD:	216	0
COUNTY TOTAL:	216	0
LAKE		
ADULT PROBATION	623	19
TOTAL COURTS OF RECORD:	623	19
CROWN PT. CITY PROBATION	73	0
E. CHICAGO CITY PROBATION	188	0
GARY CITY PROBATION	103	0
HAMMOND CITY PROBATION	378	0
HOBART CITY PROBATION	21	0
LOWELL TOWN PROBATION	0	0
MERRILLVILLE TOWN PROBATION	105	0
SCHERERVILLE TOWN PROBATION	233	0
WHITING CITY PROBATION	19	0
TOTAL CITY & TOWN:	1,120	0
COUNTY TOTAL:	1,743	19
LAPORTE		
ADULT PROBATION	479	0
TOTAL COURTS OF RECORD:	479	0
COUNTY TOTAL:	479	0

CONVICTED OF SUBSTANCE OR SEX OFFENSE IN 2014
MISDEMEANOR CASES

	SUBSTANCE OFFENSE	SEX OFFENSE
LAWRENCE		
PROBATION	170	12
TOTAL COURTS OF RECORD:	170	12
COUNTY TOTAL:	170	12
MADISON		
ADULT PROBATION	275	0
TOTAL COURTS OF RECORD:	275	0
ANDERSON CITY PROBATION	232	0
ELWOOD CITY PROBATION	147	0
TOTAL CITY & TOWN:	379	0
COUNTY TOTAL:	654	0
MARION		
PROBATION	0	0
TOTAL COURTS OF RECORD:	0	0
COUNTY TOTAL:	0	0
MARSHALL		
PROBATION	0	0
TOTAL COURTS OF RECORD:	0	0
COUNTY TOTAL:	0	0
MARTIN		
PROBATION	36	0
TOTAL COURTS OF RECORD:	36	0
COUNTY TOTAL:	36	0
MIAMI		
PROBATION	130	0
TOTAL COURTS OF RECORD:	130	0
COUNTY TOTAL:	130	0
MONROE		
PROBATION	590	213
TOTAL COURTS OF RECORD:	590	213
COUNTY TOTAL:	590	213
MONTGOMERY		
PROBATION	230	1
TOTAL COURTS OF RECORD:	230	1
COUNTY TOTAL:	230	1
MORGAN		
PROBATION	219	0
TOTAL COURTS OF RECORD:	219	0
COUNTY TOTAL:	219	0
NEWTON		
PROBATION	102	0
TOTAL COURTS OF RECORD:	102	0
COUNTY TOTAL:	102	0

CONVICTED OF SUBSTANCE OR SEX OFFENSE IN 2014
MISDEMEANOR CASES

	SUBSTANCE OFFENSE	SEX OFFENSE
NOBLE		
PROBATION	230	0
TOTAL COURTS OF RECORD:	230	0
COUNTY TOTAL:	230	0
OHIO		
PROBATION	31	0
TOTAL COURTS OF RECORD:	31	0
COUNTY TOTAL:	31	0
ORANGE		
PROBATION	10	0
TOTAL COURTS OF RECORD:	10	0
COUNTY TOTAL:	10	0
OWEN		
PROBATION	98	0
TOTAL COURTS OF RECORD:	98	0
COUNTY TOTAL:	98	0
PARKE		
PROBATION	133	0
TOTAL COURTS OF RECORD:	133	0
COUNTY TOTAL:	133	0
PERRY		
PROBATION	111	1
TOTAL COURTS OF RECORD:	111	1
COUNTY TOTAL:	111	1
PIKE		
PROBATION	59	1
TOTAL COURTS OF RECORD:	59	1
COUNTY TOTAL:	59	1
PORTER		
ADULT PROBATION	936	0
TOTAL COURTS OF RECORD:	936	0
COUNTY TOTAL:	936	0
POSEY		
PROBATION	63	0
TOTAL COURTS OF RECORD:	63	0
COUNTY TOTAL:	63	0
PULASKI		
PROBATION	30	0
TOTAL COURTS OF RECORD:	30	0
COUNTY TOTAL:	30	0

CONVICTED OF SUBSTANCE OR SEX OFFENSE IN 2014
MISDEMEANOR CASES

	SUBSTANCE OFFENSE	SEX OFFENSE
PUTNAM		
ADULT PROBATION	195	0
TOTAL COURTS OF RECORD:	195	0
COUNTY TOTAL:	195	0
RANDOLPH		
PROBATION	24	0
TOTAL COURTS OF RECORD:	24	0
COUNTY TOTAL:	24	0
RIPLEY		
PROBATION	148	1
TOTAL COURTS OF RECORD:	148	1
COUNTY TOTAL:	148	1
RUSH		
PROBATION	49	0
TOTAL COURTS OF RECORD:	49	0
COUNTY TOTAL:	49	0
ST. JOSEPH		
ADULT PROBATION	236	0
TOTAL COURTS OF RECORD:	236	0
COUNTY TOTAL:	236	0
SCOTT		
PROBATION	83	1
TOTAL COURTS OF RECORD:	83	1
COUNTY TOTAL:	83	1
SHELBY		
PROBATION	121	0
TOTAL COURTS OF RECORD:	121	0
COUNTY TOTAL:	121	0
SPENCER		
PROBATION	90	0
TOTAL COURTS OF RECORD:	90	0
COUNTY TOTAL:	90	0
STARKE		
PROBATION	6	0
TOTAL COURTS OF RECORD:	6	0
COUNTY TOTAL:	6	0
STEUBEN		
PROBATION	150	0
TOTAL COURTS OF RECORD:	150	0
COUNTY TOTAL:	150	0

CONVICTED OF SUBSTANCE OR SEX OFFENSE IN 2014
MISDEMEANOR CASES

	SUBSTANCE OFFENSE	SEX OFFENSE
SULLIVAN		
PROBATION	43	0
TOTAL COURTS OF RECORD:	43	0
COUNTY TOTAL:	43	0
SWITZERLAND		
PROBATION	33	0
TOTAL COURTS OF RECORD:	33	0
COUNTY TOTAL:	33	0
TIPPECANOE		
PROBATION	110	0
TOTAL COURTS OF RECORD:	110	0
COUNTY TOTAL:	110	0
TIPTON		
PROBATION	60	0
TOTAL COURTS OF RECORD:	60	0
COUNTY TOTAL:	60	0
UNION		
PROBATION	7	0
TOTAL COURTS OF RECORD:	7	0
COUNTY TOTAL:	7	0
VANDEBURGH		
PROBATION	303	0
TOTAL COURTS OF RECORD:	303	0
COUNTY TOTAL:	303	0
VERMILLION		
PROBATION	8	0
TOTAL COURTS OF RECORD:	8	0
COUNTY TOTAL:	8	0
VIGO		
ADULT PROBATION	57	0
TOTAL COURTS OF RECORD:	57	0
COUNTY TOTAL:	57	0
WABASH		
PROBATION	166	4
TOTAL COURTS OF RECORD:	166	4
COUNTY TOTAL:	166	4
WARREN		
PROBATION	36	0
TOTAL COURTS OF RECORD:	36	0
COUNTY TOTAL:	36	0

CONVICTED OF SUBSTANCE OR SEX OFFENSE IN 2014
MISDEMEANOR CASES

	SUBSTANCE OFFENSE	SEX OFFENSE
WARRICK		
PROBATION	192	0
TOTAL COURTS OF RECORD:	192	0
COUNTY TOTAL:	192	0
WASHINGTON		
PROBATION	90	0
TOTAL COURTS OF RECORD:	90	0
COUNTY TOTAL:	90	0
WAYNE		
PROBATION	235	0
TOTAL COURTS OF RECORD:	235	0
COUNTY TOTAL:	235	0
WELLS		
PROBATION	72	0
TOTAL COURTS OF RECORD:	72	0
COUNTY TOTAL:	72	0
WHITE		
PROBATION	228	0
TOTAL COURTS OF RECORD:	228	0
COUNTY TOTAL:	228	0
WHITLEY		
PROBATION	36	0
TOTAL COURTS OF RECORD:	36	0
COUNTY TOTAL:	36	0
STATE TOTALS		
GRAND TOTAL CIRCUIT, SUPERIOR & PROBATE:	14,760	308
GRAND TOTAL CITY & TOWN:	3,775	1
GRAND TOTAL:	18,535	309

PRESENTENCE INVESTIGATIONS
MISDEMEANOR

PRESENTENCE

ADAMS	
PROBATION	0
TOTAL COURTS OF RECORD:	0
COUNTY TOTAL:	0
ALLEN	
ADULT PROBATION	0
TOTAL COURTS OF RECORD:	0
COUNTY TOTAL:	0
BARTHOLOMEW	
PROBATION	0
TOTAL COURTS OF RECORD:	0
COUNTY TOTAL:	0
BENTON	
PROBATION	0
TOTAL COURTS OF RECORD:	0
COUNTY TOTAL:	0
BLACKFORD	
PROBATION	0
TOTAL COURTS OF RECORD:	0
COUNTY TOTAL:	0
BOONE	
PROBATION	37
TOTAL COURTS OF RECORD:	37
COUNTY TOTAL:	37
BROWN	
PROBATION	3
TOTAL COURTS OF RECORD:	3
COUNTY TOTAL:	3
CARROLL	
PROBATION	0
TOTAL COURTS OF RECORD:	0
COUNTY TOTAL:	0
CASS	
ADULT PROBATION	0
TOTAL COURTS OF RECORD:	0
COUNTY TOTAL:	0
CLARK	
PROBATION	0
TOTAL COURTS OF RECORD:	0
CLARKSVILLE TOWN PROBATION	0
JEFFERSONVILLE CITY PROBATION	0
TOTAL CITY & TOWN:	0
COUNTY TOTAL:	0

PRESENTENCE INVESTIGATIONS
MISDEMEANOR

PRESENTENCE

CLAY		
PROBATION		0
TOTAL COURTS OF RECORD:		0
COUNTY TOTAL:		0
CLINTON		
PROBATION		4
TOTAL COURTS OF RECORD:		4
COUNTY TOTAL:		4
CRAWFORD		
PROBATION		29
TOTAL COURTS OF RECORD:		29
COUNTY TOTAL:		29
DAVISS		
PROBATION		0
TOTAL COURTS OF RECORD:		0
COUNTY TOTAL:		0
DEARBORN		
PROBATION		4
TOTAL COURTS OF RECORD:		4
COUNTY TOTAL:		4
DECATUR		
ADULT PROBATION		0
TOTAL COURTS OF RECORD:		0
COUNTY TOTAL:		0
DEKALB		
PROBATION		101
TOTAL COURTS OF RECORD:		101
COUNTY TOTAL:		101
DELAWARE		
ADULT PROBATION		0
TOTAL COURTS OF RECORD:		0
MUNCIE CITY PROBATION		34
TOTAL CITY & TOWN:		34
COUNTY TOTAL:		34
DUBOIS		
PROBATION		0
TOTAL COURTS OF RECORD:		0
COUNTY TOTAL:		0

PRESENTENCE INVESTIGATIONS
MISDEMEANOR

PRESENTENCE

ELKHART	
PROBATION	184
TOTAL COURTS OF RECORD:	184
ELKHART CITY PROBATION	0
GOSHEN CITY PROBATION	0
TOTAL CITY & TOWN:	0
COUNTY TOTAL:	184
FAYETTE	
PROBATION	15
TOTAL COURTS OF RECORD:	15
COUNTY TOTAL:	15
FLOYD	
PROBATION	138
TOTAL COURTS OF RECORD:	138
COUNTY TOTAL:	138
FOUNTAIN	
PROBATION	0
TOTAL COURTS OF RECORD:	0
ATTICA CITY PROBATION	0
TOTAL CITY & TOWN:	0
COUNTY TOTAL:	0
FRANKLIN	
PROBATION	0
TOTAL COURTS OF RECORD:	0
COUNTY TOTAL:	0
FULTON	
PROBATION	12
TOTAL COURTS OF RECORD:	12
COUNTY TOTAL:	12
GIBSON	
PROBATION	0
TOTAL COURTS OF RECORD:	0
COUNTY TOTAL:	0
GRANT	
PROBATION	0
TOTAL COURTS OF RECORD:	0
GAS CITY PROBATION	0
MARION CITY PROBATION	0
TOTAL CITY & TOWN:	0
COUNTY TOTAL:	0
GREENE	
PROBATION	0
TOTAL COURTS OF RECORD:	0
COUNTY TOTAL:	0

PRESENTENCE INVESTIGATIONS
MISDEMEANOR

PRESENTENCE

HAMILTON	
PROBATION	442
TOTAL COURTS OF RECORD:	442
COUNTY TOTAL:	442
HANCOCK	
PROBATION	129
TOTAL COURTS OF RECORD:	129
COUNTY TOTAL:	129
HARRISON	
ADULT PROBATION	62
TOTAL COURTS OF RECORD:	62
COUNTY TOTAL:	62
HENDRICKS	
PROBATION	3
TOTAL COURTS OF RECORD:	3
PLAINFIELD TOWN PROBATION	0
TOTAL CITY & TOWN:	0
COUNTY TOTAL:	3
HENRY	
PROBATION	213
TOTAL COURTS OF RECORD:	213
COUNTY TOTAL:	213
HOWARD	
PROBATION	0
TOTAL COURTS OF RECORD:	0
COUNTY TOTAL:	0
HUNTINGTON	
PROBATION	59
TOTAL COURTS OF RECORD:	59
COUNTY TOTAL:	59
JACKSON	
PROBATION	66
TOTAL COURTS OF RECORD:	66
COUNTY TOTAL:	66
JASPER	
PROBATION	146
TOTAL COURTS OF RECORD:	146
COUNTY TOTAL:	146
JAY	
PROBATION	0
TOTAL COURTS OF RECORD:	0
COUNTY TOTAL:	0

PRESENTENCE INVESTIGATIONS
MISDEMEANOR

PRESENTENCE

JEFFERSON	
PROBATION	53
TOTAL COURTS OF RECORD:	53
COUNTY TOTAL:	53
JENNINGS	
PROBATION	0
TOTAL COURTS OF RECORD:	0
COUNTY TOTAL:	0
JOHNSON	
PROBATION	0
TOTAL COURTS OF RECORD:	0
GREENWOOD CITY PROBATION	0
TOTAL CITY & TOWN:	0
COUNTY TOTAL:	0
KNOX	
PROBATION	0
TOTAL COURTS OF RECORD:	0
COUNTY TOTAL:	0
KOSCIUSKO	
PROBATION	0
TOTAL COURTS OF RECORD:	0
COUNTY TOTAL:	0
LAGRANGE	
PROBATION	0
TOTAL COURTS OF RECORD:	0
COUNTY TOTAL:	0
LAKE	
ADULT PROBATION	420
TOTAL COURTS OF RECORD:	420
CROWN PT. CITY PROBATION	0
E. CHICAGO CITY PROBATION	0
GARY CITY PROBATION	3
HAMMOND CITY PROBATION	0
HOBART CITY PROBATION	21
LOWELL TOWN PROBATION	0
MERRILLVILLE TOWN PROBATION	0
SCHERERVILLE TOWN PROBATION	0
WHITING CITY PROBATION	0
TOTAL CITY & TOWN:	24
COUNTY TOTAL:	444
LAPORTE	
ADULT PROBATION	0
TOTAL COURTS OF RECORD:	0
COUNTY TOTAL:	0

PRESENTENCE INVESTIGATIONS
MISDEMEANOR

PRESENTENCE

LAWRENCE	
PROBATION	32
TOTAL COURTS OF RECORD:	32
COUNTY TOTAL:	32
MADISON	
ADULT PROBATION	0
TOTAL COURTS OF RECORD:	0
ANDERSON CITY PROBATION	0
ELWOOD CITY PROBATION	0
TOTAL CITY & TOWN:	0
COUNTY TOTAL:	0
MARION	
PROBATION	0
TOTAL COURTS OF RECORD:	0
COUNTY TOTAL:	0
MARSHALL	
PROBATION	0
TOTAL COURTS OF RECORD:	0
COUNTY TOTAL:	0
MARTIN	
PROBATION	0
TOTAL COURTS OF RECORD:	0
COUNTY TOTAL:	0
MIAMI	
PROBATION	0
TOTAL COURTS OF RECORD:	0
COUNTY TOTAL:	0
MONROE	
PROBATION	0
TOTAL COURTS OF RECORD:	0
COUNTY TOTAL:	0
MONTGOMERY	
PROBATION	288
TOTAL COURTS OF RECORD:	288
COUNTY TOTAL:	288
MORGAN	
PROBATION	0
TOTAL COURTS OF RECORD:	0
COUNTY TOTAL:	0
NEWTON	
PROBATION	0
TOTAL COURTS OF RECORD:	0
COUNTY TOTAL:	0

PRESENTENCE INVESTIGATIONS
MISDEMEANOR

PRESENTENCE

NOBLE		
PROBATION		0
TOTAL COURTS OF RECORD:		0
COUNTY TOTAL:		0
OHIO		
PROBATION		0
TOTAL COURTS OF RECORD:		0
COUNTY TOTAL:		0
ORANGE		
PROBATION		0
TOTAL COURTS OF RECORD:		0
COUNTY TOTAL:		0
OWEN		
PROBATION		0
TOTAL COURTS OF RECORD:		0
COUNTY TOTAL:		0
PARKE		
PROBATION		16
TOTAL COURTS OF RECORD:		16
COUNTY TOTAL:		16
PERRY		
PROBATION		0
TOTAL COURTS OF RECORD:		0
COUNTY TOTAL:		0
PIKE		
PROBATION		6
TOTAL COURTS OF RECORD:		6
COUNTY TOTAL:		6
PORTER		
ADULT PROBATION		0
TOTAL COURTS OF RECORD:		0
COUNTY TOTAL:		0
POSEY		
PROBATION		0
TOTAL COURTS OF RECORD:		0
COUNTY TOTAL:		0
PULASKI		
PROBATION		21
TOTAL COURTS OF RECORD:		21
COUNTY TOTAL:		21
PUTNAM		
ADULT PROBATION		0
TOTAL COURTS OF RECORD:		0
COUNTY TOTAL:		0

PRESENTENCE INVESTIGATIONS
MISDEMEANOR

PRESENTENCE

RANDOLPH	
PROBATION	0
TOTAL COURTS OF RECORD:	0
COUNTY TOTAL:	0
RIPLEY	
PROBATION	0
TOTAL COURTS OF RECORD:	0
COUNTY TOTAL:	0
RUSH	
PROBATION	42
TOTAL COURTS OF RECORD:	42
COUNTY TOTAL:	42
ST. JOSEPH	
ADULT PROBATION	0
TOTAL COURTS OF RECORD:	0
COUNTY TOTAL:	0
SCOTT	
PROBATION	0
TOTAL COURTS OF RECORD:	0
COUNTY TOTAL:	0
SHELBY	
PROBATION	0
TOTAL COURTS OF RECORD:	0
COUNTY TOTAL:	0
SPENCER	
PROBATION	17
TOTAL COURTS OF RECORD:	17
COUNTY TOTAL:	17
STARKE	
PROBATION	0
TOTAL COURTS OF RECORD:	0
COUNTY TOTAL:	0
STEUBEN	
PROBATION	0
TOTAL COURTS OF RECORD:	0
COUNTY TOTAL:	0
SULLIVAN	
PROBATION	0
TOTAL COURTS OF RECORD:	0
COUNTY TOTAL:	0
SWITZERLAND	
PROBATION	0
TOTAL COURTS OF RECORD:	0
COUNTY TOTAL:	0

PRESENTENCE INVESTIGATIONS
MISDEMEANOR

PRESENTENCE

TIPPECANOE	
PROBATION	0
TOTAL COURTS OF RECORD:	0
COUNTY TOTAL:	0
TIPTON	
PROBATION	9
TOTAL COURTS OF RECORD:	9
COUNTY TOTAL:	9
UNION	
PROBATION	0
TOTAL COURTS OF RECORD:	0
COUNTY TOTAL:	0
VANDERBURGH	
PROBATION	0
TOTAL COURTS OF RECORD:	0
COUNTY TOTAL:	0
VERMILLION	
PROBATION	49
TOTAL COURTS OF RECORD:	49
COUNTY TOTAL:	49
VIGO	
ADULT PROBATION	31
TOTAL COURTS OF RECORD:	31
COUNTY TOTAL:	31
WABASH	
PROBATION	149
TOTAL COURTS OF RECORD:	149
COUNTY TOTAL:	149
WARREN	
PROBATION	0
TOTAL COURTS OF RECORD:	0
COUNTY TOTAL:	0
WARRICK	
PROBATION	0
TOTAL COURTS OF RECORD:	0
COUNTY TOTAL:	0
WASHINGTON	
PROBATION	0
TOTAL COURTS OF RECORD:	0
COUNTY TOTAL:	0
WAYNE	
PROBATION	162
TOTAL COURTS OF RECORD:	162
COUNTY TOTAL:	162

PRESENTENCE INVESTIGATIONS
MISDEMEANOR

	PRESENTENCE
<hr/>	
WELLS	
PROBATION	0
TOTAL COURTS OF RECORD:	0
COUNTY TOTAL:	0
<hr/>	
WHITE	
PROBATION	5
TOTAL COURTS OF RECORD:	5
COUNTY TOTAL:	5
<hr/>	
WHITLEY	
PROBATION	0
TOTAL COURTS OF RECORD:	0
COUNTY TOTAL:	0
<hr/>	
STATE TOTALS	
<hr/>	
GRAND TOTAL CIRCUIT, SUPERIOR & PROBATE:	2,947
GRAND TOTAL CITY & TOWN:	58
<hr/>	
GRAND TOTAL:	3,005

JUVENILE PROBATION

Referrals Pending January 1, 2014	208
Referrals Received	215
Referrals Disposed	222
Referrals – Methods of Disposition	229
Referrals Pending December 31, 2014.....	236
Supervisions Pending January 1, 2014	243
Supervisions Received	250
Supervisions Reopened.....	257
Supervisions Disposed	264
Supervisions - Methods of Disposition.....	271
Supervisions Pending December 31, 2014.....	278
Status on Pending Supervision.....	285
Probationer Supervision Risk Level – Juvenile Cases Pending as of December 31, 2014.....	292
Juvenile Convicted of Substance or Sex Offense in 2014	299
Juvenile Completed Reports.....	306

JUVENILE PROBATION
REFERRALS PENDING 01/01/2014

	NON-STATUS DELINQ	STATUS DELINQ	OTHER	TOTAL
ADAMS				
PROBATION	9	4	0	13
COUNTY TOTAL:	9	4	0	13
ALLEN				
JUVENILE PROBATION	76	34	0	110
COUNTY TOTAL:	76	34	0	110
BARTHOLOMEW				
PROBATION	42	32	0	74
COUNTY TOTAL:	42	32	0	74
BENTON				
PROBATION	54	5	0	59
COUNTY TOTAL:	54	5	0	59
BLACKFORD				
PROBATION	21	15	0	36
COUNTY TOTAL:	21	15	0	36
BOONE				
PROBATION	199	74	0	273
COUNTY TOTAL:	199	74	0	273
BROWN				
PROBATION	16	9	0	25
COUNTY TOTAL:	16	9	0	25
CARROLL				
PROBATION	0	0	0	0
COUNTY TOTAL:	0	0	0	0
CASS				
JUVENILE PROBATION	0	0	0	0
COUNTY TOTAL:	0	0	0	0
CLARK				
PROBATION	356	85	0	441
COUNTY TOTAL:	356	85	0	441
CLAY				
PROBATION	0	0	0	0
COUNTY TOTAL:	0	0	0	0
CLINTON				
PROBATION	77	17	0	94
COUNTY TOTAL:	77	17	0	94
CRAWFORD				
PROBATION	0	0	0	0
COUNTY TOTAL:	0	0	0	0
DAVISS				
PROBATION	8	2	0	10
COUNTY TOTAL:	8	2	0	10

JUVENILE PROBATION
REFERRALS PENDING 01/01/2014

	NON-STATUS DELINQ	STATUS DELINQ	OTHER	TOTAL
DEARBORN				
PROBATION	79	39	0	118
COUNTY TOTAL:	79	39	0	118
DECATUR				
JUVENILE PROBATION	15	9	0	24
COUNTY TOTAL:	15	9	0	24
DEKALB				
PROBATION	17	3	0	20
COUNTY TOTAL:	17	3	0	20
DELAWARE				
JUVENILE PROBATION	0	0	0	0
COUNTY TOTAL:	0	0	0	0
DUBOIS				
PROBATION	74	43	0	117
COUNTY TOTAL:	74	43	0	117
ELKHART				
JUVENILE PROBATION	58	0	0	58
COUNTY TOTAL:	58	0	0	58
FAYETTE				
PROBATION	11	3	0	14
COUNTY TOTAL:	11	3	0	14
FLOYD				
PROBATION	285	347	0	632
COUNTY TOTAL:	285	347	0	632
FOUNTAIN				
PROBATION	6	1	25	32
COUNTY TOTAL:	6	1	25	32
FRANKLIN				
PROBATION	0	0	0	0
COUNTY TOTAL:	0	0	0	0
FULTON				
PROBATION	3	1	0	4
COUNTY TOTAL:	3	1	0	4
GIBSON				
PROBATION	18	1	0	19
COUNTY TOTAL:	18	1	0	19
GRANT				
PROBATION	4	3	0	7
COUNTY TOTAL:	4	3	0	7
GREENE				
PROBATION	0	0	0	0
COUNTY TOTAL:	0	0	0	0

JUVENILE PROBATION
REFERRALS PENDING 01/01/2014

	NON-STATUS DELINQ	STATUS DELINQ	OTHER	TOTAL
HAMILTON				
PROBATION	139	84	0	223
COUNTY TOTAL:	139	84	0	223
HANCOCK				
PROBATION	264	177	1	442
COUNTY TOTAL:	264	177	1	442
HARRISON				
JUVENILE PROBATION	23	12	2	37
COUNTY TOTAL:	23	12	2	37
HENDRICKS				
PROBATION	18	6	0	24
COUNTY TOTAL:	18	6	0	24
HENRY				
PROBATION	96	107	0	203
COUNTY TOTAL:	96	107	0	203
HOWARD				
PROBATION	116	34	0	150
COUNTY TOTAL:	116	34	0	150
HUNTINGTON				
PROBATION	56	37	10	103
COUNTY TOTAL:	56	37	10	103
JACKSON				
PROBATION	19	2	0	21
COUNTY TOTAL:	19	2	0	21
JASPER				
PROBATION	12	8	0	20
COUNTY TOTAL:	12	8	0	20
JAY				
PROBATION	0	0	0	0
COUNTY TOTAL:	0	0	0	0
JEFFERSON				
PROBATION	168	97	0	265
COUNTY TOTAL:	168	97	0	265
JENNINGS				
PROBATION	4	1	0	5
COUNTY TOTAL:	4	1	0	5
JOHNSON				
PROBATION	37	32	0	69
COUNTY TOTAL:	37	32	0	69
KNOX				
PROBATION	12	8	0	20
COUNTY TOTAL:	12	8	0	20

JUVENILE PROBATION
REFERRALS PENDING 01/01/2014

	NON-STATUS DELINQ	STATUS DELINQ	OTHER	TOTAL
KOSCIUSKO				
PROBATION	187	43	0	230
COUNTY TOTAL:	187	43	0	230
LAGRANGE				
PROBATION	0	0	0	0
COUNTY TOTAL:	0	0	0	0
LAKE				
JUVENILE PROBATION	198	79	0	277
COUNTY TOTAL:	198	79	0	277
LAPORTE				
JUVENILE PROBATION	93	59	0	152
COUNTY TOTAL:	93	59	0	152
LAWRENCE				
PROBATION	14	9	0	23
COUNTY TOTAL:	14	9	0	23
MADISON				
JUVENILE PROBATION	56	22	0	78
COUNTY TOTAL:	56	22	0	78
MARION				
PROBATION	155	12	0	167
COUNTY TOTAL:	155	12	0	167
MARSHALL				
PROBATION	46	35	0	81
COUNTY TOTAL:	46	35	0	81
MARTIN				
PROBATION	7	10	0	17
COUNTY TOTAL:	7	10	0	17
MIAMI				
PROBATION	26	5	0	31
COUNTY TOTAL:	26	5	0	31
MONROE				
PROBATION	4	4	0	8
COUNTY TOTAL:	4	4	0	8
MONTGOMERY				
PROBATION	32	7	4	43
COUNTY TOTAL:	32	7	4	43
MORGAN				
PROBATION	5	11	0	16
COUNTY TOTAL:	5	11	0	16
NEWTON				
PROBATION	48	25	0	73
COUNTY TOTAL:	48	25	0	73

JUVENILE PROBATION
REFERRALS PENDING 01/01/2014

	NON-STATUS DELINQ	STATUS DELINQ	OTHER	TOTAL
NOBLE				
PROBATION	15	6	0	21
COUNTY TOTAL:	15	6	0	21
OHIO				
PROBATION	0	0	0	0
COUNTY TOTAL:	0	0	0	0
ORANGE				
PROBATION	0	0	0	0
COUNTY TOTAL:	0	0	0	0
OWEN				
PROBATION	0	0	0	0
COUNTY TOTAL:	0	0	0	0
PARKE				
PROBATION	23	1	0	24
COUNTY TOTAL:	23	1	0	24
PERRY				
PROBATION	28	9	3	40
COUNTY TOTAL:	28	9	3	40
PIKE				
PROBATION	20	10	0	30
COUNTY TOTAL:	20	10	0	30
PORTER				
JUVENILE PROBATION	60	34	0	94
COUNTY TOTAL:	60	34	0	94
POSEY				
PROBATION	2	0	0	2
COUNTY TOTAL:	2	0	0	2
PULASKI				
PROBATION	0	0	0	0
COUNTY TOTAL:	0	0	0	0
PUTNAM				
JUVENILE PROBATION	80	22	0	102
COUNTY TOTAL:	80	22	0	102
RANDOLPH				
PROBATION	9	1	0	10
COUNTY TOTAL:	9	1	0	10
RIPLEY				
PROBATION	24	23	0	47
COUNTY TOTAL:	24	23	0	47
RUSH				
PROBATION	2	1	0	3
COUNTY TOTAL:	2	1	0	3

JUVENILE PROBATION
REFERRALS PENDING 01/01/2014

	NON-STATUS DELINQ	STATUS DELINQ	OTHER	TOTAL
ST. JOSEPH				
JUVENILE PROBATION	175	131	0	306
COUNTY TOTAL:	175	131	0	306
SCOTT				
PROBATION	0	0	0	0
COUNTY TOTAL:	0	0	0	0
SHELBY				
PROBATION	17	1	0	18
COUNTY TOTAL:	17	1	0	18
SPENCER				
PROBATION	1	0	0	1
COUNTY TOTAL:	1	0	0	1
STARKE				
PROBATION	19	7	0	26
COUNTY TOTAL:	19	7	0	26
STEUBEN				
PROBATION	23	19	0	42
COUNTY TOTAL:	23	19	0	42
SULLIVAN				
PROBATION	0	0	0	0
COUNTY TOTAL:	0	0	0	0
SWITZERLAND				
PROBATION	2	0	0	2
COUNTY TOTAL:	2	0	0	2
TIPPECANOE				
PROBATION	726	300	0	1,026
COUNTY TOTAL:	726	300	0	1,026
TIPTON				
PROBATION	1	1	0	2
COUNTY TOTAL:	1	1	0	2
UNION				
PROBATION	3	0	0	3
COUNTY TOTAL:	3	0	0	3
VANDERBURGH				
PROBATION	43	11	0	54
COUNTY TOTAL:	43	11	0	54
VERMILLION				
PROBATION	9	2	0	11
COUNTY TOTAL:	9	2	0	11
VIGO				
JUVENILE PROBATION	115	136	0	251
COUNTY TOTAL:	115	136	0	251

JUVENILE PROBATION
REFERRALS PENDING 01/01/2014

	NON-STATUS DELINQ	STATUS DELINQ	OTHER	TOTAL
WABASH				
PROBATION	0	0	0	0
COUNTY TOTAL:	0	0	0	0
WARREN				
PROBATION	5	0	0	5
COUNTY TOTAL:	5	0	0	5
WARRICK				
PROBATION	32	0	0	32
COUNTY TOTAL:	32	0	0	32
WASHINGTON				
PROBATION	10	64	0	74
COUNTY TOTAL:	10	64	0	74
WAYNE				
PROBATION	38	10	0	48
COUNTY TOTAL:	38	10	0	48
WELLS				
PROBATION	0	0	0	0
COUNTY TOTAL:	0	0	0	0
WHITE				
PROBATION	0	0	0	0
COUNTY TOTAL:	0	0	0	0
WHITLEY				
PROBATION	36	12	0	48
COUNTY TOTAL:	36	12	0	48
STATE TOTALS				
GRAND TOTAL CIRCUIT, SUPERIOR & PROBATE:	4,781	2,454	45	7,280
GRAND TOTAL:	4,781	2,454	45	7,280

JUVENILE PROBATION
REFERRALS RECEIVED

	NON-STATUS DELINQ	STATUS DELINQ	OTHER	TOTAL
ADAMS				
PROBATION	68	21	0	89
COUNTY TOTAL:	68	21	0	89
ALLEN				
JUVENILE PROBATION	1,635	1,325	0	2,960
COUNTY TOTAL:	1,635	1,325	0	2,960
BARTHOLOMEW				
PROBATION	315	230	0	545
COUNTY TOTAL:	315	230	0	545
BENTON				
PROBATION	21	1	0	22
COUNTY TOTAL:	21	1	0	22
BLACKFORD				
PROBATION	16	24	0	40
COUNTY TOTAL:	16	24	0	40
BOONE				
PROBATION	120	60	0	180
COUNTY TOTAL:	120	60	0	180
BROWN				
PROBATION	34	30	0	64
COUNTY TOTAL:	34	30	0	64
CARROLL				
PROBATION	36	23	0	59
COUNTY TOTAL:	36	23	0	59
CASS				
JUVENILE PROBATION	181	117	0	298
COUNTY TOTAL:	181	117	0	298
CLARK				
PROBATION	550	147	0	697
COUNTY TOTAL:	550	147	0	697
CLAY				
PROBATION	54	9	0	63
COUNTY TOTAL:	54	9	0	63
CLINTON				
PROBATION	123	31	0	154
COUNTY TOTAL:	123	31	0	154
CRAWFORD				
PROBATION	28	11	0	39
COUNTY TOTAL:	28	11	0	39
DAVISS				
PROBATION	59	58	1	118
COUNTY TOTAL:	59	58	1	118

JUVENILE PROBATION
REFERRALS RECEIVED

	NON-STATUS DELINQ	STATUS DELINQ	OTHER	TOTAL
DEARBORN				
PROBATION	145	59	0	204
COUNTY TOTAL:	145	59	0	204
DECATUR				
JUVENILE PROBATION	128	63	0	191
COUNTY TOTAL:	128	63	0	191
DEKALB				
PROBATION	134	67	0	201
COUNTY TOTAL:	134	67	0	201
DELAWARE				
JUVENILE PROBATION	418	155	0	573
COUNTY TOTAL:	418	155	0	573
DUBOIS				
PROBATION	85	43	0	128
COUNTY TOTAL:	85	43	0	128
ELKHART				
JUVENILE PROBATION	756	371	0	1,127
COUNTY TOTAL:	756	371	0	1,127
FAYETTE				
PROBATION	105	37	0	142
COUNTY TOTAL:	105	37	0	142
FLOYD				
PROBATION	273	185	1	459
COUNTY TOTAL:	273	185	1	459
FOUNTAIN				
PROBATION	30	11	43	84
COUNTY TOTAL:	30	11	43	84
FRANKLIN				
PROBATION	63	103	0	166
COUNTY TOTAL:	63	103	0	166
FULTON				
PROBATION	58	6	0	64
COUNTY TOTAL:	58	6	0	64
GIBSON				
PROBATION	74	24	0	98
COUNTY TOTAL:	74	24	0	98
GRANT				
PROBATION	504	156	0	660
COUNTY TOTAL:	504	156	0	660
GREENE				
PROBATION	45	16	0	61
COUNTY TOTAL:	45	16	0	61

JUVENILE PROBATION
REFERRALS RECEIVED

	NON-STATUS DELINQ	STATUS DELINQ	OTHER	TOTAL
HAMILTON				
PROBATION	554	324	34	912
COUNTY TOTAL:	554	324	34	912
HANCOCK				
PROBATION	136	66	0	202
COUNTY TOTAL:	136	66	0	202
HARRISON				
JUVENILE PROBATION	76	99	5	180
COUNTY TOTAL:	76	99	5	180
HENDRICKS				
PROBATION	369	55	0	424
COUNTY TOTAL:	369	55	0	424
HENRY				
PROBATION	115	69	0	184
COUNTY TOTAL:	115	69	0	184
HOWARD				
PROBATION	372	203	0	575
COUNTY TOTAL:	372	203	0	575
HUNTINGTON				
PROBATION	5	2	0	7
COUNTY TOTAL:	5	2	0	7
JACKSON				
PROBATION	138	61	0	199
COUNTY TOTAL:	138	61	0	199
JASPER				
PROBATION	148	21	0	169
COUNTY TOTAL:	148	21	0	169
JAY				
PROBATION	88	18	0	106
COUNTY TOTAL:	88	18	0	106
JEFFERSON				
PROBATION	112	25	0	137
COUNTY TOTAL:	112	25	0	137
JENNINGS				
PROBATION	75	15	0	90
COUNTY TOTAL:	75	15	0	90
JOHNSON				
PROBATION	719	392	0	1,111
COUNTY TOTAL:	719	392	0	1,111
KNOX				
PROBATION	66	50	8	124
COUNTY TOTAL:	66	50	8	124

JUVENILE PROBATION
REFERRALS RECEIVED

	NON-STATUS DELINQ	STATUS DELINQ	OTHER	TOTAL
KOSCIUSKO				
PROBATION	315	90	0	405
COUNTY TOTAL:	315	90	0	405
LAGRANGE				
PROBATION	63	152	0	215
COUNTY TOTAL:	63	152	0	215
LAKE				
JUVENILE PROBATION	1,437	599	0	2,036
COUNTY TOTAL:	1,437	599	0	2,036
LAPORTE				
JUVENILE PROBATION	400	211	0	611
COUNTY TOTAL:	400	211	0	611
LAWRENCE				
PROBATION	104	74	0	178
COUNTY TOTAL:	104	74	0	178
MADISON				
JUVENILE PROBATION	596	283	0	879
COUNTY TOTAL:	596	283	0	879
MARION				
PROBATION	4,607	792	0	5,399
COUNTY TOTAL:	4,607	792	0	5,399
MARSHALL				
PROBATION	270	97	0	367
COUNTY TOTAL:	270	97	0	367
MARTIN				
PROBATION	12	8	0	20
COUNTY TOTAL:	12	8	0	20
MIAMI				
PROBATION	99	61	0	160
COUNTY TOTAL:	99	61	0	160
MONROE				
PROBATION	385	221	3	609
COUNTY TOTAL:	385	221	3	609
MONTGOMERY				
PROBATION	220	86	35	341
COUNTY TOTAL:	220	86	35	341
MORGAN				
PROBATION	144	82	0	226
COUNTY TOTAL:	144	82	0	226
NEWTON				
PROBATION	59	11	0	70
COUNTY TOTAL:	59	11	0	70

JUVENILE PROBATION
REFERRALS RECEIVED

	NON-STATUS DELINQ	STATUS DELINQ	OTHER	TOTAL
NOBLE				
PROBATION	172	54	0	226
COUNTY TOTAL:	172	54	0	226
OHIO				
PROBATION	8	3	0	11
COUNTY TOTAL:	8	3	0	11
ORANGE				
PROBATION	36	0	0	36
COUNTY TOTAL:	36	0	0	36
OWEN				
PROBATION	49	29	0	78
COUNTY TOTAL:	49	29	0	78
PARKE				
PROBATION	34	0	0	34
COUNTY TOTAL:	34	0	0	34
PERRY				
PROBATION	62	7	0	69
COUNTY TOTAL:	62	7	0	69
PIKE				
PROBATION	26	6	0	32
COUNTY TOTAL:	26	6	0	32
PORTER				
JUVENILE PROBATION	579	346	0	925
COUNTY TOTAL:	579	346	0	925
POSEY				
PROBATION	52	29	0	81
COUNTY TOTAL:	52	29	0	81
PULASKI				
PROBATION	21	11	0	32
COUNTY TOTAL:	21	11	0	32
PUTNAM				
JUVENILE PROBATION	26	7	0	33
COUNTY TOTAL:	26	7	0	33
RANDOLPH				
PROBATION	37	8	0	45
COUNTY TOTAL:	37	8	0	45
RIPLEY				
PROBATION	45	47	0	92
COUNTY TOTAL:	45	47	0	92
RUSH				
PROBATION	69	17	0	86
COUNTY TOTAL:	69	17	0	86

JUVENILE PROBATION
REFERRALS RECEIVED

	NON-STATUS DELINQ	STATUS DELINQ	OTHER	TOTAL
ST. JOSEPH				
JUVENILE PROBATION	1,232	771	0	2,003
COUNTY TOTAL:	1,232	771	0	2,003
SCOTT				
PROBATION	55	28	0	83
COUNTY TOTAL:	55	28	0	83
SHELBY				
PROBATION	179	136	0	315
COUNTY TOTAL:	179	136	0	315
SPENCER				
PROBATION	50	18	0	68
COUNTY TOTAL:	50	18	0	68
STARKE				
PROBATION	32	54	0	86
COUNTY TOTAL:	32	54	0	86
STEUBEN				
PROBATION	175	59	0	234
COUNTY TOTAL:	175	59	0	234
SULLIVAN				
PROBATION	34	16	0	50
COUNTY TOTAL:	34	16	0	50
SWITZERLAND				
PROBATION	8	0	0	8
COUNTY TOTAL:	8	0	0	8
TIPPECANOE				
PROBATION	456	285	0	741
COUNTY TOTAL:	456	285	0	741
TIPTON				
PROBATION	50	32	0	82
COUNTY TOTAL:	50	32	0	82
UNION				
PROBATION	10	9	0	19
COUNTY TOTAL:	10	9	0	19
VANDERBURGH				
PROBATION	733	246	73	1,052
COUNTY TOTAL:	733	246	73	1,052
VERMILLION				
PROBATION	5	0	0	5
COUNTY TOTAL:	5	0	0	5
VIGO				
JUVENILE PROBATION	400	287	0	687
COUNTY TOTAL:	400	287	0	687

JUVENILE PROBATION
REFERRALS RECEIVED

	NON-STATUS DELINQ	STATUS DELINQ	OTHER	TOTAL
WABASH				
PROBATION	145	96	0	241
COUNTY TOTAL:	145	96	0	241
WARREN				
PROBATION	13	6	0	19
COUNTY TOTAL:	13	6	0	19
WARRICK				
PROBATION	117	77	0	194
COUNTY TOTAL:	117	77	0	194
WASHINGTON				
PROBATION	54	53	1	108
COUNTY TOTAL:	54	53	1	108
WAYNE				
PROBATION	428	173	0	601
COUNTY TOTAL:	428	173	0	601
WELLS				
PROBATION	66	47	0	113
COUNTY TOTAL:	66	47	0	113
WHITE				
PROBATION	84	33	83	200
COUNTY TOTAL:	84	33	83	200
WHITLEY				
PROBATION	89	48	0	137
COUNTY TOTAL:	89	48	0	137
STATE TOTALS				
GRAND TOTAL CIRCUIT, SUPERIOR & PROBATE:	23,373	10,588	287	34,248
GRAND TOTAL:	23,373	10,588	287	34,248

JUVENILE PROBATION
REFERRALS DISPOSED

	NON-STATUS DELINQ	STATUS DELINQ	OTHER	TOTAL
ADAMS				
PROBATION	67	23	0	90
COUNTY TOTAL:	67	23	0	90
ALLEN				
JUVENILE PROBATION	1,619	947	0	2,566
COUNTY TOTAL:	1,619	947	0	2,566
BARTHOLOMEW				
PROBATION	291	222	0	513
COUNTY TOTAL:	291	222	0	513
BENTON				
PROBATION	32	2	0	34
COUNTY TOTAL:	32	2	0	34
BLACKFORD				
PROBATION	37	39	0	76
COUNTY TOTAL:	37	39	0	76
BOONE				
PROBATION	36	22	0	58
COUNTY TOTAL:	36	22	0	58
BROWN				
PROBATION	35	33	0	68
COUNTY TOTAL:	35	33	0	68
CARROLL				
PROBATION	36	23	0	59
COUNTY TOTAL:	36	23	0	59
CASS				
JUVENILE PROBATION	136	108	0	244
COUNTY TOTAL:	136	108	0	244
CLARK				
PROBATION	692	192	0	884
COUNTY TOTAL:	692	192	0	884
CLAY				
PROBATION	54	9	0	63
COUNTY TOTAL:	54	9	0	63
CLINTON				
PROBATION	111	29	0	140
COUNTY TOTAL:	111	29	0	140
CRAWFORD				
PROBATION	28	11	0	39
COUNTY TOTAL:	28	11	0	39
DAVISS				
PROBATION	54	51	1	106
COUNTY TOTAL:	54	51	1	106

JUVENILE PROBATION
REFERRALS DISPOSED

	NON-STATUS DELINQ	STATUS DELINQ	OTHER	TOTAL
DEARBORN				
PROBATION	57	23	0	80
COUNTY TOTAL:	57	23	0	80
DECATUR				
JUVENILE PROBATION	136	70	0	206
COUNTY TOTAL:	136	70	0	206
DEKALB				
PROBATION	136	67	0	203
COUNTY TOTAL:	136	67	0	203
DELAWARE				
JUVENILE PROBATION	418	155	0	573
COUNTY TOTAL:	418	155	0	573
DUBOIS				
PROBATION	83	40	0	123
COUNTY TOTAL:	83	40	0	123
ELKHART				
JUVENILE PROBATION	732	371	0	1,103
COUNTY TOTAL:	732	371	0	1,103
FAYETTE				
PROBATION	108	38	0	146
COUNTY TOTAL:	108	38	0	146
FLOYD				
PROBATION	83	31	0	114
COUNTY TOTAL:	83	31	0	114
FOUNTAIN				
PROBATION	35	12	68	115
COUNTY TOTAL:	35	12	68	115
FRANKLIN				
PROBATION	63	103	0	166
COUNTY TOTAL:	63	103	0	166
FULTON				
PROBATION	61	7	0	68
COUNTY TOTAL:	61	7	0	68
GIBSON				
PROBATION	77	25	0	102
COUNTY TOTAL:	77	25	0	102
GRANT				
PROBATION	494	158	0	652
COUNTY TOTAL:	494	158	0	652
GREENE				
PROBATION	45	16	0	61
COUNTY TOTAL:	45	16	0	61

JUVENILE PROBATION
REFERRALS DISPOSED

	NON-STATUS DELINQ	STATUS DELINQ	OTHER	TOTAL
HAMILTON				
PROBATION	642	375	34	1,051
COUNTY TOTAL:	642	375	34	1,051
HANCOCK				
PROBATION	86	37	0	123
COUNTY TOTAL:	86	37	0	123
HARRISON				
JUVENILE PROBATION	55	80	7	142
COUNTY TOTAL:	55	80	7	142
HENDRICKS				
PROBATION	349	53	0	402
COUNTY TOTAL:	349	53	0	402
HENRY				
PROBATION	56	23	0	79
COUNTY TOTAL:	56	23	0	79
HOWARD				
PROBATION	415	206	0	621
COUNTY TOTAL:	415	206	0	621
HUNTINGTON				
PROBATION	9	0	0	9
COUNTY TOTAL:	9	0	0	9
JACKSON				
PROBATION	148	61	0	209
COUNTY TOTAL:	148	61	0	209
JASPER				
PROBATION	144	17	0	161
COUNTY TOTAL:	144	17	0	161
JAY				
PROBATION	88	18	0	106
COUNTY TOTAL:	88	18	0	106
JEFFERSON				
PROBATION	98	23	0	121
COUNTY TOTAL:	98	23	0	121
JENNINGS				
PROBATION	75	12	0	87
COUNTY TOTAL:	75	12	0	87
JOHNSON				
PROBATION	707	398	0	1,105
COUNTY TOTAL:	707	398	0	1,105
KNOX				
PROBATION	75	55	8	138
COUNTY TOTAL:	75	55	8	138

JUVENILE PROBATION
REFERRALS DISPOSED

	NON-STATUS DELINQ	STATUS DELINQ	OTHER	TOTAL
KOSCIUSKO				
PROBATION	245	61	0	306
COUNTY TOTAL:	245	61	0	306
LAGRANGE				
PROBATION	63	152	0	215
COUNTY TOTAL:	63	152	0	215
LAKE				
JUVENILE PROBATION	1,511	544	0	2,055
COUNTY TOTAL:	1,511	544	0	2,055
LAPORTE				
JUVENILE PROBATION	403	223	0	626
COUNTY TOTAL:	403	223	0	626
LAWRENCE				
PROBATION	90	55	0	145
COUNTY TOTAL:	90	55	0	145
MADISON				
JUVENILE PROBATION	593	287	0	880
COUNTY TOTAL:	593	287	0	880
MARION				
PROBATION	4,709	799	0	5,508
COUNTY TOTAL:	4,709	799	0	5,508
MARSHALL				
PROBATION	224	79	0	303
COUNTY TOTAL:	224	79	0	303
MARTIN				
PROBATION	19	18	0	37
COUNTY TOTAL:	19	18	0	37
MIAMI				
PROBATION	96	52	0	148
COUNTY TOTAL:	96	52	0	148
MONROE				
PROBATION	370	207	3	580
COUNTY TOTAL:	370	207	3	580
MONTGOMERY				
PROBATION	216	87	27	330
COUNTY TOTAL:	216	87	27	330
MORGAN				
PROBATION	126	87	0	213
COUNTY TOTAL:	126	87	0	213
NEWTON				
PROBATION	107	36	0	143
COUNTY TOTAL:	107	36	0	143

JUVENILE PROBATION
REFERRALS DISPOSED

	NON-STATUS DELINQ	STATUS DELINQ	OTHER	TOTAL
NOBLE				
PROBATION	172	58	0	230
COUNTY TOTAL:	172	58	0	230
OHIO				
PROBATION	4	1	0	5
COUNTY TOTAL:	4	1	0	5
ORANGE				
PROBATION	34	0	0	34
COUNTY TOTAL:	34	0	0	34
OWEN				
PROBATION	49	29	0	78
COUNTY TOTAL:	49	29	0	78
PARKE				
PROBATION	31	1	0	32
COUNTY TOTAL:	31	1	0	32
PERRY				
PROBATION	29	0	0	29
COUNTY TOTAL:	29	0	0	29
PIKE				
PROBATION	29	8	0	37
COUNTY TOTAL:	29	8	0	37
PORTER				
JUVENILE PROBATION	619	361	0	980
COUNTY TOTAL:	619	361	0	980
POSEY				
PROBATION	49	26	0	75
COUNTY TOTAL:	49	26	0	75
PULASKI				
PROBATION	21	11	0	32
COUNTY TOTAL:	21	11	0	32
PUTNAM				
JUVENILE PROBATION	25	9	0	34
COUNTY TOTAL:	25	9	0	34
RANDOLPH				
PROBATION	44	9	0	53
COUNTY TOTAL:	44	9	0	53
RIPLEY				
PROBATION	54	64	0	118
COUNTY TOTAL:	54	64	0	118
RUSH				
PROBATION	66	16	0	82
COUNTY TOTAL:	66	16	0	82

JUVENILE PROBATION
REFERRALS DISPOSED

	NON-STATUS DELINQ	STATUS DELINQ	OTHER	TOTAL
ST. JOSEPH				
JUVENILE PROBATION	1,407	809	0	2,216
COUNTY TOTAL:	1,407	809	0	2,216
SCOTT				
PROBATION	55	27	0	82
COUNTY TOTAL:	55	27	0	82
SHELBY				
PROBATION	183	71	0	254
COUNTY TOTAL:	183	71	0	254
SPENCER				
PROBATION	45	16	0	61
COUNTY TOTAL:	45	16	0	61
STARKE				
PROBATION	43	59	0	102
COUNTY TOTAL:	43	59	0	102
STEUBEN				
PROBATION	173	52	0	225
COUNTY TOTAL:	173	52	0	225
SULLIVAN				
PROBATION	34	11	0	45
COUNTY TOTAL:	34	11	0	45
SWITZERLAND				
PROBATION	10	0	0	10
COUNTY TOTAL:	10	0	0	10
TIPPECANOE				
PROBATION	444	268	0	712
COUNTY TOTAL:	444	268	0	712
TIPTON				
PROBATION	43	26	0	69
COUNTY TOTAL:	43	26	0	69
UNION				
PROBATION	13	9	0	22
COUNTY TOTAL:	13	9	0	22
VANDERBURGH				
PROBATION	675	229	73	977
COUNTY TOTAL:	675	229	73	977
VERMILLION				
PROBATION	11	2	0	13
COUNTY TOTAL:	11	2	0	13
VIGO				
JUVENILE PROBATION	291	118	0	409
COUNTY TOTAL:	291	118	0	409

JUVENILE PROBATION
REFERRALS DISPOSED

	NON-STATUS DELINQ	STATUS DELINQ	OTHER	TOTAL
WABASH				
PROBATION	144	93	0	237
COUNTY TOTAL:	144	93	0	237
WARREN				
PROBATION	17	6	0	23
COUNTY TOTAL:	17	6	0	23
WARRICK				
PROBATION	143	66	0	209
COUNTY TOTAL:	143	66	0	209
WASHINGTON				
PROBATION	55	53	0	108
COUNTY TOTAL:	55	53	0	108
WAYNE				
PROBATION	402	154	0	556
COUNTY TOTAL:	402	154	0	556
WELLS				
PROBATION	66	47	0	113
COUNTY TOTAL:	66	47	0	113
WHITE				
PROBATION	84	33	83	200
COUNTY TOTAL:	84	33	83	200
WHITLEY				
PROBATION	84	40	0	124
COUNTY TOTAL:	84	40	0	124
STATE TOTALS				
GRAND TOTAL CIRCUIT, SUPERIOR & PROBATE:	23,123	9,654	304	33,081
GRAND TOTAL:	23,123	9,654	304	33,081

JUVENILE PROBATION
REFERRALS - METHODS OF DISPOSITION

	PRELIMINARY INQUIRY WITH RECOMMENDATION						TOTAL
	FILE PETITION	DISMISS	ANOTHER AGENCY	INFORMAL ADJUSTMENT	WAIVER	OTHER	
ADAMS							
PROBATION	75	2	2	11	0	0	90
COUNTY TOTAL:	75	2	2	11	0	0	90
ALLEN							
JUVENILE PROBATION	694	155	968	732	0	17	2,566
COUNTY TOTAL:	694	155	968	732	0	17	2,566
BARTHOLOMEW							
PROBATION	132	323	28	30	0	0	513
COUNTY TOTAL:	132	323	28	30	0	0	513
BENTON							
PROBATION	28	0	0	6	0	0	34
COUNTY TOTAL:	28	0	0	6	0	0	34
BLACKFORD							
PROBATION	7	51	3	15	0	0	76
COUNTY TOTAL:	7	51	3	15	0	0	76
BOONE							
PROBATION	33	6	0	19	0	0	58
COUNTY TOTAL:	33	6	0	19	0	0	58
BROWN							
PROBATION	10	42	2	14	0	0	68
COUNTY TOTAL:	10	42	2	14	0	0	68
CARROLL							
PROBATION	25	12	0	22	0	0	59
COUNTY TOTAL:	25	12	0	22	0	0	59
CASS							
JUVENILE PROBATION	110	23	0	78	0	33	244
COUNTY TOTAL:	110	23	0	78	0	33	244
CLARK							
PROBATION	402	87	27	33	1	334	884
COUNTY TOTAL:	402	87	27	33	1	334	884
CLAY							
PROBATION	42	6	0	14	1	0	63
COUNTY TOTAL:	42	6	0	14	1	0	63
CLINTON							
PROBATION	50	27	7	40	1	15	140
COUNTY TOTAL:	50	27	7	40	1	15	140
CRAWFORD							
PROBATION	19	0	0	20	0	0	39
COUNTY TOTAL:	19	0	0	20	0	0	39
DAVISS							
PROBATION	46	7	3	23	0	27	106
COUNTY TOTAL:	46	7	3	23	0	27	106

JUVENILE PROBATION
REFERRALS - METHODS OF DISPOSITION

	PRELIMINARY INQUIRY WITH RECOMMENDATION						TOTAL
	FILE PETITION	DISMISS	ANOTHER AGENCY	INFORMAL ADJUSTMENT	WAIVER	OTHER	
DEARBORN							
PROBATION	44	6	0	26	0	4	80
COUNTY TOTAL:	44	6	0	26	0	4	80
DECATUR							
JUVENILE PROBATION	139	19	11	27	10	0	206
COUNTY TOTAL:	139	19	11	27	10	0	206
DEKALB							
PROBATION	28	4	21	47	0	103	203
COUNTY TOTAL:	28	4	21	47	0	103	203
DELAWARE							
JUVENILE PROBATION	221	13	175	69	0	95	573
COUNTY TOTAL:	221	13	175	69	0	95	573
DUBOIS							
PROBATION	79	5	8	25	1	5	123
COUNTY TOTAL:	79	5	8	25	1	5	123
ELKHART							
JUVENILE PROBATION	548	182	18	355	0	0	1,103
COUNTY TOTAL:	548	182	18	355	0	0	1,103
FAYETTE							
PROBATION	31	22	14	27	0	52	146
COUNTY TOTAL:	31	22	14	27	0	52	146
FLOYD							
PROBATION	14	0	19	48	0	33	114
COUNTY TOTAL:	14	0	19	48	0	33	114
FOUNTAIN							
PROBATION	22	11	4	10	0	68	115
COUNTY TOTAL:	22	11	4	10	0	68	115
FRANKLIN							
PROBATION	7	12	55	86	1	5	166
COUNTY TOTAL:	7	12	55	86	1	5	166
FULTON							
PROBATION	21	12	6	28	1	0	68
COUNTY TOTAL:	21	12	6	28	1	0	68
GIBSON							
PROBATION	52	12	0	33	4	1	102
COUNTY TOTAL:	52	12	0	33	4	1	102
GRANT							
PROBATION	402	35	17	20	0	178	652
COUNTY TOTAL:	402	35	17	20	0	178	652
GREENE							
PROBATION	27	7	3	24	0	0	61
COUNTY TOTAL:	27	7	3	24	0	0	61

JUVENILE PROBATION
REFERRALS - METHODS OF DISPOSITION

	PRELIMINARY INQUIRY WITH RECOMMENDATION						TOTAL
	FILE PETITION	DISMISS	ANOTHER AGENCY	INFORMAL ADJUSTMENT	WAIVER	OTHER	
HAMILTON							
PROBATION	342	303	47	278	3	78	1,051
COUNTY TOTAL:	342	303	47	278	3	78	1,051
HANCOCK							
PROBATION	36	47	4	29	0	7	123
COUNTY TOTAL:	36	47	4	29	0	7	123
HARRISON							
JUVENILE PROBATION	64	1	0	76	0	1	142
COUNTY TOTAL:	64	1	0	76	0	1	142
HENDRICKS							
PROBATION	334	6	1	60	1	0	402
COUNTY TOTAL:	334	6	1	60	1	0	402
HENRY							
PROBATION	36	20	16	6	0	1	79
COUNTY TOTAL:	36	20	16	6	0	1	79
HOWARD							
PROBATION	127	359	20	103	0	12	621
COUNTY TOTAL:	127	359	20	103	0	12	621
HUNTINGTON							
PROBATION	5	0	4	0	0	0	9
COUNTY TOTAL:	5	0	4	0	0	0	9
JACKSON							
PROBATION	75	5	27	23	0	79	209
COUNTY TOTAL:	75	5	27	23	0	79	209
JASPER							
PROBATION	41	27	27	32	0	34	161
COUNTY TOTAL:	41	27	27	32	0	34	161
JAY							
PROBATION	27	1	0	3	1	74	106
COUNTY TOTAL:	27	1	0	3	1	74	106
JEFFERSON							
PROBATION	53	31	5	31	1	0	121
COUNTY TOTAL:	53	31	5	31	1	0	121
JENNINGS							
PROBATION	11	6	8	59	3	0	87
COUNTY TOTAL:	11	6	8	59	3	0	87
JOHNSON							
PROBATION	401	106	54	307	1	236	1,105
COUNTY TOTAL:	401	106	54	307	1	236	1,105
KNOX							
PROBATION	76	45	1	5	0	11	138
COUNTY TOTAL:	76	45	1	5	0	11	138

JUVENILE PROBATION
REFERRALS - METHODS OF DISPOSITION

	PRELIMINARY INQUIRY WITH RECOMMENDATION						TOTAL
	FILE PETITION	DISMISS	ANOTHER AGENCY	INFORMAL ADJUSTMENT	WAIVER	OTHER	
KOSCIUSKO							
PROBATION	68	108	36	65	1	28	306
COUNTY TOTAL:	68	108	36	65	1	28	306
LAGRANGE							
PROBATION	108	15	46	46	0	0	215
COUNTY TOTAL:	108	15	46	46	0	0	215
LAKE							
JUVENILE PROBATION	1,413	266	0	311	0	65	2,055
COUNTY TOTAL:	1,413	266	0	311	0	65	2,055
LAPORTE							
JUVENILE PROBATION	205	21	25	364	2	9	626
COUNTY TOTAL:	205	21	25	364	2	9	626
LAWRENCE							
PROBATION	83	2	2	34	0	24	145
COUNTY TOTAL:	83	2	2	34	0	24	145
MADISON							
JUVENILE PROBATION	481	57	21	197	1	123	880
COUNTY TOTAL:	481	57	21	197	1	123	880
MARION							
PROBATION	2,294	15	3	925	0	2,271	5,508
COUNTY TOTAL:	2,294	15	3	925	0	2,271	5,508
MARSHALL							
PROBATION	100	109	60	30	4	0	303
COUNTY TOTAL:	100	109	60	30	4	0	303
MARTIN							
PROBATION	10	6	5	16	0	0	37
COUNTY TOTAL:	10	6	5	16	0	0	37
MIAMI							
PROBATION	57	1	8	14	0	68	148
COUNTY TOTAL:	57	1	8	14	0	68	148
MONROE							
PROBATION	116	58	77	67	1	261	580
COUNTY TOTAL:	116	58	77	67	1	261	580
MONTGOMERY							
PROBATION	53	26	101	10	3	137	330
COUNTY TOTAL:	53	26	101	10	3	137	330
MORGAN							
PROBATION	108	4	11	33	0	57	213
COUNTY TOTAL:	108	4	11	33	0	57	213
NEWTON							
PROBATION	29	90	4	19	1	0	143
COUNTY TOTAL:	29	90	4	19	1	0	143

JUVENILE PROBATION
REFERRALS - METHODS OF DISPOSITION

	PRELIMINARY INQUIRY WITH RECOMMENDATION						TOTAL
	FILE PETITION	DISMISS	ANOTHER AGENCY	INFORMAL ADJUSTMENT	WAIVER	OTHER	
NOBLE							
PROBATION	105	9	39	6	1	70	230
COUNTY TOTAL:	105	9	39	6	1	70	230
OHIO							
PROBATION	4	0	0	0	0	1	5
COUNTY TOTAL:	4	0	0	0	0	1	5
ORANGE							
PROBATION	8	5	0	19	1	1	34
COUNTY TOTAL:	8	5	0	19	1	1	34
OWEN							
PROBATION	46	0	0	32	0	0	78
COUNTY TOTAL:	46	0	0	32	0	0	78
PARKE							
PROBATION	32	0	0	0	0	0	32
COUNTY TOTAL:	32	0	0	0	0	0	32
PERRY							
PROBATION	7	14	0	8	0	0	29
COUNTY TOTAL:	7	14	0	8	0	0	29
PIKE							
PROBATION	20	11	0	6	0	0	37
COUNTY TOTAL:	20	11	0	6	0	0	37
PORTER							
JUVENILE PROBATION	322	10	0	177	0	471	980
COUNTY TOTAL:	322	10	0	177	0	471	980
POSEY							
PROBATION	29	18	0	28	0	0	75
COUNTY TOTAL:	29	18	0	28	0	0	75
PULASKI							
PROBATION	17	8	1	6	0	0	32
COUNTY TOTAL:	17	8	1	6	0	0	32
PUTNAM							
JUVENILE PROBATION	30	0	1	3	0	0	34
COUNTY TOTAL:	30	0	1	3	0	0	34
RANDOLPH							
PROBATION	25	8	1	11	1	7	53
COUNTY TOTAL:	25	8	1	11	1	7	53
RIPLEY							
PROBATION	25	62	3	26	0	2	118
COUNTY TOTAL:	25	62	3	26	0	2	118
RUSH							
PROBATION	31	9	6	20	1	15	82
COUNTY TOTAL:	31	9	6	20	1	15	82

JUVENILE PROBATION
REFERRALS - METHODS OF DISPOSITION

	PRELIMINARY INQUIRY WITH RECOMMENDATION						TOTAL
	FILE PETITION	DISMISS	ANOTHER AGENCY	INFORMAL ADJUSTMENT	WAIVER	OTHER	
ST. JOSEPH							
JUVENILE PROBATION	553	957	179	32	0	495	2,216
COUNTY TOTAL:	553	957	179	32	0	495	2,216
SCOTT							
PROBATION	29	14	3	36	0	0	82
COUNTY TOTAL:	29	14	3	36	0	0	82
SHELBY							
PROBATION	189	8	7	44	2	4	254
COUNTY TOTAL:	189	8	7	44	2	4	254
SPENCER							
PROBATION	17	6	0	38	0	0	61
COUNTY TOTAL:	17	6	0	38	0	0	61
STARKE							
PROBATION	21	6	3	16	0	56	102
COUNTY TOTAL:	21	6	3	16	0	56	102
STEUBEN							
PROBATION	96	38	28	62	0	1	225
COUNTY TOTAL:	96	38	28	62	0	1	225
SULLIVAN							
PROBATION	38	3	1	3	0	0	45
COUNTY TOTAL:	38	3	1	3	0	0	45
SWITZERLAND							
PROBATION	3	0	0	7	0	0	10
COUNTY TOTAL:	3	0	0	7	0	0	10
TIPPECANOE							
PROBATION	22	5	61	0	0	624	712
COUNTY TOTAL:	22	5	61	0	0	624	712
TIPTON							
PROBATION	5	16	13	12	2	21	69
COUNTY TOTAL:	5	16	13	12	2	21	69
UNION							
PROBATION	5	5	2	10	0	0	22
COUNTY TOTAL:	5	5	2	10	0	0	22
VANDERBURGH							
PROBATION	379	70	42	104	0	382	977
COUNTY TOTAL:	379	70	42	104	0	382	977
VERMILLION							
PROBATION	9	0	1	3	0	0	13
COUNTY TOTAL:	9	0	1	3	0	0	13
VIGO							
JUVENILE PROBATION	168	53	7	136	2	43	409
COUNTY TOTAL:	168	53	7	136	2	43	409

JUVENILE PROBATION
REFERRALS - METHODS OF DISPOSITION

	PRELIMINARY INQUIRY WITH RECOMMENDATION						TOTAL
	FILE PETITION	DISMISS	ANOTHER AGENCY	INFORMAL ADJUSTMENT	WAIVER	OTHER	
WABASH							
PROBATION	108	38	50	40	1	0	237
COUNTY TOTAL:	108	38	50	40	1	0	237
WARREN							
PROBATION	7	1	0	15	0	0	23
COUNTY TOTAL:	7	1	0	15	0	0	23
WARRICK							
PROBATION	62	0	57	84	6	0	209
COUNTY TOTAL:	62	0	57	84	6	0	209
WASHINGTON							
PROBATION	79	25	0	4	0	0	108
COUNTY TOTAL:	79	25	0	4	0	0	108
WAYNE							
PROBATION	43	0	16	85	2	410	556
COUNTY TOTAL:	43	0	16	85	2	410	556
WELLS							
PROBATION	42	20	12	18	0	21	113
COUNTY TOTAL:	42	20	12	18	0	21	113
WHITE							
PROBATION	10	41	31	9	0	109	200
COUNTY TOTAL:	10	41	31	9	0	109	200
WHITLEY							
PROBATION	53	46	6	19	0	0	124
COUNTY TOTAL:	53	46	6	19	0	0	124
STATE TOTALS							
GRAND TOTAL CIRCUIT, SUPERIOR & PROBATE:	12,700	4,322	2,574	6,144	62	7,279	33,081
GRAND TOTAL:	12,700	4,322	2,574	6,144	62	7,279	33,081

JUVENILE PROBATION
REFERRALS PENDING 12/31/2014

	NON-STATUS DELINQ	STATUS DELINQ	OTHER	TOTAL
ADAMS				
PROBATION	10	2	0	12
COUNTY TOTAL:	10	2	0	12
ALLEN				
JUVENILE PROBATION	92	412	0	504
COUNTY TOTAL:	92	412	0	504
BARTHOLOMEW				
PROBATION	66	40	0	106
COUNTY TOTAL:	66	40	0	106
BENTON				
PROBATION	43	4	0	47
COUNTY TOTAL:	43	4	0	47
BLACKFORD				
PROBATION	0	0	0	0
COUNTY TOTAL:	0	0	0	0
BOONE				
PROBATION	283	112	0	395
COUNTY TOTAL:	283	112	0	395
BROWN				
PROBATION	15	6	0	21
COUNTY TOTAL:	15	6	0	21
CARROLL				
PROBATION	0	0	0	0
COUNTY TOTAL:	0	0	0	0
CASS				
JUVENILE PROBATION	45	9	0	54
COUNTY TOTAL:	45	9	0	54
CLARK				
PROBATION	214	40	0	254
COUNTY TOTAL:	214	40	0	254
CLAY				
PROBATION	0	0	0	0
COUNTY TOTAL:	0	0	0	0
CLINTON				
PROBATION	89	19	0	108
COUNTY TOTAL:	89	19	0	108
CRAWFORD				
PROBATION	0	0	0	0
COUNTY TOTAL:	0	0	0	0
DAVISS				
PROBATION	13	9	0	22
COUNTY TOTAL:	13	9	0	22

JUVENILE PROBATION
REFERRALS PENDING 12/31/2014

	NON-STATUS DELINQ	STATUS DELINQ	OTHER	TOTAL
DEARBORN				
PROBATION	167	75	0	242
COUNTY TOTAL:	167	75	0	242
DECATUR				
JUVENILE PROBATION	7	2	0	9
COUNTY TOTAL:	7	2	0	9
DEKALB				
PROBATION	15	3	0	18
COUNTY TOTAL:	15	3	0	18
DELAWARE				
JUVENILE PROBATION	0	0	0	0
COUNTY TOTAL:	0	0	0	0
DUBOIS				
PROBATION	76	46	0	122
COUNTY TOTAL:	76	46	0	122
ELKHART				
JUVENILE PROBATION	82	0	0	82
COUNTY TOTAL:	82	0	0	82
FAYETTE				
PROBATION	8	2	0	10
COUNTY TOTAL:	8	2	0	10
FLOYD				
PROBATION	475	501	1	977
COUNTY TOTAL:	475	501	1	977
FOUNTAIN				
PROBATION	1	0	0	1
COUNTY TOTAL:	1	0	0	1
FRANKLIN				
PROBATION	0	0	0	0
COUNTY TOTAL:	0	0	0	0
FULTON				
PROBATION	0	0	0	0
COUNTY TOTAL:	0	0	0	0
GIBSON				
PROBATION	15	0	0	15
COUNTY TOTAL:	15	0	0	15
GRANT				
PROBATION	14	1	0	15
COUNTY TOTAL:	14	1	0	15
GREENE				
PROBATION	0	0	0	0
COUNTY TOTAL:	0	0	0	0

JUVENILE PROBATION
REFERRALS PENDING 12/31/2014

	NON-STATUS DELINQ	STATUS DELINQ	OTHER	TOTAL
HAMILTON				
PROBATION	51	33	0	84
COUNTY TOTAL:	51	33	0	84
HANCOCK				
PROBATION	314	206	1	521
COUNTY TOTAL:	314	206	1	521
HARRISON				
JUVENILE PROBATION	44	31	0	75
COUNTY TOTAL:	44	31	0	75
HENDRICKS				
PROBATION	38	8	0	46
COUNTY TOTAL:	38	8	0	46
HENRY				
PROBATION	155	153	0	308
COUNTY TOTAL:	155	153	0	308
HOWARD				
PROBATION	73	31	0	104
COUNTY TOTAL:	73	31	0	104
HUNTINGTON				
PROBATION	52	39	10	101
COUNTY TOTAL:	52	39	10	101
JACKSON				
PROBATION	9	2	0	11
COUNTY TOTAL:	9	2	0	11
JASPER				
PROBATION	16	12	0	28
COUNTY TOTAL:	16	12	0	28
JAY				
PROBATION	0	0	0	0
COUNTY TOTAL:	0	0	0	0
JEFFERSON				
PROBATION	182	99	0	281
COUNTY TOTAL:	182	99	0	281
JENNINGS				
PROBATION	4	4	0	8
COUNTY TOTAL:	4	4	0	8
JOHNSON				
PROBATION	49	26	0	75
COUNTY TOTAL:	49	26	0	75
KNOX				
PROBATION	3	3	0	6
COUNTY TOTAL:	3	3	0	6

JUVENILE PROBATION
REFERRALS PENDING 12/31/2014

	NON-STATUS DELINQ	STATUS DELINQ	OTHER	TOTAL
KOSCIUSKO				
PROBATION	257	72	0	329
COUNTY TOTAL:	257	72	0	329
LAGRANGE				
PROBATION	0	0	0	0
COUNTY TOTAL:	0	0	0	0
LAKE				
JUVENILE PROBATION	124	134	0	258
COUNTY TOTAL:	124	134	0	258
LAPORTE				
JUVENILE PROBATION	90	47	0	137
COUNTY TOTAL:	90	47	0	137
LAWRENCE				
PROBATION	28	28	0	56
COUNTY TOTAL:	28	28	0	56
MADISON				
JUVENILE PROBATION	59	18	0	77
COUNTY TOTAL:	59	18	0	77
MARION				
PROBATION	53	5	0	58
COUNTY TOTAL:	53	5	0	58
MARSHALL				
PROBATION	92	53	0	145
COUNTY TOTAL:	92	53	0	145
MARTIN				
PROBATION	0	0	0	0
COUNTY TOTAL:	0	0	0	0
MIAMI				
PROBATION	29	14	0	43
COUNTY TOTAL:	29	14	0	43
MONROE				
PROBATION	19	18	0	37
COUNTY TOTAL:	19	18	0	37
MONTGOMERY				
PROBATION	36	6	12	54
COUNTY TOTAL:	36	6	12	54
MORGAN				
PROBATION	23	6	0	29
COUNTY TOTAL:	23	6	0	29
NEWTON				
PROBATION	0	0	0	0
COUNTY TOTAL:	0	0	0	0

JUVENILE PROBATION
REFERRALS PENDING 12/31/2014

	NON-STATUS DELINQ	STATUS DELINQ	OTHER	TOTAL
NOBLE				
PROBATION	15	2	0	17
COUNTY TOTAL:	15	2	0	17
OHIO				
PROBATION	4	2	0	6
COUNTY TOTAL:	4	2	0	6
ORANGE				
PROBATION	2	0	0	2
COUNTY TOTAL:	2	0	0	2
OWEN				
PROBATION	0	0	0	0
COUNTY TOTAL:	0	0	0	0
PARKE				
PROBATION	26	0	0	26
COUNTY TOTAL:	26	0	0	26
PERRY				
PROBATION	61	16	3	80
COUNTY TOTAL:	61	16	3	80
PIKE				
PROBATION	17	8	0	25
COUNTY TOTAL:	17	8	0	25
PORTER				
JUVENILE PROBATION	20	19	0	39
COUNTY TOTAL:	20	19	0	39
POSEY				
PROBATION	5	3	0	8
COUNTY TOTAL:	5	3	0	8
PULASKI				
PROBATION	0	0	0	0
COUNTY TOTAL:	0	0	0	0
PUTNAM				
JUVENILE PROBATION	81	20	0	101
COUNTY TOTAL:	81	20	0	101
RANDOLPH				
PROBATION	2	0	0	2
COUNTY TOTAL:	2	0	0	2
RIPLEY				
PROBATION	15	6	0	21
COUNTY TOTAL:	15	6	0	21
RUSH				
PROBATION	5	2	0	7
COUNTY TOTAL:	5	2	0	7

JUVENILE PROBATION
REFERRALS PENDING 12/31/2014

	NON-STATUS DELINQ	STATUS DELINQ	OTHER	TOTAL
ST. JOSEPH				
JUVENILE PROBATION	0	93	0	93
COUNTY TOTAL:	0	93	0	93
SCOTT				
PROBATION	0	1	0	1
COUNTY TOTAL:	0	1	0	1
SHELBY				
PROBATION	13	66	0	79
COUNTY TOTAL:	13	66	0	79
SPENCER				
PROBATION	6	2	0	8
COUNTY TOTAL:	6	2	0	8
STARKE				
PROBATION	8	2	0	10
COUNTY TOTAL:	8	2	0	10
STEUBEN				
PROBATION	25	26	0	51
COUNTY TOTAL:	25	26	0	51
SULLIVAN				
PROBATION	0	5	0	5
COUNTY TOTAL:	0	5	0	5
SWITZERLAND				
PROBATION	0	0	0	0
COUNTY TOTAL:	0	0	0	0
TIPPECANOE				
PROBATION	738	317	0	1,055
COUNTY TOTAL:	738	317	0	1,055
TIPTON				
PROBATION	8	7	0	15
COUNTY TOTAL:	8	7	0	15
UNION				
PROBATION	0	0	0	0
COUNTY TOTAL:	0	0	0	0
VANDERBURGH				
PROBATION	101	28	0	129
COUNTY TOTAL:	101	28	0	129
VERMILLION				
PROBATION	3	0	0	3
COUNTY TOTAL:	3	0	0	3
VIGO				
JUVENILE PROBATION	224	305	0	529
COUNTY TOTAL:	224	305	0	529

JUVENILE PROBATION
REFERRALS PENDING 12/31/2014

	NON-STATUS DELINQ	STATUS DELINQ	OTHER	TOTAL
WABASH				
PROBATION	1	3	0	4
COUNTY TOTAL:	1	3	0	4
WARREN				
PROBATION	1	0	0	1
COUNTY TOTAL:	1	0	0	1
WARRICK				
PROBATION	6	11	0	17
COUNTY TOTAL:	6	11	0	17
WASHINGTON				
PROBATION	9	64	1	74
COUNTY TOTAL:	9	64	1	74
WAYNE				
PROBATION	64	29	0	93
COUNTY TOTAL:	64	29	0	93
WELLS				
PROBATION	0	0	0	0
COUNTY TOTAL:	0	0	0	0
WHITE				
PROBATION	0	0	0	0
COUNTY TOTAL:	0	0	0	0
WHITLEY				
PROBATION	41	20	0	61
COUNTY TOTAL:	41	20	0	61
STATE TOTALS				
GRAND TOTAL CIRCUIT, SUPERIOR & PROBATE:	5,031	3,388	28	8,447
GRAND TOTAL:	5,031	3,388	28	8,447

JUVENILE PROBATION
SUPERVISIONS PENDING 01/01/2014

	POST-ADJUDICATION		INFORMAL ADJUSTMENT		INTRA-STATE	INTER-STATE	OTHER	TOTAL
	NON-ST DELINQ	STATUS DELINQ	NON-ST DELINQ	STATUS DELINQ				
ADAMS								
PROBATION	36	20	3	1	1	1	0	62
COUNTY TOTAL:	36	20	3	1	1	1	0	62
ALLEN								
JUVENILE PROBATION	288	32	356	90	3	4	0	773
COUNTY TOTAL:	288	32	356	90	3	4	0	773
BARTHOLOMEW								
PROBATION	78	22	18	2	0	0	0	120
COUNTY TOTAL:	78	22	18	2	0	0	0	120
BENTON								
PROBATION	56	1	1	0	1	0	0	59
COUNTY TOTAL:	56	1	1	0	1	0	0	59
BLACKFORD								
PROBATION	3	1	4	0	1	0	0	9
COUNTY TOTAL:	3	1	4	0	1	0	0	9
BOONE								
PROBATION	97	18	14	8	2	0	0	139
COUNTY TOTAL:	97	18	14	8	2	0	0	139
BROWN								
PROBATION	16	2	5	1	0	0	0	24
COUNTY TOTAL:	16	2	5	1	0	0	0	24
CARROLL								
PROBATION	20	3	2	13	0	0	0	38
COUNTY TOTAL:	20	3	2	13	0	0	0	38
CASS								
JUVENILE PROBATION	49	8	24	4	0	0	0	85
COUNTY TOTAL:	49	8	24	4	0	0	0	85
CLARK								
PROBATION	124	6	0	0	2	0	0	132
COUNTY TOTAL:	124	6	0	0	2	0	0	132
CLAY								
PROBATION	72	11	4	5	1	0	0	93
COUNTY TOTAL:	72	11	4	5	1	0	0	93
CLINTON								
PROBATION	56	5	30	8	2	0	3	104
COUNTY TOTAL:	56	5	30	8	2	0	3	104
CRAWFORD								
PROBATION	24	0	0	8	0	0	0	32
COUNTY TOTAL:	24	0	0	8	0	0	0	32
DAVISS								
PROBATION	43	7	7	4	1	0	0	62
COUNTY TOTAL:	43	7	7	4	1	0	0	62

JUVENILE PROBATION
SUPERVISIONS PENDING 01/01/2014

	POST-ADJUDICATION		INFORMAL ADJUSTMENT		INTRA-STATE	INTER-STATE	OTHER	TOTAL
	NON-ST DELINQ	STATUS DELINQ	NON-ST DELINQ	STATUS DELINQ				
DEARBORN								
PROBATION	90	8	16	13	0	0	0	127
COUNTY TOTAL:	90	8	16	13	0	0	0	127
DECATUR								
JUVENILE PROBATION	20	12	7	11	1	0	0	51
COUNTY TOTAL:	20	12	7	11	1	0	0	51
DEKALB								
PROBATION	36	3	23	22	0	0	0	84
COUNTY TOTAL:	36	3	23	22	0	0	0	84
DELAWARE								
JUVENILE PROBATION	162	48	96	50	2	2	0	360
COUNTY TOTAL:	162	48	96	50	2	2	0	360
DUBOIS								
PROBATION	73	20	25	36	0	0	0	154
COUNTY TOTAL:	73	20	25	36	0	0	0	154
ELKHART								
JUVENILE PROBATION	276	13	66	44	2	1	0	402
COUNTY TOTAL:	276	13	66	44	2	1	0	402
FAYETTE								
PROBATION	26	4	15	2	0	0	0	47
COUNTY TOTAL:	26	4	15	2	0	0	0	47
FLOYD								
PROBATION	62	11	29	20	0	0	0	122
COUNTY TOTAL:	62	11	29	20	0	0	0	122
FOUNTAIN								
PROBATION	1	0	1	1	2	0	0	5
COUNTY TOTAL:	1	0	1	1	2	0	0	5
FRANKLIN								
PROBATION	9	0	6	16	0	0	0	31
COUNTY TOTAL:	9	0	6	16	0	0	0	31
FULTON								
PROBATION	8	3	9	2	1	0	0	23
COUNTY TOTAL:	8	3	9	2	1	0	0	23
GIBSON								
PROBATION	12	0	11	3	2	1	0	29
COUNTY TOTAL:	12	0	11	3	2	1	0	29
GRANT								
PROBATION	113	24	2	6	0	0	0	145
COUNTY TOTAL:	113	24	2	6	0	0	0	145
GREENE								
PROBATION	23	5	5	6	0	0	0	39
COUNTY TOTAL:	23	5	5	6	0	0	0	39

JUVENILE PROBATION
SUPERVISIONS PENDING 01/01/2014

	POST-ADJUDICATION		INFORMAL ADJUSTMENT		INTRA-STATE	INTER-STATE	OTHER	TOTAL
	NON-ST DELINQ	STATUS DELINQ	NON-ST DELINQ	STATUS DELINQ				
HAMILTON								
PROBATION	104	20	125	54	0	0	43	346
COUNTY TOTAL:	104	20	125	54	0	0	43	346
HANCOCK								
PROBATION	22	6	29	12	8	7	132	216
COUNTY TOTAL:	22	6	29	12	8	7	132	216
HARRISON								
JUVENILE PROBATION	33	6	20	16	0	0	0	75
COUNTY TOTAL:	33	6	20	16	0	0	0	75
HENDRICKS								
PROBATION	113	8	54	13	0	0	2	190
COUNTY TOTAL:	113	8	54	13	0	0	2	190
HENRY								
PROBATION	67	4	8	19	3	0	0	101
COUNTY TOTAL:	67	4	8	19	3	0	0	101
HOWARD								
PROBATION	66	14	8	5	0	0	0	93
COUNTY TOTAL:	66	14	8	5	0	0	0	93
HUNTINGTON								
PROBATION	28	17	29	1	3	0	0	78
COUNTY TOTAL:	28	17	29	1	3	0	0	78
JACKSON								
PROBATION	33	35	5	1	0	2	0	76
COUNTY TOTAL:	33	35	5	1	0	2	0	76
JASPER								
PROBATION	5	2	7	3	0	1	0	18
COUNTY TOTAL:	5	2	7	3	0	1	0	18
JAY								
PROBATION	26	2	3	1	1	0	0	33
COUNTY TOTAL:	26	2	3	1	1	0	0	33
JEFFERSON								
PROBATION	44	28	6	15	0	0	0	93
COUNTY TOTAL:	44	28	6	15	0	0	0	93
JENNINGS								
PROBATION	11	1	92	14	3	0	0	121
COUNTY TOTAL:	11	1	92	14	3	0	0	121
JOHNSON								
PROBATION	91	27	80	44	0	0	0	242
COUNTY TOTAL:	91	27	80	44	0	0	0	242
KNOX								
PROBATION	23	23	10	16	0	3	0	75
COUNTY TOTAL:	23	23	10	16	0	3	0	75

JUVENILE PROBATION
SUPERVISIONS PENDING 01/01/2014

	POST-ADJUDICATION		INFORMAL ADJUSTMENT		INTRA-STATE	INTER-STATE	OTHER	TOTAL
	NON-ST DELINQ	STATUS DELINQ	NON-ST DELINQ	STATUS DELINQ				
KOSCIUSKO								
PROBATION	209	21	47	3	4	0	0	284
COUNTY TOTAL:	209	21	47	3	4	0	0	284
LAGRANGE								
PROBATION	25	39	2	5	0	0	0	71
COUNTY TOTAL:	25	39	2	5	0	0	0	71
LAKE								
JUVENILE PROBATION	523	88	61	44	8	24	0	748
COUNTY TOTAL:	523	88	61	44	8	24	0	748
LAPORTE								
JUVENILE PROBATION	81	30	4	4	2	1	0	122
COUNTY TOTAL:	81	30	4	4	2	1	0	122
LAWRENCE								
PROBATION	46	12	19	8	0	0	0	85
COUNTY TOTAL:	46	12	19	8	0	0	0	85
MADISON								
JUVENILE PROBATION	345	44	56	28	0	1	0	474
COUNTY TOTAL:	345	44	56	28	0	1	0	474
MARION								
PROBATION	1,100	2	350	35	55	11	0	1,553
COUNTY TOTAL:	1,100	2	350	35	55	11	0	1,553
MARSHALL								
PROBATION	55	13	13	5	2	0	0	88
COUNTY TOTAL:	55	13	13	5	2	0	0	88
MARTIN								
PROBATION	2	0	7	3	0	0	0	12
COUNTY TOTAL:	2	0	7	3	0	0	0	12
MIAMI								
PROBATION	29	15	6	2	4	1	0	57
COUNTY TOTAL:	29	15	6	2	4	1	0	57
MONROE								
PROBATION	57	7	16	10	3	0	2	95
COUNTY TOTAL:	57	7	16	10	3	0	2	95
MONTGOMERY								
PROBATION	40	3	5	0	1	1	0	50
COUNTY TOTAL:	40	3	5	0	1	1	0	50
MORGAN								
PROBATION	59	4	8	4	4	0	1	80
COUNTY TOTAL:	59	4	8	4	4	0	1	80
NEWTON								
PROBATION	32	1	30	24	0	0	0	87
COUNTY TOTAL:	32	1	30	24	0	0	0	87

JUVENILE PROBATION
SUPERVISIONS PENDING 01/01/2014

	POST-ADJUDICATION		INFORMAL ADJUSTMENT		INTRA-STATE	INTER-STATE	OTHER	TOTAL
	NON-ST DELINQ	STATUS DELINQ	NON-ST DELINQ	STATUS DELINQ				
NOBLE								
PROBATION	47	6	0	0	0	0	0	53
COUNTY TOTAL:	47	6	0	0	0	0	0	53
OHIO								
PROBATION	13	0	2	0	0	1	0	16
COUNTY TOTAL:	13	0	2	0	0	1	0	16
ORANGE								
PROBATION	58	0	101	0	0	0	0	159
COUNTY TOTAL:	58	0	101	0	0	0	0	159
OWEN								
PROBATION	26	5	2	9	0	0	0	42
COUNTY TOTAL:	26	5	2	9	0	0	0	42
PARKE								
PROBATION	17	1	3	0	1	0	1	23
COUNTY TOTAL:	17	1	3	0	1	0	1	23
PERRY								
PROBATION	26	3	28	5	1	0	0	63
COUNTY TOTAL:	26	3	28	5	1	0	0	63
PIKE								
PROBATION	7	4	0	4	0	1	0	16
COUNTY TOTAL:	7	4	0	4	0	1	0	16
PORTER								
JUVENILE PROBATION	751	58	179	98	0	10	0	1,096
COUNTY TOTAL:	751	58	179	98	0	10	0	1,096
POSEY								
PROBATION	25	1	18	2	0	0	0	46
COUNTY TOTAL:	25	1	18	2	0	0	0	46
PULASKI								
PROBATION	7	6	0	1	1	0	0	15
COUNTY TOTAL:	7	6	0	1	1	0	0	15
PUTNAM								
JUVENILE PROBATION	215	52	38	8	2	1	0	316
COUNTY TOTAL:	215	52	38	8	2	1	0	316
RANDOLPH								
PROBATION	19	3	4	1	0	0	0	27
COUNTY TOTAL:	19	3	4	1	0	0	0	27
RIPLEY								
PROBATION	27	3	5	11	0	0	0	46
COUNTY TOTAL:	27	3	5	11	0	0	0	46
RUSH								
PROBATION	18	4	16	2	0	1	1	42
COUNTY TOTAL:	18	4	16	2	0	1	1	42

JUVENILE PROBATION
SUPERVISIONS PENDING 01/01/2014

	POST-ADJUDICATION		INFORMAL ADJUSTMENT		INTRA-STATE	INTER-STATE	OTHER	TOTAL
	NON-ST DELINQ	STATUS DELINQ	NON-ST DELINQ	STATUS DELINQ				
ST. JOSEPH								
JUVENILE PROBATION	1,597	383	0	0	2	0	0	1,982
COUNTY TOTAL:	1,597	383	0	0	2	0	0	1,982
SCOTT								
PROBATION	40	7	22	12	0	0	0	81
COUNTY TOTAL:	40	7	22	12	0	0	0	81
SHELBY								
PROBATION	75	3	14	9	0	0	0	101
COUNTY TOTAL:	75	3	14	9	0	0	0	101
SPENCER								
PROBATION	5	2	32	11	2	0	0	52
COUNTY TOTAL:	5	2	32	11	2	0	0	52
STARKE								
PROBATION	23	3	7	4	0	2	0	39
COUNTY TOTAL:	23	3	7	4	0	2	0	39
STEUBEN								
PROBATION	30	17	35	5	0	0	0	87
COUNTY TOTAL:	30	17	35	5	0	0	0	87
SULLIVAN								
PROBATION	38	10	12	7	1	1	0	69
COUNTY TOTAL:	38	10	12	7	1	1	0	69
SWITZERLAND								
PROBATION	3	0	2	0	1	0	0	6
COUNTY TOTAL:	3	0	2	0	1	0	0	6
TIPPECANOE								
PROBATION	104	33	1	0	1	0	0	139
COUNTY TOTAL:	104	33	1	0	1	0	0	139
TIPTON								
PROBATION	15	2	8	2	0	0	1	28
COUNTY TOTAL:	15	2	8	2	0	0	1	28
UNION								
PROBATION	5	1	3	0	0	0	0	9
COUNTY TOTAL:	5	1	3	0	0	0	0	9
VANDERBURGH								
PROBATION	160	30	11	18	1	1	0	221
COUNTY TOTAL:	160	30	11	18	1	1	0	221
VERMILLION								
PROBATION	19	1	1	0	0	1	0	22
COUNTY TOTAL:	19	1	1	0	0	1	0	22
VIGO								
JUVENILE PROBATION	94	22	63	26	0	0	120	325
COUNTY TOTAL:	94	22	63	26	0	0	120	325

JUVENILE PROBATION
SUPERVISIONS PENDING 01/01/2014

	POST-ADJUDICATION		INFORMAL ADJUSTMENT		INTRA-STATE	INTER-STATE	OTHER	TOTAL
	NON-ST DELINQ	STATUS DELINQ	NON-ST DELINQ	STATUS DELINQ				
WABASH								
PROBATION	32	12	11	15	0	0	0	70
COUNTY TOTAL:	32	12	11	15	0	0	0	70
WARREN								
PROBATION	4	2	0	7	0	0	0	13
COUNTY TOTAL:	4	2	0	7	0	0	0	13
WARRICK								
PROBATION	38	14	39	22	0	0	0	113
COUNTY TOTAL:	38	14	39	22	0	0	0	113
WASHINGTON								
PROBATION	24	1	8	11	3	0	0	47
COUNTY TOTAL:	24	1	8	11	3	0	0	47
WAYNE								
PROBATION	10	0	29	7	1	0	0	47
COUNTY TOTAL:	10	0	29	7	1	0	0	47
WELLS								
PROBATION	35	4	1	1	1	0	0	42
COUNTY TOTAL:	35	4	1	1	1	0	0	42
WHITE								
PROBATION	20	0	7	1	1	0	14	43
COUNTY TOTAL:	20	0	7	1	1	0	14	43
WHITLEY								
PROBATION	34	4	13	9	4	0	0	64
COUNTY TOTAL:	34	4	13	9	4	0	0	64
STATE TOTALS								
GRAND TOTAL CIRCUIT, SUPERIOR & PROBATE:	8,803	1,456	2,594	1,073	148	80	320	14,474
GRAND TOTAL:	8,803	1,456	2,594	1,073	148	80	320	14,474

JUVENILE PROBATION
SUPERVISIONS RECEIVED

	POST-ADJUDICATION		INFORMAL ADJUSTMENT		INTRA-STATE	INTER-STATE	OTHER	TOTAL
	NON-ST DELINQ	STATUS DELINQ	NON-ST DELINQ	STATUS DELINQ				
ADAMS								
PROBATION	46	4	3	1	0	0	0	54
COUNTY TOTAL:	46	4	3	1	0	0	0	54
ALLEN								
JUVENILE PROBATION	202	17	663	164	1	0	0	1,047
COUNTY TOTAL:	202	17	663	164	1	0	0	1,047
BARTHOLOMEW								
PROBATION	101	36	24	10	0	0	0	171
COUNTY TOTAL:	101	36	24	10	0	0	0	171
BENTON								
PROBATION	30	0	5	0	0	1	0	36
COUNTY TOTAL:	30	0	5	0	0	1	0	36
BLACKFORD								
PROBATION	2	0	10	5	1	0	0	18
COUNTY TOTAL:	2	0	10	5	1	0	0	18
BOONE								
PROBATION	66	22	4	22	16	1	0	131
COUNTY TOTAL:	66	22	4	22	16	1	0	131
BROWN								
PROBATION	17	2	9	7	0	0	0	35
COUNTY TOTAL:	17	2	9	7	0	0	0	35
CARROLL								
PROBATION	13	1	13	15	0	0	0	42
COUNTY TOTAL:	13	1	13	15	0	0	0	42
CASS								
JUVENILE PROBATION	54	13	43	21	1	2	0	134
COUNTY TOTAL:	54	13	43	21	1	2	0	134
CLARK								
PROBATION	146	24	0	1	2	1	0	174
COUNTY TOTAL:	146	24	0	1	2	1	0	174
CLAY								
PROBATION	17	4	10	3	1	0	0	35
COUNTY TOTAL:	17	4	10	3	1	0	0	35
CLINTON								
PROBATION	25	0	35	11	0	0	0	71
COUNTY TOTAL:	25	0	35	11	0	0	0	71
CRAWFORD								
PROBATION	3	0	8	12	0	0	0	23
COUNTY TOTAL:	3	0	8	12	0	0	0	23
DAVISS								
PROBATION	25	15	11	29	0	0	0	80
COUNTY TOTAL:	25	15	11	29	0	0	0	80

JUVENILE PROBATION
SUPERVISIONS RECEIVED

	POST-ADJUDICATION		INFORMAL ADJUSTMENT		INTRA-STATE	INTER-STATE	OTHER	TOTAL
	NON-ST DELINQ	STATUS DELINQ	NON-ST DELINQ	STATUS DELINQ				
DEARBORN								
PROBATION	182	21	26	19	0	0	0	248
COUNTY TOTAL:	182	21	26	19	0	0	0	248
DECATUR								
JUVENILE PROBATION	42	10	21	16	0	0	0	89
COUNTY TOTAL:	42	10	21	16	0	0	0	89
DEKALB								
PROBATION	15	5	36	18	2	0	0	76
COUNTY TOTAL:	15	5	36	18	2	0	0	76
DELAWARE								
JUVENILE PROBATION	69	6	61	24	0	0	0	160
COUNTY TOTAL:	69	6	61	24	0	0	0	160
DUBOIS								
PROBATION	37	9	11	14	0	0	0	71
COUNTY TOTAL:	37	9	11	14	0	0	0	71
ELKHART								
JUVENILE PROBATION	337	73	198	195	0	1	0	804
COUNTY TOTAL:	337	73	198	195	0	1	0	804
FAYETTE								
PROBATION	28	1	23	5	0	0	0	57
COUNTY TOTAL:	28	1	23	5	0	0	0	57
FLOYD								
PROBATION	32	5	95	78	0	1	0	211
COUNTY TOTAL:	32	5	95	78	0	1	0	211
FOUNTAIN								
PROBATION	1	0	2	5	0	1	43	52
COUNTY TOTAL:	1	0	2	5	0	1	43	52
FRANKLIN								
PROBATION	4	0	26	82	1	1	0	114
COUNTY TOTAL:	4	0	26	82	1	1	0	114
FULTON								
PROBATION	13	2	23	3	2	0	0	43
COUNTY TOTAL:	13	2	23	3	2	0	0	43
GIBSON								
PROBATION	18	0	21	17	0	1	0	57
COUNTY TOTAL:	18	0	21	17	0	1	0	57
GRANT								
PROBATION	107	38	25	9	2	1	0	182
COUNTY TOTAL:	107	38	25	9	2	1	0	182
GREENE								
PROBATION	25	4	11	9	0	0	0	49
COUNTY TOTAL:	25	4	11	9	0	0	0	49

JUVENILE PROBATION
SUPERVISIONS RECEIVED

	POST-ADJUDICATION		INFORMAL ADJUSTMENT		INTRA-STATE	INTER-STATE	OTHER	TOTAL
	NON-ST DELINQ	STATUS DELINQ	NON-ST DELINQ	STATUS DELINQ				
HAMILTON								
PROBATION	129	18	200	83	4	5	27	466
COUNTY TOTAL:	129	18	200	83	4	5	27	466
HANCOCK								
PROBATION	12	14	11	20	8	0	0	65
COUNTY TOTAL:	12	14	11	20	8	0	0	65
HARRISON								
JUVENILE PROBATION	17	10	38	39	0	0	0	104
COUNTY TOTAL:	17	10	38	39	0	0	0	104
HENDRICKS								
PROBATION	261	32	45	13	5	1	0	357
COUNTY TOTAL:	261	32	45	13	5	1	0	357
HENRY								
PROBATION	28	6	9	4	0	0	0	47
COUNTY TOTAL:	28	6	9	4	0	0	0	47
HOWARD								
PROBATION	60	22	23	16	0	0	0	121
COUNTY TOTAL:	60	22	23	16	0	0	0	121
HUNTINGTON								
PROBATION	17	4	0	1	0	0	0	22
COUNTY TOTAL:	17	4	0	1	0	0	0	22
JACKSON								
PROBATION	19	11	24	3	2	0	0	59
COUNTY TOTAL:	19	11	24	3	2	0	0	59
JASPER								
PROBATION	11	0	24	9	3	1	0	48
COUNTY TOTAL:	11	0	24	9	3	1	0	48
JAY								
PROBATION	19	0	2	0	0	0	0	21
COUNTY TOTAL:	19	0	2	0	0	0	0	21
JEFFERSON								
PROBATION	23	20	10	25	1	0	0	79
COUNTY TOTAL:	23	20	10	25	1	0	0	79
JENNINGS								
PROBATION	6	0	59	9	2	0	0	76
COUNTY TOTAL:	6	0	59	9	2	0	0	76
JOHNSON								
PROBATION	89	29	203	69	8	0	0	398
COUNTY TOTAL:	89	29	203	69	8	0	0	398
KNOX								
PROBATION	49	21	12	12	1	0	0	95
COUNTY TOTAL:	49	21	12	12	1	0	0	95

JUVENILE PROBATION
SUPERVISIONS RECEIVED

	POST-ADJUDICATION		INFORMAL ADJUSTMENT		INTRA-STATE	INTER-STATE	OTHER	TOTAL
	NON-ST DELINQ	STATUS DELINQ	NON-ST DELINQ	STATUS DELINQ				
KOSCIUSKO								
PROBATION	62	18	51	18	4	1	0	154
COUNTY TOTAL:	62	18	51	18	4	1	0	154
LAGRANGE								
PROBATION	25	70	17	30	0	0	0	142
COUNTY TOTAL:	25	70	17	30	0	0	0	142
LAKE								
JUVENILE PROBATION	474	80	131	167	8	27	0	887
COUNTY TOTAL:	474	80	131	167	8	27	0	887
LAPORTE								
JUVENILE PROBATION	78	19	10	11	4	1	0	123
COUNTY TOTAL:	78	19	10	11	4	1	0	123
LAWRENCE								
PROBATION	31	9	19	21	0	0	12	92
COUNTY TOTAL:	31	9	19	21	0	0	12	92
MADISON								
JUVENILE PROBATION	228	25	76	121	0	0	0	450
COUNTY TOTAL:	228	25	76	121	0	0	0	450
MARION								
PROBATION	1,250	1	815	171	39	26	0	2,302
COUNTY TOTAL:	1,250	1	815	171	39	26	0	2,302
MARSHALL								
PROBATION	57	9	30	6	1	0	0	103
COUNTY TOTAL:	57	9	30	6	1	0	0	103
MARTIN								
PROBATION	0	0	5	8	0	0	0	13
COUNTY TOTAL:	0	0	5	8	0	0	0	13
MIAMI								
PROBATION	35	2	15	6	5	2	0	65
COUNTY TOTAL:	35	2	15	6	5	2	0	65
MONROE								
PROBATION	41	7	27	22	17	0	0	114
COUNTY TOTAL:	41	7	27	22	17	0	0	114
MONTGOMERY								
PROBATION	36	2	5	2	5	1	0	51
COUNTY TOTAL:	36	2	5	2	5	1	0	51
MORGAN								
PROBATION	67	16	28	8	1	2	5	127
COUNTY TOTAL:	67	16	28	8	1	2	5	127
NEWTON								
PROBATION	18	1	18	3	0	0	0	40
COUNTY TOTAL:	18	1	18	3	0	0	0	40

JUVENILE PROBATION
SUPERVISIONS RECEIVED

	POST-ADJUDICATION		INFORMAL ADJUSTMENT		INTRA-STATE	INTER-STATE	OTHER	TOTAL
	NON-ST DELINQ	STATUS DELINQ	NON-ST DELINQ	STATUS DELINQ				
NOBLE								
PROBATION	43	19	5	4	1	0	0	72
COUNTY TOTAL:	43	19	5	4	1	0	0	72
OHIO								
PROBATION	7	2	0	1	0	0	0	10
COUNTY TOTAL:	7	2	0	1	0	0	0	10
ORANGE								
PROBATION	5	0	23	0	1	2	0	31
COUNTY TOTAL:	5	0	23	0	1	2	0	31
OWEN								
PROBATION	31	3	12	19	0	0	0	65
COUNTY TOTAL:	31	3	12	19	0	0	0	65
PARKE								
PROBATION	19	0	0	0	0	0	0	19
COUNTY TOTAL:	19	0	0	0	0	0	0	19
PERRY								
PROBATION	10	2	27	1	1	0	0	41
COUNTY TOTAL:	10	2	27	1	1	0	0	41
PIKE								
PROBATION	18	0	5	3	1	0	0	27
COUNTY TOTAL:	18	0	5	3	1	0	0	27
PORTER								
JUVENILE PROBATION	120	8	138	75	0	3	0	344
COUNTY TOTAL:	120	8	138	75	0	3	0	344
POSEY								
PROBATION	19	4	25	7	1	0	0	56
COUNTY TOTAL:	19	4	25	7	1	0	0	56
PULASKI								
PROBATION	8	4	6	2	1	0	0	21
COUNTY TOTAL:	8	4	6	2	1	0	0	21
PUTNAM								
JUVENILE PROBATION	42	10	6	1	0	0	0	59
COUNTY TOTAL:	42	10	6	1	0	0	0	59
RANDOLPH								
PROBATION	19	3	10	3	0	1	0	36
COUNTY TOTAL:	19	3	10	3	0	1	0	36
RIPLEY								
PROBATION	18	4	10	14	1	0	0	47
COUNTY TOTAL:	18	4	10	14	1	0	0	47
RUSH								
PROBATION	9	2	11	1	1	0	0	24
COUNTY TOTAL:	9	2	11	1	1	0	0	24

**JUVENILE PROBATION
SUPERVISIONS RECEIVED**

	POST-ADJUDICATION		INFORMAL ADJUSTMENT		INTRA-STATE	INTER-STATE	OTHER	TOTAL
	NON-ST DELINQ	STATUS DELINQ	NON-ST DELINQ	STATUS DELINQ				
ST. JOSEPH								
JUVENILE PROBATION	229	16	0	0	0	0	0	245
COUNTY TOTAL:	229	16	0	0	0	0	0	245
SCOTT								
PROBATION	13	6	13	18	1	0	0	51
COUNTY TOTAL:	13	6	13	18	1	0	0	51
SHELBY								
PROBATION	73	10	39	14	0	1	0	137
COUNTY TOTAL:	73	10	39	14	0	1	0	137
SPENCER								
PROBATION	8	1	25	12	0	0	0	46
COUNTY TOTAL:	8	1	25	12	0	0	0	46
STARKE								
PROBATION	12	0	13	2	1	0	0	28
COUNTY TOTAL:	12	0	13	2	1	0	0	28
STEUBEN								
PROBATION	60	7	42	21	0	1	0	131
COUNTY TOTAL:	60	7	42	21	0	1	0	131
SULLIVAN								
PROBATION	25	5	4	2	0	0	0	36
COUNTY TOTAL:	25	5	4	2	0	0	0	36
SWITZERLAND								
PROBATION	2	0	10	0	0	0	0	12
COUNTY TOTAL:	2	0	10	0	0	0	0	12
TIPPECANOE								
PROBATION	110	44	3	2	4	0	0	163
COUNTY TOTAL:	110	44	3	2	4	0	0	163
TIPTON								
PROBATION	0	1	8	5	0	0	0	14
COUNTY TOTAL:	0	1	8	5	0	0	0	14
UNION								
PROBATION	4	0	5	4	0	0	0	13
COUNTY TOTAL:	4	0	5	4	0	0	0	13
VANDERBURGH								
PROBATION	298	59	33	59	3	7	6	465
COUNTY TOTAL:	298	59	33	59	3	7	6	465
VERMILLION								
PROBATION	7	0	1	0	0	0	0	8
COUNTY TOTAL:	7	0	1	0	0	0	0	8
VIGO								
JUVENILE PROBATION	87	31	93	51	0	1	51	314
COUNTY TOTAL:	87	31	93	51	0	1	51	314

**JUVENILE PROBATION
SUPERVISIONS RECEIVED**

	POST-ADJUDICATION		INFORMAL ADJUSTMENT		INTRA-STATE	INTER-STATE	OTHER	TOTAL
	NON-ST DELINQ	STATUS DELINQ	NON-ST DELINQ	STATUS DELINQ				
WABASH								
PROBATION	50	22	20	26	0	0	0	118
COUNTY TOTAL:	50	22	20	26	0	0	0	118
WARREN								
PROBATION	1	0	7	3	0	0	0	11
COUNTY TOTAL:	1	0	7	3	0	0	0	11
WARRICK								
PROBATION	51	18	44	32	1	0	0	146
COUNTY TOTAL:	51	18	44	32	1	0	0	146
WASHINGTON								
PROBATION	29	2	4	11	1	0	3	50
COUNTY TOTAL:	29	2	4	11	1	0	3	50
WAYNE								
PROBATION	17	0	43	21	1	0	0	82
COUNTY TOTAL:	17	0	43	21	1	0	0	82
WELLS								
PROBATION	12	13	8	11	0	0	0	44
COUNTY TOTAL:	12	13	8	11	0	0	0	44
WHITE								
PROBATION	8	0	7	1	0	1	26	43
COUNTY TOTAL:	8	0	7	1	0	1	26	43
WHITLEY								
PROBATION	33	9	22	8	0	0	0	72
COUNTY TOTAL:	33	9	22	8	0	0	0	72
STATE TOTALS								
GRAND TOTAL CIRCUIT, SUPERIOR & PROBATE:	6,296	1,063	4,046	2,126	167	95	173	13,966
GRAND TOTAL:	6,296	1,063	4,046	2,126	167	95	173	13,966

JUVENILE PROBATION
SUPERVISIONS REOPENED

	POST-ADJUDICATION		INFORMAL ADJUSTMENT		INTRA-STATE	INTER-STATE	OTHER	TOTAL
	NON-ST DELINQ	STATUS DELINQ	NON-ST DELINQ	STATUS DELINQ				
ADAMS								
PROBATION	0	0	0	0	0	0	0	0
COUNTY TOTAL:	0	0	0	0	0	0	0	0
ALLEN								
JUVENILE PROBATION	81	16	17	1	0	0	0	115
COUNTY TOTAL:	81	16	17	1	0	0	0	115
BARTHOLOMEW								
PROBATION	0	0	0	0	0	0	0	0
COUNTY TOTAL:	0	0	0	0	0	0	0	0
BENTON								
PROBATION	0	0	0	0	0	0	0	0
COUNTY TOTAL:	0	0	0	0	0	0	0	0
BLACKFORD								
PROBATION	0	0	0	0	0	0	0	0
COUNTY TOTAL:	0	0	0	0	0	0	0	0
BOONE								
PROBATION	0	0	0	0	0	0	0	0
COUNTY TOTAL:	0	0	0	0	0	0	0	0
BROWN								
PROBATION	0	0	0	0	0	0	0	0
COUNTY TOTAL:	0	0	0	0	0	0	0	0
CARROLL								
PROBATION	0	0	0	0	0	0	0	0
COUNTY TOTAL:	0	0	0	0	0	0	0	0
CASS								
JUVENILE PROBATION	0	0	0	0	0	0	0	0
COUNTY TOTAL:	0	0	0	0	0	0	0	0
CLARK								
PROBATION	1	0	0	0	0	0	0	1
COUNTY TOTAL:	1	0	0	0	0	0	0	1
CLAY								
PROBATION	0	0	0	0	0	0	0	0
COUNTY TOTAL:	0	0	0	0	0	0	0	0
CLINTON								
PROBATION	2	0	0	0	0	0	0	2
COUNTY TOTAL:	2	0	0	0	0	0	0	2
CRAWFORD								
PROBATION	0	0	0	0	0	0	0	0
COUNTY TOTAL:	0	0	0	0	0	0	0	0
DAVISS								
PROBATION	0	0	0	0	0	0	0	0
COUNTY TOTAL:	0	0	0	0	0	0	0	0

JUVENILE PROBATION
SUPERVISIONS REOPENED

	POST-ADJUDICATION		INFORMAL ADJUSTMENT		INTRA-STATE	INTER-STATE	OTHER	TOTAL
	NON-ST DELINQ	STATUS DELINQ	NON-ST DELINQ	STATUS DELINQ				
DEARBORN								
PROBATION	0	0	0	0	0	0	0	0
COUNTY TOTAL:	0	0	0	0	0	0	0	0
DECATUR								
JUVENILE PROBATION	0	0	0	0	0	0	0	0
COUNTY TOTAL:	0	0	0	0	0	0	0	0
DEKALB								
PROBATION	3	1	0	0	0	0	0	4
COUNTY TOTAL:	3	1	0	0	0	0	0	4
DELAWARE								
JUVENILE PROBATION	0	0	0	0	0	0	0	0
COUNTY TOTAL:	0	0	0	0	0	0	0	0
DUBOIS								
PROBATION	0	0	0	0	0	0	0	0
COUNTY TOTAL:	0	0	0	0	0	0	0	0
ELKHART								
JUVENILE PROBATION	16	3	0	0	0	0	0	19
COUNTY TOTAL:	16	3	0	0	0	0	0	19
FAYETTE								
PROBATION	0	0	0	0	0	0	0	0
COUNTY TOTAL:	0	0	0	0	0	0	0	0
FLOYD								
PROBATION	0	0	1	0	0	0	0	1
COUNTY TOTAL:	0	0	1	0	0	0	0	1
FOUNTAIN								
PROBATION	0	0	0	0	0	0	0	0
COUNTY TOTAL:	0	0	0	0	0	0	0	0
FRANKLIN								
PROBATION	0	0	0	0	0	0	0	0
COUNTY TOTAL:	0	0	0	0	0	0	0	0
FULTON								
PROBATION	0	0	0	0	0	0	0	0
COUNTY TOTAL:	0	0	0	0	0	0	0	0
GIBSON								
PROBATION	0	0	0	0	0	0	0	0
COUNTY TOTAL:	0	0	0	0	0	0	0	0
GRANT								
PROBATION	0	0	0	0	0	0	0	0
COUNTY TOTAL:	0	0	0	0	0	0	0	0
GREENE								
PROBATION	1	0	0	0	0	0	0	1
COUNTY TOTAL:	1	0	0	0	0	0	0	1

JUVENILE PROBATION
SUPERVISIONS REOPENED

	POST-ADJUDICATION		INFORMAL ADJUSTMENT		INTRA-STATE	INTER-STATE	OTHER	TOTAL
	NON-ST DELINQ	STATUS DELINQ	NON-ST DELINQ	STATUS DELINQ				
HAMILTON								
PROBATION	0	0	0	0	0	0	0	0
COUNTY TOTAL:	0	0	0	0	0	0	0	0
HANCOCK								
PROBATION	0	0	0	0	0	0	0	0
COUNTY TOTAL:	0	0	0	0	0	0	0	0
HARRISON								
JUVENILE PROBATION	0	0	0	0	0	0	0	0
COUNTY TOTAL:	0	0	0	0	0	0	0	0
HENDRICKS								
PROBATION	1	0	0	0	0	0	0	1
COUNTY TOTAL:	1	0	0	0	0	0	0	1
HENRY								
PROBATION	0	0	0	0	0	0	0	0
COUNTY TOTAL:	0	0	0	0	0	0	0	0
HOWARD								
PROBATION	1	1	0	0	0	0	0	2
COUNTY TOTAL:	1	1	0	0	0	0	0	2
HUNTINGTON								
PROBATION	0	0	0	0	0	0	0	0
COUNTY TOTAL:	0	0	0	0	0	0	0	0
JACKSON								
PROBATION	0	0	0	0	0	0	0	0
COUNTY TOTAL:	0	0	0	0	0	0	0	0
JASPER								
PROBATION	0	0	0	0	0	0	0	0
COUNTY TOTAL:	0	0	0	0	0	0	0	0
JAY								
PROBATION	0	0	0	0	0	0	0	0
COUNTY TOTAL:	0	0	0	0	0	0	0	0
JEFFERSON								
PROBATION	0	0	0	0	0	0	0	0
COUNTY TOTAL:	0	0	0	0	0	0	0	0
JENNINGS								
PROBATION	0	0	0	0	0	0	0	0
COUNTY TOTAL:	0	0	0	0	0	0	0	0
JOHNSON								
PROBATION	5	2	1	0	0	0	0	8
COUNTY TOTAL:	5	2	1	0	0	0	0	8
KNOX								
PROBATION	0	0	0	0	0	0	0	0
COUNTY TOTAL:	0	0	0	0	0	0	0	0

JUVENILE PROBATION
SUPERVISIONS REOPENED

	POST-ADJUDICATION		INFORMAL ADJUSTMENT		INTRA-STATE	INTER-STATE	OTHER	TOTAL
	NON-ST DELINQ	STATUS DELINQ	NON-ST DELINQ	STATUS DELINQ				
KOSCIUSKO								
PROBATION	0	0	0	0	0	0	0	0
COUNTY TOTAL:	0	0	0	0	0	0	0	0
LAGRANGE								
PROBATION	0	0	0	0	0	0	0	0
COUNTY TOTAL:	0	0	0	0	0	0	0	0
LAKE								
JUVENILE PROBATION	21	1	0	0	0	0	0	22
COUNTY TOTAL:	21	1	0	0	0	0	0	22
LAPORTE								
JUVENILE PROBATION	0	0	0	0	0	0	0	0
COUNTY TOTAL:	0	0	0	0	0	0	0	0
LAWRENCE								
PROBATION	0	0	0	0	0	0	0	0
COUNTY TOTAL:	0	0	0	0	0	0	0	0
MADISON								
JUVENILE PROBATION	29	2	0	0	0	0	0	31
COUNTY TOTAL:	29	2	0	0	0	0	0	31
MARION								
PROBATION	1,009	0	13	1	10	0	0	1,033
COUNTY TOTAL:	1,009	0	13	1	10	0	0	1,033
MARSHALL								
PROBATION	0	0	0	0	0	0	0	0
COUNTY TOTAL:	0	0	0	0	0	0	0	0
MARTIN								
PROBATION	0	0	0	0	0	0	0	0
COUNTY TOTAL:	0	0	0	0	0	0	0	0
MIAMI								
PROBATION	1	0	0	0	0	0	0	1
COUNTY TOTAL:	1	0	0	0	0	0	0	1
MONROE								
PROBATION	4	1	0	0	0	0	0	5
COUNTY TOTAL:	4	1	0	0	0	0	0	5
MONTGOMERY								
PROBATION	0	0	0	0	0	0	0	0
COUNTY TOTAL:	0	0	0	0	0	0	0	0
MORGAN								
PROBATION	0	0	0	0	0	0	0	0
COUNTY TOTAL:	0	0	0	0	0	0	0	0
NEWTON								
PROBATION	0	0	0	0	0	0	0	0
COUNTY TOTAL:	0	0	0	0	0	0	0	0

JUVENILE PROBATION
SUPERVISIONS REOPENED

	POST-ADJUDICATION		INFORMAL ADJUSTMENT		INTRA-STATE	INTER-STATE	OTHER	TOTAL
	NON-ST DELINQ	STATUS DELINQ	NON-ST DELINQ	STATUS DELINQ				
NOBLE								
PROBATION	0	0	2	0	0	0	0	2
COUNTY TOTAL:	0	0	2	0	0	0	0	2
OHIO								
PROBATION	0	0	0	0	0	0	0	0
COUNTY TOTAL:	0	0	0	0	0	0	0	0
ORANGE								
PROBATION	0	0	0	0	0	0	0	0
COUNTY TOTAL:	0	0	0	0	0	0	0	0
OWEN								
PROBATION	0	0	0	0	0	0	0	0
COUNTY TOTAL:	0	0	0	0	0	0	0	0
PARKE								
PROBATION	0	0	0	0	0	0	0	0
COUNTY TOTAL:	0	0	0	0	0	0	0	0
PERRY								
PROBATION	0	0	0	0	0	0	0	0
COUNTY TOTAL:	0	0	0	0	0	0	0	0
PIKE								
PROBATION	0	0	0	0	0	0	0	0
COUNTY TOTAL:	0	0	0	0	0	0	0	0
PORTER								
JUVENILE PROBATION	23	11	0	0	0	0	0	34
COUNTY TOTAL:	23	11	0	0	0	0	0	34
POSEY								
PROBATION	0	0	0	0	0	0	0	0
COUNTY TOTAL:	0	0	0	0	0	0	0	0
PULASKI								
PROBATION	1	0	0	0	0	0	0	1
COUNTY TOTAL:	1	0	0	0	0	0	0	1
PUTNAM								
JUVENILE PROBATION	0	0	0	0	0	0	0	0
COUNTY TOTAL:	0	0	0	0	0	0	0	0
RANDOLPH								
PROBATION	0	0	0	0	0	0	0	0
COUNTY TOTAL:	0	0	0	0	0	0	0	0
RIPLEY								
PROBATION	0	0	0	0	0	0	0	0
COUNTY TOTAL:	0	0	0	0	0	0	0	0
RUSH								
PROBATION	0	0	0	0	0	0	0	0
COUNTY TOTAL:	0	0	0	0	0	0	0	0

JUVENILE PROBATION
SUPERVISIONS REOPENED

	POST-ADJUDICATION		INFORMAL ADJUSTMENT		INTRA-STATE	INTER-STATE	OTHER	TOTAL
	NON-ST DELINQ	STATUS DELINQ	NON-ST DELINQ	STATUS DELINQ				
ST. JOSEPH								
JUVENILE PROBATION	5	0	0	0	0	0	0	5
COUNTY TOTAL:	5	0	0	0	0	0	0	5
SCOTT								
PROBATION	0	0	0	0	0	0	0	0
COUNTY TOTAL:	0	0	0	0	0	0	0	0
SHELBY								
PROBATION	0	0	0	0	0	0	0	0
COUNTY TOTAL:	0	0	0	0	0	0	0	0
SPENCER								
PROBATION	0	0	0	0	0	0	0	0
COUNTY TOTAL:	0	0	0	0	0	0	0	0
STARKE								
PROBATION	0	0	0	0	0	0	0	0
COUNTY TOTAL:	0	0	0	0	0	0	0	0
STEUBEN								
PROBATION	0	0	0	0	0	0	0	0
COUNTY TOTAL:	0	0	0	0	0	0	0	0
SULLIVAN								
PROBATION	0	0	0	0	0	0	0	0
COUNTY TOTAL:	0	0	0	0	0	0	0	0
SWITZERLAND								
PROBATION	0	0	0	0	0	0	0	0
COUNTY TOTAL:	0	0	0	0	0	0	0	0
TIPPECANOE								
PROBATION	6	1	1	0	0	0	0	8
COUNTY TOTAL:	6	1	1	0	0	0	0	8
TIPTON								
PROBATION	0	0	0	0	0	0	0	0
COUNTY TOTAL:	0	0	0	0	0	0	0	0
UNION								
PROBATION	0	0	0	0	0	0	0	0
COUNTY TOTAL:	0	0	0	0	0	0	0	0
VANDERBURGH								
PROBATION	0	0	0	0	0	0	0	0
COUNTY TOTAL:	0	0	0	0	0	0	0	0
VERMILLION								
PROBATION	0	0	0	0	0	0	0	0
COUNTY TOTAL:	0	0	0	0	0	0	0	0
VIGO								
JUVENILE PROBATION	0	0	0	0	0	0	0	0
COUNTY TOTAL:	0	0	0	0	0	0	0	0

JUVENILE PROBATION
SUPERVISIONS REOPENED

	POST-ADJUDICATION		INFORMAL ADJUSTMENT		INTRA-STATE	INTER-STATE	OTHER	TOTAL
	NON-ST DELINQ	STATUS DELINQ	NON-ST DELINQ	STATUS DELINQ				
WABASH								
PROBATION	1	0	0	0	0	0	0	1
COUNTY TOTAL:	1	0	0	0	0	0	0	1
WARREN								
PROBATION	0	0	0	0	0	0	0	0
COUNTY TOTAL:	0	0	0	0	0	0	0	0
WARRICK								
PROBATION	0	0	0	0	0	0	0	0
COUNTY TOTAL:	0	0	0	0	0	0	0	0
WASHINGTON								
PROBATION	0	0	0	0	0	0	0	0
COUNTY TOTAL:	0	0	0	0	0	0	0	0
WAYNE								
PROBATION	0	0	0	0	0	0	0	0
COUNTY TOTAL:	0	0	0	0	0	0	0	0
WELLS								
PROBATION	0	0	0	0	0	0	0	0
COUNTY TOTAL:	0	0	0	0	0	0	0	0
WHITE								
PROBATION	0	0	0	0	0	0	0	0
COUNTY TOTAL:	0	0	0	0	0	0	0	0
WHITLEY								
PROBATION	0	0	0	0	0	0	0	0
COUNTY TOTAL:	0	0	0	0	0	0	0	0
STATE TOTALS								
GRAND TOTAL CIRCUIT, SUPERIOR & PROBATE:	1,211	39	35	2	10	0	0	1,297
GRAND TOTAL:	1,211	39	35	2	10	0	0	1,297

JUVENILE PROBATION
SUPERVISIONS DISPOSED

	POST-ADJUDICATION		INFORMAL ADJUSTMENT		INTRA-STATE	INTER-STATE	OTHER	TOTAL
	NON-ST DELINQ	STATUS DELINQ	NON-ST DELINQ	STATUS DELINQ				
ADAMS								
PROBATION	56	7	6	2	1	1	0	73
COUNTY TOTAL:	56	7	6	2	1	1	0	73
ALLEN								
JUVENILE PROBATION	305	39	720	184	2	2	0	1,252
COUNTY TOTAL:	305	39	720	184	2	2	0	1,252
BARTHOLOMEW								
PROBATION	97	29	36	9	0	0	0	171
COUNTY TOTAL:	97	29	36	9	0	0	0	171
BENTON								
PROBATION	35	1	6	0	1	0	0	43
COUNTY TOTAL:	35	1	6	0	1	0	0	43
BLACKFORD								
PROBATION	0	0	7	1	1	0	0	9
COUNTY TOTAL:	0	0	7	1	1	0	0	9
BOONE								
PROBATION	30	17	7	4	7	1	0	66
COUNTY TOTAL:	30	17	7	4	7	1	0	66
BROWN								
PROBATION	17	3	7	2	0	0	0	29
COUNTY TOTAL:	17	3	7	2	0	0	0	29
CARROLL								
PROBATION	14	2	8	17	0	0	0	41
COUNTY TOTAL:	14	2	8	17	0	0	0	41
CASS								
JUVENILE PROBATION	57	14	40	18	1	2	0	132
COUNTY TOTAL:	57	14	40	18	1	2	0	132
CLARK								
PROBATION	181	20	0	0	2	1	0	204
COUNTY TOTAL:	181	20	0	0	2	1	0	204
CLAY								
PROBATION	31	8	6	6	1	0	0	52
COUNTY TOTAL:	31	8	6	6	1	0	0	52
CLINTON								
PROBATION	29	1	30	7	0	0	2	69
COUNTY TOTAL:	29	1	30	7	0	0	2	69
CRAWFORD								
PROBATION	24	0	6	13	0	0	0	43
COUNTY TOTAL:	24	0	6	13	0	0	0	43
DAVISS								
PROBATION	42	7	12	18	1	0	0	80
COUNTY TOTAL:	42	7	12	18	1	0	0	80

JUVENILE PROBATION
SUPERVISIONS DISPOSED

	POST-ADJUDICATION		INFORMAL ADJUSTMENT		INTRA-STATE	INTER-STATE	OTHER	TOTAL
	NON-ST DELINQ	STATUS DELINQ	NON-ST DELINQ	STATUS DELINQ				
DEARBORN								
PROBATION	144	16	27	27	0	0	0	214
COUNTY TOTAL:	144	16	27	27	0	0	0	214
DECATUR								
JUVENILE PROBATION	14	6	20	21	1	0	0	62
COUNTY TOTAL:	14	6	20	21	1	0	0	62
DEKALB								
PROBATION	28	6	38	36	1	0	0	109
COUNTY TOTAL:	28	6	38	36	1	0	0	109
DELAWARE								
JUVENILE PROBATION	74	12	69	27	1	0	0	183
COUNTY TOTAL:	74	12	69	27	1	0	0	183
DUBOIS								
PROBATION	38	11	11	11	0	0	0	71
COUNTY TOTAL:	38	11	11	11	0	0	0	71
ELKHART								
JUVENILE PROBATION	313	48	178	175	2	1	0	717
COUNTY TOTAL:	313	48	178	175	2	1	0	717
FAYETTE								
PROBATION	31	3	23	6	0	0	0	63
COUNTY TOTAL:	31	3	23	6	0	0	0	63
FLOYD								
PROBATION	48	11	73	42	0	0	0	174
COUNTY TOTAL:	48	11	73	42	0	0	0	174
FOUNTAIN								
PROBATION	1	0	3	5	2	0	43	54
COUNTY TOTAL:	1	0	3	5	2	0	43	54
FRANKLIN								
PROBATION	5	0	13	77	1	0	0	96
COUNTY TOTAL:	5	0	13	77	1	0	0	96
FULTON								
PROBATION	11	4	22	4	3	0	0	44
COUNTY TOTAL:	11	4	22	4	3	0	0	44
GIBSON								
PROBATION	16	0	22	8	1	0	0	47
COUNTY TOTAL:	16	0	22	8	1	0	0	47
GRANT								
PROBATION	140	46	26	15	1	1	0	229
COUNTY TOTAL:	140	46	26	15	1	1	0	229
GREENE								
PROBATION	18	4	11	13	0	0	0	46
COUNTY TOTAL:	18	4	11	13	0	0	0	46

JUVENILE PROBATION
SUPERVISIONS DISPOSED

	POST-ADJUDICATION		INFORMAL ADJUSTMENT		INTRA-STATE	INTER-STATE	OTHER	TOTAL
	NON-ST DELINQ	STATUS DELINQ	NON-ST DELINQ	STATUS DELINQ				
HAMILTON								
PROBATION	139	28	233	89	2	2	51	544
COUNTY TOTAL:	139	28	233	89	2	2	51	544
HANCOCK								
PROBATION	22	5	16	23	3	1	0	70
COUNTY TOTAL:	22	5	16	23	3	1	0	70
HARRISON								
JUVENILE PROBATION	25	11	44	38	0	0	0	118
COUNTY TOTAL:	25	11	44	38	0	0	0	118
HENDRICKS								
PROBATION	199	19	85	22	3	1	2	331
COUNTY TOTAL:	199	19	85	22	3	1	2	331
HENRY								
PROBATION	48	10	10	16	1	0	0	85
COUNTY TOTAL:	48	10	10	16	1	0	0	85
HOWARD								
PROBATION	69	20	20	14	0	0	0	123
COUNTY TOTAL:	69	20	20	14	0	0	0	123
HUNTINGTON								
PROBATION	13	2	1	1	0	0	0	17
COUNTY TOTAL:	13	2	1	1	0	0	0	17
JACKSON								
PROBATION	30	24	14	2	0	2	0	72
COUNTY TOTAL:	30	24	14	2	0	2	0	72
JASPER								
PROBATION	11	2	16	8	0	2	0	39
COUNTY TOTAL:	11	2	16	8	0	2	0	39
JAY								
PROBATION	26	1	2	0	0	0	0	29
COUNTY TOTAL:	26	1	2	0	0	0	0	29
JEFFERSON								
PROBATION	23	22	8	22	0	0	0	75
COUNTY TOTAL:	23	22	8	22	0	0	0	75
JENNINGS								
PROBATION	9	0	42	6	2	0	0	59
COUNTY TOTAL:	9	0	42	6	2	0	0	59
JOHNSON								
PROBATION	111	49	185	99	6	0	0	450
COUNTY TOTAL:	111	49	185	99	6	0	0	450
KNOX								
PROBATION	23	17	2	9	1	0	0	52
COUNTY TOTAL:	23	17	2	9	1	0	0	52

**JUVENILE PROBATION
SUPERVISIONS DISPOSED**

	POST-ADJUDICATION		INFORMAL ADJUSTMENT		INTRA-STATE	INTER-STATE	OTHER	TOTAL
	NON-ST DELINQ	STATUS DELINQ	NON-ST DELINQ	STATUS DELINQ				
KOSCIUSKO								
PROBATION	99	0	67	17	5	0	0	188
COUNTY TOTAL:	99	0	67	17	5	0	0	188
LAGRANGE								
PROBATION	30	75	10	25	0	0	0	140
COUNTY TOTAL:	30	75	10	25	0	0	0	140
LAKE								
JUVENILE PROBATION	653	110	128	149	6	43	0	1,089
COUNTY TOTAL:	653	110	128	149	6	43	0	1,089
LAPORTE								
JUVENILE PROBATION	103	29	13	9	6	2	0	162
COUNTY TOTAL:	103	29	13	9	6	2	0	162
LAWRENCE								
PROBATION	29	5	19	13	0	0	2	68
COUNTY TOTAL:	29	5	19	13	0	0	2	68
MADISON								
JUVENILE PROBATION	274	30	75	110	0	1	0	490
COUNTY TOTAL:	274	30	75	110	0	1	0	490
MARION								
PROBATION	2,402	3	1,008	196	88	22	0	3,719
COUNTY TOTAL:	2,402	3	1,008	196	88	22	0	3,719
MARSHALL								
PROBATION	45	12	25	7	2	0	0	91
COUNTY TOTAL:	45	12	25	7	2	0	0	91
MARTIN								
PROBATION	1	0	12	11	0	0	0	24
COUNTY TOTAL:	1	0	12	11	0	0	0	24
MIAMI								
PROBATION	35	14	8	4	8	0	0	69
COUNTY TOTAL:	35	14	8	4	8	0	0	69
MONROE								
PROBATION	61	13	32	27	11	0	2	146
COUNTY TOTAL:	61	13	32	27	11	0	2	146
MONTGOMERY								
PROBATION	50	3	10	2	4	1	0	70
COUNTY TOTAL:	50	3	10	2	4	1	0	70
MORGAN								
PROBATION	86	11	20	6	4	1	1	129
COUNTY TOTAL:	86	11	20	6	4	1	1	129
NEWTON								
PROBATION	34	0	42	24	0	0	0	100
COUNTY TOTAL:	34	0	42	24	0	0	0	100

JUVENILE PROBATION
SUPERVISIONS DISPOSED

	POST-ADJUDICATION		INFORMAL ADJUSTMENT		INTRA-STATE	INTER-STATE	OTHER	TOTAL
	NON-ST DELINQ	STATUS DELINQ	NON-ST DELINQ	STATUS DELINQ				
NOBLE								
PROBATION	56	20	3	0	1	0	0	80
COUNTY TOTAL:	56	20	3	0	1	0	0	80
OHIO								
PROBATION	15	0	2	0	0	1	0	18
COUNTY TOTAL:	15	0	2	0	0	1	0	18
ORANGE								
PROBATION	59	0	101	0	1	2	0	163
COUNTY TOTAL:	59	0	101	0	1	2	0	163
OWEN								
PROBATION	21	4	8	17	0	0	0	50
COUNTY TOTAL:	21	4	8	17	0	0	0	50
PARKE								
PROBATION	15	0	1	0	0	0	0	16
COUNTY TOTAL:	15	0	1	0	0	0	0	16
PERRY								
PROBATION	24	1	31	3	1	0	0	60
COUNTY TOTAL:	24	1	31	3	1	0	0	60
PIKE								
PROBATION	16	3	4	6	1	1	0	31
COUNTY TOTAL:	16	3	4	6	1	1	0	31
PORTER								
JUVENILE PROBATION	40	7	75	39	0	0	0	161
COUNTY TOTAL:	40	7	75	39	0	0	0	161
POSEY								
PROBATION	25	5	30	5	1	0	0	66
COUNTY TOTAL:	25	5	30	5	1	0	0	66
PULASKI								
PROBATION	8	5	3	1	1	0	0	18
COUNTY TOTAL:	8	5	3	1	1	0	0	18
PUTNAM								
JUVENILE PROBATION	52	16	8	1	0	0	0	77
COUNTY TOTAL:	52	16	8	1	0	0	0	77
RANDOLPH								
PROBATION	11	1	5	2	0	1	0	20
COUNTY TOTAL:	11	1	5	2	0	1	0	20
RIPLEY								
PROBATION	18	4	8	9	1	0	0	40
COUNTY TOTAL:	18	4	8	9	1	0	0	40
RUSH								
PROBATION	11	3	17	2	1	1	1	36
COUNTY TOTAL:	11	3	17	2	1	1	1	36

**JUVENILE PROBATION
SUPERVISIONS DISPOSED**

	POST-ADJUDICATION		INFORMAL ADJUSTMENT		INTRA-STATE	INTER-STATE	OTHER	TOTAL
	NON-ST DELINQ	STATUS DELINQ	NON-ST DELINQ	STATUS DELINQ				
ST. JOSEPH								
JUVENILE PROBATION	262	60	0	0	0	0	0	322
COUNTY TOTAL:	262	60	0	0	0	0	0	322
SCOTT								
PROBATION	15	0	19	15	0	0	0	49
COUNTY TOTAL:	15	0	19	15	0	0	0	49
SHELBY								
PROBATION	76	8	27	10	0	0	0	121
COUNTY TOTAL:	76	8	27	10	0	0	0	121
SPENCER								
PROBATION	8	0	29	12	0	0	0	49
COUNTY TOTAL:	8	0	29	12	0	0	0	49
STARKE								
PROBATION	11	1	6	2	1	1	0	22
COUNTY TOTAL:	11	1	6	2	1	1	0	22
STEBEN								
PROBATION	50	18	50	7	0	0	0	125
COUNTY TOTAL:	50	18	50	7	0	0	0	125
SULLIVAN								
PROBATION	39	11	10	6	0	1	0	67
COUNTY TOTAL:	39	11	10	6	0	1	0	67
SWITZERLAND								
PROBATION	2	0	11	0	1	0	0	14
COUNTY TOTAL:	2	0	11	0	1	0	0	14
TIPPECANOE								
PROBATION	123	43	3	1	3	0	0	173
COUNTY TOTAL:	123	43	3	1	3	0	0	173
TIPTON								
PROBATION	6	1	8	5	0	0	0	20
COUNTY TOTAL:	6	1	8	5	0	0	0	20
UNION								
PROBATION	6	1	7	2	0	0	0	16
COUNTY TOTAL:	6	1	7	2	0	0	0	16
VANDERBURGH								
PROBATION	348	71	34	53	3	3	5	517
COUNTY TOTAL:	348	71	34	53	3	3	5	517
VERMILLION								
PROBATION	20	1	1	0	0	1	0	23
COUNTY TOTAL:	20	1	1	0	0	1	0	23
VIGO								
JUVENILE PROBATION	96	23	84	41	0	1	49	294
COUNTY TOTAL:	96	23	84	41	0	1	49	294

**JUVENILE PROBATION
SUPERVISIONS DISPOSED**

	POST-ADJUDICATION		INFORMAL ADJUSTMENT		INTRA-STATE	INTER-STATE	OTHER	TOTAL
	NON-ST DELINQ	STATUS DELINQ	NON-ST DELINQ	STATUS DELINQ				
WABASH								
PROBATION	40	25	21	30	0	0	0	116
COUNTY TOTAL:	40	25	21	30	0	0	0	116
WARREN								
PROBATION	2	0	3	7	0	0	0	12
COUNTY TOTAL:	2	0	3	7	0	0	0	12
WARRICK								
PROBATION	57	16	66	38	1	0	0	178
COUNTY TOTAL:	57	16	66	38	1	0	0	178
WASHINGTON								
PROBATION	30	3	8	21	3	0	2	67
COUNTY TOTAL:	30	3	8	21	3	0	2	67
WAYNE								
PROBATION	16	0	50	16	1	0	0	83
COUNTY TOTAL:	16	0	50	16	1	0	0	83
WELLS								
PROBATION	29	9	6	9	1	0	0	54
COUNTY TOTAL:	29	9	6	9	1	0	0	54
WHITE								
PROBATION	11	0	10	1	1	0	23	46
COUNTY TOTAL:	11	0	10	1	1	0	23	46
WHITLEY								
PROBATION	37	11	21	13	0	0	0	82
COUNTY TOTAL:	37	11	21	13	0	0	0	82
STATE TOTALS								
GRAND TOTAL CIRCUIT, SUPERIOR & PROBATE:	8,104	1,201	4,344	2,071	205	100	183	16,208
GRAND TOTAL:	8,104	1,201	4,344	2,071	205	100	183	16,208

JUVENILE PROBATION
SUPERVISIONS - METHOD OF DISPOSITION

	CMLPTD PROBTN	MODIFIED		OTHER CLOSED	NEW OFFENSE	ABSCONDED	OTHER	TOTAL
		DOC TECHNICAL VIOLATION	DOC NEW OFFENSE					
ADAMS								
PROBATION	73	0	0	0	0	0	0	73
COUNTY TOTAL:	73	0	0	0	0	0	0	73
ALLEN								
JUVENILE PROBATION	1,196	24	27	0	2	0	3	1,252
COUNTY TOTAL:	1,196	24	27	0	2	0	3	1,252
BARTHOLOMEW								
PROBATION	170	1	0	0	0	0	0	171
COUNTY TOTAL:	170	1	0	0	0	0	0	171
BENTON								
PROBATION	27	1	3	8	1	0	3	43
COUNTY TOTAL:	27	1	3	8	1	0	3	43
BLACKFORD								
PROBATION	7	2	0	0	0	0	0	9
COUNTY TOTAL:	7	2	0	0	0	0	0	9
BOONE								
PROBATION	52	4	2	5	3	0	0	66
COUNTY TOTAL:	52	4	2	5	3	0	0	66
BROWN								
PROBATION	21	0	0	8	0	0	0	29
COUNTY TOTAL:	21	0	0	8	0	0	0	29
CARROLL								
PROBATION	41	0	0	0	0	0	0	41
COUNTY TOTAL:	41	0	0	0	0	0	0	41
CASS								
JUVENILE PROBATION	115	2	0	0	14	1	0	132
COUNTY TOTAL:	115	2	0	0	14	1	0	132
CLARK								
PROBATION	180	5	14	1	4	0	0	204
COUNTY TOTAL:	180	5	14	1	4	0	0	204
CLAY								
PROBATION	52	0	0	0	0	0	0	52
COUNTY TOTAL:	52	0	0	0	0	0	0	52
CLINTON								
PROBATION	44	4	7	11	3	0	0	69
COUNTY TOTAL:	44	4	7	11	3	0	0	69
CRAWFORD								
PROBATION	43	0	0	0	0	0	0	43
COUNTY TOTAL:	43	0	0	0	0	0	0	43
DAVISS								
PROBATION	80	0	0	0	0	0	0	80
COUNTY TOTAL:	80	0	0	0	0	0	0	80

JUVENILE PROBATION
SUPERVISIONS - METHOD OF DISPOSITION

	CMLPTD PROBTN	MODIFIED		OTHER CLOSED	NEW OFFENSE	ABSCONDED	OTHER	TOTAL
		DOC TECHNICAL VIOLATION	DOC NEW OFFENSE					
DEARBORN								
PROBATION	137	8	16	26	4	0	23	214
COUNTY TOTAL:	137	8	16	26	4	0	23	214
DECATUR								
JUVENILE PROBATION	60	1	1	0	0	0	0	62
COUNTY TOTAL:	60	1	1	0	0	0	0	62
DEKALB								
PROBATION	103	6	0	0	0	0	0	109
COUNTY TOTAL:	103	6	0	0	0	0	0	109
DELAWARE								
JUVENILE PROBATION	171	4	6	0	2	0	0	183
COUNTY TOTAL:	171	4	6	0	2	0	0	183
DUBOIS								
PROBATION	71	0	0	0	0	0	0	71
COUNTY TOTAL:	71	0	0	0	0	0	0	71
ELKHART								
JUVENILE PROBATION	671	13	6	5	0	22	0	717
COUNTY TOTAL:	671	13	6	5	0	22	0	717
FAYETTE								
PROBATION	56	1	0	0	5	1	0	63
COUNTY TOTAL:	56	1	0	0	5	1	0	63
FLOYD								
PROBATION	136	0	0	14	6	0	18	174
COUNTY TOTAL:	136	0	0	14	6	0	18	174
FOUNTAIN								
PROBATION	11	0	0	0	0	13	30	54
COUNTY TOTAL:	11	0	0	0	0	13	30	54
FRANKLIN								
PROBATION	96	0	0	0	0	0	0	96
COUNTY TOTAL:	96	0	0	0	0	0	0	96
FULTON								
PROBATION	44	0	0	0	0	0	0	44
COUNTY TOTAL:	44	0	0	0	0	0	0	44
GIBSON								
PROBATION	41	2	1	3	0	0	0	47
COUNTY TOTAL:	41	2	1	3	0	0	0	47
GRANT								
PROBATION	225	0	4	0	0	0	0	229
COUNTY TOTAL:	225	0	4	0	0	0	0	229
GREENE								
PROBATION	43	1	1	1	0	0	0	46
COUNTY TOTAL:	43	1	1	1	0	0	0	46

JUVENILE PROBATION
SUPERVISIONS - METHOD OF DISPOSITION

	CMLPTD PROBTN	MODIFIED		OTHER CLOSED	NEW OFFENSE	ABSCONDED	OTHER	TOTAL
		DOC TECHNICAL VIOLATION	DOC NEW OFFENSE					
HAMILTON								
PROBATION	531	0	0	12	1	0	0	544
COUNTY TOTAL:	531	0	0	12	1	0	0	544
HANCOCK								
PROBATION	68	0	0	0	1	1	0	70
COUNTY TOTAL:	68	0	0	0	1	1	0	70
HARRISON								
JUVENILE PROBATION	118	0	0	0	0	0	0	118
COUNTY TOTAL:	118	0	0	0	0	0	0	118
HENDRICKS								
PROBATION	309	9	11	0	1	1	0	331
COUNTY TOTAL:	309	9	11	0	1	1	0	331
HENRY								
PROBATION	79	0	0	2	4	0	0	85
COUNTY TOTAL:	79	0	0	2	4	0	0	85
HOWARD								
PROBATION	123	0	0	0	0	0	0	123
COUNTY TOTAL:	123	0	0	0	0	0	0	123
HUNTINGTON								
PROBATION	13	3	1	0	0	0	0	17
COUNTY TOTAL:	13	3	1	0	0	0	0	17
JACKSON								
PROBATION	66	2	3	1	0	0	0	72
COUNTY TOTAL:	66	2	3	1	0	0	0	72
JASPER								
PROBATION	35	0	0	0	4	0	0	39
COUNTY TOTAL:	35	0	0	0	4	0	0	39
JAY								
PROBATION	28	1	0	0	0	0	0	29
COUNTY TOTAL:	28	1	0	0	0	0	0	29
JEFFERSON								
PROBATION	72	0	1	0	0	2	0	75
COUNTY TOTAL:	72	0	1	0	0	2	0	75
JENNINGS								
PROBATION	46	2	0	4	7	0	0	59
COUNTY TOTAL:	46	2	0	4	7	0	0	59
JOHNSON								
PROBATION	439	5	5	0	0	0	1	450
COUNTY TOTAL:	439	5	5	0	0	0	1	450
KNOX								
PROBATION	52	0	0	0	0	0	0	52
COUNTY TOTAL:	52	0	0	0	0	0	0	52

JUVENILE PROBATION
SUPERVISIONS - METHOD OF DISPOSITION

	C MPLTD PROB TN	MODIFIED		OTHER CLOSED	NEW OFFENSE	ABSCONDED	OTHER	TOTAL
		DOC TECHNICAL VIOLATION	DOC NEW OFFENSE					
KOSCIUSKO								
PROBATION	184	2	2	0	0	0	0	188
COUNTY TOTAL:	184	2	2	0	0	0	0	188
LAGRANGE								
PROBATION	138	2	0	0	0	0	0	140
COUNTY TOTAL:	138	2	0	0	0	0	0	140
LAKE								
JUVENILE PROBATION	1,009	80	0	0	0	0	0	1,089
COUNTY TOTAL:	1,009	80	0	0	0	0	0	1,089
LAPORTE								
JUVENILE PROBATION	112	0	0	0	19	0	31	162
COUNTY TOTAL:	112	0	0	0	19	0	31	162
LAWRENCE								
PROBATION	64	0	1	3	0	0	0	68
COUNTY TOTAL:	64	0	1	3	0	0	0	68
MADISON								
JUVENILE PROBATION	437	12	10	1	0	30	0	490
COUNTY TOTAL:	437	12	10	1	0	30	0	490
MARION								
PROBATION	2,701	0	1	0	26	949	42	3,719
COUNTY TOTAL:	2,701	0	1	0	26	949	42	3,719
MARSHALL								
PROBATION	86	5	0	0	0	0	0	91
COUNTY TOTAL:	86	5	0	0	0	0	0	91
MARTIN								
PROBATION	22	0	0	0	2	0	0	24
COUNTY TOTAL:	22	0	0	0	2	0	0	24
MIAMI								
PROBATION	65	0	1	3	0	0	0	69
COUNTY TOTAL:	65	0	1	3	0	0	0	69
MONROE								
PROBATION	141	0	0	0	0	5	0	146
COUNTY TOTAL:	141	0	0	0	0	5	0	146
MONTGOMERY								
PROBATION	45	20	1	1	0	1	2	70
COUNTY TOTAL:	45	20	1	1	0	1	2	70
MORGAN								
PROBATION	105	10	3	8	3	0	0	129
COUNTY TOTAL:	105	10	3	8	3	0	0	129
NEWTON								
PROBATION	100	0	0	0	0	0	0	100
COUNTY TOTAL:	100	0	0	0	0	0	0	100

JUVENILE PROBATION
SUPERVISIONS - METHOD OF DISPOSITION

	CMLPTD PROBNTN	MODIFIED		OTHER CLOSED	NEW OFFENSE	ABSCONDED	OTHER	TOTAL
		DOC TECHNICAL VIOLATION	DOC NEW OFFENSE					
NOBLE								
PROBATION	60	6	7	3	2	0	2	80
COUNTY TOTAL:	60	6	7	3	2	0	2	80
OHIO								
PROBATION	16	0	1	0	1	0	0	18
COUNTY TOTAL:	16	0	1	0	1	0	0	18
ORANGE								
PROBATION	154	1	2	4	0	2	0	163
COUNTY TOTAL:	154	1	2	4	0	2	0	163
OWEN								
PROBATION	28	0	0	0	0	0	22	50
COUNTY TOTAL:	28	0	0	0	0	0	22	50
PARKE								
PROBATION	16	0	0	0	0	0	0	16
COUNTY TOTAL:	16	0	0	0	0	0	0	16
PERRY								
PROBATION	58	0	0	2	0	0	0	60
COUNTY TOTAL:	58	0	0	2	0	0	0	60
PIKE								
PROBATION	30	0	0	1	0	0	0	31
COUNTY TOTAL:	30	0	0	1	0	0	0	31
PORTER								
JUVENILE PROBATION	157	0	0	0	0	0	4	161
COUNTY TOTAL:	157	0	0	0	0	0	4	161
POSEY								
PROBATION	61	0	5	0	0	0	0	66
COUNTY TOTAL:	61	0	5	0	0	0	0	66
PULASKI								
PROBATION	18	0	0	0	0	0	0	18
COUNTY TOTAL:	18	0	0	0	0	0	0	18
PUTNAM								
JUVENILE PROBATION	74	1	0	0	2	0	0	77
COUNTY TOTAL:	74	1	0	0	2	0	0	77
RANDOLPH								
PROBATION	18	1	1	0	0	0	0	20
COUNTY TOTAL:	18	1	1	0	0	0	0	20
RIPLEY								
PROBATION	37	1	1	1	0	0	0	40
COUNTY TOTAL:	37	1	1	1	0	0	0	40
RUSH								
PROBATION	33	1	0	0	2	0	0	36
COUNTY TOTAL:	33	1	0	0	2	0	0	36

JUVENILE PROBATION
SUPERVISIONS - METHOD OF DISPOSITION

	C MPLTD PROB TN	MODIFIED		OTHER CLOSED	NEW OFFENSE	ABSCONDED	OTHER	TOTAL
		DOC TECHNICAL VIOLATION	DOC NEW OFFENSE					
ST. JOSEPH								
JUVENILE PROBATION	322	0	0	0	0	0	0	322
COUNTY TOTAL:	322	0	0	0	0	0	0	322
SCOTT								
PROBATION	48	0	1	0	0	0	0	49
COUNTY TOTAL:	48	0	1	0	0	0	0	49
SHELBY								
PROBATION	114	2	2	3	0	0	0	121
COUNTY TOTAL:	114	2	2	3	0	0	0	121
SPENCER								
PROBATION	49	0	0	0	0	0	0	49
COUNTY TOTAL:	49	0	0	0	0	0	0	49
STARKE								
PROBATION	18	1	1	2	0	0	0	22
COUNTY TOTAL:	18	1	1	2	0	0	0	22
STEUBEN								
PROBATION	114	0	10	1	0	0	0	125
COUNTY TOTAL:	114	0	10	1	0	0	0	125
SULLIVAN								
PROBATION	66	0	1	0	0	0	0	67
COUNTY TOTAL:	66	0	1	0	0	0	0	67
SWITZERLAND								
PROBATION	13	0	0	1	0	0	0	14
COUNTY TOTAL:	13	0	0	1	0	0	0	14
TIPPECANOE								
PROBATION	119	0	0	0	0	0	54	173
COUNTY TOTAL:	119	0	0	0	0	0	54	173
TIPTON								
PROBATION	19	0	0	0	1	0	0	20
COUNTY TOTAL:	19	0	0	0	1	0	0	20
UNION								
PROBATION	16	0	0	0	0	0	0	16
COUNTY TOTAL:	16	0	0	0	0	0	0	16
VANDERBURGH								
PROBATION	440	9	6	3	6	1	52	517
COUNTY TOTAL:	440	9	6	3	6	1	52	517
VERMILLION								
PROBATION	23	0	0	0	0	0	0	23
COUNTY TOTAL:	23	0	0	0	0	0	0	23
VIGO								
JUVENILE PROBATION	249	6	10	0	8	0	21	294
COUNTY TOTAL:	249	6	10	0	8	0	21	294

JUVENILE PROBATION
SUPERVISIONS - METHOD OF DISPOSITION

	C MPLTD PROB TN	MODIFIED		OTHER CLOSED	NEW OFFENSE	ABSCONDED	OTHER	TOTAL
		DOC TECHNICAL VIOLATION	DOC NEW OFFENSE					
WABASH								
PROBATION	108	3	5	0	0	0	0	116
COUNTY TOTAL:	108	3	5	0	0	0	0	116
WARREN								
PROBATION	12	0	0	0	0	0	0	12
COUNTY TOTAL:	12	0	0	0	0	0	0	12
WARRICK								
PROBATION	159	0	2	0	17	0	0	178
COUNTY TOTAL:	159	0	2	0	17	0	0	178
WASHINGTON								
PROBATION	62	0	2	0	1	2	0	67
COUNTY TOTAL:	62	0	2	0	1	2	0	67
WAYNE								
PROBATION	81	0	0	1	1	0	0	83
COUNTY TOTAL:	81	0	0	1	1	0	0	83
WELLS								
PROBATION	30	9	2	9	4	0	0	54
COUNTY TOTAL:	30	9	2	9	4	0	0	54
WHITE								
PROBATION	46	0	0	0	0	0	0	46
COUNTY TOTAL:	46	0	0	0	0	0	0	46
WHITLEY								
PROBATION	80	0	1	0	1	0	0	82
COUNTY TOTAL:	80	0	1	0	1	0	0	82
STATE TOTALS								
GRAND TOTAL CIRCUIT, SUPERIOR & PROBATE:	14,102	273	188	148	158	1,031	308	16,208
GRAND TOTAL:	14,102	273	188	148	158	1,031	308	16,208

JUVENILE PROBATION
SUPERVISIONS PENDING 12/31/2014

	POST-ADJUDICATION		INFORMAL ADJUSTMENT		INTRA-STATE	INTER-STATE	OTHER	TOTAL
	NON-ST DELINQ	STATUS DELINQ	NON-ST DELINQ	STATUS DELINQ				
ADAMS								
PROBATION	26	17	0	0	0	0	0	43
COUNTY TOTAL:	26	17	0	0	0	0	0	43
ALLEN								
JUVENILE PROBATION	266	26	316	71	2	2	0	683
COUNTY TOTAL:	266	26	316	71	2	2	0	683
BARTHOLOMEW								
PROBATION	82	29	6	3	0	0	0	120
COUNTY TOTAL:	82	29	6	3	0	0	0	120
BENTON								
PROBATION	51	0	0	0	0	1	0	52
COUNTY TOTAL:	51	0	0	0	0	1	0	52
BLACKFORD								
PROBATION	5	1	7	4	1	0	0	18
COUNTY TOTAL:	5	1	7	4	1	0	0	18
BOONE								
PROBATION	133	23	11	26	11	0	0	204
COUNTY TOTAL:	133	23	11	26	11	0	0	204
BROWN								
PROBATION	16	1	7	6	0	0	0	30
COUNTY TOTAL:	16	1	7	6	0	0	0	30
CARROLL								
PROBATION	19	2	7	11	0	0	0	39
COUNTY TOTAL:	19	2	7	11	0	0	0	39
CASS								
JUVENILE PROBATION	46	7	27	7	0	0	0	87
COUNTY TOTAL:	46	7	27	7	0	0	0	87
CLARK								
PROBATION	90	10	0	1	2	0	0	103
COUNTY TOTAL:	90	10	0	1	2	0	0	103
CLAY								
PROBATION	58	7	8	2	1	0	0	76
COUNTY TOTAL:	58	7	8	2	1	0	0	76
CLINTON								
PROBATION	54	4	35	12	2	0	1	108
COUNTY TOTAL:	54	4	35	12	2	0	1	108
CRAWFORD								
PROBATION	3	0	2	7	0	0	0	12
COUNTY TOTAL:	3	0	2	7	0	0	0	12
DAVISS								
PROBATION	26	15	6	15	0	0	0	62
COUNTY TOTAL:	26	15	6	15	0	0	0	62

JUVENILE PROBATION
SUPERVISIONS PENDING 12/31/2014

	POST-ADJUDICATION		INFORMAL ADJUSTMENT		INTRA-STATE	INTER-STATE	OTHER	TOTAL
	NON-ST DELINQ	STATUS DELINQ	NON-ST DELINQ	STATUS DELINQ				
DEARBORN								
PROBATION	128	13	15	5	0	0	0	161
COUNTY TOTAL:	128	13	15	5	0	0	0	161
DECATUR								
JUVENILE PROBATION	48	16	8	6	0	0	0	78
COUNTY TOTAL:	48	16	8	6	0	0	0	78
DEKALB								
PROBATION	26	3	21	4	1	0	0	55
COUNTY TOTAL:	26	3	21	4	1	0	0	55
DELAWARE								
JUVENILE PROBATION	157	42	88	47	1	2	0	337
COUNTY TOTAL:	157	42	88	47	1	2	0	337
DUBOIS								
PROBATION	72	18	25	39	0	0	0	154
COUNTY TOTAL:	72	18	25	39	0	0	0	154
ELKHART								
JUVENILE PROBATION	316	41	86	64	0	1	0	508
COUNTY TOTAL:	316	41	86	64	0	1	0	508
FAYETTE								
PROBATION	23	2	15	1	0	0	0	41
COUNTY TOTAL:	23	2	15	1	0	0	0	41
FLOYD								
PROBATION	46	5	52	56	0	1	0	160
COUNTY TOTAL:	46	5	52	56	0	1	0	160
FOUNTAIN								
PROBATION	1	0	0	1	0	1	0	3
COUNTY TOTAL:	1	0	0	1	0	1	0	3
FRANKLIN								
PROBATION	8	0	19	21	0	1	0	49
COUNTY TOTAL:	8	0	19	21	0	1	0	49
FULTON								
PROBATION	10	1	10	1	0	0	0	22
COUNTY TOTAL:	10	1	10	1	0	0	0	22
GIBSON								
PROBATION	14	0	10	12	1	2	0	39
COUNTY TOTAL:	14	0	10	12	1	2	0	39
GRANT								
PROBATION	80	16	1	0	1	0	0	98
COUNTY TOTAL:	80	16	1	0	1	0	0	98
GREENE								
PROBATION	31	5	5	2	0	0	0	43
COUNTY TOTAL:	31	5	5	2	0	0	0	43

JUVENILE PROBATION
SUPERVISIONS PENDING 12/31/2014

	POST-ADJUDICATION		INFORMAL ADJUSTMENT		INTRA-STATE	INTER-STATE	OTHER	TOTAL
	NON-ST DELINQ	STATUS DELINQ	NON-ST DELINQ	STATUS DELINQ				
HAMILTON								
PROBATION	94	10	92	48	2	3	19	268
COUNTY TOTAL:	94	10	92	48	2	3	19	268
HANCOCK								
PROBATION	12	15	24	9	13	6	132	211
COUNTY TOTAL:	12	15	24	9	13	6	132	211
HARRISON								
JUVENILE PROBATION	25	5	14	17	0	0	0	61
COUNTY TOTAL:	25	5	14	17	0	0	0	61
HENDRICKS								
PROBATION	176	21	14	4	2	0	0	217
COUNTY TOTAL:	176	21	14	4	2	0	0	217
HENRY								
PROBATION	47	0	7	7	2	0	0	63
COUNTY TOTAL:	47	0	7	7	2	0	0	63
HOWARD								
PROBATION	58	17	11	7	0	0	0	93
COUNTY TOTAL:	58	17	11	7	0	0	0	93
HUNTINGTON								
PROBATION	32	19	28	1	3	0	0	83
COUNTY TOTAL:	32	19	28	1	3	0	0	83
JACKSON								
PROBATION	22	22	15	2	2	0	0	63
COUNTY TOTAL:	22	22	15	2	2	0	0	63
JASPER								
PROBATION	5	0	15	4	3	0	0	27
COUNTY TOTAL:	5	0	15	4	3	0	0	27
JAY								
PROBATION	19	1	3	1	1	0	0	25
COUNTY TOTAL:	19	1	3	1	1	0	0	25
JEFFERSON								
PROBATION	44	26	8	18	1	0	0	97
COUNTY TOTAL:	44	26	8	18	1	0	0	97
JENNINGS								
PROBATION	8	1	109	17	3	0	0	138
COUNTY TOTAL:	8	1	109	17	3	0	0	138
JOHNSON								
PROBATION	74	9	99	14	2	0	0	198
COUNTY TOTAL:	74	9	99	14	2	0	0	198
KNOX								
PROBATION	49	27	20	19	0	3	0	118
COUNTY TOTAL:	49	27	20	19	0	3	0	118

JUVENILE PROBATION
SUPERVISIONS PENDING 12/31/2014

	POST-ADJUDICATION		INFORMAL ADJUSTMENT		INTRA-STATE	INTER-STATE	OTHER	TOTAL
	NON-ST DELINQ	STATUS DELINQ	NON-ST DELINQ	STATUS DELINQ				
KOSCIUSKO								
PROBATION	172	39	31	4	3	1	0	250
COUNTY TOTAL:	172	39	31	4	3	1	0	250
LAGRANGE								
PROBATION	20	34	9	10	0	0	0	73
COUNTY TOTAL:	20	34	9	10	0	0	0	73
LAKE								
JUVENILE PROBATION	365	59	64	62	10	8	0	568
COUNTY TOTAL:	365	59	64	62	10	8	0	568
LAPORTE								
JUVENILE PROBATION	56	20	1	6	0	0	0	83
COUNTY TOTAL:	56	20	1	6	0	0	0	83
LAWRENCE								
PROBATION	48	16	19	16	0	0	10	109
COUNTY TOTAL:	48	16	19	16	0	0	10	109
MADISON								
JUVENILE PROBATION	328	41	57	39	0	0	0	465
COUNTY TOTAL:	328	41	57	39	0	0	0	465
MARION								
PROBATION	957	0	170	11	16	15	0	1,169
COUNTY TOTAL:	957	0	170	11	16	15	0	1,169
MARSHALL								
PROBATION	67	10	18	4	1	0	0	100
COUNTY TOTAL:	67	10	18	4	1	0	0	100
MARTIN								
PROBATION	1	0	0	0	0	0	0	1
COUNTY TOTAL:	1	0	0	0	0	0	0	1
MIAMI								
PROBATION	30	3	13	4	1	3	0	54
COUNTY TOTAL:	30	3	13	4	1	3	0	54
MONROE								
PROBATION	41	2	11	5	9	0	0	68
COUNTY TOTAL:	41	2	11	5	9	0	0	68
MONTGOMERY								
PROBATION	26	2	0	0	2	1	0	31
COUNTY TOTAL:	26	2	0	0	2	1	0	31
MORGAN								
PROBATION	40	9	16	6	1	1	5	78
COUNTY TOTAL:	40	9	16	6	1	1	5	78
NEWTON								
PROBATION	16	2	6	3	0	0	0	27
COUNTY TOTAL:	16	2	6	3	0	0	0	27

JUVENILE PROBATION
SUPERVISIONS PENDING 12/31/2014

	POST-ADJUDICATION		INFORMAL ADJUSTMENT		INTRA-STATE	INTER-STATE	OTHER	TOTAL
	NON-ST DELINQ	STATUS DELINQ	NON-ST DELINQ	STATUS DELINQ				
NOBLE								
PROBATION	34	5	4	4	0	0	0	47
COUNTY TOTAL:	34	5	4	4	0	0	0	47
OHIO								
PROBATION	5	2	0	1	0	0	0	8
COUNTY TOTAL:	5	2	0	1	0	0	0	8
ORANGE								
PROBATION	4	0	23	0	0	0	0	27
COUNTY TOTAL:	4	0	23	0	0	0	0	27
OWEN								
PROBATION	36	4	6	11	0	0	0	57
COUNTY TOTAL:	36	4	6	11	0	0	0	57
PARKE								
PROBATION	21	1	2	0	1	0	1	26
COUNTY TOTAL:	21	1	2	0	1	0	1	26
PERRY								
PROBATION	12	4	24	3	1	0	0	44
COUNTY TOTAL:	12	4	24	3	1	0	0	44
PIKE								
PROBATION	9	1	1	1	0	0	0	12
COUNTY TOTAL:	9	1	1	1	0	0	0	12
PORTER								
JUVENILE PROBATION	854	70	242	134	0	13	0	1,313
COUNTY TOTAL:	854	70	242	134	0	13	0	1,313
POSEY								
PROBATION	19	0	13	4	0	0	0	36
COUNTY TOTAL:	19	0	13	4	0	0	0	36
PULASKI								
PROBATION	8	5	3	2	1	0	0	19
COUNTY TOTAL:	8	5	3	2	1	0	0	19
PUTNAM								
JUVENILE PROBATION	205	46	36	8	2	1	0	298
COUNTY TOTAL:	205	46	36	8	2	1	0	298
RANDOLPH								
PROBATION	27	5	9	2	0	0	0	43
COUNTY TOTAL:	27	5	9	2	0	0	0	43
RIPLEY								
PROBATION	27	3	7	16	0	0	0	53
COUNTY TOTAL:	27	3	7	16	0	0	0	53
RUSH								
PROBATION	16	3	10	1	0	0	0	30
COUNTY TOTAL:	16	3	10	1	0	0	0	30

JUVENILE PROBATION
SUPERVISIONS PENDING 12/31/2014

	POST-ADJUDICATION		INFORMAL ADJUSTMENT		INTRA-STATE	INTER-STATE	OTHER	TOTAL
	NON-ST DELINQ	STATUS DELINQ	NON-ST DELINQ	STATUS DELINQ				
ST. JOSEPH								
JUVENILE PROBATION	1,569	339	0	0	2	0	0	1,910
COUNTY TOTAL:	1,569	339	0	0	2	0	0	1,910
SCOTT								
PROBATION	38	13	16	15	1	0	0	83
COUNTY TOTAL:	38	13	16	15	1	0	0	83
SHELBY								
PROBATION	72	5	26	13	0	1	0	117
COUNTY TOTAL:	72	5	26	13	0	1	0	117
SPENCER								
PROBATION	5	3	28	11	2	0	0	49
COUNTY TOTAL:	5	3	28	11	2	0	0	49
STARKE								
PROBATION	24	2	14	4	0	1	0	45
COUNTY TOTAL:	24	2	14	4	0	1	0	45
STEUBEN								
PROBATION	40	6	27	19	0	1	0	93
COUNTY TOTAL:	40	6	27	19	0	1	0	93
SULLIVAN								
PROBATION	24	4	6	3	1	0	0	38
COUNTY TOTAL:	24	4	6	3	1	0	0	38
SWITZERLAND								
PROBATION	3	0	1	0	0	0	0	4
COUNTY TOTAL:	3	0	1	0	0	0	0	4
TIPPECANOE								
PROBATION	97	35	2	1	2	0	0	137
COUNTY TOTAL:	97	35	2	1	2	0	0	137
TIPTON								
PROBATION	9	2	8	2	0	0	1	22
COUNTY TOTAL:	9	2	8	2	0	0	1	22
UNION								
PROBATION	3	0	1	2	0	0	0	6
COUNTY TOTAL:	3	0	1	2	0	0	0	6
VANDERBURGH								
PROBATION	110	18	10	24	1	5	1	169
COUNTY TOTAL:	110	18	10	24	1	5	1	169
VERMILLION								
PROBATION	6	0	1	0	0	0	0	7
COUNTY TOTAL:	6	0	1	0	0	0	0	7
VIGO								
JUVENILE PROBATION	85	30	72	36	0	0	122	345
COUNTY TOTAL:	85	30	72	36	0	0	122	345

JUVENILE PROBATION
SUPERVISIONS PENDING 12/31/2014

	POST-ADJUDICATION		INFORMAL ADJUSTMENT		INTRA-STATE	INTER-STATE	OTHER	TOTAL
	NON-ST DELINQ	STATUS DELINQ	NON-ST DELINQ	STATUS DELINQ				
WABASH								
PROBATION	43	9	10	11	0	0	0	73
COUNTY TOTAL:	43	9	10	11	0	0	0	73
WARREN								
PROBATION	3	2	4	3	0	0	0	12
COUNTY TOTAL:	3	2	4	3	0	0	0	12
WARRICK								
PROBATION	32	16	17	16	0	0	0	81
COUNTY TOTAL:	32	16	17	16	0	0	0	81
WASHINGTON								
PROBATION	23	0	4	1	1	0	1	30
COUNTY TOTAL:	23	0	4	1	1	0	1	30
WAYNE								
PROBATION	11	0	22	12	1	0	0	46
COUNTY TOTAL:	11	0	22	12	1	0	0	46
WELLS								
PROBATION	18	8	3	3	0	0	0	32
COUNTY TOTAL:	18	8	3	3	0	0	0	32
WHITE								
PROBATION	17	0	4	1	0	1	17	40
COUNTY TOTAL:	17	0	4	1	0	1	17	40
WHITLEY								
PROBATION	30	2	14	4	4	0	0	54
COUNTY TOTAL:	30	2	14	4	4	0	0	54
STATE TOTALS								
GRAND TOTAL CIRCUIT, SUPERIOR & PROBATE:	8,206	1,357	2,331	1,130	120	75	310	13,529
GRAND TOTAL:	8,206	1,357	2,331	1,130	120	75	310	13,529

JUVENILE PROBATION
STATUS ON PENDING SUPERVISIONS

	STAND SUP	MODIFIED & PLACED					TRANS PROGRAM	INTRA-STATE	INTER-STATE	OTHER	TOTAL
		IN-STATE TECH VIOL	IN-STATE NEW OFF	OUT-STATE TECH VIOL	OUT-STATE NEW OFF						
ADAMS											
PROBATION	43	0	0	0	0	0	0	0	0	43	
COUNTY TOTAL:	43	0	0	0	0	0	0	0	0	43	
ALLEN											
JUVENILE PROBATION	642	31	6	0	1	0	1	2	0	683	
COUNTY TOTAL:	642	31	6	0	1	0	1	2	0	683	
BARTHOLOMEW											
PROBATION	120	0	0	0	0	0	0	0	0	120	
COUNTY TOTAL:	120	0	0	0	0	0	0	0	0	120	
BENTON											
PROBATION	52	0	0	0	0	0	0	0	0	52	
COUNTY TOTAL:	52	0	0	0	0	0	0	0	0	52	
BLACKFORD											
PROBATION	18	0	0	0	0	0	0	0	0	18	
COUNTY TOTAL:	18	0	0	0	0	0	0	0	0	18	
BOONE											
PROBATION	200	0	0	0	0	0	3	1	0	204	
COUNTY TOTAL:	200	0	0	0	0	0	3	1	0	204	
BROWN											
PROBATION	30	0	0	0	0	0	0	0	0	30	
COUNTY TOTAL:	30	0	0	0	0	0	0	0	0	30	
CARROLL											
PROBATION	34	4	1	0	0	0	0	0	0	39	
COUNTY TOTAL:	34	4	1	0	0	0	0	0	0	39	
CASS											
JUVENILE PROBATION	87	0	0	0	0	0	0	0	0	87	
COUNTY TOTAL:	87	0	0	0	0	0	0	0	0	87	
CLARK											
PROBATION	91	0	10	0	0	0	2	0	0	103	
COUNTY TOTAL:	91	0	10	0	0	0	2	0	0	103	
CLAY											
PROBATION	76	0	0	0	0	0	0	0	0	76	
COUNTY TOTAL:	76	0	0	0	0	0	0	0	0	76	
CLINTON											
PROBATION	106	0	0	0	0	0	2	0	0	108	
COUNTY TOTAL:	106	0	0	0	0	0	2	0	0	108	
CRAWFORD											
PROBATION	12	0	0	0	0	0	0	0	0	12	
COUNTY TOTAL:	12	0	0	0	0	0	0	0	0	12	
DAVISS											
PROBATION	60	0	0	0	0	0	1	1	0	62	
COUNTY TOTAL:	60	0	0	0	0	0	1	1	0	62	

JUVENILE PROBATION
STATUS ON PENDING SUPERVISIONS

	STAND SUP	MODIFIED & PLACED					TRANS PROGRAM	INTRA-STATE	INTER-STATE	OTHER	TOTAL
		IN-STATE TECH VIOL	IN-STATE NEW OFF	OUT-STATE TECH VIOL	OUT-STATE NEW OFF						
DEARBORN											
PROBATION	120	0	21	11	1	0	0	0	8	161	
COUNTY TOTAL:	120	0	21	11	1	0	0	0	8	161	
DECATUR											
JUVENILE PROBATION	78	0	0	0	0	0	0	0	0	78	
COUNTY TOTAL:	78	0	0	0	0	0	0	0	0	78	
DEKALB											
PROBATION	45	6	4	0	0	0	0	0	0	55	
COUNTY TOTAL:	45	6	4	0	0	0	0	0	0	55	
DELAWARE											
JUVENILE PROBATION	328	3	6	0	0	0	0	0	0	337	
COUNTY TOTAL:	328	3	6	0	0	0	0	0	0	337	
DUBOIS											
PROBATION	154	0	0	0	0	0	0	0	0	154	
COUNTY TOTAL:	154	0	0	0	0	0	0	0	0	154	
ELKHART											
JUVENILE PROBATION	433	56	19	0	0	0	0	0	0	508	
COUNTY TOTAL:	433	56	19	0	0	0	0	0	0	508	
FAYETTE											
PROBATION	41	0	0	0	0	0	0	0	0	41	
COUNTY TOTAL:	41	0	0	0	0	0	0	0	0	41	
FLOYD											
PROBATION	147	1	6	0	0	0	0	1	5	160	
COUNTY TOTAL:	147	1	6	0	0	0	0	1	5	160	
FOUNTAIN											
PROBATION	3	0	0	0	0	0	0	0	0	3	
COUNTY TOTAL:	3	0	0	0	0	0	0	0	0	3	
FRANKLIN											
PROBATION	49	0	0	0	0	0	0	0	0	49	
COUNTY TOTAL:	49	0	0	0	0	0	0	0	0	49	
FULTON											
PROBATION	22	0	0	0	0	0	0	0	0	22	
COUNTY TOTAL:	22	0	0	0	0	0	0	0	0	22	
GIBSON											
PROBATION	32	3	0	0	1	0	0	3	0	39	
COUNTY TOTAL:	32	3	0	0	1	0	0	3	0	39	
GRANT											
PROBATION	89	2	7	0	0	0	0	0	0	98	
COUNTY TOTAL:	89	2	7	0	0	0	0	0	0	98	
GREENE											
PROBATION	33	6	0	0	0	0	4	0	0	43	
COUNTY TOTAL:	33	6	0	0	0	0	4	0	0	43	

JUVENILE PROBATION
STATUS ON PENDING SUPERVISIONS

	STAND SUP	MODIFIED & PLACED				TRANS PROGRAM	INTRA-STATE	INTER-STATE	OTHER	TOTAL
		IN-STATE TECH VIOL	IN-STATE NEW OFF	OUT-STATE TECH VIOL	OUT-STATE NEW OFF					
HAMILTON										
PROBATION	266	0	1	0	0	0	1	0	0	268
COUNTY TOTAL:	266	0	1	0	0	0	1	0	0	268
HANCOCK										
PROBATION	211	0	0	0	0	0	0	0	0	211
COUNTY TOTAL:	211	0	0	0	0	0	0	0	0	211
HARRISON										
JUVENILE PROBATION	58	0	0	0	0	0	3	0	0	61
COUNTY TOTAL:	58	0	0	0	0	0	3	0	0	61
HENDRICKS										
PROBATION	207	0	1	0	0	0	6	3	0	217
COUNTY TOTAL:	207	0	1	0	0	0	6	3	0	217
HENRY										
PROBATION	63	0	0	0	0	0	0	0	0	63
COUNTY TOTAL:	63	0	0	0	0	0	0	0	0	63
HOWARD										
PROBATION	77	7	9	0	0	0	0	0	0	93
COUNTY TOTAL:	77	7	9	0	0	0	0	0	0	93
HUNTINGTON										
PROBATION	81	0	1	0	0	0	1	0	0	83
COUNTY TOTAL:	81	0	1	0	0	0	1	0	0	83
JACKSON										
PROBATION	63	0	0	0	0	0	0	0	0	63
COUNTY TOTAL:	63	0	0	0	0	0	0	0	0	63
JASPER										
PROBATION	24	1	2	0	0	0	0	0	0	27
COUNTY TOTAL:	24	1	2	0	0	0	0	0	0	27
JAY										
PROBATION	25	0	0	0	0	0	0	0	0	25
COUNTY TOTAL:	25	0	0	0	0	0	0	0	0	25
JEFFERSON										
PROBATION	94	3	0	0	0	0	0	0	0	97
COUNTY TOTAL:	94	3	0	0	0	0	0	0	0	97
JENNINGS										
PROBATION	138	0	0	0	0	0	0	0	0	138
COUNTY TOTAL:	138	0	0	0	0	0	0	0	0	138
JOHNSON										
PROBATION	193	3	2	0	0	0	0	0	0	198
COUNTY TOTAL:	193	3	2	0	0	0	0	0	0	198
KNOX										
PROBATION	118	0	0	0	0	0	0	0	0	118
COUNTY TOTAL:	118	0	0	0	0	0	0	0	0	118

JUVENILE PROBATION
STATUS ON PENDING SUPERVISIONS

	STAND SUP	MODIFIED & PLACED				TRANS PROGRAM	INTRA-STATE	INTER-STATE	OTHER	TOTAL
		IN-STATE TECH VIOL	IN-STATE NEW OFF	OUT-STATE TECH VIOL	OUT-STATE NEW OFF					
KOSCIUSKO										
PROBATION	250	0	0	0	0	0	0	0	0	250
COUNTY TOTAL:	250	0	0	0	0	0	0	0	0	250
LAGRANGE										
PROBATION	73	0	0	0	0	0	0	0	0	73
COUNTY TOTAL:	73	0	0	0	0	0	0	0	0	73
LAKE										
JUVENILE PROBATION	469	48	35	0	0	11	4	1	0	568
COUNTY TOTAL:	469	48	35	0	0	11	4	1	0	568
LAPORTE										
JUVENILE PROBATION	83	0	0	0	0	0	0	0	0	83
COUNTY TOTAL:	83	0	0	0	0	0	0	0	0	83
LAWRENCE										
PROBATION	109	0	0	0	0	0	0	0	0	109
COUNTY TOTAL:	109	0	0	0	0	0	0	0	0	109
MADISON										
JUVENILE PROBATION	418	24	19	0	4	0	0	0	0	465
COUNTY TOTAL:	418	24	19	0	4	0	0	0	0	465
MARION										
PROBATION	926	76	150	0	0	6	0	11	0	1,169
COUNTY TOTAL:	926	76	150	0	0	6	0	11	0	1,169
MARSHALL										
PROBATION	100	0	0	0	0	0	0	0	0	100
COUNTY TOTAL:	100	0	0	0	0	0	0	0	0	100
MARTIN										
PROBATION	1	0	0	0	0	0	0	0	0	1
COUNTY TOTAL:	1	0	0	0	0	0	0	0	0	1
MIAMI										
PROBATION	49	1	0	0	0	0	4	0	0	54
COUNTY TOTAL:	49	1	0	0	0	0	4	0	0	54
MONROE										
PROBATION	50	15	2	0	0	0	1	0	0	68
COUNTY TOTAL:	50	15	2	0	0	0	1	0	0	68
MONTGOMERY										
PROBATION	31	0	0	0	0	0	0	0	0	31
COUNTY TOTAL:	31	0	0	0	0	0	0	0	0	31
MORGAN										
PROBATION	68	3	2	0	0	0	0	0	5	78
COUNTY TOTAL:	68	3	2	0	0	0	0	0	5	78
NEWTON										
PROBATION	27	0	0	0	0	0	0	0	0	27
COUNTY TOTAL:	27	0	0	0	0	0	0	0	0	27

JUVENILE PROBATION
STATUS ON PENDING SUPERVISIONS

	STAND SUP	MODIFIED & PLACED				TRANS PROGRAM	INTRA-STATE	INTER-STATE	OTHER	TOTAL
		IN-STATE TECH VIOL	IN-STATE NEW OFF	OUT-STATE TECH VIOL	OUT-STATE NEW OFF					
NOBLE										
PROBATION	47	0	0	0	0	0	0	0	0	47
COUNTY TOTAL:	47	0	0	0	0	0	0	0	0	47
OHIO										
PROBATION	8	0	0	0	0	0	0	0	0	8
COUNTY TOTAL:	8	0	0	0	0	0	0	0	0	8
ORANGE										
PROBATION	27	0	0	0	0	0	0	0	0	27
COUNTY TOTAL:	27	0	0	0	0	0	0	0	0	27
OWEN										
PROBATION	56	0	0	0	0	0	1	0	0	57
COUNTY TOTAL:	56	0	0	0	0	0	1	0	0	57
PARKE										
PROBATION	26	0	0	0	0	0	0	0	0	26
COUNTY TOTAL:	26	0	0	0	0	0	0	0	0	26
PERRY										
PROBATION	38	3	0	0	0	0	3	0	0	44
COUNTY TOTAL:	38	3	0	0	0	0	3	0	0	44
PIKE										
PROBATION	9	2	0	0	0	0	1	0	0	12
COUNTY TOTAL:	9	2	0	0	0	0	1	0	0	12
PORTER										
JUVENILE PROBATION	1,290	12	11	0	0	0	0	0	0	1,313
COUNTY TOTAL:	1,290	12	11	0	0	0	0	0	0	1,313
POSEY										
PROBATION	36	0	0	0	0	0	0	0	0	36
COUNTY TOTAL:	36	0	0	0	0	0	0	0	0	36
PULASKI										
PROBATION	17	2	0	0	0	0	0	0	0	19
COUNTY TOTAL:	17	2	0	0	0	0	0	0	0	19
PUTNAM										
JUVENILE PROBATION	297	0	0	0	0	0	1	0	0	298
COUNTY TOTAL:	297	0	0	0	0	0	1	0	0	298
RANDOLPH										
PROBATION	43	0	0	0	0	0	0	0	0	43
COUNTY TOTAL:	43	0	0	0	0	0	0	0	0	43
RIPLEY										
PROBATION	52	0	0	0	0	0	1	0	0	53
COUNTY TOTAL:	52	0	0	0	0	0	1	0	0	53
RUSH										
PROBATION	30	0	0	0	0	0	0	0	0	30
COUNTY TOTAL:	30	0	0	0	0	0	0	0	0	30

JUVENILE PROBATION
STATUS ON PENDING SUPERVISIONS

	STAND SUP	MODIFIED & PLACED				TRANS PROGRAM	INTRA-STATE	INTER-STATE	OTHER	TOTAL
		IN-STATE TECH VIOL	IN-STATE NEW OFF	OUT-STATE TECH VIOL	OUT-STATE NEW OFF					
ST. JOSEPH										
JUVENILE PROBATION	1,898	0	0	0	0	10	1	1	0	1,910
COUNTY TOTAL:	1,898	0	0	0	0	10	1	1	0	1,910
SCOTT										
PROBATION	83	0	0	0	0	0	0	0	0	83
COUNTY TOTAL:	83	0	0	0	0	0	0	0	0	83
SHELBY										
PROBATION	116	0	0	0	0	0	1	0	0	117
COUNTY TOTAL:	116	0	0	0	0	0	1	0	0	117
SPENCER										
PROBATION	49	0	0	0	0	0	0	0	0	49
COUNTY TOTAL:	49	0	0	0	0	0	0	0	0	49
STARKE										
PROBATION	42	0	1	1	0	0	1	0	0	45
COUNTY TOTAL:	42	0	1	1	0	0	1	0	0	45
STEUBEN										
PROBATION	93	0	0	0	0	0	0	0	0	93
COUNTY TOTAL:	93	0	0	0	0	0	0	0	0	93
SULLIVAN										
PROBATION	38	0	0	0	0	0	0	0	0	38
COUNTY TOTAL:	38	0	0	0	0	0	0	0	0	38
SWITZERLAND										
PROBATION	3	0	0	0	0	0	0	1	0	4
COUNTY TOTAL:	3	0	0	0	0	0	0	1	0	4
TIPPECANOE										
PROBATION	102	25	10	0	0	0	0	0	0	137
COUNTY TOTAL:	102	25	10	0	0	0	0	0	0	137
TIPTON										
PROBATION	22	0	0	0	0	0	0	0	0	22
COUNTY TOTAL:	22	0	0	0	0	0	0	0	0	22
UNION										
PROBATION	6	0	0	0	0	0	0	0	0	6
COUNTY TOTAL:	6	0	0	0	0	0	0	0	0	6
VANDERBURGH										
PROBATION	164	0	0	0	0	0	0	0	5	169
COUNTY TOTAL:	164	0	0	0	0	0	0	0	5	169
VERMILLION										
PROBATION	7	0	0	0	0	0	0	0	0	7
COUNTY TOTAL:	7	0	0	0	0	0	0	0	0	7
VIGO										
JUVENILE PROBATION	342	0	0	3	0	0	0	0	0	345
COUNTY TOTAL:	342	0	0	3	0	0	0	0	0	345

JUVENILE PROBATION
STATUS ON PENDING SUPERVISIONS

	STAND SUP	MODIFIED & PLACED				TRANS PROGRAM	INTRA-STATE	INTER-STATE	OTHER	TOTAL
		IN-STATE TECH VIOL	IN-STATE NEW OFF	OUT-STATE TECH VIOL	OUT-STATE NEW OFF					
WABASH										
PROBATION	70	2	1	0	0	0	0	0	0	73
COUNTY TOTAL:	70	2	1	0	0	0	0	0	0	73
WARREN										
PROBATION	12	0	0	0	0	0	0	0	0	12
COUNTY TOTAL:	12	0	0	0	0	0	0	0	0	12
WARRICK										
PROBATION	80	1	0	0	0	0	0	0	0	81
COUNTY TOTAL:	80	1	0	0	0	0	0	0	0	81
WASHINGTON										
PROBATION	30	0	0	0	0	0	0	0	0	30
COUNTY TOTAL:	30	0	0	0	0	0	0	0	0	30
WAYNE										
PROBATION	46	0	0	0	0	0	0	0	0	46
COUNTY TOTAL:	46	0	0	0	0	0	0	0	0	46
WELLS										
PROBATION	31	0	0	0	0	0	1	0	0	32
COUNTY TOTAL:	31	0	0	0	0	0	1	0	0	32
WHITE										
PROBATION	40	0	0	0	0	0	0	0	0	40
COUNTY TOTAL:	40	0	0	0	0	0	0	0	0	40
WHITLEY										
PROBATION	54	0	0	0	0	0	0	0	0	54
COUNTY TOTAL:	54	0	0	0	0	0	0	0	0	54
STATE TOTALS										
GRAND TOTAL CIRCUIT, SUPERIOR & PROBATE:	12,721	340	327	15	7	27	44	25	23	13,529
GRAND TOTAL:	12,721	340	327	15	7	27	44	25	23	13,529

PROBATIONER SUPERVISION LEVEL
JUVENILE CASES PENDING 12/31/2014

	HIGH	MEDIUM	LOW	ADMIN	TOTAL
ADAMS					
PROBATION	12	17	14	0	43
COUNTY TOTAL:	12	17	14	0	43
ALLEN					
JUVENILE PROBATION	41	218	107	317	683
COUNTY TOTAL:	41	218	107	317	683
BARTHOLOMEW					
PROBATION	23	38	41	0	102
COUNTY TOTAL:	23	38	41	0	102
BENTON					
PROBATION	31	10	11	0	52
COUNTY TOTAL:	31	10	11	0	52
BLACKFORD					
PROBATION	6	4	8	0	18
COUNTY TOTAL:	6	4	8	0	18
BOONE					
PROBATION	25	48	85	46	204
COUNTY TOTAL:	25	48	85	46	204
BROWN					
PROBATION	7	5	2	16	30
COUNTY TOTAL:	7	5	2	16	30
CARROLL					
PROBATION	0	3	36	0	39
COUNTY TOTAL:	0	3	36	0	39
CASS					
JUVENILE PROBATION	4	50	33	0	87
COUNTY TOTAL:	4	50	33	0	87
CLARK					
PROBATION	11	49	33	3	96
COUNTY TOTAL:	11	49	33	3	96
CLAY					
PROBATION	2	10	32	32	76
COUNTY TOTAL:	2	10	32	32	76
CLINTON					
PROBATION	4	8	4	3	19
COUNTY TOTAL:	4	8	4	3	19
CRAWFORD					
PROBATION	0	0	12	0	12
COUNTY TOTAL:	0	0	12	0	12
DAVISS					
PROBATION	5	18	36	3	62
COUNTY TOTAL:	5	18	36	3	62

PROBATIONER SUPERVISION LEVEL
JUVENILE CASES PENDING 12/31/2014

	HIGH	MEDIUM	LOW	ADMIN	TOTAL
DEARBORN					
PROBATION	49	43	69	0	161
COUNTY TOTAL:	49	43	69	0	161
DECATUR					
JUVENILE PROBATION	1	3	66	8	78
COUNTY TOTAL:	1	3	66	8	78
DEKALB					
PROBATION	22	14	19	0	55
COUNTY TOTAL:	22	14	19	0	55
DELAWARE					
JUVENILE PROBATION	67	150	120	0	337
COUNTY TOTAL:	67	150	120	0	337
DUBOIS					
PROBATION	20	45	89	0	154
COUNTY TOTAL:	20	45	89	0	154
ELKHART					
JUVENILE PROBATION	23	96	165	224	508
COUNTY TOTAL:	23	96	165	224	508
FAYETTE					
PROBATION	8	30	3	0	41
COUNTY TOTAL:	8	30	3	0	41
FLOYD					
PROBATION	19	72	54	1	146
COUNTY TOTAL:	19	72	54	1	146
FOUNTAIN					
PROBATION	1	0	1	1	3
COUNTY TOTAL:	1	0	1	1	3
FRANKLIN					
PROBATION	7	14	28	0	49
COUNTY TOTAL:	7	14	28	0	49
FULTON					
PROBATION	7	3	12	0	22
COUNTY TOTAL:	7	3	12	0	22
GIBSON					
PROBATION	2	3	14	0	19
COUNTY TOTAL:	2	3	14	0	19
GRANT					
PROBATION	20	51	25	2	98
COUNTY TOTAL:	20	51	25	2	98
GREENE					
PROBATION	7	14	22	0	43
COUNTY TOTAL:	7	14	22	0	43
HAMILTON					
PROBATION	3	24	214	27	268
COUNTY TOTAL:	3	24	214	27	268

PROBATIONER SUPERVISION LEVEL
JUVENILE CASES PENDING 12/31/2014

	HIGH	MEDIUM	LOW	ADMIN	TOTAL
HANCOCK					
PROBATION	16	23	28	2	69
COUNTY TOTAL:	16	23	28	2	69
HARRISON					
JUVENILE PROBATION	11	45	11	0	67
COUNTY TOTAL:	11	45	11	0	67
HENDRICKS					
PROBATION	0	20	172	0	192
COUNTY TOTAL:	0	20	172	0	192
HENRY					
PROBATION	9	30	24	0	63
COUNTY TOTAL:	9	30	24	0	63
HOWARD					
PROBATION	5	27	13	45	90
COUNTY TOTAL:	5	27	13	45	90
HUNTINGTON					
PROBATION	18	20	38	1	77
COUNTY TOTAL:	18	20	38	1	77
JACKSON					
PROBATION	4	18	24	17	63
COUNTY TOTAL:	4	18	24	17	63
JASPER					
PROBATION	1	6	20	0	27
COUNTY TOTAL:	1	6	20	0	27
JAY					
PROBATION	1	14	10	0	25
COUNTY TOTAL:	1	14	10	0	25
JEFFERSON					
PROBATION	15	35	43	4	97
COUNTY TOTAL:	15	35	43	4	97
JENNINGS					
PROBATION	4	4	99	31	138
COUNTY TOTAL:	4	4	99	31	138
JOHNSON					
PROBATION	13	29	48	108	198
COUNTY TOTAL:	13	29	48	108	198
KNOX					
PROBATION	40	37	36	5	118
COUNTY TOTAL:	40	37	36	5	118
KOSCIUSKO					
PROBATION	11	3	51	1	66
COUNTY TOTAL:	11	3	51	1	66
LAGRANGE					
PROBATION	9	6	58	0	73
COUNTY TOTAL:	9	6	58	0	73

PROBATIONER SUPERVISION LEVEL
JUVENILE CASES PENDING 12/31/2014

	HIGH	MEDIUM	LOW	ADMIN	TOTAL
LAKE					
JUVENILE PROBATION	40	16	376	197	629
COUNTY TOTAL:	40	16	376	197	629
LAPORTE					
JUVENILE PROBATION	13	28	18	24	83
COUNTY TOTAL:	13	28	18	24	83
LAWRENCE					
PROBATION	12	30	60	10	112
COUNTY TOTAL:	12	30	60	10	112
MADISON					
JUVENILE PROBATION	5	40	75	130	250
COUNTY TOTAL:	5	40	75	130	250
MARION					
PROBATION	112	236	251	242	841
COUNTY TOTAL:	112	236	251	242	841
MARSHALL					
PROBATION	0	0	78	22	100
COUNTY TOTAL:	0	0	78	22	100
MARTIN					
PROBATION	1	0	0	0	1
COUNTY TOTAL:	1	0	0	0	1
MIAMI					
PROBATION	16	14	11	13	54
COUNTY TOTAL:	16	14	11	13	54
MONROE					
PROBATION	16	26	23	0	65
COUNTY TOTAL:	16	26	23	0	65
MONTGOMERY					
PROBATION	9	14	8	0	31
COUNTY TOTAL:	9	14	8	0	31
MORGAN					
PROBATION	6	28	24	5	63
COUNTY TOTAL:	6	28	24	5	63
NEWTON					
PROBATION	2	1	24	0	27
COUNTY TOTAL:	2	1	24	0	27
NOBLE					
PROBATION	8	15	24	0	47
COUNTY TOTAL:	8	15	24	0	47
OHIO					
PROBATION	2	5	1	0	8
COUNTY TOTAL:	2	5	1	0	8
ORANGE					
PROBATION	4	12	11	0	27
COUNTY TOTAL:	4	12	11	0	27

PROBATIONER SUPERVISION LEVEL
JUVENILE CASES PENDING 12/31/2014

	HIGH	MEDIUM	LOW	ADMIN	TOTAL
OWEN					
PROBATION	5	28	20	4	57
COUNTY TOTAL:	5	28	20	4	57
PARKE					
PROBATION	5	10	10	1	26
COUNTY TOTAL:	5	10	10	1	26
PERRY					
PROBATION	0	9	23	12	44
COUNTY TOTAL:	0	9	23	12	44
PIKE					
PROBATION	0	1	4	3	8
COUNTY TOTAL:	0	1	4	3	8
PORTER					
JUVENILE PROBATION	79	181	328	725	1,313
COUNTY TOTAL:	79	181	328	725	1,313
POSEY					
PROBATION	8	14	8	6	36
COUNTY TOTAL:	8	14	8	6	36
PULASKI					
PROBATION	2	12	5	0	19
COUNTY TOTAL:	2	12	5	0	19
PUTNAM					
JUVENILE PROBATION	17	56	108	117	298
COUNTY TOTAL:	17	56	108	117	298
RANDOLPH					
PROBATION	2	16	23	2	43
COUNTY TOTAL:	2	16	23	2	43
RIPLEY					
PROBATION	2	18	32	1	53
COUNTY TOTAL:	2	18	32	1	53
RUSH					
PROBATION	2	19	9	0	30
COUNTY TOTAL:	2	19	9	0	30
ST. JOSEPH					
JUVENILE PROBATION	97	107	193	1,269	1,666
COUNTY TOTAL:	97	107	193	1,269	1,666
SCOTT					
PROBATION	5	45	33	0	83
COUNTY TOTAL:	5	45	33	0	83
SHELBY					
PROBATION	11	58	44	4	117
COUNTY TOTAL:	11	58	44	4	117
SPENCER					
PROBATION	0	25	24	0	49
COUNTY TOTAL:	0	25	24	0	49

PROBATIONER SUPERVISION LEVEL
JUVENILE CASES PENDING 12/31/2014

	HIGH	MEDIUM	LOW	ADMIN	TOTAL
STARKE					
PROBATION	1	19	22	3	45
COUNTY TOTAL:	1	19	22	3	45
STEUBEN					
PROBATION	0	13	80	0	93
COUNTY TOTAL:	0	13	80	0	93
SULLIVAN					
PROBATION	6	14	18	0	38
COUNTY TOTAL:	6	14	18	0	38
SWITZERLAND					
PROBATION	0	2	1	1	4
COUNTY TOTAL:	0	2	1	1	4
TIPPECANOE					
PROBATION	0	12	4	128	144
COUNTY TOTAL:	0	12	4	128	144
TIPTON					
PROBATION	0	21	1	0	22
COUNTY TOTAL:	0	21	1	0	22
UNION					
PROBATION	0	6	0	0	6
COUNTY TOTAL:	0	6	0	0	6
VANDERBURGH					
PROBATION	25	45	99	0	169
COUNTY TOTAL:	25	45	99	0	169
VERMILLION					
PROBATION	1	2	4	0	7
COUNTY TOTAL:	1	2	4	0	7
VIGO					
JUVENILE PROBATION	19	142	154	30	345
COUNTY TOTAL:	19	142	154	30	345
WABASH					
PROBATION	7	31	32	87	157
COUNTY TOTAL:	7	31	32	87	157
WARREN					
PROBATION	0	2	9	1	12
COUNTY TOTAL:	0	2	9	1	12
WARRICK					
PROBATION	0	48	33	0	81
COUNTY TOTAL:	0	48	33	0	81
WASHINGTON					
PROBATION	3	11	15	0	29
COUNTY TOTAL:	3	11	15	0	29
WAYNE					
PROBATION	9	23	13	1	46
COUNTY TOTAL:	9	23	13	1	46

PROBATIONER SUPERVISION LEVEL
JUVENILE CASES PENDING 12/31/2014

	HIGH	MEDIUM	LOW	ADMIN	TOTAL
WELLS					
PROBATION	2	21	8	1	32
COUNTY TOTAL:	2	21	8	1	32
WHITE					
PROBATION	5	7	27	0	39
COUNTY TOTAL:	5	7	27	0	39
WHITLEY					
PROBATION	2	9	11	0	22
COUNTY TOTAL:	2	9	11	0	22
STATE TOTALS					
GRAND TOTAL CIRCUIT, SUPERIOR & PROBATE:	1,145	2,849	4,409	3,936	12,339
GRAND TOTAL:	1,145	2,849	4,409	3,936	12,339

CONVICTED OF SUBSTANCE OR SEX OFFENSE IN 2014
JUVENILE CASES

	SUBSTANCE OFFENSE	SEX OFFENSE
ADAMS		
PROBATION	11	2
COUNTY TOTAL:	11	2
ALLEN		
JUVENILE PROBATION	26	4
COUNTY TOTAL:	26	4
BARTHOLOMEW		
PROBATION	21	1
COUNTY TOTAL:	21	1
BENTON		
PROBATION	15	1
COUNTY TOTAL:	15	1
BLACKFORD		
PROBATION	2	3
COUNTY TOTAL:	2	3
BOONE		
PROBATION	41	1
COUNTY TOTAL:	41	1
BROWN		
PROBATION	16	0
COUNTY TOTAL:	16	0
CARROLL		
PROBATION	7	1
COUNTY TOTAL:	7	1
CASS		
JUVENILE PROBATION	31	1
COUNTY TOTAL:	31	1
CLARK		
PROBATION	31	2
COUNTY TOTAL:	31	2
CLAY		
PROBATION	5	1
COUNTY TOTAL:	5	1
CLINTON		
PROBATION	14	0
COUNTY TOTAL:	14	0
CRAWFORD		
PROBATION	6	0
COUNTY TOTAL:	6	0
DAVISS		
PROBATION	7	0
COUNTY TOTAL:	7	0

CONVICTED OF SUBSTANCE OR SEX OFFENSE IN 2014
JUVENILE CASES

	SUBSTANCE OFFENSE	SEX OFFENSE
DEARBORN		
PROBATION	63	4
COUNTY TOTAL:	63	4
DECATUR		
JUVENILE PROBATION	15	1
COUNTY TOTAL:	15	1
DEKALB		
PROBATION	37	15
COUNTY TOTAL:	37	15
DELAWARE		
JUVENILE PROBATION	17	10
COUNTY TOTAL:	17	10
DUBOIS		
PROBATION	30	4
COUNTY TOTAL:	30	4
ELKHART		
JUVENILE PROBATION	62	19
COUNTY TOTAL:	62	19
FAYETTE		
PROBATION	10	1
COUNTY TOTAL:	10	1
FLOYD		
PROBATION	45	0
COUNTY TOTAL:	45	0
FOUNTAIN		
PROBATION	2	1
COUNTY TOTAL:	2	1
FRANKLIN		
PROBATION	24	1
COUNTY TOTAL:	24	1
FULTON		
PROBATION	12	1
COUNTY TOTAL:	12	1
GIBSON		
PROBATION	37	0
COUNTY TOTAL:	37	0
GRANT		
PROBATION	68	9
COUNTY TOTAL:	68	9
GREENE		
PROBATION	10	0
COUNTY TOTAL:	10	0

CONVICTED OF SUBSTANCE OR SEX OFFENSE IN 2014
JUVENILE CASES

	SUBSTANCE OFFENSE	SEX OFFENSE
HAMILTON		
PROBATION	244	6
COUNTY TOTAL:	244	6
HANCOCK		
PROBATION	31	2
COUNTY TOTAL:	31	2
HARRISON		
JUVENILE PROBATION	17	4
COUNTY TOTAL:	17	4
HENDRICKS		
PROBATION	113	4
COUNTY TOTAL:	113	4
HENRY		
PROBATION	25	3
COUNTY TOTAL:	25	3
HOWARD		
PROBATION	13	0
COUNTY TOTAL:	13	0
HUNTINGTON		
PROBATION	5	3
COUNTY TOTAL:	5	3
JACKSON		
PROBATION	8	2
COUNTY TOTAL:	8	2
JASPER		
PROBATION	3	0
COUNTY TOTAL:	3	0
JAY		
PROBATION	6	0
COUNTY TOTAL:	6	0
JEFFERSON		
PROBATION	10	0
COUNTY TOTAL:	10	0
JENNINGS		
PROBATION	6	0
COUNTY TOTAL:	6	0
JOHNSON		
PROBATION	16	1
COUNTY TOTAL:	16	1
KNOX		
PROBATION	22	1
COUNTY TOTAL:	22	1

CONVICTED OF SUBSTANCE OR SEX OFFENSE IN 2014
JUVENILE CASES

	SUBSTANCE OFFENSE	SEX OFFENSE
KOSCIUSKO		
PROBATION	0	0
COUNTY TOTAL:	0	0
LAGRANGE		
PROBATION	109	1
COUNTY TOTAL:	109	1
LAKE		
JUVENILE PROBATION	240	3
COUNTY TOTAL:	240	3
LAPORTE		
JUVENILE PROBATION	18	1
COUNTY TOTAL:	18	1
LAWRENCE		
PROBATION	26	0
COUNTY TOTAL:	26	0
MADISON		
JUVENILE PROBATION	26	4
COUNTY TOTAL:	26	4
MARION		
PROBATION	110	34
COUNTY TOTAL:	110	34
MARSHALL		
PROBATION	7	0
COUNTY TOTAL:	7	0
MARTIN		
PROBATION	8	0
COUNTY TOTAL:	8	0
MIAMI		
PROBATION	18	0
COUNTY TOTAL:	18	0
MONROE		
PROBATION	30	5
COUNTY TOTAL:	30	5
MONTGOMERY		
PROBATION	13	5
COUNTY TOTAL:	13	5
MORGAN		
PROBATION	40	1
COUNTY TOTAL:	40	1
NEWTON		
PROBATION	23	0
COUNTY TOTAL:	23	0

CONVICTED OF SUBSTANCE OR SEX OFFENSE IN 2014
JUVENILE CASES

	SUBSTANCE OFFENSE	SEX OFFENSE
NOBLE		
PROBATION	10	3
COUNTY TOTAL:	10	3
OHIO		
PROBATION	2	0
COUNTY TOTAL:	2	0
ORANGE		
PROBATION	3	0
COUNTY TOTAL:	3	0
OWEN		
PROBATION	16	1
COUNTY TOTAL:	16	1
PARKE		
PROBATION	5	1
COUNTY TOTAL:	5	1
PERRY		
PROBATION	10	0
COUNTY TOTAL:	10	0
PIKE		
PROBATION	4	0
COUNTY TOTAL:	4	0
PORTER		
JUVENILE PROBATION	21	3
COUNTY TOTAL:	21	3
POSEY		
PROBATION	12	0
COUNTY TOTAL:	12	0
PULASKI		
PROBATION	13	0
COUNTY TOTAL:	13	0
PUTNAM		
JUVENILE PROBATION	12	1
COUNTY TOTAL:	12	1
RANDOLPH		
PROBATION	3	0
COUNTY TOTAL:	3	0
RIPLEY		
PROBATION	17	0
COUNTY TOTAL:	17	0
RUSH		
PROBATION	14	1
COUNTY TOTAL:	14	1

CONVICTED OF SUBSTANCE OR SEX OFFENSE IN 2014
JUVENILE CASES

	SUBSTANCE OFFENSE	SEX OFFENSE
ST. JOSEPH		
JUVENILE PROBATION	6	0
COUNTY TOTAL:	6	0
SCOTT		
PROBATION	9	0
COUNTY TOTAL:	9	0
SHELBY		
PROBATION	36	2
COUNTY TOTAL:	36	2
SPENCER		
PROBATION	20	0
COUNTY TOTAL:	20	0
STARKE		
PROBATION	9	0
COUNTY TOTAL:	9	0
STEUBEN		
PROBATION	32	1
COUNTY TOTAL:	32	1
SULLIVAN		
PROBATION	10	0
COUNTY TOTAL:	10	0
SWITZERLAND		
PROBATION	5	0
COUNTY TOTAL:	5	0
TIPPECANOE		
PROBATION	16	5
COUNTY TOTAL:	16	5
TIPTON		
PROBATION	0	0
COUNTY TOTAL:	0	0
UNION		
PROBATION	5	0
COUNTY TOTAL:	5	0
VANDERBURGH		
PROBATION	45	12
COUNTY TOTAL:	45	12
VERMILLION		
PROBATION	0	0
COUNTY TOTAL:	0	0
VIGO		
JUVENILE PROBATION	11	4
COUNTY TOTAL:	11	4

CONVICTED OF SUBSTANCE OR SEX OFFENSE IN 2014
JUVENILE CASES

	SUBSTANCE OFFENSE	SEX OFFENSE
WABASH		
PROBATION	25	6
COUNTY TOTAL:	25	6
WARREN		
PROBATION	0	0
COUNTY TOTAL:	0	0
WARRICK		
PROBATION	58	5
COUNTY TOTAL:	58	5
WASHINGTON		
PROBATION	13	5
COUNTY TOTAL:	13	5
WAYNE		
PROBATION	23	2
COUNTY TOTAL:	23	2
WELLS		
PROBATION	8	1
COUNTY TOTAL:	8	1
WHITE		
PROBATION	27	0
COUNTY TOTAL:	27	0
WHITLEY		
PROBATION	35	2
COUNTY TOTAL:	35	2
STATE TOTALS		
GRAND TOTAL CIRCUIT, SUPERIOR & PROBATE:	2,387	218
GRAND TOTAL:	2,387	218

COMPLETED REPORTS
JUVENILE

	PREDISPOSITIONAL REPORTS	PROGRESS REPORTS
<hr/>		
ADAMS		
PROBATION	0	0
COUNTY TOTAL:	0	0
<hr/>		
ALLEN		
JUVENILE PROBATION	981	423
COUNTY TOTAL:	981	423
<hr/>		
BARTHOLOMEW		
PROBATION	60	0
COUNTY TOTAL:	60	0
<hr/>		
BENTON		
PROBATION	26	14
COUNTY TOTAL:	26	14
<hr/>		
BLACKFORD		
PROBATION	5	0
COUNTY TOTAL:	5	0
<hr/>		
BOONE		
PROBATION	66	280
COUNTY TOTAL:	66	280
<hr/>		
BROWN		
PROBATION	3	7
COUNTY TOTAL:	3	7
<hr/>		
CARROLL		
PROBATION	7	18
COUNTY TOTAL:	7	18
<hr/>		
CASS		
JUVENILE PROBATION	5	341
COUNTY TOTAL:	5	341
<hr/>		
CLARK		
PROBATION	27	0
COUNTY TOTAL:	27	0
<hr/>		
CLAY		
PROBATION	3	2
COUNTY TOTAL:	3	2
<hr/>		
CLINTON		
PROBATION	0	0
COUNTY TOTAL:	0	0
<hr/>		
CRAWFORD		
PROBATION	0	0
COUNTY TOTAL:	0	0
<hr/>		
DAVISS		
PROBATION	4	0
COUNTY TOTAL:	4	0

COMPLETED REPORTS
JUVENILE

	PREDISPOSITIONAL REPORTS	PROGRESS REPORTS
DEARBORN		
PROBATION	126	132
COUNTY TOTAL:	126	132
DECATUR		
JUVENILE PROBATION	59	0
COUNTY TOTAL:	59	0
DEKALB		
PROBATION	19	102
COUNTY TOTAL:	19	102
DELAWARE		
JUVENILE PROBATION	124	73
COUNTY TOTAL:	124	73
DUBOIS		
PROBATION	77	24
COUNTY TOTAL:	77	24
ELKHART		
JUVENILE PROBATION	148	705
COUNTY TOTAL:	148	705
FAYETTE		
PROBATION	7	170
COUNTY TOTAL:	7	170
FLOYD		
PROBATION	0	0
COUNTY TOTAL:	0	0
FOUNTAIN		
PROBATION	2	0
COUNTY TOTAL:	2	0
FRANKLIN		
PROBATION	4	6
COUNTY TOTAL:	4	6
FULTON		
PROBATION	11	8
COUNTY TOTAL:	11	8
GIBSON		
PROBATION	14	10
COUNTY TOTAL:	14	10
GRANT		
PROBATION	727	122
COUNTY TOTAL:	727	122
GREENE		
PROBATION	6	42
COUNTY TOTAL:	6	42

COMPLETED REPORTS
JUVENILE

	PREDISPOSITIONAL REPORTS	PROGRESS REPORTS
HAMILTON		
PROBATION	0	98
COUNTY TOTAL:	0	98
HANCOCK		
PROBATION	16	0
COUNTY TOTAL:	16	0
HARRISON		
JUVENILE PROBATION	3	2
COUNTY TOTAL:	3	2
HENDRICKS		
PROBATION	0	165
COUNTY TOTAL:	0	165
HENRY		
PROBATION	73	90
COUNTY TOTAL:	73	90
HOWARD		
PROBATION	89	209
COUNTY TOTAL:	89	209
HUNTINGTON		
PROBATION	47	0
COUNTY TOTAL:	47	0
JACKSON		
PROBATION	30	16
COUNTY TOTAL:	30	16
JASPER		
PROBATION	14	0
COUNTY TOTAL:	14	0
JAY		
PROBATION	17	1
COUNTY TOTAL:	17	1
JEFFERSON		
PROBATION	0	0
COUNTY TOTAL:	0	0
JENNINGS		
PROBATION	1	0
COUNTY TOTAL:	1	0
JOHNSON		
PROBATION	885	660
COUNTY TOTAL:	885	660
KNOX		
PROBATION	151	0
COUNTY TOTAL:	151	0

COMPLETED REPORTS
JUVENILE

	PREDISPOSITIONAL REPORTS	PROGRESS REPORTS
KOSCIUSKO		
PROBATION	116	0
COUNTY TOTAL:	116	0
LAGRANGE		
PROBATION	0	42
COUNTY TOTAL:	0	42
LAKE		
JUVENILE PROBATION	145	681
COUNTY TOTAL:	145	681
LAPORTE		
JUVENILE PROBATION	189	611
COUNTY TOTAL:	189	611
LAWRENCE		
PROBATION	35	16
COUNTY TOTAL:	35	16
MADISON		
JUVENILE PROBATION	407	337
COUNTY TOTAL:	407	337
MARION		
PROBATION	2,041	1,511
COUNTY TOTAL:	2,041	1,511
MARSHALL		
PROBATION	80	5
COUNTY TOTAL:	80	5
MARTIN		
PROBATION	0	5
COUNTY TOTAL:	0	5
MIAMI		
PROBATION	2	14
COUNTY TOTAL:	2	14
MONROE		
PROBATION	45	154
COUNTY TOTAL:	45	154
MONTGOMERY		
PROBATION	6	29
COUNTY TOTAL:	6	29
MORGAN		
PROBATION	24	0
COUNTY TOTAL:	24	0
NEWTON		
PROBATION	1	0
COUNTY TOTAL:	1	0

COMPLETED REPORTS
JUVENILE

	PREDISPOSITIONAL REPORTS	PROGRESS REPORTS
NOBLE		
PROBATION	9	0
COUNTY TOTAL:	9	0
OHIO		
PROBATION	4	6
COUNTY TOTAL:	4	6
ORANGE		
PROBATION	1	0
COUNTY TOTAL:	1	0
OWEN		
PROBATION	2	0
COUNTY TOTAL:	2	0
PARKE		
PROBATION	12	0
COUNTY TOTAL:	12	0
PERRY		
PROBATION	15	0
COUNTY TOTAL:	15	0
PIKE		
PROBATION	0	6
COUNTY TOTAL:	0	6
PORTER		
JUVENILE PROBATION	245	147
COUNTY TOTAL:	245	147
POSEY		
PROBATION	11	21
COUNTY TOTAL:	11	21
PULASKI		
PROBATION	4	26
COUNTY TOTAL:	4	26
PUTNAM		
JUVENILE PROBATION	54	42
COUNTY TOTAL:	54	42
RANDOLPH		
PROBATION	25	58
COUNTY TOTAL:	25	58
RIPLEY		
PROBATION	24	285
COUNTY TOTAL:	24	285
RUSH		
PROBATION	12	12
COUNTY TOTAL:	12	12

COMPLETED REPORTS
JUVENILE

	PREDISPOSITIONAL REPORTS	PROGRESS REPORTS
ST. JOSEPH		
JUVENILE PROBATION	209	955
COUNTY TOTAL:	209	955
SCOTT		
PROBATION	21	48
COUNTY TOTAL:	21	48
SHELBY		
PROBATION	79	51
COUNTY TOTAL:	79	51
SPENCER		
PROBATION	1	2
COUNTY TOTAL:	1	2
STARKE		
PROBATION	13	6
COUNTY TOTAL:	13	6
STEUBEN		
PROBATION	16	0
COUNTY TOTAL:	16	0
SULLIVAN		
PROBATION	14	12
COUNTY TOTAL:	14	12
SWITZERLAND		
PROBATION	0	0
COUNTY TOTAL:	0	0
TIPPECANOE		
PROBATION	80	936
COUNTY TOTAL:	80	936
TIPTON		
PROBATION	2	4
COUNTY TOTAL:	2	4
UNION		
PROBATION	3	13
COUNTY TOTAL:	3	13
VANDERBURGH		
PROBATION	443	251
COUNTY TOTAL:	443	251
VERMILLION		
PROBATION	20	0
COUNTY TOTAL:	20	0
VIGO		
JUVENILE PROBATION	107	175
COUNTY TOTAL:	107	175

COMPLETED REPORTS
JUVENILE

	PREDISPOSITIONAL REPORTS	PROGRESS REPORTS
WABASH		
PROBATION	36	334
COUNTY TOTAL:	36	334
WARREN		
PROBATION	2	0
COUNTY TOTAL:	2	0
WARRICK		
PROBATION	8	15
COUNTY TOTAL:	8	15
WASHINGTON		
PROBATION	9	36
COUNTY TOTAL:	9	36
WAYNE		
PROBATION	29	0
COUNTY TOTAL:	29	0
WELLS		
PROBATION	30	32
COUNTY TOTAL:	30	32
WHITE		
PROBATION	8	12
COUNTY TOTAL:	8	12
WHITLEY		
PROBATION	6	0
COUNTY TOTAL:	6	0
STATE TOTALS		
GRAND TOTAL CIRCUIT, SUPERIOR & PROBATE:	8,482	10,610
GRAND TOTAL:	8,482	10,610

JUVENILE LAW SERVICES REPORT

Juvenile Delinquency –Cases Filed In 2014	314
Juvenile Miscellaneous –Cases Filed In 2014	345
Juvenile Status –Cases Filed In 2014.....	377
Semi-Annual Juvenile Law Services Report – Financial Information 2014	408

Juvenile Delinquency Demographics

Cases Filed for 2014

		0-5		6-9		10-12		13-16		17		18+		Total Race
		M	F	M	F	M	F	M	F	M	F	M	F	
		Adams												
PROBATION	A	0	0	0	0	0	0	0	0	0	0	0	0	0
	AIAN	0	0	0	0	0	0	0	0	0	0	0	0	0
	BAAM	0	0	0	0	0	0	1	0	1	1	0	0	3
	NHOPI	0	0	0	0	0	0	0	0	0	0	0	0	0
	W	0	0	0	0	2	0	29	10	9	5	1	0	56
	MR	0	0	0	0	0	0	0	0	0	0	0	0	0
	O	0	0	0	0	0	0	0	0	0	0	0	0	0
	Total	0		0		2		40		16		1		59
	EH	0		0		0		4		2		0		6
	ENH	0		0		2		36		14		1		53
EUK	0		0		0		0		0		0		0	
Allen														
PROBATION	A	0	0	0	0	0	0	13	1	6	4	0	0	24
	AIAN	0	0	0	0	0	0	0	1	0	0	0	0	1
	BAAM	0	0	7	4	50	15	247	144	62	23	1	1	554
	NHOPI	0	0	0	0	0	0	0	0	0	0	0	0	0
	W	0	0	6	1	44	17	209	121	107	50	2	0	557
	MR	0	0	0	0	0	0	0	0	0	0	0	0	0
	O	0	0	2	0	31	12	122	61	50	18	0	0	296
	Total	0		20		169		919		320		4		1432
	EH	0		0		16		61		32		0		109
	ENH	0		15		111		658		221		4		1009
EUK	0		5		42		200		67		0		314	
Bartholomew														
PROBATION	A	0	0	0	0	0	0	0	0	0	0	0	0	0
	AIAN	0	0	0	0	0	0	0	0	0	0	0	0	0
	BAAM	0	0	0	0	1	0	6	4	0	0	0	0	11
	NHOPI	0	0	0	0	0	0	0	0	0	0	0	0	0
	W	0	0	0	0	7	0	30	13	19	2	0	0	71
	MR	0	0	0	0	2	0	0	1	0	0	0	0	3
	O	0	0	0	0	0	0	0	2	0	0	0	0	2
	Total	0		0		10		56		21		0		87
	EH	0		0		0		2		1		0		3
	ENH	0		0		10		54		20		0		84
EUK	0		0		0		0		0		0		0	

Legend: M=Male, F=Female, AIAN=American Indian or Alaskan Native, A=Asian, BAAM=Black or African American, EH=Ethnicity Hispanic, ENH=Ethnicity Non-Hispanic, EUK=Ethnicity Unknown, MR=Multi Racial, NHOPI=Native Hawaiian or Other Pacific Islander, O=Other, Total=Total By Age, W=White

Juvenile Delinquency Demographics

Cases Filed for 2014

		0-5		6-9		10-12		13-16		17		18+		Total Race
		M	F	M	F	M	F	M	F	M	F	M	F	
		Benton												
PROBATION	A	0	0	0	0	0	0	0	0	0	0	0	0	0
	AIAN	0	0	0	0	0	0	0	0	0	0	0	0	0
	BAAM	0	0	0	0	0	0	0	0	0	0	0	0	0
	NHOPI	0	0	0	0	0	0	0	0	0	0	0	0	0
	W	0	0	0	0	2	0	13	4	4	2	2	0	27
	MR	0	0	0	0	0	0	0	0	0	0	0	0	0
	O	0	0	0	0	0	0	0	0	0	0	0	0	0
	Total	0	0	0	0	2	0	17	4	6	2	2	0	27
	EH	0	0	0	0	0	0	0	0	0	0	0	0	0
	ENH	0	0	0	0	2	0	14	4	5	1	1	0	22
	EUK	0	0	0	0	0	0	3	1	1	1	1	0	5
Blackford														
PROBATION	A	0	0	0	0	0	0	0	0	0	0	0	0	0
	AIAN	0	0	0	0	0	0	0	0	0	0	0	0	0
	BAAM	0	0	0	0	0	0	0	0	0	0	0	0	0
	NHOPI	0	0	0	0	0	0	0	0	0	0	0	0	0
	W	0	0	0	0	0	0	3	1	1	0	0	0	5
	MR	0	0	0	0	0	0	0	0	0	0	0	0	0
	O	0	0	0	0	0	0	0	0	0	0	0	0	0
	Total	0	0	0	0	0	0	4	1	1	0	0	0	5
	EH	0	0	0	0	0	0	0	0	0	0	0	0	0
	ENH	0	0	0	0	0	0	4	1	1	0	0	0	5
	EUK	0	0	0	0	0	0	0	0	0	0	0	0	0
Boone														
PROBATION	A	0	0	0	0	0	0	0	0	0	0	0	0	0
	AIAN	0	0	0	0	0	0	0	0	0	0	0	0	0
	BAAM	0	0	0	0	0	0	1	1	2	0	1	0	5
	NHOPI	0	0	0	0	0	0	0	0	0	0	0	0	0
	W	0	0	3	0	5	0	27	16	16	5	5	1	78
	MR	0	0	0	0	0	0	0	0	0	0	0	0	0
	O	0	0	0	0	1	0	1	1	0	0	0	0	3
	Total	0	0	3	0	6	0	47	16	23	5	7	1	86
	EH	0	0	0	0	0	0	0	0	0	0	0	0	0
	ENH	0	0	0	0	0	0	0	0	0	0	0	0	0
	EUK	0	0	3	0	6	0	47	16	23	5	7	1	86

Legend: M=Male, F=Female, AIAN=American Indian or Alaskan Native, A=Asian, BAAM=Black or African American, EH=Ethnicity Hispanic, ENH=Ethnicity Non-Hispanic, EUK=Ethnicity Unknown, MR=Multi Racial, NHOPI=Native Hawaiian or Other Pacific Islander, O=Other, Total=Total By Age, W=White

Juvenile Delinquency Demographics

Cases Filed for 2014

		0-5		6-9		10-12		13-16		17		18+		Total Race
		M	F	M	F	M	F	M	F	M	F	M	F	
Brown														
PROBATION	A	0	0	0	0	0	0	0	0	0	0	0	0	0
	AIAN	0	0	0	0	0	0	0	0	0	0	0	0	0
	BAAM	0	0	0	0	0	0	0	0	0	0	0	0	0
	NHOPI	0	0	0	0	0	0	0	0	0	0	0	0	0
	W	0	0	0	0	0	1	9	2	4	0	0	0	16
	MR	0	0	0	0	0	0	0	0	0	0	0	0	0
	O	0	0	0	0	0	1	3	1	0	0	0	0	5
	Total	0	0	0	0	2	15	4	0	0	0	0	0	21
	EH	0	0	0	0	0	0	0	0	0	0	0	0	0
	ENH	0	0	0	0	2	2	0	0	0	0	0	0	4
	EUK	0	0	0	0	0	13	4	0	0	0	0	0	17
Carroll														
PROBATION	A	0	0	0	0	0	0	0	0	0	0	0	0	0
	AIAN	0	0	0	0	0	0	0	0	0	0	0	0	0
	BAAM	0	0	0	0	0	0	0	0	0	0	0	0	0
	NHOPI	0	0	0	0	0	0	0	0	0	0	0	0	0
	W	0	0	0	0	0	1	4	3	0	2	0	0	10
	MR	0	0	0	0	0	0	2	0	0	0	0	0	2
	O	0	0	0	0	0	0	0	0	1	0	0	0	1
	Total	0	0	0	0	1	9	3	0	0	0	0	0	13
	EH	0	0	0	0	0	0	1	0	0	0	0	0	1
	ENH	0	0	0	0	1	3	2	0	0	0	0	0	6
	EUK	0	0	0	0	0	6	0	0	0	0	0	0	6
Cass														
PROBATION	A	0	0	0	0	0	0	1	0	0	0	0	0	1
	AIAN	0	0	0	0	0	0	0	0	0	0	0	0	0
	BAAM	0	0	0	0	0	0	1	0	0	0	0	0	1
	NHOPI	0	0	0	0	0	0	0	0	0	0	0	0	0
	W	0	0	0	0	0	0	17	10	11	4	0	0	42
	MR	0	0	0	0	0	0	1	0	0	0	0	0	1
	O	0	0	0	0	0	0	8	0	1	0	0	0	9
	Total	0	0	0	0	0	38	16	0	0	0	0	0	54
	EH	0	0	0	0	0	8	2	0	0	0	0	0	10
	ENH	0	0	0	0	0	29	13	0	0	0	0	0	42
	EUK	0	0	0	0	0	1	1	0	0	0	0	0	2

Legend: M=Male, F=Female, AIAN=American Indian or Alaskan Native, A=Asian, BAAM=Black or African American, EH=Ethnicity Hispanic, ENH=Ethnicity Non-Hispanic, EUK=Ethnicity Unknown, MR=Multi Racial, NHOPI=Native Hawaiian or Other Pacific Islander, O=Other, Total=Total By Age, W=White

Juvenile Delinquency Demographics

Cases Filed for 2014

		0-5		6-9		10-12		13-16		17		18+		Total Race
		M	F	M	F	M	F	M	F	M	F	M	F	
Clark														
PROBATION	A	0	0	0	0	0	0	0	0	0	0	0	0	0
	AIAN	0	0	0	0	0	0	0	0	0	0	0	0	0
	BAAM	0	0	0	0	1	1	8	7	5	1	1	0	24
	NHOPI	0	0	0	0	0	0	0	0	0	0	0	0	0
	W	0	0	1	0	5	2	37	25	21	5	1	1	98
	MR	0	0	0	0	1	0	6	5	0	2	0	1	15
	O	0	0	0	0	0	0	0	0	0	0	0	0	0
	Total	0		1		10		88		34		4		137
	EH	0		0		0		0		0		0		0
	ENH	0		0		0		0		0		0		0
	EUK	0		1		10		88		34		4		137
Clay														
PROBATION	A	0	0	0	0	0	0	0	0	0	0	0	0	0
	AIAN	0	0	0	0	0	0	0	0	0	0	0	0	0
	BAAM	0	0	0	0	0	0	2	0	0	0	0	0	2
	NHOPI	0	0	0	0	0	0	0	0	0	0	0	0	0
	W	0	0	1	0	0	0	13	6	1	2	0	0	23
	MR	0	0	0	0	0	0	0	0	0	0	0	0	0
	O	0	0	0	0	0	0	0	0	0	0	0	0	0
	Total	0		1		0		21		3		0		25
	EH	0		0		0		0		0		0		0
	ENH	0		1		0		21		3		0		25
	EUK	0		0		0		0		0		0		0
Clinton														
PROBATION	A	0	0	0	0	0	0	0	0	0	0	0	0	0
	AIAN	0	0	0	0	0	0	0	0	0	0	0	0	0
	BAAM	0	0	0	0	0	0	0	0	0	0	0	0	0
	NHOPI	0	0	0	0	0	0	0	0	0	0	0	0	0
	W	0	0	0	0	0	0	6	3	1	0	2	2	14
	MR	0	0	0	0	0	0	0	0	0	0	0	0	0
	O	0	0	0	0	0	0	7	1	0	0	0	0	8
	Total	0		0		0		17		1		4		22
	EH	0		0		0		8		0		0		8
	ENH	0		0		0		8		0		3		11
	EUK	0		0		0		1		1		1		3

Legend: M=Male, F=Female, AIAN=American Indian or Alaskan Native, A=Asian, BAAM=Black or African American, EH=Ethnicity Hispanic, ENH=Ethnicity Non-Hispanic, EUK=Ethnicity Unknown, MR=Multi Racial, NHOPI=Native Hawaiian or Other Pacific Islander, O=Other, Total=Total By Age, W=White

Juvenile Delinquency Demographics

Cases Filed for 2014

		0-5		6-9		10-12		13-16		17		18+		Total Race
		M	F	M	F	M	F	M	F	M	F	M	F	
Crawford														
PROBATION	A	0	0	0	0	0	0	0	0	0	0	0	0	0
	AIAN	0	0	0	0	0	0	0	0	0	0	0	0	0
	BAAM	0	0	0	0	0	0	0	0	0	0	0	0	0
	NHOPI	0	0	0	0	0	0	0	0	0	0	0	0	0
	W	0	0	0	0	0	0	18	5	2	0	0	0	25
	MR	0	0	0	0	0	0	0	0	0	0	0	0	0
	O	0	0	0	0	0	0	0	0	0	0	0	0	0
	Total	0	0	0	0	0	0	23	5	2	0	0	0	25
	EH	0	0	0	0	0	0	0	0	0	0	0	0	0
	ENH	0	0	0	0	0	0	0	0	0	0	0	0	0
	EUK	0	0	0	0	0	0	23	5	2	0	0	0	25
Daviess														
PROBATION	A	0	0	0	0	0	0	0	0	0	0	0	0	0
	AIAN	0	0	0	0	0	0	0	0	0	0	0	0	0
	BAAM	0	0	0	0	0	0	1	0	2	0	0	0	3
	NHOPI	0	0	0	0	0	0	0	0	0	0	0	0	0
	W	0	0	0	0	0	0	9	8	3	4	0	0	24
	MR	0	0	0	0	0	0	1	0	1	0	0	0	2
	O	0	0	0	0	0	0	0	0	0	0	2	0	2
	Total	0	0	0	0	0	0	19	8	10	4	2	0	31
	EH	0	0	0	0	0	0	0	0	1	0	2	0	3
	ENH	0	0	0	0	0	0	8	0	8	0	0	0	16
	EUK	0	0	0	0	0	0	11	8	1	0	0	0	12
Dearborn														
PROBATION	A	0	0	0	0	0	0	0	0	0	0	0	0	0
	AIAN	0	0	0	0	0	0	0	0	0	0	0	0	0
	BAAM	0	0	0	0	0	0	2	0	0	0	0	0	2
	NHOPI	0	0	0	0	0	0	0	0	0	0	0	0	0
	W	0	0	0	0	5	2	55	33	13	19	3	5	135
	MR	0	0	0	0	0	0	0	2	0	0	0	0	2
	O	0	0	0	0	0	0	1	0	1	1	0	0	3
	Total	0	0	0	0	7	2	93	33	34	20	8	5	142
	EH	0	0	0	0	0	0	1	0	1	0	0	0	2
	ENH	0	0	0	0	0	0	23	0	11	0	2	0	36
	EUK	0	0	0	0	7	2	69	33	22	0	6	0	104

Legend: M=Male, F=Female, AIAN=American Indian or Alaskan Native, A=Asian, BAAM=Black or African American, EH=Ethnicity Hispanic, ENH=Ethnicity Non-Hispanic, EUK=Ethnicity Unknown, MR=Multi Racial, NHOPI=Native Hawaiian or Other Pacific Islander, O=Other, Total=Total By Age, W=White

Juvenile Delinquency Demographics

Cases Filed for 2014

		0-5		6-9		10-12		13-16		17		18+		Total Race
		M	F	M	F	M	F	M	F	M	F	M	F	
Decatur														
PROBATION	A	0	0	0	0	0	0	0	0	0	0	0	0	0
	AIAN	0	0	0	0	0	0	0	0	0	0	0	0	0
	BAAM	0	0	0	0	0	0	0	0	0	0	0	0	0
	NHOPI	0	0	0	0	0	0	0	0	0	0	0	0	0
	W	0	0	2	0	6	3	40	25	24	3	0	0	103
	MR	0	0	0	0	0	0	0	0	0	0	0	0	0
	O	0	0	0	0	0	0	0	0	0	0	0	0	0
	Total	0	0	2	0	9	3	65	25	27	3	0	0	103
	EH	0	0	0	0	0	0	0	0	0	0	0	0	0
	ENH	0	0	0	0	0	0	0	0	0	0	0	0	0
	EUK	0	0	2	0	9	3	65	25	27	3	0	0	103
DeKalb														
PROBATION	A	0	0	0	0	0	0	0	0	0	0	0	0	0
	AIAN	0	0	0	0	0	0	2	0	0	0	0	0	2
	BAAM	0	0	0	0	0	0	6	0	1	0	0	0	7
	NHOPI	0	0	0	0	0	0	0	0	0	0	0	0	0
	W	0	0	0	0	6	3	82	38	18	17	13	3	180
	MR	0	0	0	0	0	0	0	0	0	0	0	0	0
	O	0	0	0	0	0	0	0	0	0	0	0	0	0
	Total	0	0	0	0	9	3	128	38	36	17	13	3	189
	EH	0	0	0	0	0	0	7	0	7	0	5	0	19
	ENH	0	0	0	0	9	3	121	38	29	17	11	3	170
	EUK	0	0	0	0	0	0	0	0	0	0	0	0	0
Delaware														
PROBATION	A	0	0	0	0	0	0	0	0	0	0	0	0	0
	AIAN	0	0	0	0	0	0	0	0	0	0	0	0	0
	BAAM	0	0	0	0	4	3	62	20	15	1	0	0	105
	NHOPI	0	0	0	0	0	0	0	0	0	0	0	0	0
	W	0	0	0	0	6	0	63	28	22	7	0	0	126
	MR	0	0	0	0	1	0	9	8	3	1	0	0	22
	O	0	0	0	0	0	0	0	0	0	0	0	0	0
	Total	0	0	0	0	14	3	190	56	49	8	0	0	253
	EH	0	0	0	0	1	0	9	8	4	1	0	0	14
	ENH	0	0	0	0	13	3	181	56	45	7	0	0	239
	EUK	0	0	0	0	0	0	0	0	0	0	0	0	0

Legend: M=Male, F=Female, AIAN=American Indian or Alaskan Native, A=Asian, BAAM=Black or African American, EH=Ethnicity Hispanic, ENH=Ethnicity Non-Hispanic, EUK=Ethnicity Unknown, MR=Multi Racial, NHOPI=Native Hawaiian or Other Pacific Islander, O=Other, Total=Total By Age, W=White

Juvenile Delinquency Demographics

Cases Filed for 2014

		0-5		6-9		10-12		13-16		17		18+		Total Race
		M	F	M	F	M	F	M	F	M	F	M	F	
		Dubois												
PROBATION	A	0	0	0	0	0	0	0	0	0	0	0	0	0
	AIAN	0	0	0	0	0	0	0	0	0	0	0	0	0
	BAAM	0	0	0	0	0	0	0	0	0	0	0	0	0
	NHOPI	0	0	0	0	0	0	0	0	0	0	0	0	0
	W	0	0	0	0	0	1	17	6	9	3	1	0	37
	MR	0	0	0	0	0	0	0	0	0	0	0	0	0
	O	0	0	0	0	0	0	0	0	0	0	0	0	0
	Total	0		0		1		23		12		1		37
	EH	0		0		0		3		2		0		5
	ENH	0		0		1		20		10		1		32
	EUK	0		0		0		0		0		0		0
Elkhart														
PROBATION	A	0	0	0	0	0	0	0	1	0	0	0	0	1
	AIAN	0	0	0	0	0	0	1	0	0	0	0	0	1
	BAAM	0	0	0	0	2	0	39	25	9	8	5	2	90
	NHOPI	0	0	0	0	0	0	0	0	0	0	0	0	0
	W	0	0	0	0	8	2	78	36	41	19	25	10	219
	MR	0	0	0	0	0	0	6	2	2	0	0	0	10
	O	0	0	0	0	0	0	6	0	4	0	0	0	10
	Total	0		0		12		194		83		42		331
	EH	0		0		3		37		19		8		67
	ENH	0		0		9		153		62		32		256
	EUK	0		0		0		4		2		2		8
Fayette														
PROBATION	A	0	0	0	0	0	0	0	0	0	0	0	0	0
	AIAN	0	0	0	0	0	0	0	0	0	0	0	0	0
	BAAM	0	0	0	0	0	0	0	0	0	0	0	0	0
	NHOPI	0	0	0	0	0	0	0	0	0	0	0	0	0
	W	0	0	0	1	2	0	9	8	3	3	0	0	26
	MR	0	0	0	0	0	0	2	0	0	0	0	0	2
	O	0	0	0	0	0	0	0	0	0	0	0	0	0
	Total	0		1		2		19		6		0		28
	EH	0		0		0		0		0		0		0
	ENH	0		0		0		4		0		0		4
	EUK	0		1		2		15		6		0		24

Legend: M=Male, F=Female, AIAN=American Indian or Alaskan Native, A=Asian, BAAM=Black or African American, EH=Ethnicity Hispanic, ENH=Ethnicity Non-Hispanic, EUK=Ethnicity Unknown, MR=Multi Racial, NHOPI=Native Hawaiian or Other Pacific Islander, O=Other, Total=Total By Age, W=White

Juvenile Delinquency Demographics

Cases Filed for 2014

		0-5		6-9		10-12		13-16		17		18+		Total Race
		M	F	M	F	M	F	M	F	M	F	M	F	
		Floyd												
PROBATION	A	0	0	0	0	0	0	0	0	1	0	0	0	1
	AIAN	0	0	0	0	0	0	0	0	0	0	0	0	0
	BAAM	0	0	0	0	8	0	36	8	5	0	0	0	57
	NHOPI	0	0	0	0	0	0	0	0	0	0	0	0	0
	W	0	0	0	0	2	1	30	33	7	5	0	0	78
	MR	0	0	0	0	0	2	1	0	0	1	0	0	4
	O	0	0	0	0	0	0	2	1	0	0	0	0	3
	Total	0	0	0	0	13	1	111	41	19	0	0	0	143
	EH	0	0	0	0	0	0	0	0	0	0	0	0	0
	ENH	0	0	0	0	5	0	29	0	1	0	0	0	35
	EUK	0	0	0	0	8	0	82	0	18	0	0	0	108
Fountain														
PROBATION	A	0	0	0	0	0	0	0	0	0	0	0	0	0
	AIAN	0	0	0	0	0	0	0	0	0	0	0	0	0
	BAAM	0	0	0	0	0	0	0	0	0	0	0	0	0
	NHOPI	0	0	0	0	0	0	0	0	0	0	0	0	0
	W	0	0	0	0	0	0	3	2	1	0	0	0	6
	MR	0	0	0	0	0	0	0	0	0	0	0	0	0
	O	0	0	0	0	0	0	0	0	0	0	0	0	0
	Total	0	0	0	0	0	0	5	2	1	0	0	0	6
	EH	0	0	0	0	0	0	0	0	0	0	0	0	0
	ENH	0	0	0	0	0	0	0	0	0	0	0	0	0
	EUK	0	0	0	0	0	0	5	0	1	0	0	0	6
Franklin														
PROBATION	A	0	0	0	0	0	0	0	0	0	0	0	0	0
	AIAN	0	0	0	0	0	0	0	0	0	0	0	0	0
	BAAM	0	0	0	0	0	0	0	0	0	0	0	0	0
	NHOPI	0	0	0	0	0	0	0	0	0	0	0	0	0
	W	0	0	0	0	0	0	4	1	0	0	0	0	5
	MR	0	0	0	0	0	0	0	0	0	0	0	0	0
	O	0	0	0	0	0	0	0	0	0	0	0	0	0
	Total	0	0	0	0	0	0	5	1	0	0	0	0	5
	EH	0	0	0	0	0	0	0	0	0	0	0	0	0
	ENH	0	0	0	0	0	0	3	0	0	0	0	0	3
	EUK	0	0	0	0	0	0	2	0	0	0	0	0	2

Legend: M=Male, F=Female, AIAN=American Indian or Alaskan Native, A=Asian, BAAM=Black or African American, EH=Ethnicity Hispanic, ENH=Ethnicity Non-Hispanic, EUK=Ethnicity Unknown, MR=Multi Racial, NHOPI=Native Hawaiian or Other Pacific Islander, O=Other, Total=Total By Age, W=White

Juvenile Delinquency Demographics

Cases Filed for 2014

		0-5		6-9		10-12		13-16		17		18+		Total Race
		M	F	M	F	M	F	M	F	M	F	M	F	
		Fulton												
PROBATION	A	0	0	0	0	0	0	0	0	0	0	0	0	0
	AIAN	0	0	0	0	0	0	0	0	0	0	0	0	0
	BAAM	0	0	0	0	0	0	0	0	0	0	0	0	0
	NHOPI	0	0	0	0	0	0	0	0	0	0	0	0	0
	W	0	0	0	0	2	0	12	7	5	2	0	0	28
	MR	0	0	0	0	0	0	0	0	0	0	0	0	0
	O	0	0	0	0	0	0	0	0	0	0	0	0	0
	Total	0		0		2		19		7		0		28
	EH	0		0		0		0		0		0		0
	ENH	0		0		2		19		7		0		28
	EUK	0		0		0		0		0		0		0
Gibson														
PROBATION	A	0	0	0	0	0	0	0	0	0	0	0	0	0
	AIAN	0	0	0	0	0	0	0	0	0	0	0	0	0
	BAAM	0	0	0	0	0	0	0	0	0	0	0	0	0
	NHOPI	0	0	0	0	0	0	0	0	0	0	0	0	0
	W	0	0	0	0	6	0	19	8	8	5	1	0	47
	MR	0	0	0	0	0	0	1	0	0	1	0	0	2
	O	0	0	0	0	0	0	0	0	0	0	0	0	0
	Total	0		0		6		28		14		1		49
	EH	0		0		0		0		0		0		0
	ENH	0		0		4		12		5		1		22
	EUK	0		0		2		16		9		0		27
Grant														
PROBATION	A	0	0	0	0	0	0	0	0	0	0	0	0	0
	AIAN	0	0	0	0	0	0	0	0	0	0	0	0	0
	BAAM	0	0	0	0	3	0	43	20	10	4	1	0	81
	NHOPI	0	0	0	0	0	0	0	0	0	0	0	0	0
	W	0	0	1	0	1	2	79	53	30	14	4	0	184
	MR	0	0	0	0	0	0	0	0	0	0	0	0	0
	O	0	0	0	0	0	0	0	0	0	0	0	0	0
	Total	0		1		6		195		58		5		265
	EH	0		0		3		10		2		0		15
	ENH	0		1		3		185		45		5		239
	EUK	0		0		0		0		11		0		11

Legend: M=Male, F=Female, AIAN=American Indian or Alaskan Native, A=Asian, BAAM=Black or African American, EH=Ethnicity Hispanic, ENH=Ethnicity Non-Hispanic, EUK=Ethnicity Unknown, MR=Multi Racial, NHOPI=Native Hawaiian or Other Pacific Islander, O=Other, Total=Total By Age, W=White

Juvenile Delinquency Demographics

Cases Filed for 2014

		0-5		6-9		10-12		13-16		17		18+		Total Race
		M	F	M	F	M	F	M	F	M	F	M	F	
Greene														
PROBATION	A	0	0	0	0	0	0	0	0	0	0	0	0	0
	AIAN	0	0	0	0	0	0	0	0	0	0	0	0	0
	BAAM	0	0	0	0	0	0	2	0	0	0	0	0	2
	NHOPI	0	0	0	0	0	0	0	0	0	0	0	0	0
	W	0	0	0	0	2	0	16	7	4	1	0	0	30
	MR	0	0	0	0	0	0	1	0	2	0	0	0	3
	O	0	0	0	0	0	0	0	0	0	0	0	0	0
	Total	0	0	0	0	2	0	26	7	7	0	0	0	35
	EH	0	0	0	0	0	0	0	0	0	0	0	0	0
	ENH	0	0	0	0	1	0	7	1	1	0	0	0	9
	EUK	0	0	0	0	1	0	19	6	6	0	0	0	26
Hamilton														
PROBATION	A	0	0	0	0	0	0	0	0	0	0	0	0	0
	AIAN	0	0	0	0	0	0	0	0	0	0	0	2	2
	BAAM	0	0	0	0	0	0	2	3	2	1	2	0	10
	NHOPI	0	0	0	0	0	0	0	0	0	0	0	0	0
	W	0	0	0	0	1	0	38	17	32	15	12	1	116
	MR	0	0	0	0	0	0	3	0	0	0	0	0	3
	O	0	0	0	0	0	0	0	0	0	0	0	0	0
	Total	0	0	0	0	1	0	63	17	50	17	17	0	131
	EH	0	0	0	0	0	0	1	0	0	0	0	0	1
	ENH	0	0	0	0	1	0	62	17	50	17	17	0	130
	EUK	0	0	0	0	0	0	0	0	0	0	0	0	0
Hancock														
PROBATION	A	0	0	0	0	0	0	0	0	0	0	0	0	0
	AIAN	0	0	0	0	0	0	0	0	0	0	0	0	0
	BAAM	0	0	0	0	0	0	0	0	1	0	0	0	1
	NHOPI	0	0	0	0	0	0	0	0	0	0	0	0	0
	W	0	0	0	0	0	0	5	8	3	4	1	1	22
	MR	0	0	0	0	0	0	1	0	0	0	0	0	1
	O	0	0	0	0	0	0	0	1	0	0	0	0	1
	Total	0	0	0	0	0	0	15	8	8	4	2	1	25
	EH	0	0	0	0	0	0	0	0	0	0	0	0	0
	ENH	0	0	0	0	0	0	2	1	1	0	0	0	3
	EUK	0	0	0	0	0	0	13	7	7	2	2	0	22

Legend: M=Male, F=Female, AIAN=American Indian or Alaskan Native, A=Asian, BAAM=Black or African American, EH=Ethnicity Hispanic, ENH=Ethnicity Non-Hispanic, EUK=Ethnicity Unknown, MR=Multi Racial, NHOPI=Native Hawaiian or Other Pacific Islander, O=Other, Total=Total By Age, W=White

Juvenile Delinquency Demographics

Cases Filed for 2014

		0-5		6-9		10-12		13-16		17		18+		Total Race
		M	F	M	F	M	F	M	F	M	F	M	F	
		<hr/>												
Harrison														
PROBATION	A	0	0	0	0	0	0	0	0	0	0	0	0	0
	AIAN	0	0	0	0	0	0	0	0	0	0	0	0	0
	BAAM	0	0	0	0	0	0	1	1	0	0	0	0	2
	NHOPI	0	0	0	0	0	0	0	0	0	0	0	0	0
	W	0	0	0	0	1	2	14	12	4	5	2	2	42
	MR	0	0	0	0	0	0	3	1	0	0	0	0	4
	O	0	0	0	0	0	0	1	0	0	0	0	0	1
	Total	0	0	0	0	3	2	33	24	9	5	4	2	49
	EH	0	0	0	0	0	0	1	0	0	0	0	0	1
	ENH	0	0	0	0	2	0	18	0	4	0	3	0	27
	EUK	0	0	0	0	1	0	14	0	5	0	1	0	21
<hr/>														
Hendricks														
PROBATION	A	0	0	0	0	0	0	1	0	0	2	0	0	3
	AIAN	0	0	0	0	0	0	0	0	0	0	0	0	0
	BAAM	0	0	1	0	0	0	11	7	7	1	4	2	33
	NHOPI	0	0	0	0	0	0	0	0	2	0	1	0	3
	W	0	0	0	0	4	1	76	41	38	18	7	4	189
	MR	0	0	1	0	1	0	6	4	6	0	1	1	20
	O	0	0	0	0	0	0	1	3	0	0	1	0	5
	Total	0	0	2	0	6	1	150	52	74	19	21	4	253
	EH	0	0	0	0	0	0	5	0	3	0	0	0	8
	ENH	0	0	2	0	5	0	84	0	30	0	9	0	130
	EUK	0	0	0	0	1	0	61	0	41	0	12	0	115
<hr/>														
Henry														
PROBATION	A	0	0	0	0	0	0	0	0	0	0	0	0	0
	AIAN	0	0	0	0	0	0	0	0	0	0	0	0	0
	BAAM	0	0	0	0	0	0	2	0	0	0	0	0	2
	NHOPI	0	0	0	0	0	0	0	0	0	0	0	0	0
	W	0	0	0	0	3	0	29	5	10	2	2	0	51
	MR	0	0	0	0	0	0	5	0	0	0	0	0	5
	O	0	0	0	0	0	0	0	0	0	0	0	0	0
	Total	0	0	0	0	3	0	41	5	12	2	2	0	58
	EH	0	0	0	0	0	0	0	0	0	0	0	0	0
	ENH	0	0	0	0	1	0	12	0	5	0	1	0	19
	EUK	0	0	0	0	2	0	29	0	7	0	1	0	39

Legend: M=Male, F=Female, AIAN=American Indian or Alaskan Native, A=Asian, BAAM=Black or African American, EH=Ethnicity Hispanic, ENH=Ethnicity Non-Hispanic, EUK=Ethnicity Unknown, MR=Multi Racial, NHOPI=Native Hawaiian or Other Pacific Islander, O=Other, Total=Total By Age, W=White

Juvenile Delinquency Demographics

Cases Filed for 2014

		0-5		6-9		10-12		13-16		17		18+		Total Race
		M	F	M	F	M	F	M	F	M	F	M	F	
		Howard												
PROBATION	A	0	0	0	0	0	0	0	1	0	0	0	0	1
	AIAN	0	0	0	0	0	0	0	0	0	0	0	0	0
	BAAM	0	0	0	0	2	1	15	4	7	1	1	1	32
	NHOPI	0	0	0	0	0	0	0	0	0	0	0	0	0
	W	0	0	0	0	4	0	37	9	14	3	0	0	67
	MR	0	0	0	0	0	0	0	0	0	0	0	0	0
	O	0	0	0	0	1	0	5	1	1	0	0	0	8
	Total	0		0		8		72		26		2		108
	EH	0		0		0		0		0		0		0
	ENH	0		0		0		0		0		0		0
	EUK	0		0		8		72		26		2		108
Huntington														
PROBATION	A	0	0	0	0	0	0	0	0	0	0	0	0	0
	AIAN	0	0	0	0	0	0	0	0	0	0	0	0	0
	BAAM	0	0	0	0	0	0	0	0	0	0	0	0	0
	NHOPI	0	0	0	0	0	0	1	0	0	0	0	0	1
	W	0	0	1	0	0	0	13	1	5	2	2	0	24
	MR	0	0	0	0	0	0	1	0	0	0	0	0	1
	O	0	0	0	0	0	0	0	0	0	0	0	0	0
	Total	0		1		0		16		7		2		26
	EH	0		0		0		0		0		0		0
	ENH	0		1		0		11		4		2		18
	EUK	0		0		0		5		3		0		8
Jackson														
PROBATION	A	0	0	0	0	0	0	0	0	0	0	0	0	0
	AIAN	0	0	0	0	0	0	0	0	0	0	0	0	0
	BAAM	0	0	0	0	0	0	0	0	0	0	0	0	0
	NHOPI	0	0	0	0	0	0	0	0	0	0	0	0	0
	W	0	0	0	0	3	0	9	5	2	0	2	0	21
	MR	0	0	0	0	0	0	0	0	0	0	0	0	0
	O	0	0	0	0	0	0	0	0	0	0	0	0	0
	Total	0		0		3		14		2		2		21
	EH	0		0		0		0		0		0		0
	ENH	0		0		0		5		0		1		6
	EUK	0		0		3		9		2		1		15

Legend: M=Male, F=Female, AIAN=American Indian or Alaskan Native, A=Asian, BAAM=Black or African American, EH=Ethnicity Hispanic, ENH=Ethnicity Non-Hispanic, EUK=Ethnicity Unknown, MR=Multi Racial, NHOPI=Native Hawaiian or Other Pacific Islander, O=Other, Total=Total By Age, W=White

Juvenile Delinquency Demographics

Cases Filed for 2014

		0-5		6-9		10-12		13-16		17		18+		Total Race
		M	F	M	F	M	F	M	F	M	F	M	F	
		<hr/>												
Jasper														
PROBATION	A	0	0	0	0	0	0	0	0	0	0	0	0	0
	AIAN	0	0	0	0	0	0	0	0	0	0	0	0	0
	BAAM	0	0	0	0	0	0	1	0	1	0	0	0	2
	NHOPI	0	0	0	0	0	0	0	0	0	0	0	0	0
	W	0	0	0	0	1	1	14	5	7	1	0	0	29
	MR	0	0	0	0	0	0	0	0	0	0	0	0	0
	O	0	0	0	0	0	0	0	0	0	0	0	0	0
	Total	0		0		2		20		9		0		31
	EH	0		0		0		0		0		0		0
	ENH	0		0		2		11		1		0		14
	EUK	0		0		0		9		8		0		17
<hr/>														
Jay														
PROBATION	A	0	0	0	0	0	0	0	1	0	1	0	0	2
	AIAN	0	0	0	0	0	0	0	0	0	0	0	0	0
	BAAM	0	0	0	0	0	0	0	0	0	0	0	0	0
	NHOPI	0	0	0	0	0	0	0	0	0	0	0	0	0
	W	0	0	0	0	0	0	19	12	3	1	0	0	35
	MR	0	0	0	0	0	0	0	0	0	0	0	0	0
	O	0	0	0	0	0	0	0	0	0	0	0	0	0
	Total	0		0		0		32		5		0		37
	EH	0		0		0		0		0		0		0
	ENH	0		0		0		0		0		0		0
	EUK	0		0		0		32		5		0		37
<hr/>														
Jefferson														
PROBATION	A	0	0	0	0	0	0	0	0	0	0	0	0	0
	AIAN	0	0	0	0	0	0	0	0	0	0	0	0	0
	BAAM	0	0	0	0	0	0	1	0	2	0	0	0	3
	NHOPI	0	0	0	0	0	0	0	0	0	0	0	0	0
	W	0	0	0	0	3	4	176	136	17	15	0	0	351
	MR	0	0	0	0	0	0	0	0	1	0	0	0	1
	O	0	0	0	0	0	0	0	0	0	0	0	0	0
	Total	0		0		7		313		35		0		355
	EH	0		0		0		0		0		0		0
	ENH	0		0		0		0		0		0		0
	EUK	0		0		7		313		35		0		355

Legend: M=Male, F=Female, AIAN=American Indian or Alaskan Native, A=Asian, BAAM=Black or African American, EH=Ethnicity Hispanic, ENH=Ethnicity Non-Hispanic, EUK=Ethnicity Unknown, MR=Multi Racial, NHOPI=Native Hawaiian or Other Pacific Islander, O=Other, Total=Total By Age, W=White

Juvenile Delinquency Demographics

Cases Filed for 2014

		0-5		6-9		10-12		13-16		17		18+		Total Race
		M	F	M	F	M	F	M	F	M	F	M	F	
Jennings														
PROBATION	A	0	0	0	0	0	0	0	0	0	0	0	0	0
	AIAN	0	0	0	0	0	0	0	0	0	0	0	0	0
	BAAM	0	0	0	0	0	0	0	0	0	0	0	0	0
	NHOPI	0	0	0	0	0	0	0	0	0	0	0	0	0
	W	0	0	0	0	0	0	1	0	0	1	0	0	2
	MR	0	0	0	0	0	0	0	0	0	0	0	0	0
	O	0	0	0	0	0	0	0	0	0	0	0	0	0
	Total	0	0	0	0	0	0	1	0	1	0	0	0	2
	EH	0	0	0	0	0	0	0	0	0	0	0	0	0
	ENH	0	0	0	0	0	0	1	0	1	0	0	0	2
	EUK	0	0	0	0	0	0	0	0	0	0	0	0	0
Johnson														
PROBATION	A	0	0	0	0	0	0	0	0	0	0	0	0	0
	AIAN	0	0	0	0	0	0	0	0	0	0	0	0	0
	BAAM	0	0	0	0	0	0	0	0	0	0	0	0	0
	NHOPI	0	0	0	0	0	0	0	0	0	0	0	0	0
	W	0	0	0	0	9	2	93	18	30	12	3	4	171
	MR	0	0	0	0	1	0	5	2	0	0	0	0	8
	O	0	0	0	0	1	1	12	2	4	0	1	0	21
	Total	0	0	0	0	14	2	132	20	46	12	8	4	200
	EH	0	0	0	0	1	0	7	1	1	0	1	0	10
	ENH	0	0	0	0	13	2	125	18	45	12	7	4	190
	EUK	0	0	0	0	0	0	0	0	0	0	0	0	0
Knox														
PROBATION	A	0	0	0	0	0	0	0	0	0	0	0	0	0
	AIAN	0	0	0	0	0	0	0	0	0	0	0	0	0
	BAAM	0	0	0	0	0	0	4	1	0	0	0	0	5
	NHOPI	0	0	0	0	0	0	0	0	0	0	0	0	0
	W	0	0	0	0	3	0	23	11	10	2	0	1	50
	MR	0	0	0	0	0	0	0	0	0	0	0	0	0
	O	0	0	0	0	0	0	1	0	0	0	0	0	1
	Total	0	0	0	0	3	0	40	11	12	2	1	1	56
	EH	0	0	0	0	0	0	1	0	0	0	0	0	1
	ENH	0	0	0	0	3	0	39	11	9	2	1	1	52
	EUK	0	0	0	0	0	0	0	0	3	0	0	0	3

Legend: M=Male, F=Female, AIAN=American Indian or Alaskan Native, A=Asian, BAAM=Black or African American, EH=Ethnicity Hispanic, ENH=Ethnicity Non-Hispanic, EUK=Ethnicity Unknown, MR=Multi Racial, NHOPI=Native Hawaiian or Other Pacific Islander, O=Other, Total=Total By Age, W=White

Juvenile Delinquency Demographics

Cases Filed for 2014

		0-5		6-9		10-12		13-16		17		18+		Total Race
		M	F	M	F	M	F	M	F	M	F	M	F	
Kosciusko														
PROBATION	A	0	0	0	0	0	0	0	0	0	0	0	0	0
	AIAN	0	0	0	0	0	0	0	0	0	0	0	0	0
	BAAM	0	0	0	0	0	0	3	1	1	0	0	0	5
	NHOPI	0	0	0	0	0	0	0	0	0	0	0	0	0
	W	0	0	0	0	1	1	27	10	12	5	0	0	56
	MR	0	0	0	0	0	0	1	0	0	0	0	0	1
	O	0	0	0	0	0	0	2	1	2	0	0	0	5
	Total	0	0	0	0	2	2	45	10	20	5	0	0	67
	EH	0	0	0	0	0	0	3	0	3	0	0	0	6
	ENH	0	0	0	0	0	0	22	0	0	0	0	0	22
	EUK	0	0	0	0	2	2	20	10	17	0	0	0	39
LaGrange														
PROBATION	A	0	0	0	0	0	0	0	0	0	0	0	0	0
	AIAN	0	0	0	0	0	0	0	0	0	0	0	0	0
	BAAM	0	0	0	0	0	0	0	1	0	1	0	0	2
	NHOPI	0	0	0	0	0	0	0	0	0	0	0	0	0
	W	0	0	0	0	2	0	16	10	8	0	4	0	40
	MR	0	0	0	0	0	0	0	0	0	0	0	0	0
	O	0	0	0	0	0	0	0	0	0	0	0	0	0
	Total	0	0	0	0	2	0	27	10	9	1	4	0	42
	EH	0	0	0	0	0	0	2	0	0	0	0	0	2
	ENH	0	0	0	0	2	0	25	0	9	0	4	0	40
	EUK	0	0	0	0	0	0	0	0	0	0	0	0	0
Lake														
PROBATION	A	0	0	0	0	0	0	1	1	0	1	0	0	3
	AIAN	0	0	0	0	0	0	1	0	0	0	0	0	1
	BAAM	0	0	0	0	15	4	276	109	98	33	11	6	552
	NHOPI	0	0	0	0	0	0	0	0	2	0	0	0	2
	W	0	0	0	0	7	1	135	87	68	37	13	3	351
	MR	0	0	0	0	0	1	30	14	16	6	1	0	68
	O	0	0	0	0	1	0	34	9	15	2	0	0	61
	Total	0	0	0	0	29	5	697	196	278	73	34	6	1038
	EH	0	0	0	0	2	0	94	0	43	0	4	0	143
	ENH	0	0	0	0	27	0	603	0	235	0	30	0	895
	EUK	0	0	0	0	0	0	0	0	0	0	0	0	0

Legend: M=Male, F=Female, AIAN=American Indian or Alaskan Native, A=Asian, BAAM=Black or African American, EH=Ethnicity Hispanic, ENH=Ethnicity Non-Hispanic, EUK=Ethnicity Unknown, MR=Multi Racial, NHOPI=Native Hawaiian or Other Pacific Islander, O=Other, Total=Total By Age, W=White

Juvenile Delinquency Demographics

Cases Filed for 2014

		0-5		6-9		10-12		13-16		17		18+		Total Race
		M	F	M	F	M	F	M	F	M	F	M	F	
		LaPorte												
PROBATION	A	0	0	0	0	0	0	0	0	0	0	0	0	0
	AIAN	0	0	0	0	0	0	0	0	0	0	0	0	0
	BAAM	0	0	0	0	0	1	35	14	12	4	10	7	83
	NHOPI	0	0	0	0	0	0	1	0	0	1	0	0	2
	W	0	0	0	0	3	4	44	22	11	2	0	0	86
	MR	0	0	0	0	0	1	10	4	5	1	0	0	21
	O	0	0	0	0	0	0	4	4	2	1	0	0	11
	Total	0		0		9		138		39		17		203
	EH	0		0		0		8		3		0		11
	ENH	0		0		9		130		36		17		192
	EUK	0		0		0		0		0		0		0
Lawrence														
PROBATION	A	0	0	0	0	0	0	0	0	0	0	0	0	0
	AIAN	0	0	0	0	0	0	0	0	0	0	0	0	0
	BAAM	0	0	0	0	0	0	0	0	0	0	0	0	0
	NHOPI	0	0	0	0	0	0	0	0	0	0	0	0	0
	W	0	0	0	0	1	1	29	18	11	9	2	0	71
	MR	0	0	0	0	0	0	1	0	0	0	0	0	1
	O	0	0	0	0	0	0	0	0	0	0	0	0	0
	Total	0		0		2		48		20		2		72
	EH	0		0		0		0		0		0		0
	ENH	0		0		0		0		0		0		0
	EUK	0		0		2		48		20		2		72
Madison														
PROBATION	A	0	0	0	0	0	0	0	0	0	0	0	0	0
	AIAN	0	0	0	0	0	0	0	0	0	0	0	0	0
	BAAM	0	0	0	0	4	3	68	11	25	11	1	1	124
	NHOPI	0	0	0	0	0	0	0	0	0	0	0	0	0
	W	0	0	1	0	4	4	84	29	43	16	6	4	191
	MR	0	0	0	0	0	0	0	0	0	0	0	0	0
	O	0	0	0	0	0	0	12	3	3	0	0	0	18
	Total	0		1		15		207		98		12		333
	EH	0		0		0		18		3		0		21
	ENH	0		0		12		134		62		8		216
	EUK	0		1		3		55		33		4		96

Legend: M=Male, F=Female, AIAN=American Indian or Alaskan Native, A=Asian, BAAM=Black or African American, EH=Ethnicity Hispanic, ENH=Ethnicity Non-Hispanic, EUK=Ethnicity Unknown, MR=Multi Racial, NHOPI=Native Hawaiian or Other Pacific Islander, O=Other, Total=Total By Age, W=White

Juvenile Delinquency Demographics

Cases Filed for 2014

		0-5		6-9		10-12		13-16		17		18+		Total Race
		M	F	M	F	M	F	M	F	M	F	M	F	
		Marion												
PROBATION	A	0	0	0	0	2	0	11	0	0	0	0	0	13
	AIAN	0	0	0	0	0	0	1	0	0	0	0	0	1
	BAAM	0	0	2	0	59	35	915	348	318	77	4	2	1760
	NHOPI	0	0	0	0	0	0	0	0	0	0	0	0	0
	W	0	0	0	0	30	10	416	134	152	49	6	0	797
	MR	0	0	0	0	9	3	96	41	25	5	0	0	179
	O	0	0	0	0	0	0	2	4	1	0	0	0	7
	Total	0		2		148		1968		627		12		2757
	EH	0		0		7		96		33		1		137
	ENH	0		1		106		1317		407		5		1836
	EUK	0		1		35		555		187		6		784
Marshall														
PROBATION	A	0	0	0	0	0	0	0	0	0	0	0	0	0
	AIAN	0	0	0	0	0	0	0	0	0	0	0	0	0
	BAAM	0	0	0	0	0	0	0	0	0	0	0	0	0
	NHOPI	0	0	0	0	0	0	0	0	0	0	0	0	0
	W	0	0	0	0	0	0	32	8	7	2	1	0	50
	MR	0	0	0	0	0	0	0	0	0	0	0	0	0
	O	0	0	0	0	0	0	0	0	0	0	0	0	0
	Total	0		0		0		40		9		1		50
	EH	0		0		0		0		1		0		1
	ENH	0		0		0		0		0		0		0
	EUK	0		0		0		40		8		1		49
Martin														
PROBATION	A	0	0	0	0	0	0	0	0	0	0	0	0	0
	AIAN	0	0	0	0	0	0	0	0	0	0	0	0	0
	BAAM	0	0	0	0	0	0	0	0	0	0	0	0	0
	NHOPI	0	0	0	0	0	0	0	0	0	0	0	0	0
	W	0	0	0	0	1	0	3	0	3	1	0	0	8
	MR	0	0	0	0	0	0	0	0	0	0	0	0	0
	O	0	0	0	0	0	0	0	0	0	0	0	0	0
	Total	0		0		1		3		4		0		8
	EH	0		0		0		0		0		0		0
	ENH	0		0		1		1		2		0		4
	EUK	0		0		0		2		2		0		4

Legend: M=Male, F=Female, AIAN=American Indian or Alaskan Native, A=Asian, BAAM=Black or African American, EH=Ethnicity Hispanic, ENH=Ethnicity Non-Hispanic, EUK=Ethnicity Unknown, MR=Multi Racial, NHOPI=Native Hawaiian or Other Pacific Islander, O=Other, Total=Total By Age, W=White

Juvenile Delinquency Demographics

Cases Filed for 2014

		0-5		6-9		10-12		13-16		17		18+		Total Race
		M	F	M	F	M	F	M	F	M	F	M	F	
		Miami												
PROBATION	A	0	0	0	0	0	0	0	0	0	0	0	0	0
	AIAN	0	0	0	0	0	0	0	0	0	0	0	0	0
	BAAM	0	0	0	0	0	0	1	3	1	1	1	1	8
	NHOPI	0	0	0	0	0	0	1	0	0	0	0	0	1
	W	0	0	0	0	2	0	14	6	10	3	0	0	35
	MR	0	0	0	0	0	0	0	0	0	0	0	0	0
	O	0	0	0	0	0	0	0	1	0	0	0	0	1
	Total	0	0	0	0	2	0	26	6	15	3	2	0	45
	EH	0	0	0	0	0	0	0	0	0	0	0	0	0
	ENH	0	0	0	0	0	0	0	0	0	0	0	0	0
	EUK	0	0	0	0	2	0	26	6	15	3	2	0	45
Monroe														
PROBATION	A	0	0	0	0	0	0	0	0	0	0	0	0	0
	AIAN	0	0	0	0	0	0	0	0	0	0	0	0	0
	BAAM	0	0	0	0	7	0	4	0	2	0	0	0	13
	NHOPI	0	0	0	0	0	0	0	0	0	0	0	0	0
	W	0	0	0	0	3	1	31	10	18	5	0	0	68
	MR	0	0	0	0	0	0	1	1	2	0	0	0	4
	O	0	0	0	0	0	0	2	2	4	1	0	0	9
	Total	0	0	0	0	11	1	51	10	32	5	0	0	94
	EH	0	0	0	0	0	0	1	0	0	0	0	0	1
	ENH	0	0	0	0	11	1	37	10	28	5	0	0	76
	EUK	0	0	0	0	0	1	13	10	4	5	0	0	17
Montgomery														
PROBATION	A	0	0	0	0	0	0	0	0	0	0	0	0	0
	AIAN	0	0	0	0	0	0	0	0	0	1	0	0	1
	BAAM	0	0	0	0	0	0	0	0	3	1	0	0	4
	NHOPI	0	0	0	0	0	0	0	0	0	0	0	0	0
	W	0	0	0	0	1	1	15	6	2	2	1	0	28
	MR	0	0	0	0	0	0	0	0	0	0	0	0	0
	O	0	0	0	0	0	0	0	0	0	0	0	0	0
	Total	0	0	0	0	2	1	21	6	9	2	1	0	33
	EH	0	0	0	0	0	0	0	0	0	0	0	0	0
	ENH	0	0	0	0	0	0	0	0	0	0	0	0	0
	EUK	0	0	0	0	2	1	21	6	9	2	1	0	33

Legend: M=Male, F=Female, AIAN=American Indian or Alaskan Native, A=Asian, BAAM=Black or African American, EH=Ethnicity Hispanic, ENH=Ethnicity Non-Hispanic, EUK=Ethnicity Unknown, MR=Multi Racial, NHOPI=Native Hawaiian or Other Pacific Islander, O=Other, Total=Total By Age, W=White

Juvenile Delinquency Demographics

Cases Filed for 2014

		0-5		6-9		10-12		13-16		17		18+		Total Race	
		M	F	M	F	M	F	M	F	M	F	M	F		
		Morgan													
PROBATION	A	0	0	0	0	0	0	0	0	0	0	0	0	0	
	AIAN	0	0	0	0	0	0	0	0	0	0	0	0	0	
	BAAM	0	0	0	0	0	0	0	0	0	0	2	0	2	
	NHOPI	0	0	0	0	0	0	0	0	0	0	0	0	0	
	W	0	0	0	0	1	0	25	1	9	2	9	5	52	
	MR	0	0	0	0	0	0	0	0	0	0	0	0	0	
	O	0	0	0	0	0	0	0	0	0	0	0	0	0	
	Total	0	0	0	0	1	0	26	1	11	2	16	5	54	
	EH	0	0	0	0	0	0	0	0	1	0	0	0	1	
	ENH	0	0	0	0	1	0	25	1	10	2	16	5	52	
	EUK	0	0	0	0	0	0	1	0	0	0	0	0	1	
Newton															
PROBATION	A	0	0	0	0	0	0	0	0	0	0	0	0	0	
	AIAN	0	0	0	0	0	0	0	0	0	0	0	0	0	
	BAAM	0	0	0	0	0	0	0	0	1	0	0	0	1	
	NHOPI	0	0	0	0	0	0	0	0	0	0	0	0	0	
	W	0	0	0	0	2	0	25	14	8	5	2	2	58	
	MR	0	0	0	0	0	0	4	0	1	0	0	0	5	
	O	0	0	0	0	0	0	0	0	0	0	0	1	1	
	Total	0	0	0	0	2	0	43	14	15	5	5	2	65	
	EH	0	0	0	0	0	0	0	0	0	0	1	0	1	
	ENH	0	0	0	0	1	0	23	14	9	5	2	2	35	
	EUK	0	0	0	0	1	0	20	14	6	5	2	0	29	
Noble															
PROBATION	A	0	0	0	0	0	0	0	0	0	0	0	0	0	
	AIAN	0	0	0	0	0	0	0	0	0	0	0	0	0	
	BAAM	0	0	0	0	1	0	0	0	0	0	1	0	2	
	NHOPI	0	0	0	0	0	0	0	0	0	0	0	0	0	
	W	0	0	0	0	4	0	33	9	9	2	3	1	61	
	MR	0	0	0	0	0	0	0	0	0	0	0	0	0	
	O	0	0	0	0	1	0	7	2	1	0	1	0	12	
	Total	0	0	0	0	6	0	51	11	12	2	6	1	75	
	EH	0	0	0	0	1	0	8	9	1	2	1	0	11	
	ENH	0	0	0	0	5	0	42	9	11	2	5	1	63	
	EUK	0	0	0	0	0	0	1	0	0	0	0	0	1	

Legend: M=Male, F=Female, AIAN=American Indian or Alaskan Native, A=Asian, BAAM=Black or African American, EH=Ethnicity Hispanic, ENH=Ethnicity Non-Hispanic, EUK=Ethnicity Unknown, MR=Multi Racial, NHOPI=Native Hawaiian or Other Pacific Islander, O=Other, Total=Total By Age, W=White

Juvenile Delinquency Demographics

Cases Filed for 2014

		0-5		6-9		10-12		13-16		17		18+		Total Race
		M	F	M	F	M	F	M	F	M	F	M	F	
		Ohio												
PROBATION	A	0	0	0	0	0	0	0	0	0	0	0	0	0
	AIAN	0	0	0	0	0	0	0	0	0	0	0	0	0
	BAAM	0	0	0	0	0	0	0	0	0	0	0	0	0
	NHOPI	0	0	0	0	0	0	0	0	0	0	0	0	0
	W	0	0	0	0	0	0	3	0	2	0	0	1	6
	MR	0	0	0	0	0	0	1	0	0	0	0	0	1
	O	0	0	0	0	0	0	0	0	0	0	0	0	0
	Total	0		0		0		4		2		1		7
	EH	0		0		0		0		0		0		0
	ENH	0		0		0		0		0		0		0
	EUK	0		0		0		4		2		1		7
Orange														
PROBATION	A	0	0	0	0	0	0	0	0	0	0	0	0	0
	AIAN	0	0	0	0	0	0	0	0	0	0	0	0	0
	BAAM	0	0	0	0	0	0	0	0	0	0	0	0	0
	NHOPI	0	0	0	0	0	0	0	0	0	0	0	0	0
	W	0	0	0	0	0	0	17	4	2	3	0	0	26
	MR	0	0	0	0	0	0	0	0	0	0	0	0	0
	O	0	0	0	0	0	0	0	0	0	0	0	0	0
	Total	0		0		0		21		5		0		26
	EH	0		0		0		0		0		0		0
	ENH	0		0		0		0		0		0		0
	EUK	0		0		0		21		5		0		26
Owen														
PROBATION	A	0	0	0	0	0	0	0	0	0	0	0	0	0
	AIAN	0	0	0	0	0	0	0	0	0	0	0	0	0
	BAAM	0	0	0	0	0	0	0	0	0	0	0	0	0
	NHOPI	0	0	0	0	0	0	0	0	0	0	0	0	0
	W	0	0	0	0	4	0	13	7	5	9	2	2	42
	MR	0	0	0	0	0	0	0	0	0	0	0	0	0
	O	0	0	0	0	0	0	0	0	0	0	0	0	0
	Total	0		0		4		20		14		4		42
	EH	0		0		0		0		0		0		0
	ENH	0		0		0		0		0		0		0
	EUK	0		0		4		20		14		4		42

Legend: M=Male, F=Female, AIAN=American Indian or Alaskan Native, A=Asian, BAAM=Black or African American, EH=Ethnicity Hispanic, ENH=Ethnicity Non-Hispanic, EUK=Ethnicity Unknown, MR=Multi Racial, NHOPI=Native Hawaiian or Other Pacific Islander, O=Other, Total=Total By Age, W=White

Juvenile Delinquency Demographics

Cases Filed for 2014

		0-5		6-9		10-12		13-16		17		18+		Total Race	
		M	F	M	F	M	F	M	F	M	F	M	F		
Parke															
PROBATION	A	0	0	0	0	0	0	0	0	0	0	0	0	0	
	AIAN	0	0	0	0	0	0	0	0	0	0	0	0	0	
	BAAM	0	0	0	0	0	0	0	1	0	0	0	0	1	
	NHOPI	0	0	0	0	0	0	0	0	0	0	0	0	0	
	W	0	0	0	0	0	0	9	7	2	2	0	0	20	
	MR	0	0	0	0	0	0	0	0	0	0	0	0	0	
	O	0	0	0	0	0	0	0	0	0	0	0	0	0	
	Total	0	0	0	0	0	0	17	4	0	0	0	0	21	
	EH	0	0	0	0	0	0	0	0	0	0	0	0	0	
	ENH	0	0	0	0	0	0	4	0	0	0	0	0	4	
	EUK	0	0	0	0	0	0	13	4	0	0	0	0	17	
Perry															
PROBATION	A	0	0	0	0	0	0	0	0	0	0	0	0	0	
	AIAN	0	0	0	0	0	0	0	0	0	0	0	0	0	
	BAAM	0	0	0	0	0	0	0	0	0	0	0	0	0	
	NHOPI	0	0	0	0	0	0	0	0	0	0	0	0	0	
	W	0	0	0	0	2	0	9	11	5	5	0	1	33	
	MR	0	0	0	0	0	0	0	0	0	0	0	0	0	
	O	0	0	0	0	0	0	0	0	0	0	0	0	0	
	Total	0	0	0	0	2	0	20	10	10	5	5	0	1	33
	EH	0	0	0	0	0	0	0	0	0	0	0	0	0	
	ENH	0	0	0	0	0	0	0	0	0	0	0	0	0	
	EUK	0	0	0	0	2	0	20	10	10	5	5	0	1	33
Pike															
PROBATION	A	0	0	0	0	0	0	0	0	0	0	0	0	0	
	AIAN	0	0	0	0	0	0	0	0	0	0	0	0	0	
	BAAM	0	0	0	0	0	0	0	0	0	0	0	0	0	
	NHOPI	0	0	0	0	0	0	0	0	0	0	0	0	0	
	W	0	0	0	0	0	0	12	2	4	0	0	0	18	
	MR	0	0	0	0	0	0	0	0	0	0	0	0	0	
	O	0	0	0	0	0	0	0	0	0	0	0	0	0	
	Total	0	0	0	0	0	0	14	2	4	0	0	0	18	
	EH	0	0	0	0	0	0	0	0	0	0	0	0	0	
	ENH	0	0	0	0	0	0	0	0	0	0	0	0	0	
	EUK	0	0	0	0	0	0	14	2	4	0	0	0	18	

Legend: M=Male, F=Female, AIAN=American Indian or Alaskan Native, A=Asian, BAAM=Black or African American, EH=Ethnicity Hispanic, ENH=Ethnicity Non-Hispanic, EUK=Ethnicity Unknown, MR=Multi Racial, NHOPI=Native Hawaiian or Other Pacific Islander, O=Other, Total=Total By Age, W=White

Juvenile Delinquency Demographics

Cases Filed for 2014

		0-5		6-9		10-12		13-16		17		18+		Total Race
		M	F	M	F	M	F	M	F	M	F	M	F	
		Porter												
PROBATION	A	0	0	0	0	0	0	0	0	0	0	0	0	0
	AIAN	0	0	0	0	0	0	0	0	0	0	0	0	0
	BAAM	0	0	0	0	0	0	0	1	0	1	0	0	2
	NHOPI	0	0	0	0	0	0	0	0	0	0	0	0	0
	W	0	0	0	0	7	0	136	58	63	39	4	3	310
	MR	0	0	0	0	0	0	0	0	0	0	0	0	0
	O	0	0	0	0	5	3	40	18	26	9	4	0	105
	Total	0	0	0	0	15	3	253	76	138	48	11	3	417
	EH	0	0	0	0	1	0	27	0	7	0	1	0	36
	ENH	0	0	0	0	8	0	158	0	90	0	10	0	266
	EUK	0	0	0	0	6	3	68	18	41	9	0	0	115
Posey														
PROBATION	A	0	0	0	0	0	0	0	0	0	0	0	0	0
	AIAN	0	0	0	0	0	0	0	0	0	0	0	0	0
	BAAM	0	0	0	0	0	0	2	0	1	0	0	0	3
	NHOPI	0	0	0	0	0	0	0	0	0	0	0	0	0
	W	0	0	0	0	0	0	5	3	3	0	2	0	13
	MR	0	0	0	0	0	0	1	0	0	0	0	0	1
	O	0	0	0	0	0	0	0	0	0	0	0	0	0
	Total	0	0	0	0	0	0	11	3	4	0	2	0	17
	EH	0	0	0	0	0	0	0	0	0	0	0	0	0
	ENH	0	0	0	0	0	0	10	0	3	0	2	0	15
	EUK	0	0	0	0	0	0	1	0	1	0	0	0	2
Pulaski														
PROBATION	A	0	0	0	0	0	0	1	0	0	0	0	0	1
	AIAN	0	0	0	0	0	0	0	0	0	0	0	0	0
	BAAM	0	0	0	0	0	0	1	0	0	0	0	0	1
	NHOPI	0	0	0	0	0	0	1	0	0	0	0	0	1
	W	0	0	0	0	0	0	12	7	7	3	6	2	37
	MR	0	0	0	0	0	0	1	0	0	0	0	0	1
	O	0	0	0	0	0	0	1	0	1	0	0	0	2
	Total	0	0	0	0	0	0	24	7	11	3	8	2	43
	EH	0	0	0	0	0	0	2	0	0	0	1	0	3
	ENH	0	0	0	0	0	0	11	0	4	0	1	0	16
	EUK	0	0	0	0	0	0	11	0	7	0	6	0	24

Legend: M=Male, F=Female, AIAN=American Indian or Alaskan Native, A=Asian, BAAM=Black or African American, EH=Ethnicity Hispanic, ENH=Ethnicity Non-Hispanic, EUK=Ethnicity Unknown, MR=Multi Racial, NHOPI=Native Hawaiian or Other Pacific Islander, O=Other, Total=Total By Age, W=White

Juvenile Delinquency Demographics

Cases Filed for 2014

			0-5		6-9		10-12		13-16		17		18+		Total Race	
			M	F	M	F	M	F	M	F	M	F	M	F		
Putnam	PROBATION	A	0	0	0	0	0	0	0	0	0	0	0	0		0
		AIAN	0	0	0	0	0	0	0	0	0	0	0	0	0	
		BAAM	0	0	0	0	0	0	0	0	0	0	0	0	0	
		NHOPI	0	0	0	0	0	0	0	0	0	0	0	0	0	
		W	0	0	0	0	0	0	2	1	3	2	1	1	10	
		MR	0	0	0	0	0	0	0	0	0	0	0	0	0	
		O	0	0	0	0	0	0	1	0	1	0	0	0	2	
		Total		0		0		0		4		6		2		12
		EH		0		0		0		0		0		0		0
		ENH		0		0		0		0		0		0		0
		EUK		0		0		0		4		6		2		12
		Randolph	PROBATION	A	0	0	0	0	0	0	0	0	0	0	0	0
AIAN	0			0	0	0	0	0	0	0	0	0	0	0	0	
BAAM	0			0	0	0	0	0	0	0	0	0	0	0	0	
NHOPI	0			0	0	0	0	0	0	0	0	0	0	0	0	
W	0			0	1	0	0	0	24	4	4	0	0	0	33	
MR	0			0	0	0	0	0	0	0	0	0	0	0	0	
O	0			0	0	0	0	0	0	0	0	0	0	0	0	
Total				0		1		0		28		4		0		33
EH				0		0		0		2		0		0		2
ENH				0		1		0		21		2		0		24
EUK				0		0		0		5		2		0		7
Ripley	PROBATION			A	0	0	0	0	0	0	0	0	0	0	0	0
		AIAN	0	0	0	0	0	0	0	0	0	0	0	0	0	
		BAAM	0	0	0	0	0	0	0	0	0	0	0	0	0	
		NHOPI	0	0	0	0	0	0	0	0	0	0	0	0	0	
		W	0	0	0	0	2	0	11	9	5	1	0	0	28	
		MR	0	0	0	0	0	0	0	0	0	0	0	0	0	
		O	0	0	0	0	0	0	0	0	0	0	0	0	0	
		Total		0		0		2		20		6		0		28
		EH		0		0		0		0		0		0		0
		ENH		0		0		0		3		2		0		5
		EUK		0		0		2		17		4		0		23

Legend: M=Male, F=Female, AIAN=American Indian or Alaskan Native, A=Asian, BAAM=Black or African American, EH=Ethnicity Hispanic, ENH=Ethnicity Non-Hispanic, EUK=Ethnicity Unknown, MR=Multi Racial, NHOPI=Native Hawaiian or Other Pacific Islander, O=Other, Total=Total By Age, W=White

Juvenile Delinquency Demographics

Cases Filed for 2014

		0-5		6-9		10-12		13-16		17		18+		Total Race
		M	F	M	F	M	F	M	F	M	F	M	F	
Rush														
PROBATION	A	0	0	0	0	0	0	0	0	0	0	0	0	0
	AIAN	0	0	0	0	0	0	0	0	0	0	0	0	0
	BAAM	0	0	0	0	0	0	0	0	0	0	0	0	0
	NHOPI	0	0	0	0	0	0	0	0	0	0	0	0	0
	W	0	0	0	0	0	0	16	8	10	2	1	1	38
	MR	0	0	0	0	0	0	0	0	1	0	0	0	1
	O	0	0	0	0	0	0	0	0	0	0	0	0	0
	Total	0	0	0	0	0	0	24	13	13	2	2	2	39
	EH	0	0	0	0	0	0	0	0	0	0	0	0	0
	ENH	0	0	0	0	0	0	4	0	0	0	1	1	5
	EUK	0	0	0	0	0	0	20	13	13	13	1	1	34
St. Joseph														
PROBATION	A	0	0	0	0	0	0	1	0	0	0	0	0	1
	AIAN	0	0	0	0	0	0	0	0	0	0	0	0	0
	BAAM	0	0	0	0	15	1	140	30	31	11	4	1	233
	NHOPI	0	0	0	0	0	0	0	0	0	0	0	0	0
	W	0	0	0	0	5	3	68	31	26	11	4	0	148
	MR	0	0	0	0	3	0	25	5	5	3	0	1	42
	O	0	0	0	0	0	0	14	4	7	1	1	1	28
	Total	0	0	0	0	27	4	318	71	95	25	12	12	452
	EH	0	0	0	0	0	0	29	14	14	14	2	2	45
	ENH	0	0	0	0	27	4	289	71	81	25	10	10	407
	EUK	0	0	0	0	0	0	0	0	0	0	0	0	0
Scott														
PROBATION	A	0	0	0	0	0	0	0	0	0	0	0	0	0
	AIAN	0	0	0	0	0	0	0	0	0	0	0	0	0
	BAAM	0	0	0	0	0	0	0	0	0	0	0	0	0
	NHOPI	0	0	0	0	0	0	0	0	0	0	0	0	0
	W	0	0	0	0	4	1	3	4	2	2	0	0	16
	MR	0	0	0	0	0	0	0	0	0	0	0	0	0
	O	0	0	0	0	0	0	0	0	0	0	0	0	0
	Total	0	0	0	0	5	1	7	8	4	4	0	0	16
	EH	0	0	0	0	0	0	0	0	0	0	0	0	0
	ENH	0	0	0	0	4	1	6	5	3	2	0	0	13
	EUK	0	0	0	0	1	1	1	1	1	1	0	0	3

Legend: M=Male, F=Female, AIAN=American Indian or Alaskan Native, A=Asian, BAAM=Black or African American, EH=Ethnicity Hispanic, ENH=Ethnicity Non-Hispanic, EUK=Ethnicity Unknown, MR=Multi Racial, NHOPI=Native Hawaiian or Other Pacific Islander, O=Other, Total=Total By Age, W=White

Juvenile Delinquency Demographics

Cases Filed for 2014

		0-5		6-9		10-12		13-16		17		18+		Total Race	
		M	F	M	F	M	F	M	F	M	F	M	F		
Shelby	PROBATION	A	0	0	0	0	0	0	0	0	0	0	0	0	
		AIAN	0	0	0	0	0	0	0	0	0	0	0	0	
		BAAM	0	0	0	0	0	0	1	0	0	0	0	0	1
		NHOPI	0	0	0	0	0	0	0	0	0	0	0	0	0
		W	0	0	0	0	1	4	21	18	16	10	2	0	72
		MR	0	0	0	0	0	0	5	1	0	0	0	0	6
		O	0	0	0	0	0	0	1	0	1	0	0	0	2
		Total	0		0		5		47		27		2		81
		EH	0		0		0		1		0		0		1
		ENH	0		0		0		23		12		0		35
		EUK	0		0		5		23		15		2		45
	Spencer	PROBATION	A	0	0	0	0	0	0	0	0	0	0	0	0
		AIAN	0	0	0	0	0	0	0	0	0	0	0	0	
		BAAM	0	0	0	0	0	0	0	0	0	0	0	0	
		NHOPI	0	0	0	0	0	0	0	0	0	0	0	0	
		W	0	0	0	0	2	0	23	14	10	4	0	0	53
		MR	0	0	0	0	0	0	0	1	0	0	0	0	1
		O	0	0	0	0	0	0	0	0	0	0	0	0	0
		Total	0		0		2		38		14		0		54
		EH	0		0		0		1		0		0		1
		ENH	0		0		1		8		3		0		12
		EUK	0		0		1		29		11		0		41
Starke		PROBATION	A	0	0	0	0	0	0	0	0	0	0	0	0
		AIAN	0	0	0	0	0	0	0	0	0	0	0	0	
		BAAM	0	0	0	0	0	0	0	0	0	0	0	0	
		NHOPI	0	0	0	0	0	0	0	0	0	0	0	0	
		W	0	0	0	0	0	0	10	1	2	1	1	0	15
		MR	0	0	0	0	0	0	0	0	0	0	0	0	0
		O	0	0	0	0	0	0	0	0	0	0	0	0	0
		Total	0		0		0		11		3		1		15
		EH	0		0		0		0		0		0		0
		ENH	0		0		0		0		0		0		0
		EUK	0		0		0		11		3		1		15

Legend: M=Male, F=Female, AIAN=American Indian or Alaskan Native, A=Asian, BAAM=Black or African American, EH=Ethnicity Hispanic, ENH=Ethnicity Non-Hispanic, EUK=Ethnicity Unknown, MR=Multi Racial, NHOPI=Native Hawaiian or Other Pacific Islander, O=Other, Total=Total By Age, W=White

Juvenile Delinquency Demographics

Cases Filed for 2014

		0-5		6-9		10-12		13-16		17		18+		Total Race
		M	F	M	F	M	F	M	F	M	F	M	F	
Steuben														
PROBATION	A	0	0	0	0	0	0	1	0	0	0	0	0	1
	AIAN	0	0	0	0	0	0	0	0	0	0	0	0	0
	BAAM	0	0	0	0	0	0	0	0	0	0	0	0	0
	NHOPI	0	0	0	0	0	0	0	0	0	0	0	0	0
	W	0	0	0	0	3	1	22	9	12	2	3	0	52
	MR	0	0	0	0	0	0	0	0	0	0	0	0	0
	O	0	0	0	0	0	0	1	1	0	0	0	0	2
	Total	0	0	0	0	4	1	34	10	14	2	3	0	55
	EH	0	0	0	0	0	0	4	0	3	0	0	0	7
	ENH	0	0	0	0	1	0	30	0	9	0	3	0	43
	EUK	0	0	0	0	3	0	0	0	2	0	0	0	5
Sullivan														
PROBATION	A	0	0	0	0	0	0	0	0	0	0	0	0	0
	AIAN	0	0	0	0	0	0	0	0	0	0	0	0	0
	BAAM	0	0	0	0	0	0	1	0	0	0	0	0	1
	NHOPI	0	0	0	0	0	0	0	0	0	0	0	0	0
	W	0	0	0	0	2	0	15	12	6	2	0	0	37
	MR	0	0	0	0	0	0	3	0	0	1	0	0	4
	O	0	0	0	0	0	0	0	0	0	0	0	0	0
	Total	0	0	0	0	2	0	31	12	9	2	0	0	42
	EH	0	0	0	0	0	0	1	0	0	0	0	0	1
	ENH	0	0	0	0	1	0	12	0	4	0	0	0	17
	EUK	0	0	0	0	1	0	18	0	5	0	0	0	24
Switzerland														
PROBATION	A	0	0	0	0	0	0	0	0	0	0	0	0	0
	AIAN	0	0	0	0	0	0	0	0	0	0	0	0	0
	BAAM	0	0	0	0	0	0	0	0	0	0	0	0	0
	NHOPI	0	0	0	0	0	0	0	0	0	0	0	0	0
	W	0	0	0	0	0	0	0	1	0	0	0	0	1
	MR	0	0	0	0	0	0	0	0	0	0	0	0	0
	O	0	0	0	0	0	0	0	0	0	0	0	0	0
	Total	0	0	0	0	0	0	1	1	0	0	0	0	1
	EH	0	0	0	0	0	0	0	0	0	0	0	0	0
	ENH	0	0	0	0	0	0	0	0	0	0	0	0	0
	EUK	0	0	0	0	0	0	1	0	0	0	0	0	1

Legend: M=Male, F=Female, AIAN=American Indian or Alaskan Native, A=Asian, BAAM=Black or African American, EH=Ethnicity Hispanic, ENH=Ethnicity Non-Hispanic, EUK=Ethnicity Unknown, MR=Multi Racial, NHOPI=Native Hawaiian or Other Pacific Islander, O=Other, Total=Total By Age, W=White

Juvenile Delinquency Demographics

Cases Filed for 2014

		0-5		6-9		10-12		13-16		17		18+		Total Race
		M	F	M	F	M	F	M	F	M	F	M	F	
		Tippecanoe												
PROBATION	A	0	0	0	0	0	0	0	0	0	0	0	0	0
	AIAN	0	0	0	0	0	0	0	0	0	0	0	0	0
	BAAM	0	0	0	0	1	0	29	13	12	9	1	0	65
	NHOPI	0	0	0	0	0	0	0	0	0	0	0	0	0
	W	0	0	0	0	2	0	35	19	27	12	1	1	97
	MR	0	0	0	0	0	0	5	6	4	2	0	0	17
	O	2	0	0	0	1	0	6	0	3	2	0	0	14
	Total	2		0		4		113		71		3		193
	EH	0		0		1		6		8		0		15
	ENH	2		0		1		75		43		1		122
	EUK	0		0		2		32		20		2		56
Tipton														
PROBATION	A	0	0	0	0	0	0	0	0	0	0	0	0	0
	AIAN	0	0	0	0	0	0	0	0	0	0	0	0	0
	BAAM	0	0	0	0	0	0	0	0	1	0	0	0	1
	NHOPI	0	0	0	0	0	0	0	0	0	0	0	0	0
	W	0	0	0	0	0	0	0	0	0	0	0	0	0
	MR	0	0	0	0	0	0	0	0	0	0	0	0	0
	O	0	0	0	0	0	0	0	0	0	0	0	0	0
	Total	0		0		0		0		1		0		1
	EH	0		0		0		0		0		0		0
	ENH	0		0		0		0		0		0		0
	EUK	0		0		0		0		1		0		1
Union														
PROBATION	A	0	0	0	0	0	0	0	0	0	0	0	0	0
	AIAN	0	0	0	0	0	0	0	0	0	0	0	0	0
	BAAM	0	0	0	0	0	0	0	0	0	0	0	0	0
	NHOPI	0	0	0	0	0	0	0	0	0	0	0	0	0
	W	0	0	0	0	0	0	2	1	0	0	0	0	3
	MR	0	0	0	0	0	0	0	0	0	0	0	0	0
	O	0	0	0	0	0	0	0	0	0	0	0	0	0
	Total	0		0		0		3		0		0		3
	EH	0		0		0		0		0		0		0
	ENH	0		0		0		0		0		0		0
	EUK	0		0		0		3		0		0		3

Legend: M=Male, F=Female, AIAN=American Indian or Alaskan Native, A=Asian, BAAM=Black or African American, EH=Ethnicity Hispanic, ENH=Ethnicity Non-Hispanic, EUK=Ethnicity Unknown, MR=Multi Racial, NHOPI=Native Hawaiian or Other Pacific Islander, O=Other, Total=Total By Age, W=White

Juvenile Delinquency Demographics

Cases Filed for 2014

		0-5		6-9		10-12		13-16		17		18+		Total Race	
		M	F	M	F	M	F	M	F	M	F	M	F		
		Vanderburgh													
PROBATION	A	0	0	0	0	0	0	0	0	0	0	0	0	0	
	AIAN	0	0	0	0	0	0	0	0	0	0	0	0	0	
	BAAM	0	0	0	0	1	1	64	36	19	2	12	2	137	
	NHOPI	0	0	0	0	0	0	0	0	0	0	0	0	0	
	W	0	0	0	0	2	0	50	26	31	11	24	8	152	
	MR	0	0	0	0	0	0	0	0	0	0	0	1	1	
	O	0	0	0	0	2	0	6	0	3	1	1	0	13	
	Total	0	0	0	0	6	0	182	0	67	0	48	0	303	
	EH	0	0	0	0	1	0	1	0	0	0	0	0	2	
	ENH	0	0	0	0	0	0	0	0	0	0	0	0	0	
	EUK	0	0	0	0	5	0	181	0	67	0	48	0	301	
Vermillion															
PROBATION	A	0	0	0	0	0	0	0	0	0	0	0	0	0	
	AIAN	0	0	0	0	0	0	0	0	0	0	0	0	0	
	BAAM	0	0	0	0	0	0	1	0	1	0	0	0	2	
	NHOPI	0	0	0	0	0	0	0	0	0	0	0	0	0	
	W	0	0	0	0	0	0	5	3	2	0	0	0	10	
	MR	0	0	0	0	0	0	0	0	0	0	0	0	0	
	O	0	0	0	0	0	0	0	0	0	0	0	0	0	
	Total	0	0	0	0	0	0	9	3	3	0	0	0	12	
	EH	0	0	0	0	0	0	0	0	0	0	0	0	0	
	ENH	0	0	0	0	0	0	0	0	0	0	0	0	0	
	EUK	0	0	0	0	0	0	9	3	3	0	0	0	12	
Vigo															
PROBATION	A	0	0	0	0	0	0	0	0	0	0	0	0	0	
	AIAN	0	0	0	0	0	0	0	0	0	0	0	0	0	
	BAAM	0	0	0	0	2	0	14	7	5	0	0	0	28	
	NHOPI	0	0	0	0	0	0	0	0	0	0	0	0	0	
	W	0	0	0	0	10	6	89	13	19	4	0	0	141	
	MR	0	0	0	0	0	0	6	1	0	0	0	0	7	
	O	0	0	0	0	0	0	0	0	0	0	0	0	0	
	Total	0	0	0	0	18	6	130	20	28	4	0	0	176	
	EH	0	0	0	0	0	0	5	1	0	0	0	0	5	
	ENH	0	0	0	0	6	6	15	6	5	0	0	0	26	
	EUK	0	0	0	0	12	6	110	14	23	0	0	0	145	

Legend: M=Male, F=Female, AIAN=American Indian or Alaskan Native, A=Asian, BAAM=Black or African American, EH=Ethnicity Hispanic, ENH=Ethnicity Non-Hispanic, EUK=Ethnicity Unknown, MR=Multi Racial, NHOPI=Native Hawaiian or Other Pacific Islander, O=Other, Total=Total By Age, W=White

Juvenile Delinquency Demographics

Cases Filed for 2014

		0-5		6-9		10-12		13-16		17		18+		Total Race
		M	F	M	F	M	F	M	F	M	F	M	F	
		Wabash												
PROBATION	A	0	0	0	0	0	0	0	0	0	0	0	0	0
	AIAN	0	0	0	0	0	0	0	0	0	0	0	0	0
	BAAM	0	0	0	0	0	0	7	4	2	2	0	0	15
	NHOPI	0	0	0	0	0	0	0	1	0	0	0	0	1
	W	0	0	5	0	14	11	62	18	30	5	0	0	145
	MR	0	0	0	0	0	0	0	0	0	0	0	0	0
	O	0	0	0	0	0	0	0	0	0	0	0	0	0
	Total	0		5		25		92		39		0		161
	EH	0		0		0		2		0		0		2
	ENH	0		4		9		66		31		0		110
	EUK	0		1		16		24		8		0		49
Warren														
PROBATION	A	0	0	0	0	0	0	0	0	0	0	0	0	0
	AIAN	0	0	0	0	0	0	0	0	0	0	0	0	0
	BAAM	0	0	0	0	0	0	0	0	0	0	0	0	0
	NHOPI	0	0	0	0	0	0	0	0	0	0	0	0	0
	W	0	0	0	0	0	0	1	1	2	1	0	0	5
	MR	0	0	0	0	0	0	0	0	0	0	0	0	0
	O	0	0	0	0	0	0	0	0	0	0	0	0	0
	Total	0		0		0		2		3		0		5
	EH	0		0		0		0		0		0		0
	ENH	0		0		0		0		0		0		0
	EUK	0		0		0		2		3		0		5
Warrick														
PROBATION	A	0	0	0	0	0	0	0	0	0	0	0	0	0
	AIAN	0	0	0	0	0	0	0	0	0	0	0	0	0
	BAAM	0	0	0	0	0	0	0	0	1	0	0	0	1
	NHOPI	0	0	0	0	0	0	0	0	0	0	0	0	0
	W	0	0	0	0	0	0	43	12	16	18	0	0	89
	MR	0	0	0	0	0	0	0	0	0	0	0	0	0
	O	0	0	0	0	0	0	0	0	0	0	0	0	0
	Total	0		0		0		55		35		0		90
	EH	0		0		0		0		0		0		0
	ENH	0		0		0		8		5		0		13
	EUK	0		0		0		47		30		0		77

Legend: M=Male, F=Female, AIAN=American Indian or Alaskan Native, A=Asian, BAAM=Black or African American, EH=Ethnicity Hispanic, ENH=Ethnicity Non-Hispanic, EUK=Ethnicity Unknown, MR=Multi Racial, NHOPI=Native Hawaiian or Other Pacific Islander, O=Other, Total=Total By Age, W=White

Juvenile Delinquency Demographics

Cases Filed for 2014

		0-5		6-9		10-12		13-16		17		18+		Total Race
		M	F	M	F	M	F	M	F	M	F	M	F	
Washington														
PROBATION	A	0	0	0	0	0	0	0	0	0	0	0	0	0
	AIAN	0	0	0	0	0	0	0	0	0	0	0	0	0
	BAAM	0	0	0	0	0	0	1	0	0	0	0	0	1
	NHOPI	0	0	0	0	0	0	0	0	0	0	0	0	0
	W	0	0	0	0	6	0	19	12	5	3	0	0	45
	MR	0	0	0	0	0	0	0	1	0	0	0	0	1
	O	0	0	0	0	0	0	0	0	0	0	0	0	0
	Total	0	0	0	0	6	0	33	12	8	3	0	0	47
	EH	0	0	0	0	0	0	1	0	0	0	0	0	1
	ENH	0	0	0	0	0	0	10	0	1	0	0	0	11
	EUK	0	0	0	0	6	0	22	0	7	0	0	0	35
Wayne														
PROBATION	A	0	0	0	0	0	0	0	0	0	0	0	0	0
	AIAN	0	0	0	0	0	0	0	0	0	0	0	0	0
	BAAM	0	0	0	0	0	0	1	0	3	0	1	0	5
	NHOPI	0	0	0	0	0	0	0	0	0	0	0	0	0
	W	0	0	0	0	1	0	11	1	4	1	0	0	18
	MR	0	0	0	0	0	0	0	0	0	0	0	0	0
	O	0	0	0	0	0	0	0	0	1	0	0	0	1
	Total	0	0	0	0	1	0	13	1	9	1	0	0	24
	EH	0	0	0	0	0	0	0	0	0	0	0	0	0
	ENH	0	0	0	0	0	0	5	0	3	0	0	0	8
	EUK	0	0	0	0	1	0	8	0	6	0	1	0	16
Wells														
PROBATION	A	0	0	0	0	0	0	0	0	0	0	0	0	0
	AIAN	0	0	0	0	0	0	0	0	0	0	0	0	0
	BAAM	0	0	0	0	0	0	2	0	0	0	0	0	2
	NHOPI	0	0	0	0	0	0	0	0	0	0	0	0	0
	W	0	0	0	0	2	0	7	0	3	0	1	0	13
	MR	0	0	0	0	0	0	0	0	0	0	0	0	0
	O	0	0	0	0	0	0	0	0	0	0	0	0	0
	Total	0	0	0	0	2	0	9	0	3	0	1	0	15
	EH	0	0	0	0	0	0	0	0	0	0	0	0	0
	ENH	0	0	0	0	0	0	0	0	0	0	0	0	0
	EUK	0	0	0	0	2	0	9	0	3	0	1	0	15

Legend: M=Male, F=Female, AIAN=American Indian or Alaskan Native, A=Asian, BAAM=Black or African American, EH=Ethnicity Hispanic, ENH=Ethnicity Non-Hispanic, EUK=Ethnicity Unknown, MR=Multi Racial, NHOPI=Native Hawaiian or Other Pacific Islander, O=Other, Total=Total By Age, W=White

Juvenile Delinquency Demographics

Cases Filed for 2014

		0-5		6-9		10-12		13-16		17		18+		Total Race
		M	F	M	F	M	F	M	F	M	F	M	F	
		White												
PROBATION	A	0	0	0	0	0	0	0	0	0	0	0	0	0
	AIAN	0	0	0	0	0	0	0	0	0	0	0	0	0
	BAAM	0	0	0	0	0	0	0	0	0	0	0	0	0
	NHOPI	0	0	0	0	0	0	0	0	1	0	0	0	1
	W	0	0	0	0	1	0	5	0	3	0	0	0	9
	MR	0	0	0	0	0	0	0	0	0	0	0	0	0
	O	0	0	0	0	0	0	0	0	0	0	0	0	0
	Total	0	0	0	0	1	0	5	0	4	0	0	0	10
	EH	0	0	0	0	0	0	0	0	0	0	0	0	0
	ENH	0	0	0	0	1	0	5	0	3	0	0	0	9
	EUK	0	0	0	0	0	0	0	0	1	0	0	0	1
Whitley														
PROBATION	A	0	0	0	0	0	0	0	0	0	0	0	0	0
	AIAN	0	0	0	0	0	0	0	0	0	0	0	0	0
	BAAM	0	0	0	0	0	0	0	1	0	0	0	0	1
	NHOPI	0	0	0	0	0	0	0	0	0	0	0	0	0
	W	0	0	0	0	4	0	13	2	12	1	1	0	33
	MR	0	0	0	0	0	0	1	0	0	0	0	0	1
	O	0	0	0	0	0	0	0	0	0	0	0	0	0
	Total	0	0	0	0	4	0	17	2	13	1	1	0	35
	EH	0	0	0	0	0	0	0	0	1	0	0	0	1
	ENH	0	0	0	0	0	0	0	0	0	0	0	0	0
	EUK	0	0	0	0	4	0	17	2	12	0	1	0	34
State Total														
PROBATION	A	0	0	0	0	2	0	30	5	7	8	0	0	52
	AIAN	0	0	0	0	0	0	5	1	0	1	0	2	9
	BAAM	0	0	10	4	176	65	2060	825	669	194	64	26	4093
	NHOPI	0	0	0	0	0	0	4	1	5	1	1	0	12
	W	0	0	22	2	279	94	3180	1475	1273	554	191	70	7140
	MR	0	0	1	0	18	7	245	100	74	23	2	4	474
	O	2	0	2	0	44	17	303	123	133	36	11	2	673
	Total	2	0	41	6	702	111	8357	2429	2978	844	273	72	12453
	EH	0	0	0	0	37	0	477	0	199	0	27	0	740
	ENH	2	0	26	2	436	7	5086	100	1766	23	217	4	7533
	EUK	0	0	15	0	229	0	2794	123	1013	36	129	2	4180

Legend: M=Male, F=Female, AIAN=American Indian or Alaskan Native, A=Asian, BAAM=Black or African American, EH=Ethnicity Hispanic, ENH=Ethnicity Non-Hispanic, EUK=Ethnicity Unknown, MR=Multi Racial, NHOPI=Native Hawaiian or Other Pacific Islander, O=Other, Total=Total By Age, W=White

Juvenile Miscellaneous Demographics

Cases Filed for 2014

		0-5		6-9		10-12		13-16		17		18+		Total Race	
		M	F	M	F	M	F	M	F	M	F	M	F		
Adams	PROBATION	A	0	0	0	0	0	0	0	0	0	0	0	0	
		AIAN	0	0	0	0	0	0	0	0	0	0	0	0	
		BAAM	0	0	0	0	0	0	0	0	0	0	0	0	
		NHOPI	0	0	0	0	0	0	0	0	0	0	0	0	
		W	0	0	0	0	0	1	1	2	0	0	0	0	4
		MR	0	0	0	0	0	0	0	0	0	0	0	0	0
		O	0	0	0	0	0	0	0	0	0	0	0	0	0
		Total	0		0		1		3		0		0		4
		EH	0		0		0		0		0		0		0
		ENH	0		0		1		3		0		0		4
		EUK	0		0		0		0		0		0		0
Allen	PROBATION	A	0	0	0	0	0	0	0	0	0	0	0	0	
		AIAN	0	0	0	0	0	0	0	0	0	0	0	0	
		BAAM	0	0	0	0	0	0	1	0	1	0	0	0	2
		NHOPI	0	0	0	0	0	0	0	0	0	0	0	0	
		W	0	0	0	0	0	0	3	1	0	1	1	0	6
		MR	0	0	0	0	0	0	0	0	0	0	0	0	0
		O	0	0	0	0	0	0	1	0	0	0	0	0	1
		Total	0		0		0		6		2		1		9
		EH	0		0		0		2		0		0		2
		ENH	0		0		0		2		2		1		5
		EUK	0		0		0		2		0		0		2
Bartholomew	PROBATION	A	0	0	0	0	0	0	0	0	1	0	0	1	
		AIAN	0	0	0	0	0	0	0	0	0	0	0	0	
		BAAM	0	0	0	0	0	0	2	0	0	1	0	0	3
		NHOPI	0	0	0	0	0	0	0	0	0	0	0	0	
		W	0	0	1	0	0	1	13	6	6	2	0	0	29
		MR	0	0	0	0	0	0	0	0	0	0	0	0	0
		O	0	0	0	0	0	0	0	0	1	0	0	0	1
		Total	0		1		1		21		11		0		34
		EH	0		0		0		0		0		0		0
		ENH	0		1		1		21		10		0		33
		EUK	0		0		0		0		1		0		1

Legend: M=Male, F=Female, AIAN=American Indian or Alaskan Native, A=Asian, BAAM=Black or African American, EH=Ethnicity Hispanic, ENH=Ethnicity Non-Hispanic, EUK=Ethnicity Unknown, MR=Multi Racial, NHOPI=Native Hawaiian or Other Pacific Islander, O=Other, Total=Total By Age, W=White

Juvenile Miscellaneous Demographics

Cases Filed for 2014

			0-5		6-9		10-12		13-16		17		18+		Total Race
			M	F	M	F	M	F	M	F	M	F	M	F	
Benton	PROBATION	A	0	0	0	0	0	0	0	0	0	0	0	0	
		AIAN	0	0	0	0	0	0	0	0	0	0	0	0	0
		BAAM	0	0	0	0	0	0	0	0	0	0	0	0	0
		NHOPI	0	0	0	0	0	0	0	0	0	0	0	0	0
		W	0	0	0	0	0	0	0	0	0	0	0	0	0
		MR	0	0	0	0	0	0	0	0	0	0	0	0	0
		O	0	0	0	0	0	0	0	0	0	0	0	0	0
		Total	0		0		0		0		0		0		0
		EH	0		0		0		0		0		0		0
		ENH	0		0		0		0		0		0		0
		EUK	0		0		0		0		0		0		0
Blackford	PROBATION	A	0	0	0	0	0	0	0	0	0	0	0	0	0
		AIAN	0	0	0	0	0	0	0	0	0	0	0	0	0
		BAAM	0	0	0	0	0	0	1	0	0	0	0	0	1
		NHOPI	0	0	0	0	0	0	0	0	0	0	0	0	0
		W	0	0	0	2	6	5	6	7	3	2	0	0	31
		MR	0	0	0	0	0	0	0	0	0	0	0	0	0
		O	0	0	0	0	0	0	0	0	0	0	0	0	0
		Total	0		2		11		14		5		0		32
		EH	0		0		0		0		0		0		0
		ENH	0		2		11		14		5		0		32
		EUK	0		0		0		0		0		0		0
Boone	PROBATION	A	0	0	0	0	0	0	0	0	0	0	0	0	0
		AIAN	0	0	0	0	0	0	0	0	0	0	0	0	0
		BAAM	0	0	0	0	0	0	1	0	0	0	0	0	1
		NHOPI	0	0	0	0	0	0	0	0	0	0	0	0	0
		W	0	0	0	0	3	0	11	9	1	2	0	1	27
		MR	0	0	0	0	0	0	0	0	0	0	0	0	0
		O	0	0	0	0	0	0	0	0	1	0	0	0	1
		Total	0		0		3		21		4		1		29
		EH	0		0		0		0		0		0		0
		ENH	0		0		0		0		0		0		0
		EUK	0		0		3		21		4		1		29

Legend: M=Male, F=Female, AIAN=American Indian or Alaskan Native, A=Asian, BAAM=Black or African American, EH=Ethnicity Hispanic, ENH=Ethnicity Non-Hispanic, EUK=Ethnicity Unknown, MR=Multi Racial, NHOPI=Native Hawaiian or Other Pacific Islander, O=Other, Total=Total By Age, W=White

Juvenile Miscellaneous Demographics

Cases Filed for 2014

		0-5		6-9		10-12		13-16		17		18+		Total Race	
		M	F	M	F	M	F	M	F	M	F	M	F		
Brown	PROBATION	A	0	0	0	0	0	0	0	0	0	0	0	0	
		AIAN	0	0	0	0	0	0	0	0	0	0	0	0	
		BAAM	0	0	0	0	0	0	0	0	0	0	0	0	
		NHOPI	0	0	0	0	0	0	0	0	0	0	0	0	
		W	0	0	0	0	0	0	0	0	0	0	0	0	
		MR	0	0	0	0	0	0	0	0	0	0	0	0	
		O	0	0	0	0	0	0	0	0	0	0	0	0	
		Total	0		0		0		0		0		0		0
		EH	0		0		0		0		0		0		0
		ENH	0		0		0		0		0		0		0
		EUK	0		0		0		0		0		0		0
Carroll	PROBATION	A	0	0	0	0	0	0	0	0	0	0	0	0	
		AIAN	0	0	0	0	0	0	0	0	0	0	0	0	
		BAAM	0	0	0	0	0	0	0	0	0	0	0	0	
		NHOPI	0	0	0	0	0	0	0	0	0	0	0	0	
		W	0	0	0	0	0	0	13	2	9	1	0	0	25
		MR	0	0	0	0	0	0	0	0	0	0	0	0	0
		O	0	0	0	0	0	0	1	0	0	0	0	0	1
		Total	0		0		0		16		10		0		26
		EH	0		0		0		1		0		0		1
		ENH	0		0		0		7		3		0		10
		EUK	0		0		0		8		7		0		15
Cass	PROBATION	A	0	0	0	0	0	0	0	0	0	0	0	0	
		AIAN	0	0	0	0	0	0	0	0	0	0	0	0	
		BAAM	0	0	0	0	1	0	0	1	0	0	1	0	3
		NHOPI	0	0	0	0	0	0	0	0	0	0	0	0	
		W	0	0	0	0	3	1	16	9	5	3	3	0	40
		MR	0	0	0	0	0	0	1	0	0	0	0	0	1
		O	0	0	0	0	1	0	4	1	0	1	0	0	7
		Total	0		0		6		32		9		4		51
		EH	0		0		1		9		1		0		11
		ENH	0		0		5		23		8		4		40
		EUK	0		0		0		0		0		0		0

Legend: M=Male, F=Female, AIAN=American Indian or Alaskan Native, A=Asian, BAAM=Black or African American, EH=Ethnicity Hispanic, ENH=Ethnicity Non-Hispanic, EUK=Ethnicity Unknown, MR=Multi Racial, NHOPI=Native Hawaiian or Other Pacific Islander, O=Other, Total=Total By Age, W=White

Juvenile Miscellaneous Demographics

Cases Filed for 2014

		0-5		6-9		10-12		13-16		17		18+		Total Race
		M	F	M	F	M	F	M	F	M	F	M	F	
Clark														
PROBATION	A	0	0	0	0	0	0	0	0	0	0	0	0	0
	AIAN	0	0	0	0	0	0	0	0	0	0	0	0	0
	BAAM	0	0	0	0	0	0	1	0	0	0	0	0	1
	NHOPI	0	0	0	0	0	0	0	0	0	0	0	0	0
	W	0	0	0	0	0	0	1	1	0	0	0	0	2
	MR	0	0	0	0	0	0	0	0	0	0	0	0	0
	O	0	0	0	0	0	0	0	0	0	0	0	0	0
	Total	0	0	0	0	0	0	3	0	0	0	0	0	3
	EH	0	0	0	0	0	0	0	0	0	0	0	0	0
	ENH	0	0	0	0	0	0	0	0	0	0	0	0	0
	EUK	0	0	0	0	0	0	3	0	0	0	0	0	3
Clay														
PROBATION	A	0	0	0	0	0	0	0	0	0	0	0	0	0
	AIAN	0	0	0	0	0	0	0	0	0	0	0	0	0
	BAAM	0	0	0	0	0	0	0	0	0	1	0	0	1
	NHOPI	0	0	0	0	0	0	0	0	0	0	0	0	0
	W	0	0	0	0	0	0	1	8	1	0	0	0	10
	MR	0	0	0	0	0	0	0	0	0	0	0	0	0
	O	0	0	0	0	0	0	0	0	0	0	0	0	0
	Total	0	0	0	0	0	0	9	2	0	0	0	0	11
	EH	0	0	0	0	0	0	0	0	0	0	0	0	0
	ENH	0	0	0	0	0	0	9	2	0	0	0	0	11
	EUK	0	0	0	0	0	0	0	0	0	0	0	0	0
Clinton														
PROBATION	A	0	0	0	0	0	0	0	0	0	0	0	0	0
	AIAN	0	0	0	0	0	0	0	0	0	0	0	0	0
	BAAM	0	0	0	0	0	0	1	0	0	0	0	0	1
	NHOPI	0	0	0	0	0	0	0	0	0	0	0	0	0
	W	0	0	1	0	0	0	5	2	1	0	0	0	9
	MR	0	0	0	0	0	0	0	0	0	0	0	0	0
	O	0	0	0	0	0	1	0	0	0	0	0	0	1
	Total	0	0	1	0	1	0	8	2	1	0	0	0	11
	EH	0	0	0	0	1	0	0	0	0	0	0	0	1
	ENH	0	0	1	0	0	0	7	2	1	0	0	0	9
	EUK	0	0	0	0	0	1	0	0	0	0	0	0	1

Legend: M=Male, F=Female, AIAN=American Indian or Alaskan Native, A=Asian, BAAM=Black or African American, EH=Ethnicity Hispanic, ENH=Ethnicity Non-Hispanic, EUK=Ethnicity Unknown, MR=Multi Racial, NHOPI=Native Hawaiian or Other Pacific Islander, O=Other, Total=Total By Age, W=White

Juvenile Miscellaneous Demographics

Cases Filed for 2014

		0-5		6-9		10-12		13-16		17		18+		Total Race
		M	F	M	F	M	F	M	F	M	F	M	F	
Crawford														
PROBATION	A	0	0	0	0	0	0	0	0	0	0	0	0	0
	AIAN	0	0	0	0	0	0	0	0	0	0	0	0	0
	BAAM	0	0	0	0	0	0	0	0	0	0	0	0	0
	NHOPI	0	0	0	0	0	0	0	0	0	0	0	0	0
	W	0	0	0	0	0	0	9	5	2	0	0	0	16
	MR	0	0	0	0	0	0	0	0	0	0	0	0	0
	O	0	0	0	0	0	0	0	0	0	0	0	0	0
	Total	0		0		0		14		2		0		16
	EH	0		0		0		0		0		0		0
	ENH	0		0		0		0		0		0		0
	EUK	0		0		0		14		2		0		16
Daviess														
PROBATION	A	0	0	0	0	0	0	0	0	0	0	0	0	0
	AIAN	0	0	0	0	0	0	0	0	0	0	0	0	0
	BAAM	0	0	0	0	0	0	0	0	0	0	0	0	0
	NHOPI	0	0	0	0	0	0	0	0	0	0	0	0	0
	W	0	0	0	0	0	0	0	0	0	0	0	0	0
	MR	0	0	0	0	0	0	0	0	0	0	0	0	0
	O	0	0	0	0	0	0	0	0	0	0	0	0	0
	Total	0		0		0		0		0		0		0
	EH	0		0		0		0		0		0		0
	ENH	0		0		0		0		0		0		0
	EUK	0		0		0		0		0		0		0
Dearborn														
PROBATION	A	0	0	0	0	0	0	0	0	0	0	0	0	0
	AIAN	0	0	0	0	0	0	0	0	0	0	0	0	0
	BAAM	0	0	0	0	0	0	0	0	0	0	0	0	0
	NHOPI	0	0	0	0	0	0	0	0	0	0	0	0	0
	W	0	0	0	0	0	0	0	0	0	0	0	0	0
	MR	0	0	0	0	0	0	0	0	0	0	0	0	0
	O	0	0	0	0	0	0	0	0	0	0	0	0	0
	Total	0		0		0		0		0		0		0
	EH	0		0		0		0		0		0		0
	ENH	0		0		0		0		0		0		0
	EUK	0		0		0		0		0		0		0

Legend: M=Male, F=Female, AIAN=American Indian or Alaskan Native, A=Asian, BAAM=Black or African American, EH=Ethnicity Hispanic, ENH=Ethnicity Non-Hispanic, EUK=Ethnicity Unknown, MR=Multi Racial, NHOPI=Native Hawaiian or Other Pacific Islander, O=Other, Total=Total By Age, W=White

Juvenile Miscellaneous Demographics

Cases Filed for 2014

		0-5		6-9		10-12		13-16		17		18+		Total Race
		M	F	M	F	M	F	M	F	M	F	M	F	
Decatur														
PROBATION	A	0	0	0	0	0	0	0	0	0	0	0	0	0
	AIAN	0	0	0	0	0	0	0	0	0	0	0	0	0
	BAAM	0	0	0	0	0	0	0	0	0	0	0	0	0
	NHOPI	0	0	0	0	0	0	0	0	0	0	0	0	0
	W	0	0	0	0	0	2	7	6	9	4	4	2	34
	MR	0	0	0	0	0	0	0	0	0	0	0	0	0
	O	0	0	0	0	0	0	0	0	0	0	0	0	0
	Total		0		0		2	13	13	13		6		34
	EH		0		0		0	0	0	0		0		0
	ENH		0		0		0	0	0	0		0		0
	EUK		0		0		2	13	13	13		6		34
	DeKalb													
PROBATION	A	0	0	0	0	0	0	0	0	0	0	0	0	0
	AIAN	0	0	0	0	0	0	0	0	0	0	0	0	0
	BAAM	0	0	0	0	0	0	0	0	0	0	0	0	0
	NHOPI	0	0	0	0	0	0	0	0	0	0	0	0	0
	W	0	0	0	0	0	0	2	7	3	2	0	0	14
	MR	0	0	0	0	0	0	0	0	0	0	0	0	0
	O	0	0	0	0	0	0	0	0	0	0	0	0	0
	Total		0		0		0	9	5	5		0		14
	EH		0		0		0	2	1	1		0		3
	ENH		0		0		0	7	4	4		0		11
	EUK		0		0		0	0	0	0		0		0
	Delaware													
PROBATION	A	0	0	0	0	0	0	0	0	0	0	0	0	0
	AIAN	0	0	0	0	0	0	0	0	0	0	0	0	0
	BAAM	0	0	1	0	11	4	32	26	9	10	0	0	93
	NHOPI	0	0	0	0	0	0	0	0	0	0	0	0	0
	W	0	0	2	0	22	4	104	55	28	21	0	0	236
	MR	0	0	0	0	2	2	6	3	1	3	0	0	17
	O	0	0	0	0	0	0	0	0	0	0	0	0	0
	Total		0		3		45	226	72	72		0		346
	EH		0		0		4	15	2	2		0		21
	ENH		0		3		41	211	70	70		0		325
	EUK		0		0		0	0	0	0		0		0

Legend: M=Male, F=Female, AIAN=American Indian or Alaskan Native, A=Asian, BAAM=Black or African American, EH=Ethnicity Hispanic, ENH=Ethnicity Non-Hispanic, EUK=Ethnicity Unknown, MR=Multi Racial, NHOPI=Native Hawaiian or Other Pacific Islander, O=Other, Total=Total By Age, W=White

Juvenile Miscellaneous Demographics

Cases Filed for 2014

		0-5		6-9		10-12		13-16		17		18+		Total Race
		M	F	M	F	M	F	M	F	M	F	M	F	
		Dubois												
PROBATION	A	0	0	0	0	0	0	0	0	0	0	0	0	0
	AIAN	0	0	0	0	0	0	0	0	0	0	0	0	0
	BAAM	0	0	0	0	0	0	0	0	0	0	0	0	0
	NHOPI	0	0	0	0	0	0	0	0	0	0	0	0	0
	W	0	0	0	0	3	0	7	4	2	8	1	0	25
	MR	0	0	0	0	0	0	0	0	0	0	0	0	0
	O	0	0	0	0	0	0	0	0	0	0	0	0	0
	Total	0	0	0	0	3	0	11	4	10	8	1	0	25
	EH	0	0	0	0	2	0	1	0	0	0	0	0	3
	ENH	0	0	0	0	1	0	10	0	10	0	1	0	22
	EUK	0	0	0	0	0	0	0	0	0	0	0	0	0
Elkhart														
PROBATION	A	0	0	0	0	0	0	0	0	0	0	0	0	0
	AIAN	0	0	0	0	0	0	0	0	0	0	0	0	0
	BAAM	0	0	2	0	7	3	29	20	5	3	0	2	71
	NHOPI	0	0	0	0	0	0	0	0	0	0	0	0	0
	W	0	0	0	0	8	6	89	74	47	35	14	10	283
	MR	0	0	0	0	0	0	2	1	1	0	0	0	4
	O	0	0	0	0	0	0	3	0	0	0	0	0	3
	Total	0	0	2	0	24	9	218	94	91	38	26	10	361
	EH	0	0	0	0	6	0	47	0	14	0	4	0	71
	ENH	0	0	2	0	16	0	155	0	72	0	18	0	263
	EUK	0	0	0	0	2	0	16	0	5	0	4	0	27
Fayette														
PROBATION	A	0	0	0	0	0	0	0	0	0	0	0	0	0
	AIAN	0	0	0	0	0	0	0	0	0	0	0	0	0
	BAAM	0	0	0	0	0	0	0	0	0	0	0	0	0
	NHOPI	0	0	0	0	0	0	0	0	0	0	0	0	0
	W	0	0	0	0	1	1	13	6	2	4	0	0	27
	MR	0	0	0	0	0	0	0	0	1	0	0	0	1
	O	0	0	0	0	0	0	0	0	0	0	0	0	0
	Total	0	0	0	0	2	1	19	6	7	4	0	0	28
	EH	0	0	0	0	0	0	0	0	0	0	0	0	0
	ENH	0	0	0	0	1	0	6	0	0	0	0	0	7
	EUK	0	0	0	0	1	0	13	0	7	0	0	0	21

Legend: M=Male, F=Female, AIAN=American Indian or Alaskan Native, A=Asian, BAAM=Black or African American, EH=Ethnicity Hispanic, ENH=Ethnicity Non-Hispanic, EUK=Ethnicity Unknown, MR=Multi Racial, NHOPI=Native Hawaiian or Other Pacific Islander, O=Other, Total=Total By Age, W=White

Juvenile Miscellaneous Demographics

Cases Filed for 2014

		0-5		6-9		10-12		13-16		17		18+		Total Race
		M	F	M	F	M	F	M	F	M	F	M	F	
		Floyd												
PROBATION	A	0	0	0	0	0	0	0	0	0	0	0	0	0
	AIAN	0	0	0	0	0	0	0	0	0	0	0	0	0
	BAAM	0	0	0	0	3	2	4	4	0	0	0	0	13
	NHOPI	0	0	0	0	0	0	0	0	0	0	0	0	0
	W	0	0	0	0	1	1	14	12	9	6	2	1	46
	MR	0	0	0	0	0	0	3	1	0	0	0	0	4
	O	0	0	0	0	0	0	1	1	0	0	0	0	2
	Total	0		0		7		40		15		3		65
	EH	0		0		0		0		0		0		0
	ENH	0		0		4		10		7		0		21
	EUK	0		0		3		30		8		3		44
Fountain														
PROBATION	A	0	0	0	0	0	0	0	0	0	0	0	0	0
	AIAN	0	0	0	0	0	0	0	0	0	0	0	0	0
	BAAM	0	0	0	0	0	0	2	0	0	0	0	0	2
	NHOPI	0	0	0	0	0	0	0	0	0	0	0	0	0
	W	7	4	7	2	4	0	35	14	4	3	0	0	80
	MR	0	0	0	0	0	0	1	0	0	0	0	0	1
	O	0	0	1	1	0	0	1	0	0	0	0	0	3
	Total	11		11		4		53		7		0		86
	EH	0		2		0		1		0		0		3
	ENH	8		6		3		35		5		0		57
	EUK	3		3		1		17		2		0		26
Franklin														
PROBATION	A	0	0	0	0	0	0	0	0	0	0	0	0	0
	AIAN	0	0	0	0	0	0	0	0	0	0	0	0	0
	BAAM	0	0	0	0	0	0	0	0	0	0	0	0	0
	NHOPI	0	0	0	0	0	0	0	0	0	0	0	0	0
	W	0	0	0	0	4	0	54	27	10	6	13	6	120
	MR	0	0	0	0	0	0	0	0	0	0	0	0	0
	O	0	0	0	0	0	0	0	0	0	0	0	0	0
	Total	0		0		4		81		16		19		120
	EH	0		0		0		0		0		0		0
	ENH	0		0		4		67		13		11		95
	EUK	0		0		0		14		3		8		25

Legend: M=Male, F=Female, AIAN=American Indian or Alaskan Native, A=Asian, BAAM=Black or African American, EH=Ethnicity Hispanic, ENH=Ethnicity Non-Hispanic, EUK=Ethnicity Unknown, MR=Multi Racial, NHOPI=Native Hawaiian or Other Pacific Islander, O=Other, Total=Total By Age, W=White

Juvenile Miscellaneous Demographics

Cases Filed for 2014

		0-5		6-9		10-12		13-16		17		18+		Total Race
		M	F	M	F	M	F	M	F	M	F	M	F	
Fulton														
PROBATION	A	0	0	0	0	0	0	0	0	0	0	0	0	0
	AIAN	0	0	0	0	0	0	0	0	0	0	0	0	0
	BAAM	0	0	0	0	0	0	0	0	0	0	0	0	0
	NHOPI	0	0	0	0	0	0	0	0	0	0	0	0	0
	W	2	1	7	5	4	2	11	12	7	2	0	0	53
	MR	0	0	0	0	0	0	0	0	1	0	0	0	1
	O	0	0	0	0	0	0	0	0	0	0	0	0	0
	Total	3		12		6		23		10		0		54
	EH	0		0		0		0		0		0		0
	ENH	3		12		6		23		10		0		54
	EUK	0		0		0		0		0		0		0
Gibson														
PROBATION	A	0	0	0	0	0	0	0	0	0	0	0	0	0
	AIAN	0	0	0	0	0	0	0	0	0	0	0	0	0
	BAAM	0	0	0	0	0	0	0	0	1	0	0	0	1
	NHOPI	0	0	1	0	0	0	0	0	0	0	0	0	1
	W	4	5	2	3	5	0	25	16	8	9	0	0	77
	MR	0	0	1	0	0	1	1	0	0	0	0	0	3
	O	0	0	0	0	0	0	0	0	0	0	0	0	0
	Total	9		7		6		42		18		0		82
	EH	0		1		0		0		0		0		1
	ENH	9		5		3		12		8		0		37
	EUK	0		1		3		30		10		0		44
Grant														
PROBATION	A	0	0	0	0	0	0	0	0	0	0	0	0	0
	AIAN	0	0	0	0	0	0	0	0	0	0	0	0	0
	BAAM	0	0	0	0	0	0	0	1	0	0	0	0	1
	NHOPI	0	0	0	0	0	0	0	0	0	0	0	0	0
	W	0	0	0	0	0	0	9	3	2	1	0	0	15
	MR	0	0	0	0	0	0	1	0	1	0	0	0	2
	O	0	0	0	0	0	0	0	0	0	0	0	0	0
	Total	0		0		0		14		4		0		18
	EH	0		0		0		1		0		0		1
	ENH	0		0		0		10		4		0		14
	EUK	0		0		0		3		0		0		3

Legend: M=Male, F=Female, AIAN=American Indian or Alaskan Native, A=Asian, BAAM=Black or African American, EH=Ethnicity Hispanic, ENH=Ethnicity Non-Hispanic, EUK=Ethnicity Unknown, MR=Multi Racial, NHOPI=Native Hawaiian or Other Pacific Islander, O=Other, Total=Total By Age, W=White

Juvenile Miscellaneous Demographics

Cases Filed for 2014

		0-5		6-9		10-12		13-16		17		18+		Total Race
		M	F	M	F	M	F	M	F	M	F	M	F	
Greene														
PROBATION	A	0	0	0	0	0	0	0	0	0	0	0	0	0
	AIAN	0	0	0	0	0	0	0	0	0	0	0	0	0
	BAAM	0	0	0	0	0	0	0	0	0	0	0	0	0
	NHOPI	0	0	0	0	0	0	0	0	0	0	0	0	0
	W	3	8	6	6	3	5	15	15	3	3	1	0	68
	MR	1	0	0	0	0	0	0	0	0	0	0	0	1
	O	2	4	3	1	1	0	0	6	2	0	0	1	20
	Total	18		16		9		36		8		2		89
	EH	0		0		0		0		0		0		0
	ENH	5		3		3		8		2		0		21
	EUK	13		13		6		28		6		2		68
Hamilton														
PROBATION	A	0	0	0	0	0	0	1	0	0	0	1	1	3
	AIAN	0	0	0	0	0	0	0	0	0	0	0	0	0
	BAAM	0	0	0	0	0	0	5	3	4	3	1	1	17
	NHOPI	0	0	0	0	0	0	0	0	1	0	0	0	1
	W	0	0	0	0	0	1	52	49	64	43	23	14	246
	MR	0	0	0	0	0	0	2	1	0	0	0	0	3
	O	0	0	0	0	0	0	1	0	1	0	0	0	2
	Total	0		0		1		114		116		41		272
	EH	0		0		1		28		21		6		56
	ENH	0		0		0		60		72		25		157
	EUK	0		0		0		26		23		10		59
Hancock														
PROBATION	A	0	0	0	0	0	0	0	0	0	0	0	0	0
	AIAN	0	0	0	0	0	0	0	0	0	0	0	0	0
	BAAM	0	0	0	0	0	0	1	0	0	0	1	0	2
	NHOPI	0	0	0	0	0	0	0	0	0	0	0	0	0
	W	0	0	0	0	2	0	6	6	7	2	2	2	27
	MR	0	0	0	0	0	0	0	0	0	0	0	0	0
	O	0	0	0	0	0	0	0	0	0	0	0	0	0
	Total	0		0		2		13		9		5		29
	EH	0		0		0		0		0		0		0
	ENH	0		0		1		3		2		1		7
	EUK	0		0		1		10		7		4		22

Legend: M=Male, F=Female, AIAN=American Indian or Alaskan Native, A=Asian, BAAM=Black or African American, EH=Ethnicity Hispanic, ENH=Ethnicity Non-Hispanic, EUK=Ethnicity Unknown, MR=Multi Racial, NHOPI=Native Hawaiian or Other Pacific Islander, O=Other, Total=Total By Age, W=White

Juvenile Miscellaneous Demographics

Cases Filed for 2014

			0-5		6-9		10-12		13-16		17		18+		Total Race
			M	F	M	F	M	F	M	F	M	F	M	F	
Harrison	PROBATION	A	0	0	0	0	0	0	0	0	0	0	0	0	
		AIAN	0	0	0	0	0	0	0	0	0	0	0	0	0
		BAAM	0	0	0	0	0	0	0	0	0	0	0	0	0
		NHOPI	0	0	0	0	0	0	0	0	0	0	0	0	0
		W	0	0	0	0	0	0	0	0	0	0	0	0	0
		MR	0	0	0	0	0	0	0	0	0	0	0	0	0
		O	0	0	0	0	0	0	0	0	0	0	0	0	0
		Total	0		0		0		0		0		0		0
		EH	0		0		0		0		0		0		0
		ENH	0		0		0		0		0		0		0
		EUK	0		0		0		0		0		0		0
Hendricks	PROBATION	A	0	0	0	0	0	0	0	0	0	0	0	0	0
		AIAN	0	0	0	0	0	0	0	0	0	0	0	0	0
		BAAM	0	0	0	0	1	1	1	1	0	2	0	0	5
		NHOPI	0	0	0	0	0	0	0	0	0	1	0	0	1
		W	0	0	0	0	0	0	7	11	3	7	1	3	32
		MR	0	0	0	0	0	0	1	1	0	0	0	0	2
		O	0	0	0	0	0	0	1	0	0	0	0	0	1
		Total	0		0		1		23		13		4		41
		EH	0		0		0		1		0		1		2
		ENH	0		0		1		6		6		1		14
		EUK	0		0		0		16		7		2		25
Henry	PROBATION	A	0	0	0	0	0	0	0	0	0	0	0	0	0
		AIAN	0	0	0	0	0	0	0	0	0	0	0	0	0
		BAAM	0	0	0	0	1	0	0	0	0	0	0	0	1
		NHOPI	0	0	0	0	0	0	0	0	0	0	0	0	0
		W	0	0	1	0	3	2	10	7	7	0	1	0	31
		MR	0	0	0	0	0	0	0	0	0	0	0	0	0
		O	0	0	0	0	0	0	0	1	0	0	0	0	1
		Total	0		1		6		18		7		1		33
		EH	0		0		0		1		0		0		1
		ENH	0		1		3		12		4		1		21
		EUK	0		0		3		5		3		0		11

Legend: M=Male, F=Female, AIAN=American Indian or Alaskan Native, A=Asian, BAAM=Black or African American, EH=Ethnicity Hispanic, ENH=Ethnicity Non-Hispanic, EUK=Ethnicity Unknown, MR=Multi Racial, NHOPI=Native Hawaiian or Other Pacific Islander, O=Other, Total=Total By Age, W=White

Juvenile Miscellaneous Demographics

Cases Filed for 2014

		0-5		6-9		10-12		13-16		17		18+		Total Race
		M	F	M	F	M	F	M	F	M	F	M	F	
Howard														
PROBATION	A	0	0	0	0	0	0	0	0	0	0	0	0	0
	AIAN	0	0	0	0	0	0	0	0	0	0	0	0	0
	BAAM	0	0	0	0	0	0	0	0	1	0	0	0	1
	NHOPI	0	0	0	0	0	0	0	0	0	0	0	0	0
	W	0	0	0	0	0	0	1	0	1	0	0	0	2
	MR	0	0	0	0	0	0	0	0	0	0	0	0	0
	O	0	0	0	0	0	0	0	0	0	0	0	0	0
	Total	0		0		0		1		2		0		3
	EH	0		0		0		0		0		0		0
	ENH	0		0		0		0		0		0		0
	EUK	0		0		0		1		2		0		3
Huntington														
PROBATION	A	0	0	0	0	0	0	0	0	0	0	0	0	0
	AIAN	0	0	0	0	0	0	0	0	0	0	0	0	0
	BAAM	0	0	0	0	0	0	0	0	0	0	0	0	0
	NHOPI	0	0	0	0	0	0	0	0	0	0	0	0	0
	W	0	0	0	0	0	0	1	2	1	0	1	0	5
	MR	0	0	0	0	0	0	0	0	0	0	0	0	0
	O	0	0	0	0	0	0	0	1	0	0	0	0	1
	Total	0		0		0		4		1		1		6
	EH	0		0		0		0		0		0		0
	ENH	0		0		0		1		1		0		2
	EUK	0		0		0		3		0		1		4
Jackson														
PROBATION	A	0	0	0	0	0	0	0	0	0	0	0	0	0
	AIAN	0	0	0	0	0	0	0	0	0	0	0	0	0
	BAAM	0	0	0	0	1	0	0	0	0	0	0	0	1
	NHOPI	0	0	0	0	0	0	0	0	0	0	0	0	0
	W	0	0	0	0	1	0	14	5	3	1	0	0	24
	MR	0	0	0	0	1	0	1	0	0	0	0	0	2
	O	0	0	0	0	0	0	0	0	0	0	0	0	0
	Total	0		0		3		20		4		0		27
	EH	0		0		0		1		0		0		1
	ENH	0		0		1		5		1		0		7
	EUK	0		0		2		14		3		0		19

Legend: M=Male, F=Female, AIAN=American Indian or Alaskan Native, A=Asian, BAAM=Black or African American, EH=Ethnicity Hispanic, ENH=Ethnicity Non-Hispanic, EUK=Ethnicity Unknown, MR=Multi Racial, NHOPI=Native Hawaiian or Other Pacific Islander, O=Other, Total=Total By Age, W=White

Juvenile Miscellaneous Demographics

Cases Filed for 2014

		0-5		6-9		10-12		13-16		17		18+		Total Race	
		M	F	M	F	M	F	M	F	M	F	M	F		
Jasper	PROBATION	A	0	0	0	0	0	0	0	0	0	0	0	0	
		AIAN	0	0	0	0	0	0	0	0	0	0	0	0	
		BAAM	0	0	0	0	0	0	1	0	0	0	0	0	1
		NHOPI	0	0	0	0	1	0	0	0	0	0	0	0	1
		W	0	0	0	0	1	1	9	6	3	2	0	0	22
		MR	0	0	0	0	0	0	0	0	0	0	0	0	0
		O	0	0	0	0	0	0	0	2	0	0	0	0	2
		Total	0		0		3		18		5		0		26
		EH	0		0		0		2		0		0		2
		ENH	0		0		1		8		3		0		12
		EUK	0		0		2		8		2		0		12
	Jay	PROBATION	A	0	0	0	0	0	0	0	0	0	0	0	0
		AIAN	0	0	0	0	0	0	0	0	0	0	0	0	
		BAAM	0	0	0	0	0	0	0	0	0	0	0	0	
		NHOPI	0	0	0	0	0	0	0	0	0	0	0	0	
		W	0	0	0	0	0	0	0	0	0	0	0	0	
		MR	0	0	0	0	0	0	0	0	0	0	0	0	
		O	0	0	0	0	0	0	0	0	0	0	0	0	
		Total	0		0		0		0		0		0		0
		EH	0		0		0		0		0		0		0
		ENH	0		0		0		0		0		0		0
		EUK	0		0		0		0		0		0		0
Jefferson		PROBATION	A	0	0	0	0	0	0	0	0	0	0	0	0
		AIAN	0	0	0	0	0	0	0	0	0	0	0	0	
		BAAM	0	0	0	0	0	0	0	0	0	0	0	0	
		NHOPI	0	0	0	0	0	0	0	0	0	0	0	0	
		W	0	0	0	0	0	0	0	0	0	0	0	0	
		MR	0	0	0	0	0	0	0	0	0	0	0	0	
		O	0	0	0	0	0	0	0	0	0	0	0	0	
		Total	0		0		0		0		0		0		0
		EH	0		0		0		0		0		0		0
		ENH	0		0		0		0		0		0		0
		EUK	0		0		0		0		0		0		0

Legend: M=Male, F=Female, AIAN=American Indian or Alaskan Native, A=Asian, BAAM=Black or African American, EH=Ethnicity Hispanic, ENH=Ethnicity Non-Hispanic, EUK=Ethnicity Unknown, MR=Multi Racial, NHOPI=Native Hawaiian or Other Pacific Islander, O=Other, Total=Total By Age, W=White

Juvenile Miscellaneous Demographics

Cases Filed for 2014

		0-5		6-9		10-12		13-16		17		18+		Total Race
		M	F	M	F	M	F	M	F	M	F	M	F	
Jennings														
PROBATION	A	0	0	0	0	0	0	0	0	0	0	0	0	0
	AIAN	0	0	0	0	0	0	0	0	0	0	0	0	0
	BAAM	0	0	0	0	0	0	0	0	0	0	0	0	0
	NHOPI	0	0	0	0	0	0	0	0	0	0	0	0	0
	W	0	0	0	0	1	0	11	4	3	2	3	1	25
	MR	0	0	0	0	0	0	0	5	0	5	0	1	11
	O	0	0	0	0	0	0	4	0	1	0	2	0	7
	Total	0	0	0	0	1	0	24	4	11	7	7	1	43
	EH	0	0	0	0	0	0	0	0	0	0	0	0	0
	ENH	0	0	0	0	1	0	19	4	8	0	3	0	31
	EUK	0	0	0	0	0	0	5	0	3	0	4	0	12
Johnson														
PROBATION	A	0	0	0	0	0	0	0	0	0	1	0	0	1
	AIAN	0	0	0	0	0	0	0	0	0	0	0	0	0
	BAAM	0	0	0	0	0	0	0	0	0	0	0	0	0
	NHOPI	0	0	0	0	0	0	0	0	0	0	0	0	0
	W	0	0	0	0	9	2	84	56	46	34	5	3	239
	MR	0	0	0	0	1	0	4	5	4	0	0	0	14
	O	0	0	0	0	0	0	5	3	8	5	0	1	22
	Total	0	0	0	0	12	2	157	64	98	39	9	3	276
	EH	0	0	0	0	1	0	9	5	2	0	0	0	12
	ENH	0	0	0	0	11	2	148	61	96	0	9	0	264
	EUK	0	0	0	0	0	0	0	0	0	0	0	0	0
Knox														
PROBATION	A	0	0	0	0	0	0	1	0	0	0	0	0	1
	AIAN	0	0	0	0	0	0	0	0	0	0	0	0	0
	BAAM	0	0	0	0	0	0	0	1	0	0	0	0	1
	NHOPI	0	0	0	0	0	0	0	0	0	0	0	0	0
	W	0	0	0	0	0	1	5	4	0	0	0	0	10
	MR	0	0	0	0	0	0	0	0	0	0	0	0	0
	O	0	0	0	0	0	0	0	0	0	0	0	0	0
	Total	0	0	0	0	1	1	11	5	0	0	0	0	12
	EH	0	0	0	0	0	0	0	0	0	0	0	0	0
	ENH	0	0	0	0	0	0	9	4	0	0	0	0	9
	EUK	0	0	0	0	1	1	2	1	0	0	0	0	3

Legend: M=Male, F=Female, AIAN=American Indian or Alaskan Native, A=Asian, BAAM=Black or African American, EH=Ethnicity Hispanic, ENH=Ethnicity Non-Hispanic, EUK=Ethnicity Unknown, MR=Multi Racial, NHOPI=Native Hawaiian or Other Pacific Islander, O=Other, Total=Total By Age, W=White

Juvenile Miscellaneous Demographics

Cases Filed for 2014

		0-5		6-9		10-12		13-16		17		18+		Total Race
		M	F	M	F	M	F	M	F	M	F	M	F	
Kosciusko														
PROBATION	A	0	0	0	0	0	0	0	0	0	0	0	0	0
	AIAN	0	0	0	0	0	0	0	0	0	0	0	0	0
	BAAM	0	0	0	0	0	0	0	0	0	0	0	0	0
	NHOPI	0	0	0	0	0	0	0	0	0	0	0	0	0
	W	0	0	0	0	0	0	0	0	0	0	0	0	0
	MR	0	0	0	0	0	0	0	0	0	0	0	0	0
	O	0	0	0	0	0	0	0	0	0	0	0	0	0
	Total	0		0		0		0		0		0		0
	EH	0		0		0		0		0		0		0
	ENH	0		0		0		0		0		0		0
	EUK	0		0		0		0		0		0		0
LaGrange														
PROBATION	A	0	0	0	0	0	0	0	0	0	0	0	0	0
	AIAN	0	0	0	0	0	0	0	0	0	0	0	0	0
	BAAM	1	0	0	0	0	0	1	0	0	0	0	0	2
	NHOPI	0	0	0	0	0	0	0	0	0	0	0	0	0
	W	11	9	4	7	4	4	26	15	10	4	4	2	100
	MR	0	0	0	0	0	0	0	0	0	0	0	0	0
	O	0	0	0	0	0	0	0	0	0	0	0	0	0
	Total	21		11		8		42		14		6		102
	EH	0		0		0		2		1		0		3
	ENH	21		11		8		40		13		6		99
	EUK	0		0		0		0		0		0		0
Lake														
PROBATION	A	0	0	0	0	0	0	0	1	0	0	0	0	1
	AIAN	0	0	0	0	0	0	0	0	0	0	0	0	0
	BAAM	0	0	0	0	5	0	37	32	11	11	4	0	100
	NHOPI	0	0	0	0	1	0	0	0	0	0	0	0	1
	W	1	0	0	0	7	7	70	64	32	15	1	2	199
	MR	0	0	0	0	1	2	10	5	1	0	2	0	21
	O	0	0	0	0	4	1	17	14	6	1	2	1	46
	Total	1		0		28		250		77		12		368
	EH	0		0		9		70		19		5		103
	ENH	1		0		19		180		58		7		265
	EUK	0		0		0		0		0		0		0

Legend: M=Male, F=Female, AIAN=American Indian or Alaskan Native, A=Asian, BAAM=Black or African American, EH=Ethnicity Hispanic, ENH=Ethnicity Non-Hispanic, EUK=Ethnicity Unknown, MR=Multi Racial, NHOPI=Native Hawaiian or Other Pacific Islander, O=Other, Total=Total By Age, W=White

Juvenile Miscellaneous Demographics

Cases Filed for 2014

		0-5		6-9		10-12		13-16		17		18+		Total Race
		M	F	M	F	M	F	M	F	M	F	M	F	
		LaPorte												
PROBATION	A	0	0	0	0	0	0	0	0	0	0	0	0	0
	AIAN	0	0	0	0	0	0	0	0	0	0	0	0	0
	BAAM	0	0	0	0	2	0	12	17	4	2	0	0	37
	NHOPI	0	0	0	0	0	0	0	0	0	0	0	0	0
	W	0	0	0	0	4	4	31	36	21	11	2	0	109
	MR	0	0	0	0	2	1	1	3	1	0	0	0	8
	O	0	0	0	0	3	0	4	2	1	1	0	0	11
	Total	0		0		16		106		41		2		165
	EH	0		0		4		8		2		0		14
	ENH	0		0		7		75		31		2		115
	EUK	0		0		5		23		8		0		36
Lawrence														
PROBATION	A	0	0	0	0	0	0	0	0	0	0	0	0	0
	AIAN	0	0	0	0	0	0	0	0	0	0	0	0	0
	BAAM	0	0	0	0	0	0	0	0	0	0	0	0	0
	NHOPI	0	0	0	0	0	0	0	0	0	0	0	0	0
	W	0	0	0	0	2	0	9	4	5	6	0	0	26
	MR	0	0	0	0	0	0	3	0	1	0	0	0	4
	O	0	0	0	0	0	0	0	0	0	0	0	0	0
	Total	0		0		2		16		12		0		30
	EH	0		0		0		0		0		0		0
	ENH	0		0		0		0		0		0		0
	EUK	0		0		2		16		12		0		30
Madison														
PROBATION	A	0	0	0	0	0	0	0	0	1	0	0	0	1
	AIAN	0	0	0	0	0	0	0	0	0	0	0	0	0
	BAAM	0	0	0	0	1	3	19	15	0	4	0	0	42
	NHOPI	0	0	0	0	0	0	0	0	0	0	0	0	0
	W	0	0	0	0	5	3	45	43	22	12	0	0	130
	MR	0	0	0	0	0	0	0	0	0	0	0	0	0
	O	0	0	0	0	0	0	5	2	0	0	1	0	8
	Total	0		0		12		129		39		1		181
	EH	0		0		1		6		1		1		9
	ENH	0		0		8		91		29		0		128
	EUK	0		0		3		32		9		0		44

Legend: M=Male, F=Female, AIAN=American Indian or Alaskan Native, A=Asian, BAAM=Black or African American, EH=Ethnicity Hispanic, ENH=Ethnicity Non-Hispanic, EUK=Ethnicity Unknown, MR=Multi Racial, NHOPI=Native Hawaiian or Other Pacific Islander, O=Other, Total=Total By Age, W=White

Juvenile Miscellaneous Demographics

Cases Filed for 2014

		0-5		6-9		10-12		13-16		17		18+		Total Race
		M	F	M	F	M	F	M	F	M	F	M	F	
		Marion												
PROBATION	A	4	3	0	1	0	0	0	0	0	0	0	0	8
	AIAN	0	0	0	0	0	0	0	0	0	0	0	0	0
	BAAM	95	112	48	44	26	20	20	20	5	6	9	15	420
	NHOPI	0	0	0	0	0	0	0	0	0	0	0	0	0
	W	86	92	31	38	20	21	18	26	8	6	8	6	360
	MR	22	23	10	3	2	3	2	2	0	2	2	2	73
	O	98	3	48	1	22	0	18	2	8	0	2	0	202
	Total	538		224		114		108		35		44		1063
	EH	12		4		6		7		1		0		30
	ENH	407		152		76		73		27		29		764
	EUK	119		68		32		28		7		15		269
Marshall														
PROBATION	A	0	0	0	0	0	0	0	0	0	0	0	0	0
	AIAN	0	0	0	0	0	0	0	0	0	0	0	0	0
	BAAM	0	0	0	0	0	0	2	0	0	0	0	0	2
	NHOPI	0	0	0	0	0	0	0	0	0	0	0	0	0
	W	0	0	0	0	1	0	11	8	9	2	0	0	31
	MR	0	0	0	0	0	0	0	0	0	0	0	0	0
	O	0	0	0	0	0	0	0	0	0	0	0	0	0
	Total	0		0		1		21		11		0		33
	EH	0		0		0		1		2		0		3
	ENH	0		0		0		0		0		0		0
EUK	0		0		1		20		9		0		30	
Martin														
PROBATION	A	0	0	0	0	0	0	0	0	0	0	0	0	0
	AIAN	0	0	0	0	0	0	0	0	0	0	0	0	0
	BAAM	0	0	0	0	0	0	0	0	0	0	0	0	0
	NHOPI	0	0	0	0	0	0	0	0	0	0	0	0	0
	W	9	9	8	2	3	1	4	7	4	3	0	0	50
	MR	1	1	0	0	0	0	0	0	0	0	0	0	2
	O	0	0	0	0	0	0	0	0	0	0	0	0	0
	Total	20		10		4		11		7		0		52
	EH	0		0		0		0		0		0		0
	ENH	10		7		4		8		6		0		35
EUK	10		3		0		3		1		0		17	

Legend: M=Male, F=Female, AIAN=American Indian or Alaskan Native, A=Asian, BAAM=Black or African American, EH=Ethnicity Hispanic, ENH=Ethnicity Non-Hispanic, EUK=Ethnicity Unknown, MR=Multi Racial, NHOPI=Native Hawaiian or Other Pacific Islander, O=Other, Total=Total By Age, W=White

Juvenile Miscellaneous Demographics

Cases Filed for 2014

		0-5		6-9		10-12		13-16		17		18+		Total Race
		M	F	M	F	M	F	M	F	M	F	M	F	
Miami														
PROBATION	A	0	0	0	0	0	0	0	0	0	0	0	0	0
	AIAN	0	0	0	0	0	0	0	0	0	0	0	0	0
	BAAM	0	0	0	0	0	0	1	0	0	0	0	0	1
	NHOPI	0	0	0	0	0	0	0	0	0	0	0	0	0
	W	0	0	0	0	0	0	5	1	2	1	0	1	10
	MR	0	0	0	0	0	0	0	0	0	0	0	0	0
	O	0	0	0	0	0	0	1	0	0	0	0	0	1
	Total	0	0	0	0	0	0	8	1	2	1	0	1	12
	EH	0	0	0	0	0	0	0	0	0	0	0	0	0
	ENH	0	0	0	0	0	0	0	0	0	0	0	0	0
	EUK	0	0	0	0	0	0	8	1	2	1	0	1	12
Monroe														
PROBATION	A	0	0	0	0	0	0	0	0	1	0	0	0	1
	AIAN	0	0	0	0	0	0	0	0	0	0	0	0	0
	BAAM	0	0	0	0	0	0	4	0	0	1	0	0	5
	NHOPI	0	0	0	0	0	0	0	0	0	0	0	0	0
	W	0	0	0	0	1	1	12	5	1	2	1	0	23
	MR	0	0	0	0	0	0	0	0	0	0	0	0	0
	O	0	0	0	0	1	2	0	0	0	0	0	0	3
	Total	0	0	0	0	5	3	21	5	5	2	1	0	32
	EH	0	0	0	0	0	0	0	0	0	0	0	0	0
	ENH	0	0	0	0	1	1	14	2	2	0	0	0	17
	EUK	0	0	0	0	4	2	7	2	3	1	0	1	15
Montgomery														
PROBATION	A	0	0	0	0	0	0	0	0	0	0	0	0	0
	AIAN	0	0	0	0	0	0	0	0	0	0	0	0	0
	BAAM	0	0	0	0	0	0	0	0	0	0	0	0	0
	NHOPI	0	0	0	0	0	0	0	0	0	0	0	0	0
	W	0	0	0	0	0	0	2	1	1	0	0	0	4
	MR	0	0	0	0	0	0	0	0	0	0	0	0	0
	O	0	0	0	0	0	0	0	0	0	0	0	0	0
	Total	0	0	0	0	0	0	3	1	1	0	0	0	4
	EH	0	0	0	0	0	0	1	0	0	0	0	0	1
	ENH	0	0	0	0	0	0	2	0	0	0	0	0	2
	EUK	0	0	0	0	0	0	0	1	1	0	0	0	1

Legend: M=Male, F=Female, AIAN=American Indian or Alaskan Native, A=Asian, BAAM=Black or African American, EH=Ethnicity Hispanic, ENH=Ethnicity Non-Hispanic, EUK=Ethnicity Unknown, MR=Multi Racial, NHOPI=Native Hawaiian or Other Pacific Islander, O=Other, Total=Total By Age, W=White

Juvenile Miscellaneous Demographics

Cases Filed for 2014

		0-5		6-9		10-12		13-16		17		18+		Total Race
		M	F	M	F	M	F	M	F	M	F	M	F	
Morgan														
PROBATION	A	0	0	0	0	0	0	0	0	0	0	0	0	0
	AIAN	0	0	0	0	0	0	0	0	0	0	0	0	0
	BAAM	0	0	0	0	0	0	0	0	0	0	0	0	0
	NHOPI	0	0	0	0	0	0	0	0	0	0	0	0	0
	W	1	3	3	3	1	3	16	7	6	5	4	0	52
	MR	0	0	0	0	1	0	5	0	1	0	2	0	9
	O	0	0	0	0	0	0	0	0	0	0	0	0	0
	Total	4		6		5		28		12		6		61
	EH	0		0		0		0		0		0		0
	ENH	4		6		5		18		8		6		47
	EUK	0		0		0		10		4		0		14
Newton														
PROBATION	A	0	0	0	0	0	0	0	0	0	0	0	0	0
	AIAN	0	0	0	0	0	0	0	0	0	0	0	0	0
	BAAM	0	0	0	0	0	0	0	0	0	0	0	0	0
	NHOPI	0	0	0	0	0	0	0	0	0	0	0	0	0
	W	0	0	0	0	0	0	2	5	0	0	0	0	7
	MR	0	0	0	0	0	0	2	0	0	0	0	0	2
	O	0	0	0	0	0	0	0	0	0	0	0	0	0
	Total	0		0		0		9		0		0		9
	EH	0		0		0		0		0		0		0
	ENH	0		0		0		0		0		0		0
	EUK	0		0		0		9		0		0		9
Noble														
PROBATION	A	0	0	0	0	0	0	0	0	0	0	0	0	0
	AIAN	0	0	0	0	0	0	0	0	0	0	0	0	0
	BAAM	0	0	0	0	0	0	0	0	0	0	0	0	0
	NHOPI	0	0	0	0	0	0	0	0	0	0	0	0	0
	W	0	0	0	0	0	0	0	3	0	0	0	0	3
	MR	0	0	0	0	0	0	0	0	0	0	0	0	0
	O	0	0	0	0	0	0	0	0	0	0	0	0	0
	Total	0		0		0		3		0		0		3
	EH	0		0		0		0		0		0		0
	ENH	0		0		0		3		0		0		3
	EUK	0		0		0		0		0		0		0

Legend: M=Male, F=Female, AIAN=American Indian or Alaskan Native, A=Asian, BAAM=Black or African American, EH=Ethnicity Hispanic, ENH=Ethnicity Non-Hispanic, EUK=Ethnicity Unknown, MR=Multi Racial, NHOPI=Native Hawaiian or Other Pacific Islander, O=Other, Total=Total By Age, W=White

Juvenile Miscellaneous Demographics

Cases Filed for 2014

		0-5		6-9		10-12		13-16		17		18+		Total Race
		M	F	M	F	M	F	M	F	M	F	M	F	
Ohio														
PROBATION	A	0	0	0	0	0	0	0	0	0	0	0	0	0
	AIAN	0	0	0	0	0	0	0	0	0	0	0	0	0
	BAAM	0	0	0	0	0	0	0	0	0	0	0	0	0
	NHOPI	0	0	0	0	0	0	0	0	0	0	0	0	0
	W	0	0	0	0	0	0	0	0	0	0	0	0	0
	MR	0	0	0	0	0	0	0	0	0	0	0	0	0
	O	0	0	0	0	0	0	0	0	0	0	0	0	0
	Total	0	0	0	0	0	0	0	0	0	0	0	0	0
	EH	0	0	0	0	0	0	0	0	0	0	0	0	0
	ENH	0	0	0	0	0	0	0	0	0	0	0	0	0
	EUK	0	0	0	0	0	0	0	0	0	0	0	0	0
Orange														
PROBATION	A	0	0	0	0	0	0	0	0	0	0	0	0	0
	AIAN	0	0	0	0	0	0	0	0	0	0	0	0	0
	BAAM	0	0	0	0	0	0	0	0	0	0	0	0	0
	NHOPI	0	0	0	0	0	0	0	0	0	0	0	0	0
	W	5	8	5	9	3	3	20	14	0	0	0	0	67
	MR	0	0	0	0	0	0	0	0	0	0	0	0	0
	O	0	0	0	0	0	0	0	0	0	0	0	0	0
	Total	13	13	14	18	6	6	34	28	0	0	0	0	67
	EH	0	0	0	0	0	0	0	0	0	0	0	0	0
	ENH	0	0	0	0	0	0	0	0	0	0	0	0	0
	EUK	13	13	14	18	6	6	34	28	0	0	0	0	67
Owen														
PROBATION	A	0	0	0	0	0	0	0	0	0	0	0	0	0
	AIAN	0	0	0	0	0	0	0	0	0	0	0	0	0
	BAAM	0	0	0	0	0	0	0	0	0	0	0	0	0
	NHOPI	0	0	0	0	0	0	0	0	0	0	0	0	0
	W	2	2	0	1	0	0	0	0	0	0	1	0	6
	MR	0	0	0	0	0	0	0	0	0	0	0	0	0
	O	0	0	0	0	0	0	0	0	0	0	0	0	0
	Total	4	4	1	1	0	0	0	0	0	0	1	0	6
	EH	0	0	0	0	0	0	0	0	0	0	0	0	0
	ENH	0	0	0	0	0	0	0	0	0	0	0	0	0
	EUK	4	4	1	1	0	0	0	0	0	0	1	0	6

Legend: M=Male, F=Female, AIAN=American Indian or Alaskan Native, A=Asian, BAAM=Black or African American, EH=Ethnicity Hispanic, ENH=Ethnicity Non-Hispanic, EUK=Ethnicity Unknown, MR=Multi Racial, NHOPI=Native Hawaiian or Other Pacific Islander, O=Other, Total=Total By Age, W=White

Juvenile Miscellaneous Demographics

Cases Filed for 2014

		0-5		6-9		10-12		13-16		17		18+		Total Race	
		M	F	M	F	M	F	M	F	M	F	M	F		
Parke	PROBATION	A	0	0	0	0	0	0	0	0	0	0	0	0	
		AIAN	0	0	0	0	0	0	0	0	0	0	0	0	
		BAAM	0	0	0	0	0	0	0	0	0	0	0	0	
		NHOPI	0	0	0	0	0	0	0	0	0	0	0	0	
		W	0	0	0	0	0	0	0	0	0	0	0	0	
		MR	0	0	0	0	0	0	0	0	0	0	0	0	
		O	0	0	0	0	0	0	0	0	0	0	0	0	
		Total	0		0		0		0		0		0		0
		EH	0		0		0		0		0		0		0
		ENH	0		0		0		0		0		0		0
		EUK	0		0		0		0		0		0		0
	Perry	PROBATION	A	0	0	0	0	0	0	0	0	0	0	0	0
		AIAN	0	0	0	0	0	0	0	0	0	0	0	0	
		BAAM	0	0	0	0	0	1	0	0	0	0	0	1	
		NHOPI	0	0	0	0	0	0	0	0	0	0	0	0	
		W	9	8	6	6	7	5	30	12	8	6	4	6	107
		MR	1	0	0	1	1	0	0	0	0	0	0	0	3
		O	0	0	0	0	0	0	0	0	0	0	0	0	0
		Total	18		13		14		42		14		10		111
		EH	0		0		0		0		0		0		0
		ENH	0		0		0		0		0		0		0
		EUK	18		13		14		42		14		10		111
Pike		PROBATION	A	0	0	0	0	0	0	0	0	0	0	0	0
		AIAN	0	0	0	0	0	0	0	0	0	0	0	0	
		BAAM	0	0	0	0	0	0	0	0	0	0	0	0	
		NHOPI	0	0	0	0	0	0	0	0	0	0	0	0	
		W	0	0	0	0	0	0	1	0	5	1	0	0	7
		MR	0	0	0	0	0	0	0	0	0	0	0	0	0
		O	0	0	0	0	0	0	0	0	0	0	0	0	0
		Total	0		0		0		1		6		0		7
		EH	0		0		0		0		0		0		0
		ENH	0		0		0		0		0		0		0
		EUK	0		0		0		1		6		0		7

Legend: M=Male, F=Female, AIAN=American Indian or Alaskan Native, A=Asian, BAAM=Black or African American, EH=Ethnicity Hispanic, ENH=Ethnicity Non-Hispanic, EUK=Ethnicity Unknown, MR=Multi Racial, NHOPI=Native Hawaiian or Other Pacific Islander, O=Other, Total=Total By Age, W=White

Juvenile Miscellaneous Demographics

Cases Filed for 2014

		0-5		6-9		10-12		13-16		17		18+		Total Race
		M	F	M	F	M	F	M	F	M	F	M	F	
		Porter												
PROBATION	A	0	0	0	0	0	0	0	0	0	0	0	0	0
	AIAN	0	0	0	0	0	0	0	0	0	0	0	0	0
	BAAM	0	0	0	0	0	0	0	0	0	0	0	0	0
	NHOPI	0	0	0	0	0	0	0	0	0	0	0	0	0
	W	8	11	3	1	2	1	2	3	1	0	15	17	64
	MR	0	0	0	0	0	0	0	0	0	0	0	0	0
	O	10	2	1	0	0	0	1	0	0	0	8	7	29
	Total	31		5		3		6		1		47		93
	EH	0		0		0		0		0		1		1
	ENH	24		5		3		6		1		38		77
	EUK	7		0		0		0		0		8		15
Posey														
PROBATION	A	0	0	0	0	0	0	0	0	0	0	0	0	0
	AIAN	0	0	0	0	0	0	0	0	0	0	0	0	0
	BAAM	0	0	0	0	0	1	0	0	1	0	0	0	2
	NHOPI	0	0	0	0	0	0	0	0	0	0	0	0	0
	W	0	0	0	0	2	0	19	3	5	2	0	0	31
	MR	0	0	0	0	0	0	0	0	0	0	0	0	0
	O	0	0	0	0	0	0	0	0	0	0	0	0	0
	Total	0		0		3		22		8		0		33
	EH	0		0		1		0		0		0		1
	ENH	0		0		2		11		4		0		17
	EUK	0		0		0		11		4		0		15
Pulaski														
PROBATION	A	0	0	0	0	0	0	0	0	0	0	0	0	0
	AIAN	0	0	0	0	0	0	0	0	0	0	0	0	0
	BAAM	0	0	0	0	0	0	0	0	0	0	0	0	0
	NHOPI	0	0	0	0	0	0	0	0	0	0	0	0	0
	W	0	0	0	0	0	0	3	2	1	3	1	0	10
	MR	0	0	0	0	0	0	0	0	0	0	0	0	0
	O	0	0	0	0	0	0	0	0	0	0	0	0	0
	Total	0		0		0		5		4		1		10
	EH	0		0		0		2		0		0		2
	ENH	0		0		0		2		2		0		4
	EUK	0		0		0		1		2		1		4

Legend: M=Male, F=Female, AIAN=American Indian or Alaskan Native, A=Asian, BAAM=Black or African American, EH=Ethnicity Hispanic, ENH=Ethnicity Non-Hispanic, EUK=Ethnicity Unknown, MR=Multi Racial, NHOPI=Native Hawaiian or Other Pacific Islander, O=Other, Total=Total By Age, W=White

Juvenile Miscellaneous Demographics

Cases Filed for 2014

		0-5		6-9		10-12		13-16		17		18+		Total Race
		M	F	M	F	M	F	M	F	M	F	M	F	
Putnam														
PROBATION	A	0	0	0	0	0	0	0	0	0	0	0	0	0
	AIAN	0	0	0	0	0	0	0	0	0	0	0	0	0
	BAAM	0	0	0	0	0	0	0	0	0	0	0	0	0
	NHOPI	0	0	0	0	0	0	0	0	0	0	0	0	0
	W	0	0	0	0	1	0	1	0	0	1	0	0	3
	MR	0	0	0	0	0	0	0	0	0	0	0	0	0
	O	0	0	0	0	0	0	2	0	0	0	0	0	2
	Total	0	0	0	0	1	0	3	0	1	0	0	0	5
	EH	0	0	0	0	0	0	0	0	0	0	0	0	0
	ENH	0	0	0	0	0	0	0	0	0	0	0	0	0
	EUK	0	0	0	0	1	0	3	0	1	0	0	0	5
Randolph														
PROBATION	A	0	0	0	0	0	0	0	0	0	0	0	0	0
	AIAN	0	0	0	0	0	0	0	0	0	0	0	0	0
	BAAM	0	0	0	0	0	0	0	0	0	0	0	0	0
	NHOPI	0	0	0	0	0	0	0	0	0	0	0	0	0
	W	3	5	3	5	3	2	11	3	1	1	0	1	38
	MR	0	0	0	0	1	0	1	1	1	0	0	0	4
	O	0	0	0	0	0	0	0	0	0	0	0	0	0
	Total	8	5	8	5	6	2	16	3	3	0	1	0	42
	EH	0	0	0	0	0	0	1	0	0	0	0	0	1
	ENH	6	5	8	5	5	2	11	3	3	0	1	0	34
	EUK	2	0	0	0	1	0	4	0	0	0	0	0	7
Ripley														
PROBATION	A	0	0	0	0	0	0	0	0	0	0	0	0	0
	AIAN	0	0	0	0	0	0	0	0	0	0	0	0	0
	BAAM	0	0	0	0	0	0	0	0	0	0	0	0	0
	NHOPI	0	0	0	0	0	0	0	0	0	0	0	0	0
	W	0	0	0	0	1	1	13	6	1	4	0	0	26
	MR	0	0	0	0	0	0	0	0	0	0	0	0	0
	O	0	0	0	0	0	0	0	0	0	0	0	0	0
	Total	0	0	0	0	2	1	19	6	5	4	0	0	26
	EH	0	0	0	0	0	0	0	0	0	0	0	0	0
	ENH	0	0	0	0	0	0	3	0	0	0	0	0	3
	EUK	0	0	0	0	2	1	16	6	5	0	0	0	23

Legend: M=Male, F=Female, AIAN=American Indian or Alaskan Native, A=Asian, BAAM=Black or African American, EH=Ethnicity Hispanic, ENH=Ethnicity Non-Hispanic, EUK=Ethnicity Unknown, MR=Multi Racial, NHOPI=Native Hawaiian or Other Pacific Islander, O=Other, Total=Total By Age, W=White

Juvenile Miscellaneous Demographics

Cases Filed for 2014

		0-5		6-9		10-12		13-16		17		18+		Total Race
		M	F	M	F	M	F	M	F	M	F	M	F	
Rush														
PROBATION	A	0	0	0	0	0	0	0	0	0	0	0	0	0
	AIAN	0	0	0	0	0	0	0	0	0	0	0	0	0
	BAAM	0	0	0	0	0	0	0	0	0	0	0	0	0
	NHOPI	0	0	0	0	0	0	0	0	0	0	0	0	0
	W	0	0	0	0	0	0	3	2	0	1	0	0	6
	MR	0	0	0	0	0	0	0	0	1	0	0	0	1
	O	0	0	0	0	0	0	0	0	0	0	0	0	0
	Total	0	0	0	0	0	0	5	2	0	0	0	0	7
	EH	0	0	0	0	0	0	0	0	0	0	0	0	0
	ENH	0	0	0	0	0	0	5	2	0	0	0	0	7
	EUK	0	0	0	0	0	0	0	0	0	0	0	0	0
St. Joseph														
PROBATION	A	1	0	0	1	0	0	0	0	0	0	0	0	2
	AIAN	0	0	0	0	0	0	0	0	0	0	0	0	0
	BAAM	0	0	0	0	0	0	1	1	0	0	1	1	4
	NHOPI	0	0	0	0	0	0	0	0	0	0	0	0	0
	W	0	0	0	0	0	0	5	3	1	0	3	1	13
	MR	1	2	0	1	0	0	0	1	0	0	0	0	5
	O	0	0	0	0	1	0	0	0	0	1	1	0	3
	Total	4	2	2	1	1	0	11	2	1	0	7	1	27
	EH	0	0	0	1	0	0	0	1	0	1	1	0	3
	ENH	4	2	2	0	0	0	11	1	0	6	0	0	24
	EUK	0	0	0	0	0	0	0	0	0	0	0	0	0
Scott														
PROBATION	A	0	0	0	0	0	0	0	0	0	0	0	0	0
	AIAN	0	0	0	0	0	0	0	0	0	0	0	0	0
	BAAM	0	0	0	0	0	0	0	0	0	0	0	0	0
	NHOPI	0	0	0	0	0	0	0	0	0	0	0	0	0
	W	0	0	0	0	1	1	14	9	3	2	0	0	30
	MR	0	0	0	0	0	0	0	0	0	0	0	0	0
	O	0	0	0	0	0	0	0	0	0	0	0	0	0
	Total	0	0	0	0	2	1	23	5	0	0	0	0	30
	EH	0	0	0	0	0	0	1	0	0	0	0	0	1
	ENH	0	0	0	0	2	0	20	5	0	0	0	0	27
	EUK	0	0	0	0	0	0	2	0	0	0	0	0	2

Legend: M=Male, F=Female, AIAN=American Indian or Alaskan Native, A=Asian, BAAM=Black or African American, EH=Ethnicity Hispanic, ENH=Ethnicity Non-Hispanic, EUK=Ethnicity Unknown, MR=Multi Racial, NHOPI=Native Hawaiian or Other Pacific Islander, O=Other, Total=Total By Age, W=White

Juvenile Miscellaneous Demographics

Cases Filed for 2014

		0-5		6-9		10-12		13-16		17		18+		Total Race
		M	F	M	F	M	F	M	F	M	F	M	F	
		<hr/>												
Shelby														
PROBATION	A	0	0	0	0	0	0	0	0	0	0	0	0	0
	AIAN	0	0	0	0	0	0	0	0	0	0	0	0	0
	BAAM	0	0	0	0	0	0	1	0	0	0	0	0	1
	NHOPI	0	0	0	0	0	0	0	0	0	0	0	0	0
	W	0	0	0	0	2	3	13	15	7	5	0	0	45
	MR	0	0	0	0	2	0	4	0	0	0	0	0	6
	O	0	0	0	0	0	0	0	0	0	0	0	0	0
	Total	0		0		7		33		12		0		52
	EH	0		0		0		0		0		0		0
	ENH	0		0		2		20		2		0		24
	EUK	0		0		5		13		10		0		28
<hr/>														
Spencer														
PROBATION	A	0	0	0	0	0	0	0	0	0	0	0	0	0
	AIAN	0	0	0	0	0	0	0	0	0	0	0	0	0
	BAAM	0	0	0	0	0	0	0	0	0	0	0	0	0
	NHOPI	0	0	0	0	0	0	0	0	0	0	0	0	0
	W	0	0	0	0	0	0	0	0	0	0	0	0	0
	MR	0	0	0	0	0	0	0	0	0	0	0	0	0
	O	0	0	0	0	0	0	0	0	0	0	0	0	0
	Total	0		0		0		0		0		0		0
	EH	0		0		0		0		0		0		0
	ENH	0		0		0		0		0		0		0
	EUK	0		0		0		0		0		0		0
<hr/>														
Starke														
PROBATION	A	0	0	0	0	0	0	0	0	0	0	0	0	0
	AIAN	0	0	0	0	0	0	0	0	0	0	0	0	0
	BAAM	0	0	0	0	0	0	0	0	0	0	0	0	0
	NHOPI	0	0	0	0	0	0	0	0	0	0	0	0	0
	W	0	0	0	0	0	0	5	7	0	0	0	0	12
	MR	0	0	0	0	0	0	0	0	0	0	0	0	0
	O	0	0	0	0	0	0	1	0	0	0	0	0	1
	Total	0		0		0		13		0		0		13
	EH	0		0		0		0		0		0		0
	ENH	0		0		0		0		0		0		0
	EUK	0		0		0		13		0		0		13

Legend: M=Male, F=Female, AIAN=American Indian or Alaskan Native, A=Asian, BAAM=Black or African American, EH=Ethnicity Hispanic, ENH=Ethnicity Non-Hispanic, EUK=Ethnicity Unknown, MR=Multi Racial, NHOPI=Native Hawaiian or Other Pacific Islander, O=Other, Total=Total By Age, W=White

Juvenile Miscellaneous Demographics

Cases Filed for 2014

		0-5		6-9		10-12		13-16		17		18+		Total Race	
		M	F	M	F	M	F	M	F	M	F	M	F		
		Steuben													
PROBATION	A	0	0	0	0	0	0	1	0	0	0	0	0	0	1
	AIAN	0	0	0	0	0	0	0	0	0	0	0	0	0	0
	BAAM	0	0	0	0	0	0	1	2	0	0	0	0	0	3
	NHOPI	0	0	0	0	0	0	0	0	0	0	0	0	0	0
	W	0	0	0	0	2	0	13	17	7	10	2	2	53	
	MR	0	0	0	0	0	0	0	0	0	0	0	0	0	0
	O	0	0	0	0	0	0	0	0	0	0	0	0	0	0
	Total	0	0	0	0	2	0	34	17	17	10	4	2	57	
	EH	0	0	0	0	0	0	3	1	1	0	0	0	4	
	ENH	0	0	0	0	2	0	30	16	16	4	4	0	52	
	EUK	0	0	0	0	0	0	1	0	0	0	0	0	1	
Sullivan															
PROBATION	A	0	0	0	0	0	0	0	0	0	0	0	0	0	
	AIAN	0	0	0	0	0	0	0	0	0	0	0	0	0	
	BAAM	0	0	0	0	0	0	0	0	0	0	0	0	0	
	NHOPI	0	0	0	0	0	0	0	0	0	0	0	0	0	
	W	0	0	0	0	0	0	2	0	2	0	0	0	4	
	MR	0	0	0	0	0	0	0	0	0	0	0	0	0	
	O	0	0	0	0	0	0	0	0	0	0	0	0	0	
	Total	0	0	0	0	0	0	2	0	2	0	0	0	4	
	EH	0	0	0	0	0	0	0	0	0	0	0	0	0	
	ENH	0	0	0	0	0	0	0	0	0	0	0	0	0	
	EUK	0	0	0	0	0	0	2	0	2	0	0	0	4	
Switzerland															
PROBATION	A	0	0	0	0	0	0	0	0	0	0	0	0	0	
	AIAN	0	0	0	0	0	0	0	0	0	0	0	0	0	
	BAAM	0	0	0	0	0	0	0	0	0	0	0	0	0	
	NHOPI	0	0	0	0	0	0	0	0	0	0	0	0	0	
	W	0	0	0	0	0	0	5	1	2	0	0	0	8	
	MR	0	0	0	0	0	0	0	0	0	0	0	0	0	
	O	0	0	0	0	0	0	0	0	0	0	0	0	0	
	Total	0	0	0	0	0	0	6	1	2	0	0	0	8	
	EH	0	0	0	0	0	0	0	0	0	0	0	0	0	
	ENH	0	0	0	0	0	0	3	1	1	0	0	0	4	
	EUK	0	0	0	0	0	0	3	1	1	0	0	0	4	

Legend: M=Male, F=Female, AIAN=American Indian or Alaskan Native, A=Asian, BAAM=Black or African American, EH=Ethnicity Hispanic, ENH=Ethnicity Non-Hispanic, EUK=Ethnicity Unknown, MR=Multi Racial, NHOPI=Native Hawaiian or Other Pacific Islander, O=Other, Total=Total By Age, W=White

Juvenile Miscellaneous Demographics

Cases Filed for 2014

		0-5		6-9		10-12		13-16		17		18+		Total Race
		M	F	M	F	M	F	M	F	M	F	M	F	
Tippecanoe														
PROBATION	A	0	0	0	0	0	0	0	0	0	0	0	0	0
	AIAN	0	0	0	0	0	0	0	0	0	1	0	0	1
	BAAM	6	3	21	13	10	7	23	20	4	6	1	0	114
	NHOPI	0	0	0	0	0	0	0	0	0	0	0	0	0
	W	1	8	13	16	10	19	67	72	23	18	1	2	250
	MR	2	1	7	4	3	2	16	8	1	0	0	1	45
	O	24	10	6	8	2	4	22	13	6	4	1	0	100
	Total		55		88		57		241		63		6	510
	EH		1		5		0		32		4		1	43
	ENH		44		40		36		129		35		4	288
	EUK		10		43		21		80		24		1	179
Tipton														
PROBATION	A	0	0	0	0	0	0	0	0	0	0	0	0	0
	AIAN	0	0	0	0	0	0	0	0	0	0	0	0	0
	BAAM	0	0	0	0	0	0	0	0	0	0	0	0	0
	NHOPI	0	0	0	0	0	0	0	0	0	0	0	0	0
	W	0	0	1	0	0	1	3	3	2	2	0	0	12
	MR	0	0	0	0	0	0	0	0	0	0	0	0	0
	O	0	0	0	0	0	0	0	0	0	0	0	0	0
	Total		0		1		1		6		4		0	12
	EH		0		0		0		2		1		0	3
	ENH		0		1		0		1		1		0	3
	EUK		0		0		1		3		2		0	6
Union														
PROBATION	A	0	0	0	0	0	0	0	0	0	0	0	0	0
	AIAN	0	0	0	0	0	0	0	0	0	0	0	0	0
	BAAM	0	0	0	0	0	0	0	0	0	0	0	0	0
	NHOPI	0	0	0	0	0	0	0	0	0	0	0	0	0
	W	3	4	2	0	1	0	5	2	0	0	0	0	17
	MR	0	0	0	0	0	0	2	0	0	0	0	0	2
	O	0	0	0	0	0	0	0	0	0	0	0	0	0
	Total		7		2		1		9		0		0	19
	EH		0		0		0		0		0		0	0
	ENH		0		0		0		0		0		0	0
	EUK		7		2		1		9		0		0	19

Legend: M=Male, F=Female, AIAN=American Indian or Alaskan Native, A=Asian, BAAM=Black or African American, EH=Ethnicity Hispanic, ENH=Ethnicity Non-Hispanic, EUK=Ethnicity Unknown, MR=Multi Racial, NHOPI=Native Hawaiian or Other Pacific Islander, O=Other, Total=Total By Age, W=White

Juvenile Miscellaneous Demographics

Cases Filed for 2014

		0-5		6-9		10-12		13-16		17		18+		Total Race	
		M	F	M	F	M	F	M	F	M	F	M	F		
Vanderburgh															
PROBATION	A	0	0	0	0	0	0	0	1	0	0	0	0	1	
	AIAN	0	1	0	1	0	1	0	0	0	0	0	0	3	
	BAAM	2	2	0	0	15	3	43	24	14	2	7	2	114	
	NHOPI	0	0	0	0	0	0	0	1	0	0	0	0	1	
	W	7	7	2	2	10	5	42	46	29	15	22	9	196	
	MR	1	0	0	0	0	0	0	0	1	0	0	0	2	
	O	1	1	2	2	3	0	1	1	2	2	1	0	16	
	Total	22		9		37		159		65		41		333	
	EH	0		0		1		1		0		0		2	
	ENH	0		0		3		5		2		0		10	
	EUK	22		9		33		153		63		41		321	
Vermillion															
PROBATION	A	0	0	0	0	0	0	0	0	0	0	0	0	0	
	AIAN	0	0	0	0	0	0	0	0	0	0	0	0	0	
	BAAM	0	0	0	0	0	0	0	0	0	0	0	0	0	
	NHOPI	0	0	0	0	0	0	0	0	0	0	0	0	0	
	W	8	5	4	3	9	3	30	16	5	0	0	0	83	
	MR	0	0	0	0	0	0	0	0	0	0	0	0	0	
	O	0	0	0	0	0	0	0	0	0	0	0	0	0	
	Total	13		7		12		46		5		0		83	
	EH	0		0		0		0		0		0		0	
	ENH	0		0		0		0		0		0		0	
	EUK	13		7		12		46		5		0		83	
Vigo															
PROBATION	A	0	0	0	0	0	0	0	0	0	0	0	0	0	
	AIAN	0	0	0	0	0	0	0	0	0	0	0	0	0	
	BAAM	0	0	0	0	0	1	13	15	1	5	0	0	35	
	NHOPI	0	0	0	0	0	0	0	0	0	0	0	0	0	
	W	0	0	0	0	10	1	80	62	22	24	5	5	209	
	MR	0	0	0	0	0	1	8	4	0	2	0	1	16	
	O	0	0	0	0	0	0	3	0	1	0	0	0	4	
	Total	0		0		13		185		55		11		264	
	EH	0		0		2		3		3		0		8	
	ENH	0		0		5		84		24		2		115	
	EUK	0		0		6		98		28		9		141	

Legend: M=Male, F=Female, AIAN=American Indian or Alaskan Native, A=Asian, BAAM=Black or African American, EH=Ethnicity Hispanic, ENH=Ethnicity Non-Hispanic, EUK=Ethnicity Unknown, MR=Multi Racial, NHOPI=Native Hawaiian or Other Pacific Islander, O=Other, Total=Total By Age, W=White

Juvenile Miscellaneous Demographics

Cases Filed for 2014

		0-5		6-9		10-12		13-16		17		18+		Total Race
		M	F	M	F	M	F	M	F	M	F	M	F	
Wabash														
PROBATION	A	0	0	0	0	0	0	0	0	0	0	0	0	0
	AIAN	0	0	0	0	0	0	0	0	0	0	0	0	0
	BAAM	0	0	0	0	0	0	0	0	0	0	0	0	0
	NHOPI	0	0	0	0	0	0	0	0	0	0	0	0	0
	W	0	0	0	0	0	0	0	0	0	0	0	0	0
	MR	0	0	0	0	0	0	0	0	0	0	0	0	0
	O	0	0	0	0	0	0	0	0	0	0	0	0	0
	Total	0		0		0		0		0		0		0
	EH	0		0		0		0		0		0		0
	ENH	0		0		0		0		0		0		0
	EUK	0		0		0		0		0		0		0
Warren														
PROBATION	A	0	0	0	0	0	0	1	1	1	0	0	0	3
	AIAN	0	0	0	0	0	0	0	0	0	0	0	0	0
	BAAM	0	0	0	0	0	0	0	0	0	0	0	0	0
	NHOPI	0	0	0	0	0	0	0	0	0	0	0	0	0
	W	1	1	0	0	0	0	6	0	2	0	0	0	10
	MR	0	0	0	0	0	0	0	0	0	0	0	0	0
	O	0	0	0	0	0	0	0	0	0	0	0	0	0
	Total	2		0		0		8		3		0		13
	EH	0		0		0		0		0		0		0
	ENH	0		0		0		0		0		0		0
	EUK	2		0		0		8		3		0		13
Warrick														
PROBATION	A	0	0	0	0	0	0	0	0	0	0	0	0	0
	AIAN	0	0	0	0	0	0	0	0	0	0	0	0	0
	BAAM	0	0	0	0	0	0	1	0	0	1	0	0	2
	NHOPI	0	0	0	0	0	0	0	0	0	0	0	0	0
	W	1	0	1	1	2	2	41	30	37	20	1	1	137
	MR	0	0	0	0	0	0	0	0	0	0	0	0	0
	O	0	0	0	0	0	0	0	0	0	0	0	0	0
	Total	1		2		4		72		58		2		139
	EH	0		0		0		0		0		0		0
	ENH	1		0		1		21		20		2		45
	EUK	0		2		3		51		38		0		94

Legend: M=Male, F=Female, AIAN=American Indian or Alaskan Native, A=Asian, BAAM=Black or African American, EH=Ethnicity Hispanic, ENH=Ethnicity Non-Hispanic, EUK=Ethnicity Unknown, MR=Multi Racial, NHOPI=Native Hawaiian or Other Pacific Islander, O=Other, Total=Total By Age, W=White

Juvenile Miscellaneous Demographics

Cases Filed for 2014

		0-5		6-9		10-12		13-16		17		18+		Total Race
		M	F	M	F	M	F	M	F	M	F	M	F	
Washington														
PROBATION	A	0	0	0	0	0	0	0	0	0	0	0	0	0
	AIAN	0	0	0	0	0	0	0	0	0	0	0	0	0
	BAAM	0	0	0	0	0	0	0	0	0	0	0	0	0
	NHOPI	0	0	0	0	0	0	0	0	0	0	0	0	0
	W	0	0	0	0	0	0	1	2	0	0	0	0	3
	MR	0	0	0	0	0	0	0	0	0	0	0	0	0
	O	0	0	0	0	0	0	1	0	0	0	1	0	2
	Total	0	0	0	0	0	0	4	0	0	0	1	0	5
	EH	0	0	0	0	0	0	0	0	0	0	0	0	0
	ENH	0	0	0	0	0	0	1	0	0	0	0	0	1
	EUK	0	0	0	0	0	0	3	0	0	0	1	0	4
Wayne														
PROBATION	A	0	0	0	0	0	0	0	0	0	0	0	0	0
	AIAN	0	0	0	0	0	0	0	0	0	0	0	0	0
	BAAM	0	0	0	0	1	0	5	2	2	2	0	0	12
	NHOPI	0	0	0	0	0	0	0	0	0	0	0	0	0
	W	0	0	0	0	2	0	19	14	6	3	0	0	44
	MR	0	0	0	0	0	0	0	0	0	0	0	0	0
	O	0	0	0	0	0	0	5	2	0	1	0	0	8
	Total	0	0	0	0	3	0	47	0	14	0	0	0	64
	EH	0	0	0	0	0	0	0	0	0	0	0	0	0
	ENH	0	0	0	0	1	0	20	0	7	0	0	0	28
	EUK	0	0	0	0	2	0	27	0	7	0	0	0	36
Wells														
PROBATION	A	0	0	0	0	0	0	0	0	0	0	0	0	0
	AIAN	0	0	0	0	0	0	0	0	0	0	0	0	0
	BAAM	0	0	0	0	0	0	1	0	0	0	0	0	1
	NHOPI	0	0	0	0	0	0	0	0	0	0	0	0	0
	W	0	0	0	0	4	0	6	5	2	0	0	0	17
	MR	0	0	0	0	0	0	0	0	0	0	0	0	0
	O	0	0	0	0	0	0	0	0	0	0	0	0	0
	Total	0	0	0	0	4	0	12	0	2	0	0	0	18
	EH	0	0	0	0	0	0	0	0	0	0	0	0	0
	ENH	0	0	0	0	0	0	0	0	0	0	0	0	0
	EUK	0	0	0	0	4	0	12	0	2	0	0	0	18

Legend: M=Male, F=Female, AIAN=American Indian or Alaskan Native, A=Asian, BAAM=Black or African American, EH=Ethnicity Hispanic, ENH=Ethnicity Non-Hispanic, EUK=Ethnicity Unknown, MR=Multi Racial, NHOPI=Native Hawaiian or Other Pacific Islander, O=Other, Total=Total By Age, W=White

Juvenile Miscellaneous Demographics

Cases Filed for 2014

		0-5		6-9		10-12		13-16		17		18+		Total Race
		M	F	M	F	M	F	M	F	M	F	M	F	
White														
PROBATION	A	0	0	0	0	0	0	0	0	0	0	0	0	0
	AIAN	0	0	0	0	0	0	0	0	0	0	0	0	0
	BAAM	0	0	0	0	0	0	0	1	0	0	0	0	1
	NHOPI	0	0	0	0	0	0	0	0	0	0	0	0	0
	W	0	0	0	0	2	0	47	20	17	6	0	0	92
	MR	0	0	0	0	0	0	0	0	0	7	0	0	7
	O	0	0	0	0	0	0	7	5	2	3	0	0	17
	Total	0	0	0	0	2	0	80	20	35	6	0	0	117
	EH	0	0	0	0	1	0	26	0	10	0	0	0	37
	ENH	0	0	0	0	1	0	54	0	25	0	0	0	80
	EUK	0	0	0	0	0	0	0	0	0	0	0	0	0
Whitley														
PROBATION	A	0	0	0	0	0	0	0	0	0	0	0	0	0
	AIAN	0	0	0	0	0	0	0	0	0	0	0	0	0
	BAAM	0	0	0	0	0	0	0	0	0	0	0	0	0
	NHOPI	0	0	0	0	0	0	0	0	0	0	0	0	0
	W	0	0	0	0	2	3	8	6	4	3	0	0	26
	MR	0	0	0	0	0	0	0	0	0	0	0	0	0
	O	0	0	0	0	0	0	0	0	0	0	0	0	0
	Total	0	0	0	0	5	3	14	6	7	3	0	0	26
	EH	0	0	0	0	0	0	1	0	0	0	0	0	1
	ENH	0	0	0	0	0	0	0	0	0	0	0	0	0
	EUK	0	0	0	0	5	3	13	6	7	0	0	0	25
State Total														
PROBATION	A	5	3	0	2	0	0	4	3	3	2	1	1	24
	AIAN	0	1	0	1	0	1	0	0	0	1	0	0	4
	BAAM	104	117	72	57	84	46	266	207	63	60	25	21	1122
	NHOPI	0	0	1	0	2	0	0	1	1	1	0	0	6
	W	172	190	113	112	208	130	1430	1053	614	400	150	98	4670
	MR	29	27	18	9	17	12	77	41	17	19	6	5	277
	O	135	20	61	13	38	8	110	56	40	19	19	10	529
	Total	803	803	459	459	546	546	3248	3248	1240	1240	336	336	6632
	EH	13	13	12	12	42	42	288	288	87	87	20	20	462
	ENH	547	547	268	268	310	310	1852	1852	754	754	182	182	3913
	EUK	243	243	179	179	194	194	1108	1108	399	399	134	134	2257

Legend: M=Male, F=Female, AIAN=American Indian or Alaskan Native, A=Asian, BAAM=Black or African American, EH=Ethnicity Hispanic, ENH=Ethnicity Non-Hispanic, EUK=Ethnicity Unknown, MR=Multi Racial, NHOPI=Native Hawaiian or Other Pacific Islander, O=Other, Total=Total By Age, W=White

Page left blank intentionally

Juvenile Status Demographics

Cases Filed for 2014

		0-5		6-9		10-12		13-16		17		18+		Total Race	
		M	F	M	F	M	F	M	F	M	F	M	F		
Adams	PROBATION	A	0	0	0	0	0	0	0	0	0	0	0		0
		AIAN	0	0	0	0	0	0	0	0	0	0	0	0	
		BAAM	0	0	0	0	0	0	0	0	0	0	0	0	
		NHOPI	0	0	0	0	0	0	0	0	0	0	0	0	
		W	0	0	0	0	1	1	10	3	4	2	0	0	21
		MR	0	0	0	0	0	0	0	0	0	0	0	0	
		O	0	0	0	0	0	0	0	0	0	0	0	0	
		Total	0		0		2		13		6		0	21	
		EH	0		0		0		1		0		0	1	
		ENH	0		0		2		12		6		0	20	
		EUK	0		0		0		0		0		0	0	
Allen	PROBATION	A	0	0	1	1	0	0	7	5	1	1	0	0	16
		AIAN	0	0	0	0	0	0	0	0	0	0	0	0	0
		BAAM	0	0	12	11	23	17	116	104	19	18	0	1	321
		NHOPI	0	0	0	0	0	0	1	0	0	0	0	0	1
		W	1	0	10	4	15	18	133	156	37	31	1	0	406
		MR	0	0	0	0	0	0	0	0	0	0	0	0	0
		O	0	0	28	24	45	39	141	118	25	22	0	0	442
		Total	1		91		157		781		154		2	1186	
		EH	0		8		10		76		14		0	108	
		ENH	0		20		73		459		106		1	659	
		EUK	1		63		74		246		34		1	419	
Bartholomew	PROBATION	A	0	0	0	0	0	0	0	0	0	0	0	0	
		AIAN	0	0	0	0	0	0	0	0	0	0	0	0	
		BAAM	0	0	0	0	0	0	0	1	0	0	0	0	1
		NHOPI	0	0	0	0	0	0	0	0	0	0	0	0	0
		W	0	0	0	0	2	0	10	10	2	2	0	0	26
		MR	0	0	0	0	1	0	1	0	0	0	0	0	2
		O	0	0	0	0	0	0	0	0	0	0	0	0	0
		Total	0		0		3		22		4		0	29	
		EH	0		0		0		0		0		0	0	
		ENH	0		0		3		22		4		0	29	
		EUK	0		0		0		0		0		0	0	

Legend: M=Male, F=Female, AIAN=American Indian or Alaskan Native, A=Asian, BAAM=Black or African American, EH=Ethnicity Hispanic, ENH=Ethnicity Non-Hispanic, EUK=Ethnicity Unknown, MR=Multi Racial, NHOPI=Native Hawaiian or Other Pacific Islander, O=Other, Total=Total By Age, W=White

Juvenile Status Demographics

Cases Filed for 2014

		0-5		6-9		10-12		13-16		17		18+		Total Race	
		M	F	M	F	M	F	M	F	M	F	M	F		
Benton	PROBATION	A	0	0	0	0	0	0	0	0	0	0	0	0	
		AIAN	0	0	0	0	0	0	0	0	0	0	0	0	
		BAAM	0	0	0	0	0	0	0	0	0	0	0	0	
		NHOPI	0	0	0	0	0	0	0	0	0	0	0	0	
		W	0	0	0	0	0	0	0	0	0	0	0	0	
		MR	0	0	0	0	0	0	0	0	0	0	0	0	
		O	0	0	0	0	0	0	0	0	0	0	0	0	
		Total	0		0		0		0		0		0		0
		EH	0		0		0		0		0		0		0
		ENH	0		0		0		0		0		0		0
		EUK	0		0		0		0		0		0		0
	Blackford	PROBATION	A	0	0	0	0	0	0	0	0	0	0	0	0
		AIAN	0	0	0	0	0	0	0	0	0	0	0	0	
		BAAM	0	0	0	0	0	0	0	0	0	0	0	0	
		NHOPI	0	0	0	0	0	0	0	0	0	0	0	0	
		W	0	0	0	0	0	0	0	0	0	0	0	0	
		MR	0	0	0	0	0	0	0	0	0	0	0	0	
		O	0	0	0	0	0	0	0	0	0	0	0	0	
		Total	0		0		0		0		0		0		0
		EH	0		0		0		0		0		0		0
		ENH	0		0		0		0		0		0		0
		EUK	0		0		0		0		0		0		0
Boone		PROBATION	A	0	0	0	0	0	0	0	0	0	0	0	0
		AIAN	0	0	0	0	0	0	0	0	0	0	0	0	
		BAAM	0	0	0	0	0	0	1	0	0	0	1	0	2
		NHOPI	0	0	0	0	0	0	0	0	0	0	0	0	
		W	0	0	0	0	2	1	6	12	3	4	3	2	33
		MR	0	0	0	0	0	0	0	0	0	0	0	0	
		O	0	0	1	0	0	0	4	0	0	0	1	0	6
		Total	0		1		3		23		7		7		41
		EH	0		0		0		0		0		0		0
		ENH	0		0		0		0		0		0		0
		EUK	0		1		3		23		7		7		41

Legend: M=Male, F=Female, AIAN=American Indian or Alaskan Native, A=Asian, BAAM=Black or African American, EH=Ethnicity Hispanic, ENH=Ethnicity Non-Hispanic, EUK=Ethnicity Unknown, MR=Multi Racial, NHOPI=Native Hawaiian or Other Pacific Islander, O=Other, Total=Total By Age, W=White

Juvenile Status Demographics

Cases Filed for 2014

		0-5		6-9		10-12		13-16		17		18+		Total Race	
		M	F	M	F	M	F	M	F	M	F	M	F		
Brown	PROBATION	A	0	0	0	0	0	0	0	0	0	0	0	0	0
		AIAN	0	0	0	0	0	0	0	0	0	0	0	0	0
		BAAM	0	0	0	0	0	0	0	0	0	0	0	0	0
		NHOPI	0	0	0	0	0	0	0	0	0	0	0	0	0
		W	0	0	0	0	0	0	1	3	2	0	0	1	7
		MR	0	0	0	0	0	0	0	0	0	0	0	0	0
		O	0	0	0	0	0	0	0	1	0	0	0	0	1
		Total	0	0	0	0	0	0	5	2	2	0	1	0	8
		EH	0	0	0	0	0	0	0	0	0	0	0	0	0
		ENH	0	0	0	0	0	0	1	2	2	0	0	0	3
		EUK	0	0	0	0	0	0	4	0	0	0	1	0	5
		Carroll	PROBATION	A	0	0	0	0	0	0	0	0	0	0	0
AIAN	0			0	0	0	0	0	0	0	0	0	0	0	0
BAAM	0			0	0	0	0	0	0	0	0	0	0	0	0
NHOPI	0			0	0	0	0	0	0	0	0	0	0	0	0
W	0			0	0	0	0	0	1	0	0	0	0	0	1
MR	0			0	0	0	0	0	0	0	0	0	0	0	0
O	0			0	0	0	0	0	0	0	0	0	0	0	0
Total	0			0	0	0	0	0	1	0	0	0	0	0	1
EH	0			0	0	0	0	0	0	0	0	0	0	0	0
ENH	0			0	0	0	0	0	0	0	0	0	0	0	0
EUK	0			0	0	0	0	0	1	0	0	0	0	0	1
Cass	PROBATION			A	0	0	0	0	0	0	0	0	0	0	0
		AIAN	0	0	0	0	0	0	0	0	0	0	0	0	0
		BAAM	0	0	0	0	0	0	0	0	0	0	0	0	0
		NHOPI	0	0	0	0	0	0	0	0	0	0	0	0	0
		W	0	0	0	0	0	1	2	2	3	1	0	0	9
		MR	0	0	0	0	0	0	1	0	0	0	0	0	1
		O	0	0	0	0	0	0	0	2	0	0	0	0	2
		Total	0	0	0	0	1	0	7	4	4	0	0	0	12
		EH	0	0	0	0	0	0	3	0	0	0	0	0	3
		ENH	0	0	0	0	1	0	4	4	4	0	0	0	9
		EUK	0	0	0	0	0	0	0	0	0	0	0	0	0

Legend: M=Male, F=Female, AIAN=American Indian or Alaskan Native, A=Asian, BAAM=Black or African American, EH=Ethnicity Hispanic, ENH=Ethnicity Non-Hispanic, EUK=Ethnicity Unknown, MR=Multi Racial, NHOPI=Native Hawaiian or Other Pacific Islander, O=Other, Total=Total By Age, W=White

Juvenile Status Demographics

Cases Filed for 2014

		0-5		6-9		10-12		13-16		17		18+		Total Race
		M	F	M	F	M	F	M	F	M	F	M	F	
Clark														
PROBATION	A	0	0	0	0	0	0	0	0	0	0	0	0	0
	AIAN	0	0	0	0	0	0	0	0	0	0	0	0	0
	BAAM	0	0	0	0	1	0	1	1	1	0	0	0	4
	NHOPI	0	0	0	0	0	0	0	0	0	0	0	0	0
	W	0	0	0	0	1	0	6	8	0	1	0	1	17
	MR	0	0	0	0	0	0	1	1	0	0	0	0	2
	O	0	0	0	0	0	0	0	0	0	0	0	0	0
	Total	0	0	0	0	2	0	18	9	2	1	0	1	23
	EH	0	0	0	0	0	0	0	0	0	0	0	0	0
	ENH	0	0	0	0	0	0	0	0	0	0	0	0	0
	EUK	0	0	0	0	2	0	18	9	2	1	0	1	23
Clay														
PROBATION	A	0	0	0	0	0	0	0	0	0	0	0	0	0
	AIAN	0	0	0	0	0	0	0	0	0	0	0	0	0
	BAAM	0	0	0	0	0	0	0	0	0	0	0	0	0
	NHOPI	0	0	0	0	0	0	0	0	0	0	0	0	0
	W	0	0	0	0	0	0	0	2	1	1	0	0	4
	MR	0	0	0	0	0	0	0	0	0	0	0	0	0
	O	0	0	0	0	0	0	0	0	0	0	0	0	0
	Total	0	0	0	0	0	0	2	2	2	2	0	0	4
	EH	0	0	0	0	0	0	0	0	0	0	0	0	0
	ENH	0	0	0	0	0	0	2	2	2	2	0	0	4
	EUK	0	0	0	0	0	0	0	0	0	0	0	0	0
Clinton														
PROBATION	A	0	0	0	0	0	0	0	0	0	0	0	0	0
	AIAN	0	0	0	0	0	0	0	0	0	0	0	0	0
	BAAM	0	0	0	0	0	0	0	0	0	0	0	0	0
	NHOPI	0	0	0	0	0	0	0	0	0	0	0	0	0
	W	0	0	0	0	0	0	0	0	0	0	0	0	0
	MR	0	0	0	0	0	0	0	0	0	0	0	0	0
	O	0	0	0	0	0	0	0	0	0	0	0	0	0
	Total	0	0	0	0	0	0	0	0	0	0	0	0	0
	EH	0	0	0	0	0	0	0	0	0	0	0	0	0
	ENH	0	0	0	0	0	0	0	0	0	0	0	0	0
	EUK	0	0	0	0	0	0	0	0	0	0	0	0	0

Legend: M=Male, F=Female, AIAN=American Indian or Alaskan Native, A=Asian, BAAM=Black or African American, EH=Ethnicity Hispanic, ENH=Ethnicity Non-Hispanic, EUK=Ethnicity Unknown, MR=Multi Racial, NHOPI=Native Hawaiian or Other Pacific Islander, O=Other, Total=Total By Age, W=White

Juvenile Status Demographics

Cases Filed for 2014

		0-5		6-9		10-12		13-16		17		18+		Total Race	
		M	F	M	F	M	F	M	F	M	F	M	F		
		Crawford													
PROBATION	A	0	0	0	0	0	0	0	0	0	0	0	0	0	
	AIAN	0	0	0	0	0	0	0	0	0	0	0	0	0	
	BAAM	0	0	0	0	0	0	0	4	0	1	0	0	5	
	NHOPI	0	0	0	0	0	0	0	0	0	0	0	0	0	
	W	0	0	0	0	0	0	1	0	0	0	0	0	1	
	MR	0	0	0	0	0	0	0	0	0	0	0	0	0	
	O	0	0	0	0	0	0	0	0	0	0	0	0	0	
	Total	0		0		0		5		1		0		6	
	EH	0		0		0		0		0		0		0	
	ENH	0		0		0		0		0		0		0	
	EUK	0		0		0		5		1		0		6	
Davies															
PROBATION	A	0	0	0	0	0	0	0	0	0	0	0	0	0	
	AIAN	0	0	0	0	0	0	0	0	0	0	0	0	0	
	BAAM	0	0	0	0	0	0	1	0	0	0	0	0	1	
	NHOPI	0	0	0	0	0	0	0	0	0	0	0	0	0	
	W	0	0	0	0	0	0	7	4	1	0	0	0	12	
	MR	0	0	0	0	0	0	0	0	0	0	0	0	0	
	O	0	0	0	0	0	0	0	0	0	0	0	0	0	
	Total	0		0		0		12		1		0		13	
	EH	0		0		0		0		0		0		0	
	ENH	0		0		0		7		0		0		7	
	EUK	0		0		0		5		1		0		6	
Dearborn															
PROBATION	A	0	0	0	0	0	0	0	0	0	0	0	0	0	
	AIAN	0	0	0	0	0	0	0	0	0	0	0	0	0	
	BAAM	0	0	0	0	0	0	0	0	0	0	0	0	0	
	NHOPI	0	0	0	0	0	0	0	0	0	0	0	0	0	
	W	0	0	0	0	0	0	0	0	0	0	0	0	0	
	MR	0	0	0	0	0	0	0	0	0	0	0	0	0	
	O	0	0	0	0	0	0	0	0	0	0	0	0	0	
	Total	0		0		0		0		0		0		0	
	EH	0		0		0		0		0		0		0	
	ENH	0		0		0		0		0		0		0	
	EUK	0		0		0		0		0		0		0	

Legend: M=Male, F=Female, AIAN=American Indian or Alaskan Native, A=Asian, BAAM=Black or African American, EH=Ethnicity Hispanic, ENH=Ethnicity Non-Hispanic, EUK=Ethnicity Unknown, MR=Multi Racial, NHOPI=Native Hawaiian or Other Pacific Islander, O=Other, Total=Total By Age, W=White

Juvenile Status Demographics

Cases Filed for 2014

		0-5		6-9		10-12		13-16		17		18+		Total Race	
		M	F	M	F	M	F	M	F	M	F	M	F		
		Decatur													
PROBATION	A	0	0	0	0	0	0	0	0	0	0	0	0	0	
	AIAN	0	0	0	0	0	0	0	0	0	0	0	0	0	
	BAAM	0	0	0	0	0	0	0	0	0	0	0	0	0	
	NHOPI	0	0	0	0	0	0	0	0	0	0	0	0	0	
	W	0	0	0	0	2	3	8	3	3	2	0	0	21	
	MR	0	0	0	0	0	0	0	0	0	0	0	0	0	
	O	0	0	0	0	0	0	0	0	0	0	0	0	0	
	Total	0	0	0	0	5	3	11	6	5	4	0	0	21	
	EH	0	0	0	0	0	0	0	0	0	0	0	0	0	
	ENH	0	0	0	0	0	0	0	0	0	0	0	0	0	
	EUK	0	0	0	0	5	3	11	6	5	4	0	0	21	
DeKalb															
PROBATION	A	0	0	0	0	0	0	0	0	0	0	0	0	0	
	AIAN	0	0	0	0	0	0	0	0	0	0	0	0	0	
	BAAM	0	0	0	0	0	0	0	0	0	0	0	0	0	
	NHOPI	0	0	0	0	0	0	0	0	0	0	0	0	0	
	W	0	0	0	0	0	0	14	14	6	3	2	3	42	
	MR	0	0	0	0	0	0	0	0	0	0	0	0	0	
	O	0	0	0	0	0	0	0	0	0	0	0	0	0	
	Total	0	0	0	0	0	0	28	28	9	6	5	6	42	
	EH	0	0	0	0	0	0	3	3	1	1	0	0	4	
	ENH	0	0	0	0	0	0	25	25	8	8	5	5	38	
	EUK	0	0	0	0	0	0	0	0	0	0	0	0	0	
Delaware															
PROBATION	A	0	0	0	0	0	0	0	0	0	0	0	0	0	
	AIAN	0	0	0	0	0	0	0	0	0	0	0	0	0	
	BAAM	0	0	0	0	0	0	0	1	0	1	0	0	2	
	NHOPI	0	0	0	0	0	0	0	0	0	0	0	0	0	
	W	0	0	0	0	0	0	2	4	1	0	0	0	7	
	MR	0	0	0	0	0	0	0	0	0	0	0	0	0	
	O	0	0	0	0	0	0	0	0	0	0	0	0	0	
	Total	0	0	0	0	0	0	7	4	2	1	0	0	9	
	EH	0	0	0	0	0	0	0	0	0	0	0	0	0	
	ENH	0	0	0	0	0	0	7	4	2	1	0	0	9	
	EUK	0	0	0	0	0	0	0	0	0	0	0	0	0	

Legend: M=Male, F=Female, AIAN=American Indian or Alaskan Native, A=Asian, BAAM=Black or African American, EH=Ethnicity Hispanic, ENH=Ethnicity Non-Hispanic, EUK=Ethnicity Unknown, MR=Multi Racial, NHOPI=Native Hawaiian or Other Pacific Islander, O=Other, Total=Total By Age, W=White

Juvenile Status Demographics

Cases Filed for 2014

		0-5		6-9		10-12		13-16		17		18+		Total Race	
		M	F	M	F	M	F	M	F	M	F	M	F		
Dubois	PROBATION	A	0	0	0	0	0	0	0	0	0	0	0	0	
		AIAN	0	0	0	0	0	0	0	0	0	0	0	0	
		BAAM	0	0	0	0	0	0	0	0	0	0	0	0	
		NHOPI	0	0	0	0	0	0	0	0	0	0	0	0	
		W	0	0	0	0	0	0	3	4	0	2	0	0	9
		MR	0	0	0	0	0	0	0	0	0	0	0	0	0
		O	0	0	0	0	0	0	0	0	0	0	0	0	0
		Total	0		0		0		7		2		0		9
		EH	0		0		0		2		0		0		2
		ENH	0		0		0		5		2		0		7
		EUK	0		0		0		0		0		0		0
Elkhart	PROBATION	A	0	0	0	0	0	0	0	0	0	0	0	0	
		AIAN	0	0	0	0	0	0	0	0	0	0	0	0	
		BAAM	0	0	0	0	0	0	0	3	1	0	0	0	4
		NHOPI	0	0	0	0	0	0	0	0	0	0	0	0	
		W	0	0	0	0	0	0	7	13	5	4	1	3	33
		MR	0	0	0	0	0	0	0	0	1	0	0	0	1
		O	0	0	0	0	0	0	1	1	1	0	0	0	3
		Total	0		0		0		25		12		4		41
		EH	0		0		0		10		4		1		15
		ENH	0		0		0		15		7		3		25
		EUK	0		0		0		0		1		0		1
Fayette	PROBATION	A	0	0	0	0	0	0	0	0	0	0	0	0	
		AIAN	0	0	0	0	0	0	0	0	0	0	0	0	
		BAAM	0	0	0	0	0	0	0	0	0	0	0	0	
		NHOPI	0	0	0	0	0	0	0	0	0	0	0	0	
		W	0	0	0	0	0	0	0	1	0	0	0	0	1
		MR	0	0	0	0	0	0	0	0	0	0	0	0	0
		O	0	0	0	0	0	0	0	0	0	0	0	0	0
		Total	0		0		0		1		0		0		1
		EH	0		0		0		0		0		0		0
		ENH	0		0		0		0		0		0		0
		EUK	0		0		0		1		0		0		1

Legend: M=Male, F=Female, AIAN=American Indian or Alaskan Native, A=Asian, BAAM=Black or African American, EH=Ethnicity Hispanic, ENH=Ethnicity Non-Hispanic, EUK=Ethnicity Unknown, MR=Multi Racial, NHOPI=Native Hawaiian or Other Pacific Islander, O=Other, Total=Total By Age, W=White

Juvenile Status Demographics

Cases Filed for 2014

			0-5		6-9		10-12		13-16		17		18+		Total Race
			M	F	M	F	M	F	M	F	M	F	M	F	
Floyd	PROBATION	A	0	0	0	0	0	0	0	1	0	0	0	0	
		AIAN	0	0	0	0	0	0	0	0	0	0	0	0	0
		BAAM	0	0	0	0	1	0	19	11	1	0	0	0	32
		NHOPI	0	0	0	0	0	0	0	0	0	0	0	0	0
		W	0	0	0	0	1	0	35	34	9	7	0	0	86
		MR	0	0	0	0	0	0	8	0	0	1	0	0	9
		O	0	0	0	0	0	0	0	0	0	0	0	0	0
		Total	0		0		2		108		18		0		128
		EH	0		0		0		0		0		0		0
		ENH	0		0		0		1		1		0		2
		EUK	0		0		2		107		17		0		126
<hr/>															
Fountain	PROBATION	A	0	0	0	0	0	0	0	0	0	0	0	0	0
		AIAN	0	0	0	0	0	0	0	0	0	0	0	0	0
		BAAM	0	0	0	0	0	0	0	0	0	0	0	0	0
		NHOPI	0	0	0	0	0	0	0	0	0	0	0	0	0
		W	0	0	0	0	0	0	0	0	0	0	0	0	0
		MR	0	0	0	0	0	0	0	0	0	0	0	0	0
		O	0	0	0	0	0	0	0	0	0	0	0	0	0
		Total	0		0		0		0		0		0		0
		EH	0		0		0		0		0		0		0
		ENH	0		0		0		0		0		0		0
		EUK	0		0		0		0		0		0		0
<hr/>															
Franklin	PROBATION	A	0	0	0	0	0	0	0	0	0	0	0	0	0
		AIAN	0	0	0	0	0	0	0	0	0	0	0	0	0
		BAAM	0	0	0	0	0	0	0	0	0	0	0	0	0
		NHOPI	0	0	0	0	0	0	0	0	0	0	0	0	0
		W	0	0	0	0	0	0	0	0	0	0	0	0	0
		MR	0	0	0	0	0	0	0	0	0	0	0	0	0
		O	0	0	0	0	0	0	0	0	0	0	0	0	0
		Total	0		0		0		0		0		0		0
		EH	0		0		0		0		0		0		0
		ENH	0		0		0		0		0		0		0
		EUK	0		0		0		0		0		0		0

Legend: M=Male, F=Female, AIAN=American Indian or Alaskan Native, A=Asian, BAAM=Black or African American, EH=Ethnicity Hispanic, ENH=Ethnicity Non-Hispanic, EUK=Ethnicity Unknown, MR=Multi Racial, NHOPI=Native Hawaiian or Other Pacific Islander, O=Other, Total=Total By Age, W=White

Juvenile Status Demographics

Cases Filed for 2014

			0-5		6-9		10-12		13-16		17		18+		Total Race
			M	F	M	F	M	F	M	F	M	F	M	F	
Fulton	PROBATION	A	0	0	0	0	0	0	0	0	0	0	0	0	
		AIAN	0	0	0	0	0	0	0	0	0	0	0	0	0
		BAAM	0	0	0	0	0	0	0	0	0	0	0	0	0
		NHOPI	0	0	0	0	0	0	0	0	0	0	0	0	0
		W	0	0	0	0	0	0	0	0	0	0	0	0	0
		MR	0	0	0	0	0	0	0	0	0	0	0	0	0
		O	0	0	0	0	0	0	0	0	0	0	0	0	0
		Total	0		0		0		0		0		0		0
		EH	0		0		0		0		0		0		0
		ENH	0		0		0		0		0		0		0
		EUK	0		0		0		0		0		0		0
Gibson	PROBATION	A	0	0	0	0	0	0	0	0	0	0	0	0	0
		AIAN	0	0	0	0	0	0	0	0	0	0	0	0	0
		BAAM	0	0	0	0	0	0	0	0	0	0	0	0	0
		NHOPI	0	0	0	0	0	0	0	0	0	0	0	0	0
		W	0	0	0	0	0	0	1	0	0	0	0	0	1
		MR	0	0	0	0	0	0	0	0	0	0	0	0	0
		O	0	0	0	0	0	0	0	0	0	0	0	0	0
		Total	0		0		0		1		0		0		1
		EH	0		0		0		0		0		0		0
		ENH	0		0		0		0		0		0		0
		EUK	0		0		0		1		0		0		1
Grant	PROBATION	A	0	0	0	0	0	0	0	0	0	0	0	0	0
		AIAN	0	0	0	0	0	0	0	0	0	0	0	0	0
		BAAM	0	0	0	0	1	0	13	8	1	1	0	0	24
		NHOPI	0	0	0	0	0	0	0	0	0	0	0	0	0
		W	0	0	0	0	0	1	20	20	3	3	1	0	48
		MR	0	0	0	0	0	0	0	0	0	0	0	0	0
		O	0	0	0	0	0	0	0	0	0	0	0	0	0
		Total	0		0		2		61		8		1		72
		EH	0		0		0		6		0		0		6
		ENH	0		0		2		55		7		1		65
		EUK	0		0		0		0		1		0		1

Legend: M=Male, F=Female, AIAN=American Indian or Alaskan Native, A=Asian, BAAM=Black or African American, EH=Ethnicity Hispanic, ENH=Ethnicity Non-Hispanic, EUK=Ethnicity Unknown, MR=Multi Racial, NHOPI=Native Hawaiian or Other Pacific Islander, O=Other, Total=Total By Age, W=White

Juvenile Status Demographics

Cases Filed for 2014

		0-5		6-9		10-12		13-16		17		18+		Total Race
		M	F	M	F	M	F	M	F	M	F	M	F	
Greene														
PROBATION	A	0	0	0	0	0	0	0	0	0	0	0	0	0
	AIAN	0	0	0	0	0	0	0	0	0	0	0	0	0
	BAAM	0	0	0	0	0	0	0	0	0	0	0	0	0
	NHOPI	0	0	0	0	0	0	0	0	0	0	0	0	0
	W	0	0	0	0	0	0	2	2	0	0	0	0	4
	MR	0	0	0	0	0	0	0	0	0	0	0	0	0
	O	0	0	0	0	0	0	0	0	0	0	0	0	0
	Total	0	0	0	0	0	0	4	0	0	0	0	0	4
	EH	0	0	0	0	0	0	0	0	0	0	0	0	0
	ENH	0	0	0	0	0	0	0	0	0	0	0	0	0
	EUK	0	0	0	0	0	0	4	0	0	0	0	0	4
Hamilton														
PROBATION	A	0	0	0	0	0	0	0	0	0	0	0	0	0
	AIAN	0	0	0	0	0	0	0	0	0	0	0	0	0
	BAAM	0	0	0	0	0	0	0	0	0	0	0	0	0
	NHOPI	0	0	0	0	0	0	0	0	0	0	0	0	0
	W	0	0	0	0	1	0	1	2	0	2	0	0	6
	MR	0	0	0	0	0	0	0	0	0	0	0	0	0
	O	0	0	0	0	0	0	0	0	0	0	0	0	0
	Total	0	0	0	0	1	0	3	2	0	2	0	0	6
	EH	0	0	0	0	0	0	0	0	0	0	0	0	0
	ENH	0	0	0	0	1	0	3	2	0	2	0	0	6
	EUK	0	0	0	0	0	0	0	0	0	0	0	0	0
Hancock														
PROBATION	A	0	0	0	0	0	0	0	0	0	0	0	0	0
	AIAN	0	0	0	0	0	0	0	0	0	0	0	0	0
	BAAM	0	0	0	0	0	0	0	0	0	0	0	0	0
	NHOPI	0	0	0	0	0	0	0	0	0	0	0	0	0
	W	0	0	0	0	0	0	0	0	0	1	0	0	1
	MR	0	0	0	0	0	0	0	0	0	0	0	0	0
	O	0	0	0	0	0	0	0	0	0	0	0	0	0
	Total	0	0	0	0	0	0	0	0	1	0	0	0	1
	EH	0	0	0	0	0	0	0	0	0	0	0	0	0
	ENH	0	0	0	0	0	0	0	0	0	0	0	0	0
	EUK	0	0	0	0	0	0	0	1	0	0	0	0	1

Legend: M=Male, F=Female, AIAN=American Indian or Alaskan Native, A=Asian, BAAM=Black or African American, EH=Ethnicity Hispanic, ENH=Ethnicity Non-Hispanic, EUK=Ethnicity Unknown, MR=Multi Racial, NHOPI=Native Hawaiian or Other Pacific Islander, O=Other, Total=Total By Age, W=White

Juvenile Status Demographics

Cases Filed for 2014

		0-5		6-9		10-12		13-16		17		18+		Total Race
		M	F	M	F	M	F	M	F	M	F	M	F	
Harrison														
PROBATION	A	0	0	0	0	0	0	0	0	0	0	0	0	0
	AIAN	0	0	0	0	0	0	0	0	0	0	0	0	0
	BAAM	0	0	0	0	0	0	1	0	0	0	0	0	1
	NHOPI	0	0	0	0	0	0	0	0	0	0	0	0	0
	W	0	0	0	0	2	0	13	10	9	8	2	4	48
	MR	0	0	0	0	0	0	0	0	0	0	0	0	0
	O	0	0	0	0	0	0	0	0	0	0	0	0	0
	Total	0	0	0	0	2	0	24	10	17	8	6	4	49
	EH	0	0	0	0	0	0	1	0	0	0	0	0	1
	ENH	0	0	0	0	1	0	9	0	9	0	5	0	24
	EUK	0	0	0	0	1	0	14	0	8	0	1	0	24
Hendricks														
PROBATION	A	0	0	0	0	0	0	0	0	0	0	0	0	0
	AIAN	0	0	0	0	0	0	0	0	0	0	0	0	0
	BAAM	0	0	0	0	0	0	1	0	1	0	0	0	2
	NHOPI	0	0	0	0	0	0	0	0	0	0	0	0	0
	W	0	0	0	0	1	1	9	6	6	1	3	0	27
	MR	0	0	0	0	0	0	4	0	0	0	2	0	6
	O	0	0	0	0	0	1	0	1	0	0	0	0	2
	Total	0	0	0	0	3	1	21	7	8	1	5	0	37
	EH	0	0	0	0	0	0	1	0	0	0	0	0	1
	ENH	0	0	0	0	1	0	7	0	5	0	4	0	17
	EUK	0	0	0	0	2	0	13	0	3	0	1	0	19
Henry														
PROBATION	A	0	0	0	0	0	0	0	0	0	0	0	0	0
	AIAN	0	0	0	0	0	0	0	0	0	0	0	0	0
	BAAM	0	0	0	0	0	0	0	0	0	0	0	0	0
	NHOPI	0	0	0	0	0	0	0	0	0	0	0	0	0
	W	0	0	0	0	0	0	3	1	2	0	0	0	6
	MR	0	0	0	0	0	0	1	0	0	0	0	0	1
	O	0	0	0	0	0	0	0	0	0	0	0	0	0
	Total	0	0	0	0	0	0	5	1	2	0	0	0	7
	EH	0	0	0	0	0	0	4	0	1	0	0	0	5
	ENH	0	0	0	0	0	0	0	0	0	0	0	0	0
	EUK	0	0	0	0	0	0	1	0	1	0	0	0	2

Legend: M=Male, F=Female, AIAN=American Indian or Alaskan Native, A=Asian, BAAM=Black or African American, EH=Ethnicity Hispanic, ENH=Ethnicity Non-Hispanic, EUK=Ethnicity Unknown, MR=Multi Racial, NHOPI=Native Hawaiian or Other Pacific Islander, O=Other, Total=Total By Age, W=White

Juvenile Status Demographics

Cases Filed for 2014

		0-5		6-9		10-12		13-16		17		18+		Total Race
		M	F	M	F	M	F	M	F	M	F	M	F	
Howard														
PROBATION	A	0	0	0	0	0	0	0	0	0	0	0	0	0
	AIAN	0	0	0	0	0	0	0	0	0	0	0	0	0
	BAAM	0	0	0	0	0	1	5	1	1	0	0	0	8
	NHOPI	0	0	0	0	0	0	0	0	0	0	0	0	0
	W	0	0	0	0	1	1	11	16	2	2	0	0	33
	MR	0	0	0	0	0	0	0	0	0	0	0	0	0
	O	0	0	0	0	1	0	3	1	1	1	0	0	7
	Total	0	0	0	0	4	0	37	0	7	0	0	0	48
	EH	0	0	0	0	0	0	0	0	0	0	0	0	0
	ENH	0	0	0	0	0	0	0	0	0	0	0	0	0
	EUK	0	0	0	0	4	0	37	0	7	0	0	0	48
Huntington														
PROBATION	A	0	0	0	0	0	0	0	0	0	0	0	0	0
	AIAN	0	0	0	0	0	0	0	0	0	0	0	0	0
	BAAM	0	0	0	0	0	0	0	0	0	0	0	0	0
	NHOPI	0	0	0	0	0	0	1	1	0	0	0	0	2
	W	0	0	0	0	0	0	1	2	0	0	1	0	4
	MR	0	0	0	0	0	0	0	0	0	0	0	0	0
	O	0	0	0	0	0	0	0	0	0	0	0	0	0
	Total	0	0	0	0	0	0	5	0	0	0	1	0	6
	EH	0	0	0	0	0	0	0	0	0	0	0	0	0
	ENH	0	0	0	0	0	0	0	0	0	0	0	0	0
	EUK	0	0	0	0	0	0	5	0	0	0	1	0	6
Jackson														
PROBATION	A	0	0	0	0	0	0	0	0	0	0	0	0	0
	AIAN	0	0	0	0	0	0	0	0	0	0	0	0	0
	BAAM	0	0	0	0	0	0	0	0	0	0	0	0	0
	NHOPI	0	0	0	0	0	0	0	0	0	0	0	0	0
	W	0	0	0	0	2	0	3	5	0	1	0	0	11
	MR	0	0	0	0	0	0	0	0	0	0	0	0	0
	O	0	0	0	0	0	0	0	0	0	0	0	0	0
	Total	0	0	0	0	2	0	8	0	1	0	0	0	11
	EH	0	0	0	0	0	0	0	0	0	0	0	0	0
	ENH	0	0	0	0	0	0	2	0	1	0	0	0	3
	EUK	0	0	0	0	2	0	6	0	0	0	0	0	8

Legend: M=Male, F=Female, AIAN=American Indian or Alaskan Native, A=Asian, BAAM=Black or African American, EH=Ethnicity Hispanic, ENH=Ethnicity Non-Hispanic, EUK=Ethnicity Unknown, MR=Multi Racial, NHOPI=Native Hawaiian or Other Pacific Islander, O=Other, Total=Total By Age, W=White

Juvenile Status Demographics

Cases Filed for 2014

			0-5		6-9		10-12		13-16		17		18+		Total Race
			M	F	M	F	M	F	M	F	M	F	M	F	
Jasper	PROBATION	A	0	0	0	0	0	0	0	0	0	0	0	0	
		AIAN	0	0	0	0	0	0	0	0	0	0	0	0	0
		BAAM	0	0	0	0	0	0	0	0	0	0	0	0	0
		NHOPI	0	0	0	0	0	0	0	0	0	0	0	0	0
		W	0	0	0	0	0	1	1	0	0	0	0	0	2
		MR	0	0	0	0	0	0	0	0	0	0	0	0	0
		O	0	0	0	0	0	0	0	0	0	0	0	0	0
		Total	0		0		1		1		0		0		2
		EH	0		0		0		0		0		0		0
		ENH	0		0		1		1		0		0		2
		EUK	0		0		0		0		0		0		0
Jay	PROBATION	A	0	0	0	0	0	0	0	0	0	0	0	0	0
		AIAN	0	0	0	0	0	0	0	0	0	0	0	0	0
		BAAM	0	0	0	0	0	0	0	0	0	0	0	0	0
		NHOPI	0	0	0	0	0	0	0	0	0	0	0	0	0
		W	0	0	0	0	0	0	0	0	0	0	0	0	0
		MR	0	0	0	0	0	0	0	0	0	0	0	0	0
		O	0	0	0	0	0	0	0	0	0	0	0	0	0
		Total	0		0		0		0		0		0		0
		EH	0		0		0		0		0		0		0
		ENH	0		0		0		0		0		0		0
		EUK	0		0		0		0		0		0		0
Jefferson	PROBATION	A	0	0	0	0	0	0	0	0	0	0	0	0	0
		AIAN	0	0	0	0	0	0	0	0	0	0	0	0	0
		BAAM	0	0	0	0	0	0	0	0	0	0	0	0	0
		NHOPI	0	0	0	0	0	0	0	0	0	0	0	0	0
		W	0	0	0	0	0	1	20	29	0	0	0	0	50
		MR	0	0	0	0	0	0	0	0	0	0	0	0	0
		O	0	0	0	0	0	0	0	0	0	0	0	0	0
		Total	0		0		1		49		0		0		50
		EH	0		0		0		0		0		0		0
		ENH	0		0		0		0		0		0		0
		EUK	0		0		1		49		0		0		50

Legend: M=Male, F=Female, AIAN=American Indian or Alaskan Native, A=Asian, BAAM=Black or African American, EH=Ethnicity Hispanic, ENH=Ethnicity Non-Hispanic, EUK=Ethnicity Unknown, MR=Multi Racial, NHOPI=Native Hawaiian or Other Pacific Islander, O=Other, Total=Total By Age, W=White

Juvenile Status Demographics

Cases Filed for 2014

		0-5		6-9		10-12		13-16		17		18+		Total Race
		M	F	M	F	M	F	M	F	M	F	M	F	
Jennings														
PROBATION	A	0	0	0	0	0	0	0	0	0	0	0	0	0
	AIAN	0	0	0	0	0	0	0	0	0	0	0	0	0
	BAAM	0	0	0	0	0	0	0	0	0	0	0	0	0
	NHOPI	0	0	0	0	0	0	0	0	0	0	0	0	0
	W	0	0	0	0	0	0	0	0	0	0	0	0	0
	MR	0	0	0	0	0	0	0	0	0	0	0	0	0
	O	0	0	0	0	0	0	0	0	0	0	0	0	0
	Total	0		0		0		0		0		0		0
	EH	0		0		0		0		0		0		0
	ENH	0		0		0		0		0		0		0
	EUK	0		0		0		0		0		0		0
Johnson														
PROBATION	A	0	0	0	0	0	0	0	0	0	0	0	0	0
	AIAN	0	0	0	0	0	0	0	0	0	0	0	0	0
	BAAM	0	0	0	0	0	0	0	0	0	0	0	0	0
	NHOPI	0	0	0	0	0	0	0	0	0	0	0	0	0
	W	0	0	0	0	2	1	18	16	5	5	0	0	47
	MR	0	0	0	0	0	0	0	3	2	0	0	0	5
	O	0	0	0	0	0	0	2	1	0	0	0	0	3
	Total	0		0		3		40		12		0		55
	EH	0		0		0		2		0		0		2
	ENH	0		0		3		38		12		0		53
	EUK	0		0		0		0		0		0		0
Knox														
PROBATION	A	0	0	0	0	0	0	0	0	0	0	0	0	0
	AIAN	0	0	0	0	0	0	0	0	0	0	0	0	0
	BAAM	0	0	0	0	0	0	0	0	0	0	0	0	0
	NHOPI	0	0	0	0	0	0	1	0	0	0	0	0	1
	W	0	0	0	0	0	1	6	6	1	2	0	0	16
	MR	0	0	0	0	0	0	0	0	0	0	0	0	0
	O	0	0	0	0	0	0	0	0	0	1	0	0	1
	Total	0		0		1		13		4		0		18
	EH	0		0		0		0		0		0		0
	ENH	0		0		1		13		3		0		17
	EUK	0		0		0		0		1		0		1

Legend: M=Male, F=Female, AIAN=American Indian or Alaskan Native, A=Asian, BAAM=Black or African American, EH=Ethnicity Hispanic, ENH=Ethnicity Non-Hispanic, EUK=Ethnicity Unknown, MR=Multi Racial, NHOPI=Native Hawaiian or Other Pacific Islander, O=Other, Total=Total By Age, W=White

Juvenile Status Demographics

Cases Filed for 2014

		0-5		6-9		10-12		13-16		17		18+		Total Race
		M	F	M	F	M	F	M	F	M	F	M	F	
Kosciusko														
PROBATION	A	0	0	0	0	0	0	0	0	0	0	0	0	0
	AIAN	0	0	0	0	0	0	0	0	0	0	0	0	0
	BAAM	0	0	0	0	0	0	0	0	0	0	0	0	0
	NHOPI	0	0	0	0	0	0	0	0	0	0	0	0	0
	W	0	0	0	0	0	0	0	0	0	0	0	0	0
	MR	0	0	0	0	0	0	0	0	0	0	0	0	0
	O	0	0	0	0	0	0	0	0	0	0	0	0	0
	Total	0	0	0	0	0	0	0	0	0	0	0	0	0
	EH	0	0	0	0	0	0	0	0	0	0	0	0	0
	ENH	0	0	0	0	0	0	0	0	0	0	0	0	0
	EUK	0	0	0	0	0	0	0	0	0	0	0	0	0
LaGrange														
PROBATION	A	0	0	0	0	0	0	0	0	0	0	0	0	0
	AIAN	0	0	0	0	0	0	0	0	0	0	0	0	0
	BAAM	0	0	0	0	0	0	0	0	0	0	0	0	0
	NHOPI	0	0	0	0	0	0	0	0	0	0	0	0	0
	W	0	0	0	0	0	0	24	11	18	8	1	2	64
	MR	0	0	0	0	0	0	0	0	2	0	0	0	2
	O	0	0	0	0	1	0	0	0	0	0	0	0	1
	Total	0	0	0	0	1	0	35	11	28	8	3	2	67
	EH	0	0	0	0	0	0	0	0	2	0	0	0	2
	ENH	0	0	0	0	1	0	35	11	26	8	3	2	65
	EUK	0	0	0	0	0	0	0	0	0	0	0	0	0
Lake														
PROBATION	A	0	0	0	0	0	0	0	0	0	0	0	0	0
	AIAN	0	0	0	0	0	0	0	0	0	0	0	0	0
	BAAM	0	0	0	0	0	0	8	13	1	1	0	0	23
	NHOPI	0	0	0	0	0	0	0	0	0	0	0	0	0
	W	0	0	0	0	1	0	45	31	4	3	0	0	84
	MR	0	0	0	0	0	0	2	3	0	0	0	0	5
	O	0	0	0	0	0	0	14	9	0	0	0	0	23
	Total	0	0	0	0	1	0	125	54	9	4	0	0	135
	EH	0	0	0	0	0	0	40	14	1	1	0	0	41
	ENH	0	0	0	0	1	0	85	40	8	3	0	0	94
	EUK	0	0	0	0	0	0	0	0	0	0	0	0	0

Legend: M=Male, F=Female, AIAN=American Indian or Alaskan Native, A=Asian, BAAM=Black or African American, EH=Ethnicity Hispanic, ENH=Ethnicity Non-Hispanic, EUK=Ethnicity Unknown, MR=Multi Racial, NHOPI=Native Hawaiian or Other Pacific Islander, O=Other, Total=Total By Age, W=White

Juvenile Status Demographics

Cases Filed for 2014

		0-5		6-9		10-12		13-16		17		18+		Total Race
		M	F	M	F	M	F	M	F	M	F	M	F	
LaPorte														
PROBATION	A	0	0	0	0	0	0	0	0	0	0	0	0	0
	AIAN	0	0	0	0	0	0	0	0	0	0	0	0	0
	BAAM	0	0	0	0	0	0	3	3	2	1	0	0	9
	NHOPI	0	0	0	0	0	0	0	0	0	0	0	0	0
	W	0	0	0	0	0	4	7	14	2	1	0	0	28
	MR	0	0	0	0	0	0	1	0	2	0	0	0	3
	O	0	0	0	0	0	0	0	1	1	0	0	0	2
	Total	0	0	0	0	4	4	29	29	9	1	0	0	42
	EH	0	0	0	0	0	0	1	1	1	0	0	0	2
	ENH	0	0	0	0	4	4	28	28	8	0	0	0	40
	EUK	0	0	0	0	0	0	0	0	0	0	0	0	0
Lawrence														
PROBATION	A	0	0	0	0	0	0	0	0	0	0	0	0	0
	AIAN	0	0	0	0	0	0	0	0	0	0	0	0	0
	BAAM	0	0	0	0	0	0	0	0	0	0	0	0	0
	NHOPI	0	0	0	0	0	0	0	0	0	0	0	0	0
	W	0	0	0	0	2	0	7	6	7	2	0	0	24
	MR	0	0	0	0	0	0	0	0	0	0	0	0	0
	O	0	0	0	0	0	0	0	0	0	0	0	0	0
	Total	0	0	0	0	2	0	13	13	9	2	0	0	24
	EH	0	0	0	0	0	0	0	0	0	0	0	0	0
	ENH	0	0	0	0	0	0	0	0	0	0	0	0	0
	EUK	0	0	0	0	2	0	13	13	9	0	0	0	24
Madison														
PROBATION	A	0	0	0	0	0	0	0	0	0	0	0	0	0
	AIAN	0	0	0	0	0	0	0	0	0	0	0	0	0
	BAAM	0	0	0	0	0	0	8	9	2	0	0	0	19
	NHOPI	0	0	0	0	0	0	0	0	0	0	0	0	0
	W	0	0	0	0	2	3	21	17	6	6	1	0	56
	MR	0	0	0	0	0	0	0	0	0	0	0	0	0
	O	0	0	0	0	0	0	1	2	0	0	1	0	4
	Total	0	0	0	0	5	3	58	58	14	6	2	0	79
	EH	0	0	0	0	0	0	1	1	0	0	1	0	2
	ENH	0	0	0	0	5	3	46	46	11	0	0	0	62
	EUK	0	0	0	0	0	0	11	11	3	0	1	0	15

Legend: M=Male, F=Female, AIAN=American Indian or Alaskan Native, A=Asian, BAAM=Black or African American, EH=Ethnicity Hispanic, ENH=Ethnicity Non-Hispanic, EUK=Ethnicity Unknown, MR=Multi Racial, NHOPI=Native Hawaiian or Other Pacific Islander, O=Other, Total=Total By Age, W=White

Juvenile Status Demographics

Cases Filed for 2014

		0-5		6-9		10-12		13-16		17		18+		Total Race
		M	F	M	F	M	F	M	F	M	F	M	F	
Marion														
PROBATION	A	0	0	0	0	0	0	0	1	0	0	0	0	1
	AIAN	0	0	0	0	0	0	0	1	0	0	0	0	1
	BAAM	0	0	0	0	0	5	26	40	6	2	0	0	79
	NHOPI	0	0	0	0	0	0	0	0	0	0	0	0	0
	W	0	0	0	0	4	8	60	57	2	8	0	0	139
	MR	0	0	0	0	1	1	12	10	0	2	0	0	26
	O	0	0	0	0	3	1	5	6	0	2	0	0	17
	Total	0	0	0	0	23	23	218	218	22	22	0	0	263
	EH	0	0	0	0	3	3	16	16	3	3	0	0	22
	ENH	0	0	0	0	11	11	122	122	16	16	0	0	149
	EUK	0	0	0	0	9	9	80	80	3	3	0	0	92
Marshall														
PROBATION	A	0	0	0	0	0	0	0	0	0	0	0	0	0
	AIAN	0	0	0	0	0	0	0	0	0	0	0	0	0
	BAAM	0	0	0	0	0	0	0	0	0	0	0	0	0
	NHOPI	0	0	0	0	0	0	0	0	0	0	0	0	0
	W	0	0	0	0	0	0	4	1	0	1	0	0	6
	MR	0	0	0	0	0	0	0	0	0	0	0	0	0
	O	0	0	0	0	0	0	0	0	0	0	0	0	0
	Total	0	0	0	0	0	0	5	5	1	1	0	0	6
	EH	0	0	0	0	0	0	0	0	0	0	0	0	0
	ENH	0	0	0	0	0	0	0	0	0	0	0	0	0
	EUK	0	0	0	0	0	0	5	5	1	1	0	0	6
Martin														
PROBATION	A	0	0	0	0	0	0	0	0	0	0	0	0	0
	AIAN	0	0	0	0	0	0	0	0	0	0	0	0	0
	BAAM	0	0	0	0	0	0	0	0	0	0	0	0	0
	NHOPI	0	0	0	0	0	0	0	0	0	0	0	0	0
	W	0	0	0	0	0	0	0	0	0	0	0	0	0
	MR	0	0	0	0	0	0	0	0	0	0	0	0	0
	O	0	0	0	0	0	0	0	0	0	0	0	0	0
	Total	0	0	0	0	0	0	0	0	0	0	0	0	0
	EH	0	0	0	0	0	0	0	0	0	0	0	0	0
	ENH	0	0	0	0	0	0	0	0	0	0	0	0	0
	EUK	0	0	0	0	0	0	0	0	0	0	0	0	0

Legend: M=Male, F=Female, AIAN=American Indian or Alaskan Native, A=Asian, BAAM=Black or African American, EH=Ethnicity Hispanic, ENH=Ethnicity Non-Hispanic, EUK=Ethnicity Unknown, MR=Multi Racial, NHOPI=Native Hawaiian or Other Pacific Islander, O=Other, Total=Total By Age, W=White

Juvenile Status Demographics

Cases Filed for 2014

		0-5		6-9		10-12		13-16		17		18+		Total Race	
		M	F	M	F	M	F	M	F	M	F	M	F		
Miami	PROBATION	A	0	0	0	0	0	0	0	0	0	0	0	0	0
		AIAN	0	0	0	0	0	0	0	0	0	0	0	0	0
		BAAM	0	0	0	0	0	0	0	0	0	0	0	0	0
		NHOPI	0	0	0	0	0	0	0	0	0	0	0	0	0
		W	0	0	0	0	0	0	3	1	0	0	0	1	5
		MR	0	0	0	0	0	0	0	0	0	0	0	0	0
		O	0	0	0	0	0	0	0	0	0	0	0	0	0
		Total	0	0	0	0	0	0	4	0	0	0	1	0	5
		EH	0	0	0	0	0	0	0	0	0	0	0	0	0
		ENH	0	0	0	0	0	0	0	0	0	0	0	0	0
		EUK	0	0	0	0	0	0	4	0	0	1	0	0	5
		Monroe	PROBATION	A	0	0	0	0	0	0	0	0	0	0	0
AIAN	0			0	0	0	0	0	1	0	0	0	0	0	1
BAAM	0			0	0	0	0	0	3	0	0	0	0	0	3
NHOPI	0			0	0	0	0	0	0	0	0	0	0	0	0
W	0			0	0	0	1	0	15	11	4	4	0	0	35
MR	0			0	0	0	0	0	2	2	0	0	0	0	4
O	0			0	0	0	0	0	0	1	0	0	0	0	1
Total	0			0	0	0	1	0	35	11	8	4	0	0	44
EH	0			0	0	0	0	0	2	0	0	0	0	0	2
ENH	0			0	0	0	1	0	28	0	8	0	0	0	37
EUK	0			0	0	0	0	0	5	0	0	0	0	0	5
Montgomery	PROBATION			A	0	0	0	0	0	0	0	0	0	0	0
		AIAN	0	0	0	0	0	0	0	0	0	0	0	0	0
		BAAM	0	0	0	0	0	0	0	0	0	0	0	0	0
		NHOPI	0	0	0	0	0	0	0	0	0	0	0	0	0
		W	0	0	0	0	0	0	0	0	0	0	0	0	0
		MR	0	0	0	0	0	0	0	0	0	0	0	0	0
		O	0	0	0	0	0	0	0	0	0	0	0	0	0
		Total	0	0	0	0	0	0	0	0	0	0	0	0	0
		EH	0	0	0	0	0	0	0	0	0	0	0	0	0
		ENH	0	0	0	0	0	0	0	0	0	0	0	0	0
		EUK	0	0	0	0	0	0	0	0	0	0	0	0	0

Legend: M=Male, F=Female, AIAN=American Indian or Alaskan Native, A=Asian, BAAM=Black or African American, EH=Ethnicity Hispanic, ENH=Ethnicity Non-Hispanic, EUK=Ethnicity Unknown, MR=Multi Racial, NHOPI=Native Hawaiian or Other Pacific Islander, O=Other, Total=Total By Age, W=White

Juvenile Status Demographics

Cases Filed for 2014

		0-5		6-9		10-12		13-16		17		18+		Total Race	
		M	F	M	F	M	F	M	F	M	F	M	F		
Morgan	PROBATION	A	0	0	0	0	0	0	0	0	0	0	0		0
		AIAN	0	0	0	0	0	0	0	0	0	0	0	0	0
		BAAM	0	0	0	0	0	0	0	0	0	0	0	0	0
		NHOPI	0	0	0	0	0	0	0	0	0	0	0	0	0
		W	0	0	0	0	0	0	2	2	3	1	1	1	10
		MR	0	0	0	0	0	0	0	0	0	0	0	0	0
		O	0	0	0	0	0	0	0	0	0	0	0	0	0
		Total	0		0		0		4		4		2		10
		EH	0		0		0		0		0		0		0
		ENH	0		0		0		4		4		2		10
		EUK	0		0		0		0		0		0		0
Newton	PROBATION	A	0	0	0	0	0	0	0	0	0	0	0	0	0
		AIAN	0	0	0	0	0	0	0	0	0	0	0	0	0
		BAAM	0	0	0	0	0	0	0	0	0	0	0	0	0
		NHOPI	0	0	0	0	0	0	0	0	0	0	0	0	0
		W	0	1	1	0	0	1	5	1	0	17	0	1	27
		MR	0	0	0	0	0	0	0	0	0	0	0	0	0
		O	0	0	0	0	0	0	0	0	0	0	0	0	0
		Total	1		1		1		6		17		1		27
		EH	0		0		0		0		0		0		0
		ENH	0		0		0		5		14		0		19
		EUK	1		1		1		1		3		1		8
Noble	PROBATION	A	0	0	0	0	0	0	0	0	0	0	0	0	0
		AIAN	0	0	0	0	0	0	0	0	0	0	0	0	0
		BAAM	0	0	0	0	0	0	0	0	0	0	0	0	0
		NHOPI	0	0	0	0	0	0	0	0	0	0	0	0	0
		W	0	0	0	0	0	0	6	3	0	2	0	0	11
		MR	0	0	0	0	0	0	0	0	0	0	0	0	0
		O	0	0	0	0	0	0	1	1	0	0	0	0	2
		Total	0		0		0		11		2		0		13
		EH	0		0		0		2		0		0		2
		ENH	0		0		0		9		2		0		11
		EUK	0		0		0		0		0		0		0

Legend: M=Male, F=Female, AIAN=American Indian or Alaskan Native, A=Asian, BAAM=Black or African American, EH=Ethnicity Hispanic, ENH=Ethnicity Non-Hispanic, EUK=Ethnicity Unknown, MR=Multi Racial, NHOPI=Native Hawaiian or Other Pacific Islander, O=Other, Total=Total By Age, W=White

Juvenile Status Demographics

Cases Filed for 2014

		0-5		6-9		10-12		13-16		17		18+		Total Race
		M	F	M	F	M	F	M	F	M	F	M	F	
Ohio														
PROBATION	A	0	0	0	0	0	0	0	0	0	0	0	0	0
	AIAN	0	0	0	0	0	0	0	0	0	0	0	0	0
	BAAM	0	0	0	0	0	0	0	0	0	0	0	0	0
	NHOPI	0	0	0	0	0	0	0	0	0	0	0	0	0
	W	0	0	0	0	0	0	0	0	0	0	0	0	0
	MR	0	0	0	0	0	0	0	0	0	0	0	0	0
	O	0	0	0	0	0	0	0	0	0	0	0	0	0
	Total	0		0		0		0		0		0		0
	EH	0		0		0		0		0		0		0
	ENH	0		0		0		0		0		0		0
	EUK	0		0		0		0		0		0		0
Orange														
PROBATION	A	0	0	0	0	0	0	0	0	0	0	0	0	0
	AIAN	0	0	0	0	0	0	0	0	0	0	0	0	0
	BAAM	0	0	0	0	0	0	0	0	0	0	0	0	0
	NHOPI	0	0	0	0	0	0	0	0	0	0	0	0	0
	W	2	3	1	0	2	0	3	3	0	0	0	0	14
	MR	0	0	0	0	0	0	0	0	0	0	0	0	0
	O	0	0	0	0	0	0	0	0	0	0	0	0	0
	Total	5		1		2		6		0		0		14
	EH	0		0		0		0		0		0		0
	ENH	0		0		0		0		0		0		0
	EUK	5		1		2		6		0		0		14
Owen														
PROBATION	A	0	0	0	0	0	0	0	0	0	0	0	0	0
	AIAN	0	0	0	0	0	0	0	0	0	0	0	0	0
	BAAM	0	0	0	0	0	0	0	0	0	0	0	0	0
	NHOPI	0	0	0	0	0	0	0	0	0	0	0	0	0
	W	0	0	0	0	0	0	14	7	2	7	0	0	30
	MR	0	0	0	0	0	0	0	0	0	0	0	0	0
	O	0	0	0	0	0	0	0	0	0	0	0	0	0
	Total	0		0		0		21		9		0		30
	EH	0		0		0		0		0		0		0
	ENH	0		0		0		0		0		0		0
	EUK	0		0		0		21		9		0		30

Legend: M=Male, F=Female, AIAN=American Indian or Alaskan Native, A=Asian, BAAM=Black or African American, EH=Ethnicity Hispanic, ENH=Ethnicity Non-Hispanic, EUK=Ethnicity Unknown, MR=Multi Racial, NHOPI=Native Hawaiian or Other Pacific Islander, O=Other, Total=Total By Age, W=White

Juvenile Status Demographics

Cases Filed for 2014

		0-5		6-9		10-12		13-16		17		18+		Total Race	
		M	F	M	F	M	F	M	F	M	F	M	F		
Parke	PROBATION	A	0	0	0	0	0	0	0	0	0	0	0	0	
		AIAN	0	0	0	0	0	0	0	0	0	0	0	0	
		BAAM	0	0	0	0	0	0	0	0	0	0	0	0	
		NHOPI	0	0	0	0	0	0	0	0	0	0	0	0	
		W	0	0	0	0	0	0	0	0	0	0	0	0	
		MR	0	0	0	0	0	0	0	0	0	0	0	0	
		O	0	0	0	0	0	0	0	0	0	0	0	0	
		Total	0		0		0		0		0		0		0
		EH	0		0		0		0		0		0		0
		ENH	0		0		0		0		0		0		0
		EUK	0		0		0		0		0		0		0
Perry	PROBATION	A	0	0	0	0	0	0	0	0	0	0	0	0	
		AIAN	0	0	0	0	0	0	0	0	0	0	0	0	
		BAAM	0	0	0	0	0	0	0	0	0	0	0	0	
		NHOPI	0	0	0	0	0	0	0	0	0	0	0	0	
		W	0	0	0	0	0	0	0	0	0	0	0	0	
		MR	0	0	0	0	0	0	0	0	0	0	0	0	
		O	0	0	0	0	0	0	0	0	0	0	0	0	
		Total	0		0		0		0		0		0		0
		EH	0		0		0		0		0		0		0
		ENH	0		0		0		0		0		0		0
		EUK	0		0		0		0		0		0		0
Pike	PROBATION	A	0	0	0	0	0	0	0	0	0	0	0	0	
		AIAN	0	0	0	0	0	0	0	0	0	0	0	0	
		BAAM	0	0	0	0	0	0	0	0	0	0	0	0	
		NHOPI	0	0	0	0	0	0	0	0	0	0	0	0	
		W	0	0	0	0	0	0	1	0	0	0	0	1	
		MR	0	0	0	0	0	0	0	0	0	0	0	0	
		O	0	0	0	0	0	0	0	0	0	0	0	0	
		Total	0		0		0		1		0		0		1
		EH	0		0		0		0		0		0		0
		ENH	0		0		0		0		0		0		0
		EUK	0		0		0		1		0		0		1

Legend: M=Male, F=Female, AIAN=American Indian or Alaskan Native, A=Asian, BAAM=Black or African American, EH=Ethnicity Hispanic, ENH=Ethnicity Non-Hispanic, EUK=Ethnicity Unknown, MR=Multi Racial, NHOPI=Native Hawaiian or Other Pacific Islander, O=Other, Total=Total By Age, W=White

Juvenile Status Demographics

Cases Filed for 2014

		0-5		6-9		10-12		13-16		17		18+		Total Race
		M	F	M	F	M	F	M	F	M	F	M	F	
		Porter												
PROBATION	A	0	0	0	0	0	0	0	0	0	0	0	0	0
	AIAN	0	0	0	0	0	0	0	0	0	0	0	0	0
	BAAM	0	0	0	0	0	0	1	0	0	0	0	0	1
	NHOPI	0	0	0	0	0	0	0	0	0	0	0	0	0
	W	0	0	0	0	9	6	35	25	19	14	2	1	111
	MR	0	0	0	0	0	0	0	0	0	0	0	0	0
	O	0	0	0	0	1	0	6	1	4	0	0	0	12
	Total	0	0	0	0	16	6	68	25	37	14	3	1	124
	EH	0	0	0	0	0	0	8	0	4	0	0	0	12
	ENH	0	0	0	0	14	0	45	0	21	0	2	0	82
	EUK	0	0	0	0	2	0	15	0	12	0	1	0	30
Posey														
PROBATION	A	0	0	0	0	0	0	0	0	0	0	0	0	0
	AIAN	0	0	0	0	0	0	0	0	0	0	0	0	0
	BAAM	0	0	0	0	0	0	0	1	0	0	0	0	1
	NHOPI	0	0	0	0	0	0	0	0	0	0	0	0	0
	W	0	0	0	0	0	0	0	0	0	0	0	0	0
	MR	0	0	0	0	0	0	1	0	0	0	0	0	1
	O	0	0	0	0	0	0	0	0	0	0	0	0	0
	Total	0	0	0	0	0	0	2	0	0	0	0	0	2
	EH	0	0	0	0	0	0	0	0	0	0	0	0	0
	ENH	0	0	0	0	0	0	2	0	0	0	0	0	2
	EUK	0	0	0	0	0	0	0	0	0	0	0	0	0
Pulaski														
PROBATION	A	0	0	0	0	0	0	0	0	0	0	0	0	0
	AIAN	0	0	0	0	0	0	0	0	0	0	0	0	0
	BAAM	0	0	0	0	0	0	1	0	0	0	0	0	1
	NHOPI	0	0	0	0	0	0	0	0	0	0	0	0	0
	W	0	0	0	0	0	0	0	0	0	3	1	0	4
	MR	0	0	0	0	0	0	0	0	0	0	0	0	0
	O	0	0	0	0	0	0	0	0	0	0	0	0	0
	Total	0	0	0	0	0	0	1	0	3	0	1	0	5
	EH	0	0	0	0	0	0	1	0	0	0	0	0	1
	ENH	0	0	0	0	0	0	0	0	0	0	0	0	0
	EUK	0	0	0	0	0	0	0	0	3	0	1	0	4

Legend: M=Male, F=Female, AIAN=American Indian or Alaskan Native, A=Asian, BAAM=Black or African American, EH=Ethnicity Hispanic, ENH=Ethnicity Non-Hispanic, EUK=Ethnicity Unknown, MR=Multi Racial, NHOPI=Native Hawaiian or Other Pacific Islander, O=Other, Total=Total By Age, W=White

Juvenile Status Demographics

Cases Filed for 2014

			0-5		6-9		10-12		13-16		17		18+		Total Race
			M	F	M	F	M	F	M	F	M	F	M	F	
Putnam															
PROBATION	A	0	0	0	0	0	0	0	0	0	0	0	0	0	0
	AIAN	0	0	0	0	0	0	0	0	0	0	0	0	0	0
	BAAM	0	0	0	0	0	0	0	0	0	0	0	0	0	0
	NHOPI	0	0	0	0	0	0	0	0	0	0	0	0	0	0
	W	0	0	0	0	0	0	1	3	0	2	1	0		7
	MR	0	0	0	0	0	0	0	0	0	0	0	0		0
	O	0	0	0	0	0	0	2	0	1	0	0	0		3
	Total		0		0		0		6		3		1		10
	EH		0		0		0		0		0		0		0
	ENH		0		0		0		0		0		0		0
	EUK		0		0		0		6		3		1		10
	Randolph														
PROBATION	A	0	0	0	0	0	0	0	0	0	0	0	0	0	0
	AIAN	0	0	0	0	0	0	0	0	0	0	0	0	0	0
	BAAM	0	0	0	0	0	0	0	0	0	0	0	0	0	0
	NHOPI	0	0	0	0	0	0	0	0	0	0	0	0	0	0
	W	0	0	0	0	0	0	2	1	0	0	0	0		3
	MR	0	0	0	0	0	0	0	0	0	0	0	0		0
	O	0	0	0	0	0	0	0	0	0	0	0	0		0
	Total		0		0		0		3		0		0		3
	EH		0		0		0		1		0		0		1
	ENH		0		0		0		2		0		0		2
	EUK		0		0		0		0		0		0		0
	Ripley														
PROBATION	A	0	0	0	0	0	0	0	0	0	0	0	0	0	0
	AIAN	0	0	0	0	0	0	0	0	0	0	0	0	0	0
	BAAM	0	0	0	0	0	0	0	0	0	0	0	0	0	0
	NHOPI	0	0	0	0	0	0	0	0	0	0	0	0	0	0
	W	0	0	0	0	0	0	3	3	3	1	0	0		10
	MR	0	0	0	0	0	0	0	0	0	0	0	0		0
	O	0	0	0	0	0	0	0	0	0	0	0	0		0
	Total		0		0		0		6		4		0		10
	EH		0		0		0		0		0		0		0
	ENH		0		0		0		1		1		0		2
	EUK		0		0		0		5		3		0		8

Legend: M=Male, F=Female, AIAN=American Indian or Alaskan Native, A=Asian, BAAM=Black or African American, EH=Ethnicity Hispanic, ENH=Ethnicity Non-Hispanic, EUK=Ethnicity Unknown, MR=Multi Racial, NHOPI=Native Hawaiian or Other Pacific Islander, O=Other, Total=Total By Age, W=White

Juvenile Status Demographics

Cases Filed for 2014

		0-5		6-9		10-12		13-16		17		18+		Total Race	
		M	F	M	F	M	F	M	F	M	F	M	F		
Rush	PROBATION	A	0	0	0	0	0	0	0	0	0	0	0	0	
		AIAN	0	0	0	0	0	0	0	0	0	0	0	0	
		BAAM	0	0	0	0	0	0	0	0	0	0	0	0	
		NHOPI	0	0	0	0	0	0	0	0	0	0	0	0	
		W	0	0	0	0	0	0	2	0	0	3	0	1	6
		MR	0	0	0	0	0	0	0	0	0	0	0	0	0
		O	0	0	0	0	0	0	0	0	0	0	0	0	0
		Total	0		0		0		2		3		1		6
		EH	0		0		0		0		0		0		0
		ENH	0		0		0		1		0		1		2
		EUK	0		0		0		1		3		0		4
St. Joseph	PROBATION	A	0	0	0	0	0	0	0	0	0	0	0	0	
		AIAN	0	0	0	0	0	0	0	0	0	0	0	0	
		BAAM	0	0	0	0	0	0	1	7	0	1	0	0	9
		NHOPI	0	0	0	0	0	0	0	0	0	0	0	0	
		W	0	0	0	0	0	0	7	2	0	1	0	0	10
		MR	0	0	0	0	0	0	1	2	0	0	0	0	3
		O	0	0	0	0	1	0	3	0	0	0	0	0	4
		Total	0		0		1		23		2		0		26
		EH	0		0		1		2		0		0		3
		ENH	0		0		0		21		2		0		23
		EUK	0		0		0		0		0		0		0
Scott	PROBATION	A	0	0	0	0	0	0	0	0	0	0	0	0	
		AIAN	0	0	0	0	0	0	0	0	0	0	0	0	
		BAAM	0	0	0	0	0	0	0	0	0	0	0	0	
		NHOPI	0	0	0	0	0	0	0	0	0	0	0	0	
		W	0	0	0	0	0	0	2	1	0	1	0	0	4
		MR	0	0	0	0	0	0	0	0	0	0	0	0	0
		O	0	0	0	0	0	0	0	0	0	0	0	0	0
		Total	0		0		0		3		1		0		4
		EH	0		0		0		0		0		0		0
		ENH	0		0		0		3		0		0		3
		EUK	0		0		0		0		1		0		1

Legend: M=Male, F=Female, AIAN=American Indian or Alaskan Native, A=Asian, BAAM=Black or African American, EH=Ethnicity Hispanic, ENH=Ethnicity Non-Hispanic, EUK=Ethnicity Unknown, MR=Multi Racial, NHOPI=Native Hawaiian or Other Pacific Islander, O=Other, Total=Total By Age, W=White

Juvenile Status Demographics

Cases Filed for 2014

		0-5		6-9		10-12		13-16		17		18+		Total Race
		M	F	M	F	M	F	M	F	M	F	M	F	
Shelby														
PROBATION	A	0	0	0	0	0	0	0	0	0	0	0	0	0
	AIAN	0	0	0	0	0	0	0	0	0	0	0	0	0
	BAAM	0	0	0	0	0	0	0	0	0	0	0	0	0
	NHOPI	0	0	0	0	0	0	0	0	0	0	0	0	0
	W	0	0	0	0	0	0	2	1	2	0	0	0	5
	MR	0	0	0	0	0	0	0	0	0	0	0	0	0
	O	0	0	0	0	0	0	0	0	0	0	0	0	0
	Total	0		0		0		3		2		0		5
	EH	0		0		0		0		0		0		0
	ENH	0		0		0		1		1		0		2
	EUK	0		0		0		2		1		0		3
Spencer														
PROBATION	A	0	0	0	0	0	0	0	0	0	0	0	0	0
	AIAN	0	0	0	0	0	0	0	0	0	0	0	0	0
	BAAM	0	0	0	0	0	0	0	0	0	0	0	0	0
	NHOPI	0	0	0	0	0	0	0	0	0	0	0	0	0
	W	0	0	0	0	0	0	6	4	4	3	0	0	17
	MR	0	0	0	0	0	0	0	0	0	0	0	0	0
	O	0	0	0	0	0	0	0	0	0	0	0	0	0
	Total	0		0		0		10		7		0		17
	EH	0		0		0		0		0		0		0
	ENH	0		0		0		1		1		0		2
	EUK	0		0		0		9		6		0		15
Starke														
PROBATION	A	0	0	0	0	0	0	0	0	0	0	0	0	0
	AIAN	0	0	0	0	0	0	0	0	0	0	0	0	0
	BAAM	0	0	0	0	0	0	0	0	0	0	0	0	0
	NHOPI	0	0	0	0	0	0	0	0	0	0	0	0	0
	W	0	0	0	0	0	0	0	0	0	0	0	0	0
	MR	0	0	0	0	0	0	0	0	0	0	0	0	0
	O	0	0	0	0	0	0	0	0	0	0	0	0	0
	Total	0		0		0		0		0		0		0
	EH	0		0		0		0		0		0		0
	ENH	0		0		0		0		0		0		0
	EUK	0		0		0		0		0		0		0

Legend: M=Male, F=Female, AIAN=American Indian or Alaskan Native, A=Asian, BAAM=Black or African American, EH=Ethnicity Hispanic, ENH=Ethnicity Non-Hispanic, EUK=Ethnicity Unknown, MR=Multi Racial, NHOPI=Native Hawaiian or Other Pacific Islander, O=Other, Total=Total By Age, W=White

Juvenile Status Demographics

Cases Filed for 2014

		0-5		6-9		10-12		13-16		17		18+		Total Race
		M	F	M	F	M	F	M	F	M	F	M	F	
Steuben														
PROBATION	A	0	0	0	0	0	0	0	0	0	0	0	0	0
	AIAN	0	0	0	0	0	0	0	0	0	0	0	0	0
	BAAM	0	0	0	0	0	0	0	0	0	0	1	0	1
	NHOPI	0	0	0	0	0	0	0	0	0	0	0	0	0
	W	0	0	0	0	0	0	1	1	2	2	0	0	6
	MR	0	0	0	0	0	0	0	0	0	0	0	0	0
	O	0	0	0	0	0	0	0	0	0	0	0	0	0
	Total	0	0	0	0	0	0	2	2	4	4	1	0	7
	EH	0	0	0	0	0	0	1	1	0	0	0	0	1
	ENH	0	0	0	0	0	0	1	1	3	3	0	0	4
	EUK	0	0	0	0	0	0	0	0	1	1	1	1	2
Sullivan														
PROBATION	A	0	0	0	0	0	0	0	0	0	0	0	0	0
	AIAN	0	0	0	0	0	0	0	0	0	0	0	0	0
	BAAM	0	0	0	0	0	0	0	0	0	0	0	0	0
	NHOPI	0	0	0	0	0	0	0	0	0	0	0	0	0
	W	0	0	0	0	0	0	5	6	0	0	0	0	11
	MR	0	0	0	0	0	0	0	0	0	0	0	0	0
	O	0	0	0	0	0	0	0	0	0	0	0	0	0
	Total	0	0	0	0	0	0	11	11	0	0	0	0	11
	EH	0	0	0	0	0	0	0	0	0	0	0	0	0
	ENH	0	0	0	0	0	0	4	4	0	0	0	0	4
	EUK	0	0	0	0	0	0	7	7	0	0	0	0	7
Switzerland														
PROBATION	A	0	0	0	0	0	0	0	0	0	0	0	0	0
	AIAN	0	0	0	0	0	0	0	0	0	0	0	0	0
	BAAM	0	0	0	0	0	0	0	0	0	0	0	0	0
	NHOPI	0	0	0	0	0	0	0	0	0	0	0	0	0
	W	0	0	0	0	0	0	0	0	0	0	0	0	0
	MR	0	0	0	0	0	0	0	0	0	0	0	0	0
	O	0	0	0	0	0	0	0	0	0	0	0	0	0
	Total	0	0	0	0	0	0	0	0	0	0	0	0	0
	EH	0	0	0	0	0	0	0	0	0	0	0	0	0
	ENH	0	0	0	0	0	0	0	0	0	0	0	0	0
	EUK	0	0	0	0	0	0	0	0	0	0	0	0	0

Legend: M=Male, F=Female, AIAN=American Indian or Alaskan Native, A=Asian, BAAM=Black or African American, EH=Ethnicity Hispanic, ENH=Ethnicity Non-Hispanic, EUK=Ethnicity Unknown, MR=Multi Racial, NHOPI=Native Hawaiian or Other Pacific Islander, O=Other, Total=Total By Age, W=White

Juvenile Status Demographics

Cases Filed for 2014

		0-5		6-9		10-12		13-16		17		18+		Total Race
		M	F	M	F	M	F	M	F	M	F	M	F	
Tippecanoe														
PROBATION	A	0	0	0	0	0	0	0	0	0	0	0	0	0
	AIAN	0	0	0	0	0	0	0	0	0	0	0	0	0
	BAAM	0	0	0	0	0	0	9	4	1	1	0	0	15
	NHOPI	0	0	0	0	0	0	0	0	0	0	0	0	0
	W	0	0	0	0	0	0	9	15	3	5	0	0	32
	MR	0	0	0	0	0	0	4	2	2	1	0	0	9
	O	0	0	0	0	0	0	3	0	1	0	0	0	4
	Total	0	0	0	0	0	0	46	14	0	0	0	0	60
	EH	0	0	0	0	0	0	2	4	0	0	0	0	6
	ENH	0	0	0	0	0	0	28	8	0	0	0	0	36
	EUK	0	0	0	0	0	0	16	2	0	0	0	0	18
Tipton														
PROBATION	A	0	0	0	0	0	0	0	0	0	0	0	0	0
	AIAN	0	0	0	0	0	0	0	0	0	0	0	0	0
	BAAM	0	0	0	0	0	0	0	0	0	0	0	0	0
	NHOPI	0	0	0	0	0	0	0	0	0	0	0	0	0
	W	0	0	0	0	0	0	0	1	0	0	0	0	1
	MR	0	0	0	0	0	0	0	0	0	0	0	0	0
	O	0	0	0	0	0	0	0	0	0	0	0	0	0
	Total	0	0	0	0	0	0	1	0	0	0	0	0	1
	EH	0	0	0	0	0	0	0	0	0	0	0	0	0
	ENH	0	0	0	0	0	0	0	0	0	0	0	0	0
	EUK	0	0	0	0	0	0	1	0	0	0	0	0	1
Union														
PROBATION	A	0	0	0	0	0	0	0	0	0	0	0	0	0
	AIAN	0	0	0	0	0	0	0	0	0	0	0	0	0
	BAAM	0	0	0	0	0	0	0	0	0	0	0	0	0
	NHOPI	0	0	0	0	0	0	0	0	0	0	0	0	0
	W	0	0	2	1	2	1	20	3	8	1	3	0	41
	MR	0	0	0	0	0	0	1	0	0	0	0	0	1
	O	0	0	0	0	0	0	0	0	0	0	0	0	0
	Total	0	0	3	1	3	1	24	3	9	1	3	0	42
	EH	0	0	0	0	0	0	0	0	0	0	0	0	0
	ENH	0	0	0	0	0	0	0	0	0	0	0	0	0
	EUK	0	0	3	1	3	1	24	3	9	1	3	0	42

Legend: M=Male, F=Female, AIAN=American Indian or Alaskan Native, A=Asian, BAAM=Black or African American, EH=Ethnicity Hispanic, ENH=Ethnicity Non-Hispanic, EUK=Ethnicity Unknown, MR=Multi Racial, NHOPI=Native Hawaiian or Other Pacific Islander, O=Other, Total=Total By Age, W=White

Juvenile Status Demographics

Cases Filed for 2014

		0-5		6-9		10-12		13-16		17		18+		Total Race	
		M	F	M	F	M	F	M	F	M	F	M	F		
		Vanderburgh													
PROBATION	A	0	0	0	0	0	0	0	0	0	0	0	0	0	
	AIAN	0	0	0	0	0	0	0	0	0	0	0	0	0	
	BAAM	0	0	0	0	1	1	0	3	2	0	0	1	8	
	NHOPI	0	0	0	0	0	0	0	0	0	0	0	0	0	
	W	0	0	0	0	0	0	4	20	4	5	1	1	35	
	MR	0	0	0	0	0	0	0	0	0	0	0	0	0	
	O	0	0	0	0	0	0	0	1	0	0	0	0	1	
	Total	0	0	0	0	2	2	28	28	11	11	3	3	44	
	EH	0	0	0	0	0	0	0	0	0	0	0	0	0	
	ENH	0	0	0	0	0	0	0	0	0	0	0	0	0	
	EUK	0	0	0	0	2	2	28	28	11	11	3	3	44	
Vermillion															
PROBATION	A	0	0	0	0	0	0	0	0	0	0	0	0	0	
	AIAN	0	0	0	0	0	0	0	0	0	0	0	0	0	
	BAAM	0	0	0	0	0	0	0	0	0	0	0	0	0	
	NHOPI	0	0	0	0	0	0	0	0	0	0	0	0	0	
	W	0	0	0	0	0	0	0	0	0	0	0	0	0	
	MR	0	0	0	0	0	0	0	0	0	0	0	0	0	
	O	0	0	0	0	0	0	0	0	0	0	0	0	0	
	Total	0	0	0	0	0	0	0	0	0	0	0	0	0	
	EH	0	0	0	0	0	0	0	0	0	0	0	0	0	
	ENH	0	0	0	0	0	0	0	0	0	0	0	0	0	
	EUK	0	0	0	0	0	0	0	0	0	0	0	0	0	
Vigo															
PROBATION	A	0	0	0	0	0	0	0	0	0	0	0	0	0	
	AIAN	0	0	0	0	0	0	0	0	0	0	0	0	0	
	BAAM	0	0	0	0	0	1	4	1	0	0	0	0	6	
	NHOPI	0	0	0	0	0	0	0	0	0	0	0	0	0	
	W	0	0	0	0	3	2	14	12	3	2	0	0	36	
	MR	0	0	0	0	0	0	1	0	0	0	0	0	1	
	O	0	0	0	0	0	0	0	0	0	0	0	0	0	
	Total	0	0	0	0	6	6	32	32	5	5	0	0	43	
	EH	0	0	0	0	0	0	0	0	0	0	0	0	0	
	ENH	0	0	0	0	0	0	9	9	2	2	0	0	11	
	EUK	0	0	0	0	6	6	23	23	3	3	0	0	32	

Legend: M=Male, F=Female, AIAN=American Indian or Alaskan Native, A=Asian, BAAM=Black or African American, EH=Ethnicity Hispanic, ENH=Ethnicity Non-Hispanic, EUK=Ethnicity Unknown, MR=Multi Racial, NHOPI=Native Hawaiian or Other Pacific Islander, O=Other, Total=Total By Age, W=White

Juvenile Status Demographics

Cases Filed for 2014

		0-5		6-9		10-12		13-16		17		18+		Total Race
		M	F	M	F	M	F	M	F	M	F	M	F	
Wabash														
PROBATION	A	0	0	0	0	0	0	0	0	0	0	0	0	0
	AIAN	0	0	0	0	0	0	0	0	0	0	0	0	0
	BAAM	0	0	0	0	0	0	0	1	0	0	0	0	1
	NHOPI	0	0	0	0	0	0	0	0	0	0	0	0	0
	W	0	0	0	0	2	4	42	20	14	13	0	0	95
	MR	0	0	0	0	0	0	0	0	0	0	0	0	0
	O	0	0	0	0	0	0	0	0	0	0	0	0	0
	Total	0	0	0	0	6	4	63	20	27	13	0	0	96
	EH	0	0	0	0	1	0	1	0	1	0	0	0	3
	ENH	0	0	0	0	3	0	44	0	14	0	0	0	61
	EUK	0	0	0	0	2	0	18	0	12	0	0	0	32
Warren														
PROBATION	A	0	0	0	0	0	0	0	0	0	0	0	0	0
	AIAN	0	0	0	0	0	0	0	0	0	0	0	0	0
	BAAM	0	0	0	0	0	0	0	0	0	0	0	0	0
	NHOPI	0	0	0	0	0	0	0	0	0	0	0	0	0
	W	0	0	0	0	0	0	0	0	0	0	0	0	0
	MR	0	0	0	0	0	0	0	0	0	0	0	0	0
	O	0	0	0	0	0	0	0	0	0	0	0	0	0
	Total	0	0	0	0	0	0	0	0	0	0	0	0	0
	EH	0	0	0	0	0	0	0	0	0	0	0	0	0
	ENH	0	0	0	0	0	0	0	0	0	0	0	0	0
	EUK	0	0	0	0	0	0	0	0	0	0	0	0	0
Warrick														
PROBATION	A	0	0	0	0	0	0	0	0	0	0	0	0	0
	AIAN	0	0	0	0	0	0	0	0	0	0	0	0	0
	BAAM	0	0	0	0	0	0	0	0	0	0	0	0	0
	NHOPI	0	0	0	0	0	0	0	0	0	0	0	0	0
	W	0	0	0	0	0	0	5	10	16	19	0	0	50
	MR	0	0	0	0	0	0	0	0	0	0	0	0	0
	O	0	0	0	0	0	0	0	0	0	0	0	0	0
	Total	0	0	0	0	0	0	15	19	35	19	0	0	50
	EH	0	0	0	0	0	0	0	0	0	0	0	0	0
	ENH	0	0	0	0	0	0	0	0	0	0	0	0	0
	EUK	0	0	0	0	0	0	15	19	35	0	0	0	50

Legend: M=Male, F=Female, AIAN=American Indian or Alaskan Native, A=Asian, BAAM=Black or African American, EH=Ethnicity Hispanic, ENH=Ethnicity Non-Hispanic, EUK=Ethnicity Unknown, MR=Multi Racial, NHOPI=Native Hawaiian or Other Pacific Islander, O=Other, Total=Total By Age, W=White

Juvenile Status Demographics

Cases Filed for 2014

		0-5		6-9		10-12		13-16		17		18+		Total Race
		M	F	M	F	M	F	M	F	M	F	M	F	
		Washington												
PROBATION	A	0	0	0	0	0	0	0	0	0	0	0	0	0
	AIAN	0	0	0	0	0	0	0	0	0	0	0	0	0
	BAAM	0	0	0	0	0	0	0	0	0	0	0	0	0
	NHOPI	0	0	0	0	0	0	0	0	0	0	0	0	0
	W	0	0	0	0	3	0	8	5	6	3	0	0	25
	MR	0	0	0	0	0	0	0	0	0	0	0	0	0
	O	0	0	0	0	0	0	0	0	0	0	0	0	0
	Total	0	0	0	0	3	0	13	5	9	3	0	0	25
	EH	0	0	0	0	0	0	1	0	0	0	0	0	1
	ENH	0	0	0	0	0	0	0	0	0	0	0	0	0
	EUK	0	0	0	0	3	0	12	5	9	0	0	0	24
Wayne														
PROBATION	A	0	0	0	0	0	0	0	0	0	0	0	0	0
	AIAN	0	0	0	0	0	0	0	0	0	0	0	0	0
	BAAM	0	0	0	0	0	0	0	0	0	0	0	0	0
	NHOPI	0	0	0	0	0	0	0	0	0	0	0	0	0
	W	0	0	0	0	0	0	0	0	0	0	0	0	0
	MR	0	0	0	0	0	0	0	0	0	0	0	0	0
	O	0	0	0	0	0	0	0	0	0	0	0	0	0
	Total	0	0	0	0	0	0	0	0	0	0	0	0	0
	EH	0	0	0	0	0	0	0	0	0	0	0	0	0
	ENH	0	0	0	0	0	0	0	0	0	0	0	0	0
	EUK	0	0	0	0	0	0	0	0	0	0	0	0	0
Wells														
PROBATION	A	0	0	0	0	0	0	0	0	0	0	0	0	0
	AIAN	0	0	0	0	0	0	0	0	0	0	0	0	0
	BAAM	0	0	0	0	0	0	2	0	0	0	0	0	2
	NHOPI	0	0	0	0	0	0	0	0	0	0	0	0	0
	W	0	0	0	0	0	0	7	1	2	0	0	0	10
	MR	0	0	0	0	0	0	0	0	0	0	0	0	0
	O	0	0	0	0	0	0	0	1	0	0	0	0	1
	Total	0	0	0	0	0	0	11	1	2	0	0	0	13
	EH	0	0	0	0	0	0	0	0	0	0	0	0	0
	ENH	0	0	0	0	0	0	0	0	0	0	0	0	0
	EUK	0	0	0	0	0	0	11	1	2	0	0	0	13

Legend: M=Male, F=Female, AIAN=American Indian or Alaskan Native, A=Asian, BAAM=Black or African American, EH=Ethnicity Hispanic, ENH=Ethnicity Non-Hispanic, EUK=Ethnicity Unknown, MR=Multi Racial, NHOPI=Native Hawaiian or Other Pacific Islander, O=Other, Total=Total By Age, W=White

Juvenile Status Demographics

Cases Filed for 2014

		0-5		6-9		10-12		13-16		17		18+		Total Race
		M	F	M	F	M	F	M	F	M	F	M	F	
		White												
PROBATION	A	0	0	0	0	0	0	0	0	0	0	0	0	0
	AIAN	0	0	0	0	0	0	0	0	0	0	0	0	0
	BAAM	0	0	0	0	0	0	0	0	0	0	0	0	0
	NHOPI	0	0	0	0	0	0	0	0	0	0	0	0	0
	W	0	0	0	0	0	0	0	0	0	0	0	0	0
	MR	0	0	0	0	0	0	0	0	0	0	0	0	0
	O	0	0	0	0	0	0	0	0	0	0	0	0	0
	Total	0		0		0		0		0		0		0
	EH	0		0		0		0		0		0		0
	ENH	0		0		0		0		0		0		0
	EUK	0		0		0		0		0		0		0
Whitley														
PROBATION	A	0	0	0	0	0	0	0	0	0	0	0	0	0
	AIAN	0	0	0	0	0	0	0	0	0	0	0	0	0
	BAAM	0	0	0	0	0	0	0	0	0	0	0	0	0
	NHOPI	0	0	0	0	0	0	0	0	0	0	0	0	0
	W	0	0	0	0	3	0	5	1	1	1	0	0	11
	MR	0	0	0	0	0	0	0	0	0	0	0	0	0
	O	0	0	0	0	0	0	0	0	0	0	0	0	0
	Total	0		0		3		6		2		0		11
	EH	0		0		0		0		0		0		0
	ENH	0		0		0		0		0		0		0
	EUK	0		0		3		6		2		0		11
State Total														
PROBATION	A	0	0	1	1	0	0	7	7	1	1	0	0	18
	AIAN	0	0	0	0	0	0	1	1	0	0	0	0	2
	BAAM	0	0	12	11	27	25	224	216	39	27	2	2	585
	NHOPI	0	0	0	0	0	0	3	1	0	0	0	0	4
	W	3	4	14	5	67	60	750	690	240	224	25	22	2104
	MR	0	0	0	0	2	1	41	23	9	4	2	0	82
	O	0	0	29	24	52	41	186	148	34	26	2	0	542
	Total	7		97		275		2298		605		55		3337
	EH	0		8		15		188		36		2		249
	ENH	0		20		129		1213		333		27		1722
	EUK	7		69		131		897		236		26		1366

Legend: M=Male, F=Female, AIAN=American Indian or Alaskan Native, A=Asian, BAAM=Black or African American, EH=Ethnicity Hispanic, ENH=Ethnicity Non-Hispanic, EUK=Ethnicity Unknown, MR=Multi Racial, NHOPI=Native Hawaiian or Other Pacific Islander, O=Other, Total=Total By Age, W=White

SEMI-ANNUAL JUVENILE LAW SERVICES REPORT
FINANCIAL INFORMATION 2014

	EXPENDITURES					REIMBURSEMENTS					
	DETENTION	D.O.C.	COURTS	OTHER	TOTAL	INSURANCE	PARENTS	COUNTIES	CHILD SERVICES	OTHER	TOTAL
ADAMS											
PROBATION	\$66,838	\$0	\$170,306	\$0	\$237,144	\$0	\$0	\$0	\$0	\$0	\$0
COUNTY TOTAL:	\$66,838	\$0	\$170,306	\$0	\$237,144	\$0	\$0	\$0	\$0	\$0	\$0
ALLEN											
JUVENILE DET CENTER	\$9,177,251	\$0	\$581,393	\$0	\$9,758,644	\$0	\$9,483	\$69,420	\$0	\$0	\$78,903
COUNTY TOTAL:	\$9,177,251	\$0	\$581,393	\$0	\$9,758,644	\$0	\$9,483	\$69,420	\$0	\$0	\$78,903
BARTHOLOMEW											
PROBATION	\$1,368,713	\$0	\$639,793	\$58,250	\$2,066,756	\$0	\$0	\$220	\$154,885	\$224,806	\$379,911
COUNTY TOTAL:	\$1,368,713	\$0	\$639,793	\$58,250	\$2,066,756	\$0	\$0	\$220	\$154,885	\$224,806	\$379,911
BENTON											
PROBATION	\$35,967	\$0	\$136,436	\$0	\$172,403	\$0	\$0	\$0	\$0	\$0	\$0
COUNTY TOTAL:	\$35,967	\$0	\$136,436	\$0	\$172,403	\$0	\$0	\$0	\$0	\$0	\$0
BLACKFORD											
PROBATION	\$4,264	\$0	\$3,614	\$0	\$7,878	\$0	\$818	\$0	\$0	\$0	\$818
COUNTY TOTAL:	\$4,264	\$0	\$3,614	\$0	\$7,878	\$0	\$818	\$0	\$0	\$0	\$818
BOONE											
PROBATION	\$105,161	\$0	\$0	\$0	\$105,161	\$0	\$13,447	\$0	\$0	\$0	\$13,447
COUNTY TOTAL:	\$105,161	\$0	\$0	\$0	\$105,161	\$0	\$13,447	\$0	\$0	\$0	\$13,447
BROWN											
PROBATION	\$13,110	\$0	\$0	\$0	\$13,110	\$0	\$0	\$0	\$0	\$0	\$0
COUNTY TOTAL:	\$13,110	\$0	\$0	\$0	\$13,110	\$0	\$0	\$0	\$0	\$0	\$0
CARROLL											
PROBATION	\$12,610	\$1,950	\$60,962	\$0	\$75,522	\$0	\$0	\$0	\$0	\$0	\$0
COUNTY TOTAL:	\$12,610	\$1,950	\$60,962	\$0	\$75,522	\$0	\$0	\$0	\$0	\$0	\$0
CASS											
JUVENILE PROBATION	\$106,526	\$0	\$342,749	\$0	\$449,275	\$0	\$0	\$0	\$0	\$0	\$0
COUNTY TOTAL:	\$106,526	\$0	\$342,749	\$0	\$449,275	\$0	\$0	\$0	\$0	\$0	\$0
CLARK											
PROBATION	\$770,660	\$920	\$0	\$0	\$771,581	\$0	\$0	\$0	\$0	\$0	\$0
COUNTY TOTAL:	\$770,660	\$920	\$0	\$0	\$771,581	\$0	\$0	\$0	\$0	\$0	\$0
CLAY											
PROBATION	\$23,980	\$0	\$87,051	\$0	\$111,031	\$0	\$16,282	\$0	\$0	\$0	\$16,282
COUNTY TOTAL:	\$23,980	\$0	\$87,051	\$0	\$111,031	\$0	\$16,282	\$0	\$0	\$0	\$16,282
CLINTON											
PROBATION	\$13,156	\$0	\$0	\$0	\$13,156	\$0	\$21,553	\$0	\$0	\$0	\$21,553
COUNTY TOTAL:	\$13,156	\$0	\$0	\$0	\$13,156	\$0	\$21,553	\$0	\$0	\$0	\$21,553
CRAWFORD											
PROBATION	\$1,600	\$0	\$0	\$0	\$1,600	\$0	\$0	\$0	\$0	\$0	\$0
COUNTY TOTAL:	\$1,600	\$0	\$0	\$0	\$1,600	\$0	\$0	\$0	\$0	\$0	\$0
DAVISS											
PROBATION	\$92,835	\$0	\$77,302	\$1,961	\$172,098	\$0	\$0	\$0	\$0	\$0	\$0
COUNTY TOTAL:	\$92,835	\$0	\$77,302	\$1,961	\$172,098	\$0	\$0	\$0	\$0	\$0	\$0

SEMI-ANNUAL JUVENILE LAW SERVICES REPORT
FINANCIAL INFORMATION 2014

	EXPENDITURES					REIMBURSEMENTS					
	DETENTION	D.O.C.	COURTS	OTHER	TOTAL	INSURANCE	PARENTS	COUNTIES	CHILD SERVICES	OTHER	TOTAL
DEARBORN											
PROBATION	\$776,482	\$0	\$539,006	\$0	\$1,315,488	\$0	\$0	\$2,750	\$0	\$0	\$2,750
COUNTY TOTAL:	\$776,482	\$0	\$539,006	\$0	\$1,315,488	\$0	\$0	\$2,750	\$0	\$0	\$2,750
DECATUR											
JUVENILE PROBATION	\$70,840	\$0	\$69,903	\$0	\$140,743	\$0	\$0	\$0	\$0	\$0	\$0
COUNTY TOTAL:	\$70,840	\$0	\$69,903	\$0	\$140,743	\$0	\$0	\$0	\$0	\$0	\$0
DEKALB											
PROBATION	\$13,433	\$0	\$0	\$0	\$13,433	\$0	\$0	\$0	\$0	\$0	\$0
COUNTY TOTAL:	\$13,433	\$0	\$0	\$0	\$13,433	\$0	\$0	\$0	\$0	\$0	\$0
DELAWARE											
JUVENILE PROBATION	\$550,000	\$0	\$8,294	\$350,107	\$908,401	\$0	\$0	\$0	\$0	\$0	\$0
COUNTY TOTAL:	\$550,000	\$0	\$8,294	\$350,107	\$908,401	\$0	\$0	\$0	\$0	\$0	\$0
DUBOIS											
PROBATION	\$102,588	\$0	\$0	\$0	\$102,588	\$0	\$0	\$0	\$0	\$0	\$0
COUNTY TOTAL:	\$102,588	\$0	\$0	\$0	\$102,588	\$0	\$0	\$0	\$0	\$0	\$0
ELKHART											
JUVENILE PROBATION	\$609,853	\$0	\$62,305	\$636,777	\$1,308,935	\$0	\$0	\$2,170	\$0	\$0	\$2,170
COUNTY TOTAL:	\$609,853	\$0	\$62,305	\$636,777	\$1,308,935	\$0	\$0	\$2,170	\$0	\$0	\$2,170
FAYETTE											
PROBATION	\$49,060	\$0	\$1,600	\$0	\$50,660	\$0	\$0	\$0	\$0	\$0	\$0
COUNTY TOTAL:	\$49,060	\$0	\$1,600	\$0	\$50,660	\$0	\$0	\$0	\$0	\$0	\$0
FLOYD											
PROBATION	\$101,600	\$0	\$0	\$0	\$101,600	\$0	\$0	\$0	\$0	\$0	\$0
COUNTY TOTAL:	\$101,600	\$0	\$0	\$0	\$101,600	\$0	\$0	\$0	\$0	\$0	\$0
FOUNTAIN											
PROBATION	\$18,774	\$0	\$23,740	\$23,740	\$66,253	\$0	\$3,153	\$0	\$0	\$0	\$3,153
COUNTY TOTAL:	\$18,774	\$0	\$23,740	\$23,740	\$66,253	\$0	\$3,153	\$0	\$0	\$0	\$3,153
FRANKLIN											
PROBATION	\$23,266	\$0	\$0	\$0	\$23,266	\$0	\$11,163	\$0	\$0	\$0	\$11,163
COUNTY TOTAL:	\$23,266	\$0	\$0	\$0	\$23,266	\$0	\$11,163	\$0	\$0	\$0	\$11,163
FULTON											
PROBATION	\$9,540	\$0	\$26,100	\$26,200	\$61,840	\$0	\$0	\$0	\$0	\$0	\$0
COUNTY TOTAL:	\$9,540	\$0	\$26,100	\$26,200	\$61,840	\$0	\$0	\$0	\$0	\$0	\$0
GIBSON											
PROBATION	\$75,532	\$1,462	\$210	\$5,591	\$82,795	\$0	\$0	\$0	\$0	\$0	\$0
COUNTY TOTAL:	\$75,532	\$1,462	\$210	\$5,591	\$82,795	\$0	\$0	\$0	\$0	\$0	\$0
GRANT											
PROBATION	\$866,768	\$576	\$0	\$306,110	\$1,173,453	\$0	\$0	\$128,150	\$0	\$0	\$128,150
COUNTY TOTAL:	\$866,768	\$576	\$0	\$306,109	\$1,173,453	\$0	\$0	\$128,150	\$0	\$0	\$128,150
GREENE											
PROBATION	\$17,688	\$0	\$154,796	\$0	\$172,484	\$0	\$0	\$0	\$0	\$0	\$0
COUNTY TOTAL:	\$17,688	\$0	\$154,796	\$0	\$172,484	\$0	\$0	\$0	\$0	\$0	\$0

SEMI-ANNUAL JUVENILE LAW SERVICES REPORT
FINANCIAL INFORMATION 2014

	EXPENDITURES					REIMBURSEMENTS					
	DETENTION	D.O.C.	COURTS	OTHER	TOTAL	INSURANCE	PARENTS	COUNTIES	CHILD SERVICES	OTHER	TOTAL
HAMILTON											
PROBATION	\$2,042,383	\$0	\$1,372,602	\$0	\$3,414,985	\$0	\$0	\$250,300	\$0	\$35,700	\$286,000
COUNTY TOTAL:	\$2,042,383	\$0	\$1,372,602	\$0	\$3,414,985	\$0	\$0	\$250,300	\$0	\$35,700	\$286,000
HANCOCK											
PROBATION	\$300,000	\$0	\$268,556	\$0	\$568,556	\$0	\$0	\$0	\$0	\$0	\$0
COUNTY TOTAL:	\$300,000	\$0	\$268,556	\$0	\$568,556	\$0	\$0	\$0	\$0	\$0	\$0
HARRISON											
JUVENILE PROBATION	\$23,545	\$0	\$0	\$0	\$23,545	\$0	\$685	\$0	\$0	\$0	\$685
COUNTY TOTAL:	\$23,545	\$0	\$0	\$0	\$23,545	\$0	\$685	\$0	\$0	\$0	\$685
HENDRICKS											
PROBATION	\$294,560	\$0	\$211,829	\$0	\$506,389	\$0	\$270,763	\$0	\$0	\$34,601	\$305,364
COUNTY TOTAL:	\$294,560	\$0	\$211,829	\$0	\$506,389	\$0	\$270,763	\$0	\$0	\$34,601	\$305,364
HENRY											
PROBATION	\$66,600	\$0	\$843,880	\$0	\$910,480	\$0	\$0	\$0	\$0	\$0	\$0
COUNTY TOTAL:	\$66,600	\$0	\$843,880	\$0	\$910,480	\$0	\$0	\$0	\$0	\$0	\$0
HOWARD											
PROBATION	\$3,354,284	\$0	\$0	\$0	\$3,354,284	\$0	\$0	\$763,686	\$1,736,237	\$476,448	\$2,976,371
COUNTY TOTAL:	\$3,354,284	\$0	\$0	\$0	\$3,354,284	\$0	\$0	\$763,686	\$1,736,237	\$476,448	\$2,976,371
HUNTINGTON											
PROBATION	\$173,871	\$0	\$5,000	\$0	\$178,871	\$0	\$4,158	\$0	\$2,140	\$0	\$6,298
COUNTY TOTAL:	\$173,871	\$0	\$5,000	\$0	\$178,871	\$0	\$4,158	\$0	\$2,140	\$0	\$6,298
JACKSON											
PROBATION	\$631,728	\$0	\$113,084	\$0	\$744,811	\$0	\$0	\$263,300	\$0	\$0	\$263,300
COUNTY TOTAL:	\$631,728	\$0	\$113,084	\$0	\$744,811	\$0	\$0	\$263,300	\$0	\$0	\$263,300
JASPER											
PROBATION	\$70,596	\$0	\$699,778	\$0	\$770,374	\$0	\$0	\$0	\$0	\$0	\$0
COUNTY TOTAL:	\$70,596	\$0	\$699,778	\$0	\$770,374	\$0	\$0	\$0	\$0	\$0	\$0
JAY											
PROBATION	\$86,737	\$0	\$100,000	\$0	\$186,737	\$0	\$0	\$0	\$0	\$0	\$0
COUNTY TOTAL:	\$86,737	\$0	\$100,000	\$0	\$186,737	\$0	\$0	\$0	\$0	\$0	\$0
JEFFERSON											
PROBATION	\$19,236	\$0	\$0	\$0	\$19,236	\$0	\$0	\$0	\$0	\$0	\$0
COUNTY TOTAL:	\$19,236	\$0	\$0	\$0	\$19,236	\$0	\$0	\$0	\$0	\$0	\$0
JENNINGS											
PROBATION	\$9,500	\$0	\$0	\$0	\$9,500	\$0	\$0	\$0	\$0	\$0	\$0
COUNTY TOTAL:	\$9,500	\$0	\$0	\$0	\$9,500	\$0	\$0	\$0	\$0	\$0	\$0
JOHNSON											
PROBATION	\$1,578,083	\$0	\$456,834	\$0	\$2,034,917	\$0	\$10,782	\$251,420	\$0	\$12,831	\$275,032
COUNTY TOTAL:	\$1,578,083	\$0	\$456,834	\$0	\$2,034,917	\$0	\$10,782	\$251,420	\$0	\$12,831	\$275,032
KNOX											
PROBATION	\$94,923	\$0	\$14,464	\$0	\$109,387	\$0	\$0	\$0	\$0	\$0	\$0
COUNTY TOTAL:	\$94,923	\$0	\$14,464	\$0	\$109,387	\$0	\$0	\$0	\$0	\$0	\$0

SEMI-ANNUAL JUVENILE LAW SERVICES REPORT
FINANCIAL INFORMATION 2014

	EXPENDITURES					REIMBURSEMENTS					
	DETENTION	D.O.C.	COURTS	OTHER	TOTAL	INSURANCE	PARENTS	COUNTIES	CHILD SERVICES	OTHER	TOTAL
KOSCIUSKO											
PROBATION	\$45,995	\$0	\$0	\$0	\$45,995	\$0	\$0	\$0	\$0	\$0	\$0
COUNTY TOTAL:	\$45,995	\$0	\$0	\$0	\$45,995	\$0	\$0	\$0	\$0	\$0	\$0
LAGRANGE											
PROBATION	\$16,700	\$0	\$0	\$0	\$16,700	\$0	\$0	\$0	\$0	\$0	\$0
COUNTY TOTAL:	\$16,700	\$0	\$0	\$0	\$16,700	\$0	\$0	\$0	\$0	\$0	\$0
LAKE											
JUVENILE PROBATION	\$2,860,015	\$0	\$1,510,026	\$0	\$4,370,041	\$0	\$0	\$0	\$1,635,013	\$0	\$1,635,013
COUNTY TOTAL:	\$2,860,015	\$0	\$1,510,026	\$0	\$4,370,041	\$0	\$0	\$0	\$1,635,013	\$0	\$1,635,013
LAPORTE											
JUVENILE PROBATION	\$2,111,962	\$0	\$597,946	\$0	\$2,709,908	\$0	\$0	\$0	\$0	\$0	\$0
COUNTY TOTAL:	\$2,111,962	\$0	\$597,946	\$0	\$2,709,908	\$0	\$0	\$0	\$0	\$0	\$0
LAWRENCE											
PROBATION	\$36,870	\$0	\$0	\$0	\$36,870	\$0	\$4,040	\$0	\$0	\$0	\$4,040
COUNTY TOTAL:	\$36,870	\$0	\$0	\$0	\$36,870	\$0	\$4,040	\$0	\$0	\$0	\$4,040
MADISON											
JUVENILE DET CENTER	\$2,395,648	\$0	\$0	\$954,386	\$3,350,034	\$0	\$0	\$0	\$206,600	\$19,959	\$226,559
COUNTY TOTAL:	\$2,395,648	\$0	\$0	\$954,386	\$3,350,034	\$0	\$0	\$0	\$206,600	\$19,959	\$226,559
MARION											
PROBATION	\$6,361,830	\$0	\$4,566,258	\$4,554,831	\$15,482,920	\$0	\$0	\$0	\$0	\$0	\$0
COUNTY TOTAL:	\$6,361,830	\$0	\$4,566,258	\$4,554,831	\$15,482,919	\$0	\$0	\$0	\$0	\$0	\$0
MARSHALL											
PROBATION	\$138,888	\$0	\$318,310	\$0	\$457,198	\$0	\$10,749	\$0	\$0	\$0	\$10,749
COUNTY TOTAL:	\$138,888	\$0	\$318,310	\$0	\$457,198	\$0	\$10,749	\$0	\$0	\$0	\$10,749
MARTIN											
PROBATION	\$30,157	\$0	\$104,902	\$0	\$135,059	\$0	\$0	\$0	\$0	\$0	\$0
COUNTY TOTAL:	\$30,157	\$0	\$104,902	\$0	\$135,059	\$0	\$0	\$0	\$0	\$0	\$0
MIAMI											
PROBATION	\$66,040	\$0	\$0	\$0	\$66,040	\$0	\$0	\$0	\$0	\$0	\$0
COUNTY TOTAL:	\$66,040	\$0	\$0	\$0	\$66,040	\$0	\$0	\$0	\$0	\$0	\$0
MONROE											
PROBATION	\$162,509	\$0	\$467,116	\$0	\$629,625	\$0	\$11,935	\$0	\$0	\$0	\$11,935
COUNTY TOTAL:	\$162,509	\$0	\$467,116	\$0	\$629,625	\$0	\$11,935	\$0	\$0	\$0	\$11,935
MONTGOMERY											
PROBATION	\$32,972	\$0	\$45,481	\$47,000	\$125,454	\$0	\$10,837	\$0	\$0	\$0	\$10,837
COUNTY TOTAL:	\$32,972	\$0	\$45,481	\$47,000	\$125,453	\$0	\$10,837	\$0	\$0	\$0	\$10,837
MORGAN											
PROBATION	\$91,110	\$0	\$184,147	\$0	\$275,257	\$0	\$0	\$0	\$0	\$0	\$0
COUNTY TOTAL:	\$91,110	\$0	\$184,147	\$0	\$275,257	\$0	\$0	\$0	\$0	\$0	\$0
NEWTON											
PROBATION	\$30,396	\$0	\$107,490	\$0	\$137,886	\$0	\$0	\$0	\$0	\$0	\$0
COUNTY TOTAL:	\$30,396	\$0	\$107,490	\$0	\$137,886	\$0	\$0	\$0	\$0	\$0	\$0

SEMI-ANNUAL JUVENILE LAW SERVICES REPORT
FINANCIAL INFORMATION 2014

	EXPENDITURES					REIMBURSEMENTS					
	DETENTION	D.O.C.	COURTS	OTHER	TOTAL	INSURANCE	PARENTS	COUNTIES	CHILD SERVICES	OTHER	TOTAL
NOBLE											
PROBATION	\$63,300	\$0	\$0	\$0	\$63,300	\$0	\$0	\$0	\$0	\$0	\$0
COUNTY TOTAL:	\$63,300	\$0	\$0	\$0	\$63,300	\$0	\$0	\$0	\$0	\$0	\$0
OHIO											
PROBATION	\$3,700	\$0	\$36,657	\$0	\$40,357	\$0	\$0	\$0	\$0	\$0	\$0
COUNTY TOTAL:	\$3,700	\$0	\$36,657	\$0	\$40,357	\$0	\$0	\$0	\$0	\$0	\$0
ORANGE											
PROBATION	\$27,300	\$0	\$0	\$0	\$27,300	\$0	\$0	\$0	\$0	\$0	\$0
COUNTY TOTAL:	\$27,300	\$0	\$0	\$0	\$27,300	\$0	\$0	\$0	\$0	\$0	\$0
OWEN											
PROBATION	\$108,176	\$0	\$0	\$47,048	\$155,224	\$0	\$5,151	\$0	\$0	\$0	\$5,151
COUNTY TOTAL:	\$108,176	\$0	\$0	\$47,048	\$155,224	\$0	\$5,151	\$0	\$0	\$0	\$5,151
PARKE											
PROBATION	\$25,312	\$0	\$0	\$0	\$25,312	\$0	\$0	\$0	\$0	\$0	\$0
COUNTY TOTAL:	\$25,312	\$0	\$0	\$0	\$25,312	\$0	\$0	\$0	\$0	\$0	\$0
PERRY											
PROBATION	\$55,638	\$0	\$65,337	\$0	\$120,975	\$0	\$0	\$0	\$0	\$0	\$0
COUNTY TOTAL:	\$55,638	\$0	\$65,337	\$0	\$120,975	\$0	\$0	\$0	\$0	\$0	\$0
PIKE											
PROBATION	\$23,541	\$0	\$0	\$0	\$23,541	\$0	\$0	\$0	\$0	\$0	\$0
COUNTY TOTAL:	\$23,541	\$0	\$0	\$0	\$23,541	\$0	\$0	\$0	\$0	\$0	\$0
PORTER											
JUVENILE PROBATION	\$1,365,625	\$0	\$994,248	\$104,773	\$2,464,646	\$0	\$74,049	\$11,000	\$0	\$0	\$85,049
COUNTY TOTAL:	\$1,365,625	\$0	\$994,248	\$104,773	\$2,464,646	\$0	\$74,049	\$11,000	\$0	\$0	\$85,049
POSEY											
PROBATION	\$17,106	\$0	\$77,558	\$0	\$94,664	\$0	\$0	\$0	\$0	\$0	\$0
COUNTY TOTAL:	\$17,106	\$0	\$77,558	\$0	\$94,664	\$0	\$0	\$0	\$0	\$0	\$0
PULASKI											
PROBATION	\$4,781	\$0	\$25,713	\$0	\$30,495	\$0	\$0	\$0	\$0	\$0	\$0
COUNTY TOTAL:	\$4,781	\$0	\$25,713	\$0	\$30,495	\$0	\$0	\$0	\$0	\$0	\$0
PUTNAM											
JUVENILE PROBATION	\$59,715	\$0	\$0	\$0	\$59,715	\$0	\$35,000	\$0	\$0	\$0	\$35,000
COUNTY TOTAL:	\$59,715	\$0	\$0	\$0	\$59,715	\$0	\$35,000	\$0	\$0	\$0	\$35,000
RANDOLPH											
PROBATION	\$88,947	\$0	\$154,054	\$0	\$243,001	\$0	\$4,774	\$0	\$0	\$0	\$4,774
COUNTY TOTAL:	\$88,947	\$0	\$154,053	\$0	\$243,000	\$0	\$4,774	\$0	\$0	\$0	\$4,774
RIPLEY											
PROBATION	\$43,963	\$0	\$139,565	\$0	\$183,528	\$0	\$22,914	\$0	\$0	\$0	\$22,914
COUNTY TOTAL:	\$43,963	\$0	\$139,565	\$0	\$183,528	\$0	\$22,914	\$0	\$0	\$0	\$22,914
RUSH											
PROBATION	\$1,187	\$0	\$0	\$0	\$1,187	\$0	\$0	\$0	\$0	\$0	\$0
COUNTY TOTAL:	\$1,187	\$0	\$0	\$0	\$1,187	\$0	\$0	\$0	\$0	\$0	\$0

SEMI-ANNUAL JUVENILE LAW SERVICES REPORT
FINANCIAL INFORMATION 2014

	EXPENDITURES					REIMBURSEMENTS					
	DETENTION	D.O.C.	COURTS	OTHER	TOTAL	INSURANCE	PARENTS	COUNTIES	CHILD SERVICES	OTHER	TOTAL
ST. JOSEPH											
JUVENILE PROBATION	\$3,848,549	\$0	\$1,970,257	\$11,249,030	\$17,067,830	\$0	\$2,020	\$1,833	\$0	\$0	\$3,853
COUNTY TOTAL:	\$3,848,549	\$0	\$1,970,257	\$11,249,027	\$17,067,832	\$0	\$2,020	\$1,833	\$0	\$0	\$3,853
SCOTT											
PROBATION	\$45,600	\$180	\$105	\$0	\$45,885	\$0	\$0	\$0	\$0	\$0	\$0
COUNTY TOTAL:	\$45,600	\$180	\$105	\$0	\$45,885	\$0	\$0	\$0	\$0	\$0	\$0
SHELBY											
PROBATION	\$62,760	\$0	\$160,285	\$0	\$223,045	\$0	\$0	\$0	\$0	\$0	\$0
COUNTY TOTAL:	\$62,760	\$0	\$160,285	\$0	\$223,045	\$0	\$0	\$0	\$0	\$0	\$0
SPENCER											
PROBATION	\$46,077	\$0	\$0	\$0	\$46,077	\$0	\$0	\$0	\$0	\$0	\$0
COUNTY TOTAL:	\$46,077	\$0	\$0	\$0	\$46,077	\$0	\$0	\$0	\$0	\$0	\$0
STARKE											
PROBATION	\$5,855	\$0	\$23,849	\$44,500	\$74,204	\$0	\$820	\$0	\$0	\$0	\$820
COUNTY TOTAL:	\$5,855	\$0	\$23,849	\$44,500	\$74,204	\$0	\$820	\$0	\$0	\$0	\$820
STEUBEN											
PROBATION	\$89,925	\$0	\$79,618	\$0	\$169,543	\$0	\$15,417	\$10,393	\$11,277	\$0	\$37,087
COUNTY TOTAL:	\$89,925	\$0	\$79,618	\$0	\$169,543	\$0	\$15,417	\$10,393	\$11,277	\$0	\$37,087
SULLIVAN											
PROBATION	\$9,315	\$0	\$94,880	\$0	\$104,195	\$0	\$7,930	\$0	\$0	\$0	\$7,930
COUNTY TOTAL:	\$9,315	\$0	\$94,880	\$0	\$104,195	\$0	\$7,930	\$0	\$0	\$0	\$7,930
SWITZERLAND											
PROBATION	\$2,800	\$0	\$0	\$0	\$2,800	\$0	\$0	\$0	\$0	\$0	\$0
COUNTY TOTAL:	\$2,800	\$0	\$0	\$0	\$2,800	\$0	\$0	\$0	\$0	\$0	\$0
TIPPECANOE											
PROBATION	\$423,190	\$0	\$0	\$0	\$423,190	\$0	\$68,755	\$0	\$0	\$0	\$68,755
COUNTY TOTAL:	\$423,190	\$0	\$0	\$0	\$423,190	\$0	\$68,755	\$0	\$0	\$0	\$68,755
TIPTON											
PROBATION	\$30,720	\$0	\$0	\$0	\$30,720	\$0	\$0	\$0	\$0	\$0	\$0
COUNTY TOTAL:	\$30,720	\$0	\$0	\$0	\$30,720	\$0	\$0	\$0	\$0	\$0	\$0
UNION											
PROBATION	\$22,596	\$0	\$91,234	\$0	\$113,830	\$0	\$0	\$0	\$0	\$0	\$0
COUNTY TOTAL:	\$22,596	\$0	\$91,234	\$0	\$113,830	\$0	\$0	\$0	\$0	\$0	\$0
VANDERBURGH											
PROBATION	\$2,106,590	\$0	\$1,632,799	\$0	\$3,739,389	\$0	\$0	\$0	\$0	\$0	\$0
COUNTY TOTAL:	\$2,106,590	\$0	\$1,632,799	\$0	\$3,739,389	\$0	\$0	\$0	\$0	\$0	\$0
VERMILLION											
PROBATION	\$13,907	\$0	\$0	\$0	\$13,907	\$0	\$0	\$0	\$0	\$0	\$0
COUNTY TOTAL:	\$13,907	\$0	\$0	\$0	\$13,907	\$0	\$0	\$0	\$0	\$0	\$0
VIGO											
JUVENILE PROBATION	\$706,000	\$0	\$206,000	\$206,721	\$1,118,721	\$0	\$0	\$0	\$0	\$0	\$0
COUNTY TOTAL:	\$706,000	\$0	\$206,000	\$206,721	\$1,118,721	\$0	\$0	\$0	\$0	\$0	\$0

SEMI-ANNUAL JUVENILE LAW SERVICES REPORT
FINANCIAL INFORMATION 2014

	EXPENDITURES					REIMBURSEMENTS					
	DETENTION	D.O.C.	COURTS	OTHER	TOTAL	INSURANCE	PARENTS	COUNTIES	CHILD SERVICES	OTHER	TOTAL
WABASH											
PROBATION	\$423,255	\$0	\$0	\$0	\$423,255	\$0	\$0	\$0	\$0	\$0	\$0
COUNTY TOTAL:	\$423,255	\$0	\$0	\$0	\$423,255	\$0	\$0	\$0	\$0	\$0	\$0
WARREN											
PROBATION	\$1,490	\$0	\$0	\$0	\$1,490	\$0	\$0	\$0	\$0	\$0	\$0
COUNTY TOTAL:	\$1,490	\$0	\$0	\$0	\$1,490	\$0	\$0	\$0	\$0	\$0	\$0
WARRICK											
PROBATION	\$29,728	\$0	\$0	\$0	\$29,728	\$0	\$0	\$0	\$0	\$0	\$0
COUNTY TOTAL:	\$29,728	\$0	\$0	\$0	\$29,728	\$0	\$0	\$0	\$0	\$0	\$0
WASHINGTON											
PROBATION	\$54,452	\$0	\$0	\$0	\$54,452	\$0	\$0	\$0	\$0	\$0	\$0
COUNTY TOTAL:	\$54,452	\$0	\$0	\$0	\$54,452	\$0	\$0	\$0	\$0	\$0	\$0
WAYNE											
PROBATION	\$183,750	\$0	\$306,909	\$0	\$490,659	\$0	\$215	\$0	\$0	\$0	\$215
COUNTY TOTAL:	\$183,750	\$0	\$306,909	\$0	\$490,659	\$0	\$215	\$0	\$0	\$0	\$215
WELLS											
PROBATION	\$84,258	\$0	\$5,748	\$0	\$90,006	\$0	\$1,365	\$0	\$0	\$0	\$1,365
COUNTY TOTAL:	\$84,258	\$0	\$5,748	\$0	\$90,006	\$0	\$1,365	\$0	\$0	\$0	\$1,365
WHITE											
PROBATION	\$15,802	\$0	\$11,265	\$0	\$27,067	\$0	\$0	\$0	\$0	\$0	\$0
COUNTY TOTAL:	\$15,802	\$0	\$11,265	\$0	\$27,067	\$0	\$0	\$0	\$0	\$0	\$0
WHITLEY											
PROBATION	\$45,615	\$0	\$0	\$0	\$45,615	\$0	\$8,273	\$0	\$0	\$0	\$8,273
COUNTY TOTAL:	\$45,615	\$0	\$0	\$0	\$45,615	\$0	\$8,273	\$0	\$0	\$0	\$8,273
STATE TOTALS											
GRAND TOTAL CIRCUIT, SUPERIOR & PROBATE:	\$48,345,758	\$5,088	\$21,049,344	\$18,617,024	\$88,017,208	\$0	\$646,529	\$1,754,642	\$3,746,152	\$804,344	\$6,951,668
GRAND TOTAL:	\$48,345,758	\$5,088	\$21,049,344	\$18,617,021	\$88,017,210	\$0	\$646,529	\$1,754,642	\$3,746,152	\$804,344	\$6,951,668

OTHER PROBATION STATISTICS

Probation Personnel Salaries 2014	416
Restitution 2014.....	478

PROBATION PERSONNEL SALARIES 2014

	SALARY	# EMPLOYEES	TOTAL
Adams			
PROBATION			
Chief Probation Officer	\$64,223.00	1	\$64,223.00
	\$30,839.00	1	\$30,839.00
	\$56,723.00	2	\$113,446.00
	\$51,568.00	1	\$51,568.00
		PERSONNEL TOTAL:	\$260,076.00
Clerical Personnel	\$25,410.00	1	\$25,410.00
	\$22,899.00	1	\$22,899.00
		PERSONNEL TOTAL:	\$48,309.00
		OFFICE SUB-TOTAL:	\$308,385.00
		TOTAL FRINGE BENEFITS:	\$0.00
		OFFICE TOTAL:	\$308,385.00
		COUNTY SUB-TOTAL:	\$308,385.00
		TOTAL FRINGE BENEFITS:	\$0.00
		COUNTY TOTAL:	\$308,385.00

Allen

ADULT PROBATION			
Chief Probation Officer	\$84,295.00	1	\$84,295.00
	\$66,738.00	1	\$66,738.00
	\$42,192.00	1	\$42,192.00
	\$38,766.00	1	\$38,766.00
	\$33,562.00	1	\$33,562.00
	\$51,568.00	1	\$51,568.00
	\$44,750.00	1	\$44,750.00
	\$50,847.00	1	\$50,847.00
	\$45,839.00	1	\$45,839.00
	\$35,294.00	1	\$35,294.00
	\$46,715.00	1	\$46,715.00
	\$46,420.00	1	\$46,420.00
	\$68,065.00	1	\$68,065.00
	\$40,939.00	1	\$40,939.00
	\$42,618.00	5	\$213,090.00
	\$41,106.00	1	\$41,106.00
		PERSONNEL TOTAL:	\$950,186.00
Clerical Personnel	\$32,811.00	1	\$32,811.00
	\$39,302.00	1	\$39,302.00
	\$32,815.00	1	\$32,815.00
	\$28,347.00	1	\$28,347.00
	\$29,655.00	1	\$29,655.00
	\$38,919.00	1	\$38,919.00
		PERSONNEL TOTAL:	\$201,849.00
Other Personnel	\$50,294.00	1	\$50,294.00

PROBATION PERSONNEL SALARIES 2014

	SALARY	# EMPLOYEES	TOTAL
Allen			
	\$46,868.00	1	\$46,868.00
	\$34,026.00	1	\$34,026.00
	\$9,067.00	8	\$72,536.00
			PERSONNEL TOTAL: \$203,724.00
			OFFICE SUB-TOTAL: \$1,355,759.00
			TOTAL FRINGE BENEFITS: \$203,273.00
			OFFICE TOTAL: \$1,559,032.00
JUVENILE PROBATION			
Probation Officer	\$23,715.00	1	\$23,715.00
	\$29,495.00	1	\$29,495.00
	\$32,917.00	1	\$32,917.00
	\$33,820.00	1	\$33,820.00
	\$34,280.00	1	\$34,280.00
	\$35,730.00	1	\$35,730.00
	\$53,749.00	1	\$53,749.00
	\$54,146.00	1	\$54,146.00
	\$56,723.00	7	\$397,061.00
	\$66,723.00	2	\$133,446.00
	\$64,559.00	1	\$64,559.00
	\$47,435.00	1	\$47,435.00
	\$49,222.00	1	\$49,222.00
	\$49,386.00	1	\$49,386.00
	\$51,567.00	1	\$51,567.00
	\$51,879.00	1	\$51,879.00
	\$53,113.00	1	\$53,113.00
	\$42,619.00	6	\$255,714.00
	\$42,701.00	1	\$42,701.00
	\$44,750.00	1	\$44,750.00
	\$45,896.00	1	\$45,896.00
	\$46,687.00	1	\$46,687.00
	\$46,879.00	1	\$46,879.00
	\$36,061.00	1	\$36,061.00
	\$36,307.00	1	\$36,307.00
	\$40,596.00	1	\$40,596.00
	\$42,378.00	1	\$42,378.00
	\$42,455.00	2	\$84,910.00
	\$42,552.00	1	\$42,552.00
			PERSONNEL TOTAL: \$1,960,951.00
Clerical Personnel	\$33,154.75	1	\$33,154.75
	\$39,301.50	1	\$39,301.50
	\$39,301.59	1	\$39,301.59
	\$31,252.03	1	\$31,252.03

PROBATION PERSONNEL SALARIES 2014

	SALARY	# EMPLOYEES	TOTAL
Allen			
	\$38,138.00	1	\$38,138.00
	\$34,606.00	1	\$34,606.00
	\$31,387.30	1	\$31,387.30
	\$32,006.99	1	\$32,006.99
	\$31,294.64	1	\$31,294.64
			PERSONNEL TOTAL: \$310,442.80
			OFFICE SUB-TOTAL: \$2,271,393.80
			TOTAL FRINGE BENEFITS: \$406,579.49
			OFFICE TOTAL: \$2,677,973.29
			COUNTY SUB-TOTAL: \$3,627,152.80
			TOTAL FRINGE BENEFITS: \$609,852.49
			COUNTY TOTAL: \$4,237,005.29
Bartholomew			
PROBATION			
Chief Probation Officer	\$73,517.00	1	\$73,517.00
	\$49,223.00	2	\$98,446.00
	\$64,687.00	1	\$64,687.00
	\$59,146.00	1	\$59,146.00
	\$46,879.00	1	\$46,879.00
	\$52,083.00	1	\$52,083.00
	\$56,723.00	1	\$56,723.00
	\$51,568.00	1	\$51,568.00
	\$12,515.00	1	\$12,515.00
	\$19,517.00	1	\$19,517.00
	\$40,927.00	1	\$40,927.00
	\$61,723.00	1	\$61,723.00
	\$33,597.00	1	\$33,597.00
	\$42,638.00	1	\$42,638.00
	\$43,044.00	2	\$86,088.00
	\$42,371.00	1	\$42,371.00
	\$42,618.00	1	\$42,618.00
	\$31,111.00	1	\$31,111.00
	\$31,635.00	1	\$31,635.00
	\$46,037.00	1	\$46,037.00
	\$41,688.00	1	\$41,688.00
	\$66,723.00	1	\$66,723.00
	\$57,023.00	1	\$57,023.00
	\$42,618.00	1	\$42,618.00
	\$59,687.00	1	\$59,687.00
	\$51,587.00	1	\$51,587.00
	\$44,738.00	1	\$44,738.00
	\$47,961.00	1	\$47,961.00

PROBATION PERSONNEL SALARIES 2014

	SALARY	# EMPLOYEES	TOTAL
Bartholomew			
	\$63,376.00	1	\$63,376.00
			PERSONNEL TOTAL:
			\$1,469,227.00
Clerical Personnel	\$36,662.00	1	\$36,662.00
	\$35,889.00	1	\$35,889.00
	\$33,898.00	1	\$33,898.00
	\$33,562.00	1	\$33,562.00
	\$33,562.00	1	\$33,562.00
	\$32,534.00	1	\$32,534.00
			PERSONNEL TOTAL:
			\$206,107.00
Other Personnel	\$32,899.00	1	\$32,899.00
	\$31,868.00	3	\$95,604.00
	\$28,891.00	1	\$28,891.00
	\$5,342.00	1	\$5,342.00
	\$15,705.00	1	\$15,705.00
	\$702.00	1	\$702.00
	\$12,484.00	1	\$12,484.00
	\$2,483.00	1	\$2,483.00
	\$3,967.00	1	\$3,967.00
	\$8,408.00	1	\$8,408.00
	\$11,341.00	1	\$11,341.00
	\$675.00	1	\$675.00
	\$22,556.00	1	\$22,556.00
	\$20,799.00	1	\$20,799.00
	\$27,196.00	1	\$27,196.00
	\$27,198.00	1	\$27,198.00
	\$14,854.00	1	\$14,854.00
	\$15,036.00	1	\$15,036.00
	\$25,604.00	1	\$25,604.00
	\$22,067.00	1	\$22,067.00
	\$29,008.00	1	\$29,008.00
	\$27,423.00	1	\$27,423.00
	\$32,012.00	1	\$32,012.00
	\$24,544.00	1	\$24,544.00
	\$33,940.00	1	\$33,940.00
	\$34,216.00	1	\$34,216.00
	\$33,304.00	1	\$33,304.00
	\$27,366.00	1	\$27,366.00
	\$23,182.00	1	\$23,182.00
	\$33,204.00	1	\$33,204.00
	\$42,974.00	1	\$42,974.00
	\$39,983.00	1	\$39,983.00
	\$33,367.00	1	\$33,367.00

PROBATION PERSONNEL SALARIES 2014

	SALARY	# EMPLOYEES	TOTAL
Bartholomew			
	\$27,118.00	1	\$27,118.00
	\$28,327.00	1	\$28,327.00
	\$26,110.00	1	\$26,110.00
	\$2,814.00	1	\$2,814.00
	\$28,916.00	1	\$28,916.00
	\$29,001.00	1	\$29,001.00
	\$27,305.00	1	\$27,305.00
	\$24,104.00	1	\$24,104.00
	\$32,488.00	1	\$32,488.00
	\$16,779.00	1	\$16,779.00
	\$17,591.00	1	\$17,591.00
	\$2,100.00	1	\$2,100.00
	\$2,314.00	1	\$2,314.00
	\$3,097.00	1	\$3,097.00
	\$5,495.00	1	\$5,495.00
	\$29,037.00	1	\$29,037.00
	\$31,734.00	1	\$31,734.00
	\$35,868.00	5	\$179,340.00
	\$36,349.00	1	\$36,349.00
	\$29,395.00	1	\$29,395.00
	\$25,529.00	1	\$25,529.00
		PERSONNEL TOTAL:	\$1,413,277.00
		OFFICE SUB-TOTAL:	\$3,088,611.00
		TOTAL FRINGE BENEFITS:	\$887,395.00
		OFFICE TOTAL:	\$3,976,006.00
		COUNTY SUB-TOTAL:	\$3,088,611.00
		TOTAL FRINGE BENEFITS:	\$887,395.00
		COUNTY TOTAL:	\$3,976,006.00
Benton			
PROBATION			
Chief Probation Officer	\$61,723.00	1	\$61,723.00
	\$42,618.00	1	\$42,618.00
	\$24,512.85	1	\$24,512.85
		PERSONNEL TOTAL:	\$128,853.85
Clerical Personnel	\$27,863.00	1	\$27,863.00
	\$1,499.92	1	\$1,499.92
		PERSONNEL TOTAL:	\$29,362.92
Other Personnel	\$6,455.00	1	\$6,455.00
	\$4,000.00	2	\$8,000.00
		PERSONNEL TOTAL:	\$14,455.00
		OFFICE SUB-TOTAL:	\$172,671.77
		TOTAL FRINGE BENEFITS:	\$0.00

PROBATION PERSONNEL SALARIES 2014

	SALARY	# EMPLOYEES	TOTAL
			OFFICE TOTAL: \$172,671.77
			COUNTY SUB-TOTAL: \$172,671.77
			TOTAL FRINGE BENEFITS: \$0.00
			COUNTY TOTAL: \$172,671.77
Blackford			
PROBATION			
Chief Probation Officer	\$59,146.40	1	\$59,146.40
	\$46,879.00	1	\$46,879.00
			PERSONNEL TOTAL: \$106,025.40
Clerical Personnel	\$21,670.00	1	\$21,670.00
			PERSONNEL TOTAL: \$21,670.00
			OFFICE SUB-TOTAL: \$127,695.40
			TOTAL FRINGE BENEFITS: \$0.00
			OFFICE TOTAL: \$127,695.40
			COUNTY SUB-TOTAL: \$127,695.40
			TOTAL FRINGE BENEFITS: \$0.00
			COUNTY TOTAL: \$127,695.40
Boone			
PROBATION			
Chief Probation Officer	\$61,496.42	1	\$61,496.42
	\$52,471.40	8	\$419,771.20
			PERSONNEL TOTAL: \$481,267.62
Clerical Personnel	\$38,345.63	3	\$115,036.88
	\$9,572.78	3	\$28,718.34
			PERSONNEL TOTAL: \$143,755.22
			OFFICE SUB-TOTAL: \$625,022.84
			TOTAL FRINGE BENEFITS: \$0.00
			OFFICE TOTAL: \$625,022.85
			COUNTY SUB-TOTAL: \$625,022.84
			TOTAL FRINGE BENEFITS: \$0.00
			COUNTY TOTAL: \$625,022.85
Brown			
PROBATION			
Chief Probation Officer	\$61,723.00	1	\$61,723.00
	\$88,059.00	2	\$176,118.00
			PERSONNEL TOTAL: \$237,841.00
Clerical Personnel	\$29,787.00	1	\$29,787.00
			PERSONNEL TOTAL: \$29,787.00
			OFFICE SUB-TOTAL: \$267,628.00
			TOTAL FRINGE BENEFITS: \$2,389.00
			OFFICE TOTAL: \$270,017.00
			COUNTY SUB-TOTAL: \$267,628.00
			TOTAL FRINGE BENEFITS: \$2,389.00
			COUNTY TOTAL: \$270,017.00

PROBATION PERSONNEL SALARIES 2014

	SALARY	# EMPLOYEES	TOTAL
Carroll			
PROBATION			
Chief Probation Officer	\$51,879.00	1	\$51,879.00
	\$46,879.00	1	\$46,879.00
	\$42,618.00	1	\$42,618.00
		PERSONNEL TOTAL:	\$141,376.00
Clerical Personnel	\$27,405.00	1	\$27,405.00
		PERSONNEL TOTAL:	\$27,405.00
		OFFICE SUB-TOTAL:	\$168,781.00
		TOTAL FRINGE BENEFITS:	\$0.00
		OFFICE TOTAL:	\$168,781.00
		COUNTY SUB-TOTAL:	\$168,781.00
		TOTAL FRINGE BENEFITS:	\$0.00
		COUNTY TOTAL:	\$168,781.00
Cass			
ADULT PROBATION			
Chief Probation Officer	\$64,223.00	1	\$64,223.00
	\$59,560.00	1	\$59,560.00
	\$56,568.00	1	\$56,568.00
	\$46,879.00	1	\$46,879.00
	\$42,618.00	1	\$42,618.00
		PERSONNEL TOTAL:	\$269,848.00
Clerical Personnel	\$27,082.00	1	\$27,082.00
	\$1,382.27	1	\$1,382.27
		PERSONNEL TOTAL:	\$28,464.27
		OFFICE SUB-TOTAL:	\$298,312.27
		TOTAL FRINGE BENEFITS:	\$110,553.18
		OFFICE TOTAL:	\$408,865.45
JUVENILE PROBATION			
Chief Probation Officer	\$64,559.00	1	\$64,559.00
	\$54,146.00	2	\$108,292.00
		PERSONNEL TOTAL:	\$172,851.00
Clerical Personnel	\$25,262.89	1	\$25,262.89
		PERSONNEL TOTAL:	\$25,262.89
Other Personnel	\$30,600.00	1	\$30,600.00
		PERSONNEL TOTAL:	\$30,600.00
		OFFICE SUB-TOTAL:	\$228,713.89
		TOTAL FRINGE BENEFITS:	\$0.00
		OFFICE TOTAL:	\$228,713.89
		COUNTY SUB-TOTAL:	\$527,026.16
		TOTAL FRINGE BENEFITS:	\$110,553.18
		COUNTY TOTAL:	\$637,579.34
Clark			

PROBATION PERSONNEL SALARIES 2014

	SALARY	# EMPLOYEES	TOTAL
Clark			
PROBATION			
Chief Probation Officer	\$72,499.95	1	\$72,499.95
	\$43,945.17	1	\$43,945.17
	\$47,475.18	1	\$47,475.18
	\$44,654.97	1	\$44,654.97
	\$36,709.73	1	\$36,709.73
	\$57,922.89	1	\$57,922.89
	\$45,364.29	1	\$45,364.29
	\$48,377.38	1	\$48,377.38
	\$36,709.73	1	\$36,709.73
	\$61,644.18	1	\$61,644.18
	\$60,518.03	1	\$60,518.03
	\$41,021.47	1	\$41,021.47
	\$49,581.68	1	\$49,581.68
	\$54,926.82	1	\$54,926.82
	\$36,709.73	1	\$36,709.73
	\$10,556.71	1	\$10,556.71
	\$46,073.13	1	\$46,073.13
	\$66,598.14	1	\$66,598.14
	\$19,003.54	1	\$19,003.54
	\$389.34	1	\$389.34
	\$43,945.17	1	\$43,945.17
	\$63,116.81	1	\$63,116.81
	\$36,709.73	1	\$36,709.73
	\$45,998.20	1	\$45,998.20
	\$42,069.34	1	\$42,069.34
	\$43,236.02	1	\$43,236.02
	\$20,757.10	1	\$20,757.10
		PERSONNEL TOTAL:	\$1,176,514.43
Clerical Personnel	\$36,000.00	1	\$36,000.00
	\$39,000.00	1	\$39,000.00
	\$22,707.64	1	\$22,707.64
	\$36,000.00	1	\$36,000.00
	\$33,981.34	1	\$33,981.34
	\$30,000.10	1	\$30,000.10
	\$29,975.28	1	\$29,975.28
	\$33,000.00	1	\$33,000.00
	\$33,000.00	1	\$33,000.00
	\$33,000.00	1	\$33,000.00
	\$10,384.65	1	\$10,384.65
		PERSONNEL TOTAL:	\$337,049.01
Other Personnel	\$34,129.00	1	\$34,129.00

PROBATION PERSONNEL SALARIES 2014

	SALARY	# EMPLOYEES	TOTAL
Clark			
	\$44,335.00	1	\$44,335.00
	\$52,400.42	1	\$52,400.42
	PERSONNEL TOTAL:		\$130,864.42
	OFFICE SUB-TOTAL:		\$1,644,427.86
	TOTAL FRINGE BENEFITS:		\$328,527.91
	OFFICE TOTAL:		\$1,972,955.77
JEFFERSONVILLE CITY PROBATION			
Chief Probation Officer	\$61,733.00	1	\$61,733.00
	\$49,224.00	1	\$49,224.00
	PERSONNEL TOTAL:		\$110,957.00
	OFFICE SUB-TOTAL:		\$110,957.00
	TOTAL FRINGE BENEFITS:		\$0.00
	OFFICE TOTAL:		\$110,957.00
CLARKSVILLE TOWN PROBATION			
Chief Probation Officer	\$54,266.00	1	\$54,266.00
	PERSONNEL TOTAL:		\$54,266.00
	OFFICE SUB-TOTAL:		\$54,266.00
	TOTAL FRINGE BENEFITS:		\$0.00
	OFFICE TOTAL:		\$54,266.00
	COUNTY SUB-TOTAL:		\$1,809,650.86
	TOTAL FRINGE BENEFITS:		\$328,527.91
	COUNTY TOTAL:		\$2,138,178.77
Clay			
PROBATION			
Chief Probation Officer	\$51,879.00	1	\$51,879.00
	\$46,879.00	1	\$46,879.00
	\$56,723.00	1	\$56,723.00
	PERSONNEL TOTAL:		\$155,481.00
	OFFICE SUB-TOTAL:		\$155,481.00
	TOTAL FRINGE BENEFITS:		\$0.00
	OFFICE TOTAL:		\$155,481.00
	COUNTY SUB-TOTAL:		\$155,481.00
	TOTAL FRINGE BENEFITS:		\$0.00
	COUNTY TOTAL:		\$155,481.00
Clinton			
PROBATION			
Chief Probation Officer	\$56,425.00	1	\$56,425.00
	\$46,879.00	1	\$46,879.00
	\$42,618.00	1	\$42,618.00
	\$46,879.00	1	\$46,879.00
	\$35,350.00	1	\$35,350.00
	\$32,381.00	1	\$32,381.00
	PERSONNEL TOTAL:		\$260,532.00

PROBATION PERSONNEL SALARIES 2014

	SALARY	# EMPLOYEES	TOTAL
Clerical Personnel	\$28,700.00	1	\$28,700.00
	\$22,684.00	1	\$22,684.00
	PERSONNEL TOTAL:		\$51,384.00
	OFFICE SUB-TOTAL:		\$311,916.00
	TOTAL FRINGE BENEFITS:		\$0.00
	OFFICE TOTAL:		\$311,916.00
	COUNTY SUB-TOTAL:		\$311,916.00
	TOTAL FRINGE BENEFITS:		\$0.00
	COUNTY TOTAL:		\$311,916.00

Crawford

PROBATION			
Chief Probation Officer	\$50,469.00	1	\$50,469.00
	\$41,336.89	1	\$41,336.89
	PERSONNEL TOTAL:		\$91,805.89
Clerical Personnel	\$22,495.00	1	\$22,495.00
	PERSONNEL TOTAL:		\$22,495.00
	OFFICE SUB-TOTAL:		\$114,300.89
	TOTAL FRINGE BENEFITS:		\$0.00
	OFFICE TOTAL:		\$114,300.89
	COUNTY SUB-TOTAL:		\$114,300.89
	TOTAL FRINGE BENEFITS:		\$0.00
	COUNTY TOTAL:		\$114,300.89

Daviess

PROBATION			
Chief Probation Officer	\$65,699.00	1	\$65,699.00
	\$57,665.00	1	\$57,665.00
	\$43,326.00	1	\$43,326.00
	\$43,326.00	1	\$43,326.00
	\$43,326.00	1	\$43,326.00
	PERSONNEL TOTAL:		\$253,342.00
Clerical Personnel	\$33,001.00	1	\$33,001.00
	PERSONNEL TOTAL:		\$33,001.00
Other Personnel	\$560.00	1	\$560.00
	PERSONNEL TOTAL:		\$560.00
	OFFICE SUB-TOTAL:		\$286,903.00
	TOTAL FRINGE BENEFITS:		\$0.00
	OFFICE TOTAL:		\$286,903.00
	COUNTY SUB-TOTAL:		\$286,903.00
	TOTAL FRINGE BENEFITS:		\$0.00
	COUNTY TOTAL:		\$286,903.00

Dearborn

PROBATION			
Chief Probation Officer	\$66,623.00	1	\$66,623.00

PROBATION PERSONNEL SALARIES 2014

	SALARY	# EMPLOYEES	TOTAL
Dearborn			
	\$63,000.00	1	\$63,000.00
	\$59,723.00	1	\$59,723.00
	\$54,768.00	1	\$54,768.00
	\$48,938.00	1	\$48,938.00
	\$22,205.00	1	\$22,205.00
	\$23,363.00	1	\$23,363.00
	\$28,605.00	1	\$28,605.00
	\$1,246.00	1	\$1,246.00
	\$44,618.00	1	\$44,618.00
	\$37,605.00	1	\$37,605.00
	\$44,113.00	1	\$44,113.00
	\$30,812.00	1	\$30,812.00
	\$42,618.00	1	\$42,618.00
	\$36,821.00	1	\$36,821.00
	PERSONNEL TOTAL:		\$605,058.00
Clerical Personnel	\$6,505.00	1	\$6,505.00
	\$15,787.00	1	\$15,787.00
	\$1,453.00	1	\$1,453.00
	\$3,875.00	1	\$3,875.00
	\$2,620.00	1	\$2,620.00
	\$32,836.00	1	\$32,836.00
	\$24,714.00	1	\$24,714.00
	\$32,436.00	1	\$32,436.00
	\$902.00	1	\$902.00
	PERSONNEL TOTAL:		\$121,128.00
Other Personnel	\$52,378.00	1	\$52,378.00
	\$47,277.00	1	\$47,277.00
	\$19,371.00	0	\$19,371.00
	PERSONNEL TOTAL:		\$119,026.00
	OFFICE SUB-TOTAL:		\$845,212.00
	TOTAL FRINGE BENEFITS:		\$168,892.00
	OFFICE TOTAL:		\$1,014,104.00
	COUNTY SUB-TOTAL:		\$845,212.00
	TOTAL FRINGE BENEFITS:		\$168,892.00
	COUNTY TOTAL:		\$1,014,104.00
Decatur			
ADULT PROBATION			
Chief Probation Officer	\$59,396.40	1	\$59,396.40
	\$49,222.95	1	\$49,222.95
	PERSONNEL TOTAL:		\$108,619.35
Clerical Personnel	\$33,365.25	1	\$33,365.25
	PERSONNEL TOTAL:		\$33,365.25

PROBATION PERSONNEL SALARIES 2014

	SALARY	# EMPLOYEES	TOTAL
			OFFICE SUB-TOTAL: \$141,984.60
			TOTAL FRINGE BENEFITS: \$0.00
			OFFICE TOTAL: \$141,984.60
			COUNTY SUB-TOTAL: \$141,984.60
			TOTAL FRINGE BENEFITS: \$0.00
			COUNTY TOTAL: \$141,984.60
DeKalb			
PROBATION			
Chief Probation Officer	\$56,003.00	1	\$56,003.00
	\$57,290.00	1	\$57,290.00
	\$56,723.00	2	\$113,446.00
	\$51,568.00	2	\$103,136.00
	\$46,879.00	2	\$93,758.00
			PERSONNEL TOTAL: \$423,633.00
Clerical Personnel	\$24,745.00	1	\$24,745.00
	\$30,135.00	1	\$30,135.00
	\$24,937.00	1	\$24,937.00
			PERSONNEL TOTAL: \$79,817.00
			OFFICE SUB-TOTAL: \$503,450.00
			TOTAL FRINGE BENEFITS: \$0.00
			OFFICE TOTAL: \$503,450.00
			COUNTY SUB-TOTAL: \$503,450.00
			TOTAL FRINGE BENEFITS: \$0.00
			COUNTY TOTAL: \$503,450.00

Delaware			
ADULT PROBATION			
Chief Probation Officer	\$66,723.00	1	\$66,723.00
	\$41,273.00	1	\$41,273.00
	\$34,546.00	1	\$34,546.00
	\$42,618.00	3	\$127,854.00
	\$44,749.00	1	\$44,749.00
	\$59,829.00	1	\$59,829.00
	\$51,568.00	1	\$51,568.00
	\$46,879.00	1	\$46,879.00
	\$53,263.00	1	\$53,263.00
			PERSONNEL TOTAL: \$526,684.00
Clerical Personnel	\$30,567.00	1	\$30,567.00
	\$31,537.00	1	\$31,537.00
	\$21,330.00	1	\$21,330.00
	\$25,376.00	1	\$25,376.00
			PERSONNEL TOTAL: \$108,810.00
			OFFICE SUB-TOTAL: \$635,494.00
			TOTAL FRINGE BENEFITS: \$259,455.66
			OFFICE TOTAL: \$894,949.66

PROBATION PERSONNEL SALARIES 2014

	SALARY	# EMPLOYEES	TOTAL
JUVENILE PROBATION			
Chief Probation Officer	\$64,223.00	1	\$64,223.00
	\$54,146.00	1	\$54,146.00
	\$46,879.00	2	\$93,758.00
	\$30,839.00	1	\$30,839.00
	\$42,618.00	1	\$42,618.00
		PERSONNEL TOTAL:	\$285,584.00
Clerical Personnel	\$30,513.00	1	\$30,513.00
	\$30,033.00	1	\$30,033.00
		PERSONNEL TOTAL:	\$60,546.00
		OFFICE SUB-TOTAL:	\$346,130.00
		TOTAL FRINGE BENEFITS:	\$0.00
		OFFICE TOTAL:	\$346,130.00

MUNCIE CITY PROBATION			
Chief Probation Officer	\$62,233.60	1	\$62,233.60
		PERSONNEL TOTAL:	\$62,233.60
		OFFICE SUB-TOTAL:	\$62,233.60
		TOTAL FRINGE BENEFITS:	\$0.00
		OFFICE TOTAL:	\$62,233.60
		COUNTY SUB-TOTAL:	\$1,043,857.60
		TOTAL FRINGE BENEFITS:	\$259,455.66
		COUNTY TOTAL:	\$1,303,313.26

Dubois

PROBATION			
Chief Probation Officer	\$54,325.58	1	\$54,325.58
	\$42,572.87	1	\$42,572.87
	\$42,568.63	1	\$42,568.63
	\$51,825.42	1	\$51,825.42
	\$40,196.24	1	\$40,196.24
	\$42,518.44	1	\$42,518.44
		PERSONNEL TOTAL:	\$274,007.18
Clerical Personnel	\$32,372.98	1	\$32,372.98
	\$29,873.08	1	\$29,873.08
		PERSONNEL TOTAL:	\$62,246.06
		OFFICE SUB-TOTAL:	\$336,253.24
		TOTAL FRINGE BENEFITS:	\$186,626.25
		OFFICE TOTAL:	\$522,879.49
		COUNTY SUB-TOTAL:	\$336,253.24
		TOTAL FRINGE BENEFITS:	\$186,626.25
		COUNTY TOTAL:	\$522,879.49

Elkhart

PROBATION			
Chief Probation Officer	\$71,723.08	1	\$71,723.08

PROBATION PERSONNEL SALARIES 2014

	SALARY	# EMPLOYEES	TOTAL
Elkhart			
	\$51,821.23	1	\$51,821.23
	\$49,891.20	1	\$49,891.20
	\$56,742.40	1	\$56,742.40
	\$60,176.00	1	\$60,176.00
	\$54,883.60	1	\$54,883.60
	\$57,761.60	1	\$57,761.60
	\$33,196.80	1	\$33,196.80
	\$50,023.38	1	\$50,023.38
	\$32,473.60	1	\$32,473.60
	\$46,883.20	4	\$187,532.80
	\$66,723.00	1	\$66,723.00
	\$42,619.20	1	\$42,619.20
	\$50,860.80	1	\$50,860.80
	\$51,584.00	1	\$51,584.00
	\$75,338.88	1	\$75,338.88
	\$40,468.00	1	\$40,468.00
	\$51,584.00	1	\$51,584.00
	\$42,203.20	1	\$42,203.20
	\$57,761.60	1	\$57,761.60
		PERSONNEL TOTAL:	\$1,185,368.37
Clerical Personnel	\$36,882.56	1	\$36,882.56
	\$32,952.48	1	\$32,952.48
	\$22,800.96	1	\$22,800.96
	\$24,333.80	1	\$24,333.80
	\$8,124.17	1	\$8,124.17
	\$22,632.48	1	\$22,632.48
	\$10,235.10	1	\$10,235.10
	\$16,284.98	1	\$16,284.98
		PERSONNEL TOTAL:	\$174,246.53
Other Personnel	\$3,322.47	1	\$3,322.47
	\$2,735.65	1	\$2,735.65
	\$26,620.66	1	\$26,620.66
	\$24,972.48	1	\$24,972.48
	\$18,276.60	1	\$18,276.60
	\$4,195.32	1	\$4,195.32
	\$3,674.37	1	\$3,674.37
		PERSONNEL TOTAL:	\$83,797.55
		OFFICE SUB-TOTAL:	\$1,443,412.45
		TOTAL FRINGE BENEFITS:	\$228,348.25
		OFFICE TOTAL:	\$1,671,760.70
JUVENILE PROBATION			
Chief Probation Officer	\$45,695.42	1	\$45,695.42

PROBATION PERSONNEL SALARIES 2014

	SALARY	# EMPLOYEES	TOTAL
Elkhart			
	\$36,088.00	1	\$36,088.00
	\$56,742.40	1	\$56,742.40
	\$38,837.21	1	\$38,837.21
	\$33,196.80	1	\$33,196.80
	\$61,568.00	1	\$61,568.00
	\$46,883.20	1	\$46,883.20
	\$34,125.60	1	\$34,125.60
	\$43,638.40	1	\$43,638.40
	\$30,846.40	1	\$30,846.40
	\$24,211.79	1	\$24,211.79
	\$14,094.40	1	\$14,094.40
	\$32,073.60	1	\$32,073.60
		PERSONNEL TOTAL:	\$498,001.22
Clerical Personnel	\$25,477.92	1	\$25,477.92
	\$24,279.84	1	\$24,279.84
	\$26,039.52	1	\$26,039.52
		PERSONNEL TOTAL:	\$75,797.28
Other Personnel	\$16,437.75	1	\$16,437.75
	\$34,343.16	1	\$34,343.16
	\$5,127.50	1	\$5,127.50
	\$22,748.03	1	\$22,748.03
	\$30,565.79	1	\$30,565.79
	\$4,170.00	1	\$4,170.00
	\$5,148.49	1	\$5,148.49
	\$6,444.75	1	\$6,444.75
	\$3,437.50	1	\$3,437.50
	\$48,826.96	1	\$48,826.96
	\$41,246.40	1	\$41,246.40
	\$32,144.03	1	\$32,144.03
	\$51,500.28	1	\$51,500.28
	\$32,050.62	1	\$32,050.62
	\$43,464.82	1	\$43,464.82
	\$38,483.70	1	\$38,483.70
	\$31,742.20	1	\$31,742.20
	\$25,785.83	1	\$25,785.83
	\$50,511.07	1	\$50,511.07
	\$26,777.23	1	\$26,777.23
	\$29,530.95	1	\$29,530.95
		PERSONNEL TOTAL:	\$580,487.06
		OFFICE SUB-TOTAL:	\$1,154,285.56
		TOTAL FRINGE BENEFITS:	\$25,952.43
		OFFICE TOTAL:	\$1,180,237.99

PROBATION PERSONNEL SALARIES 2014

	SALARY	# EMPLOYEES	TOTAL
Elkhart			
ELKHART CITY PROBATION			
Chief Probation Officer	\$64,959.00	1	\$64,959.00
	\$54,623.00	1	\$54,623.00
	\$54,277.00	1	\$54,277.00
	\$36,500.00	1	\$36,500.00
		PERSONNEL TOTAL:	\$210,359.00
Clerical Personnel	\$37,010.00	1	\$37,010.00
	\$42,307.00	1	\$42,307.00
		PERSONNEL TOTAL:	\$79,317.00
Other Personnel	\$9,500.00	1	\$9,500.00
		PERSONNEL TOTAL:	\$9,500.00
		OFFICE SUB-TOTAL:	\$299,176.00
		TOTAL FRINGE BENEFITS:	\$0.00
		OFFICE TOTAL:	\$299,176.00
GOSHEN CITY PROBATION			
Chief Probation Officer	\$48,563.00	1	\$48,563.00
		PERSONNEL TOTAL:	\$48,563.00
		OFFICE SUB-TOTAL:	\$48,563.00
		TOTAL FRINGE BENEFITS:	\$18,561.14
		OFFICE TOTAL:	\$67,124.14
		COUNTY SUB-TOTAL:	\$2,945,437.01
		TOTAL FRINGE BENEFITS:	\$272,861.82
		COUNTY TOTAL:	\$3,218,298.83
Fayette			
PROBATION			
Chief Probation Officer	\$65,357.00	1	\$65,357.00
	\$57,857.00	1	\$57,857.00
	\$55,834.00	1	\$55,834.00
	\$47,817.00	1	\$47,817.00
	\$43,470.00	1	\$43,470.00
	\$33,860.00	1	\$33,860.00
		PERSONNEL TOTAL:	\$304,195.00
Clerical Personnel	\$25,097.00	1	\$25,097.00
	\$17,747.00	1	\$17,747.00
	\$23,297.00	1	\$23,297.00
		PERSONNEL TOTAL:	\$66,141.00
		OFFICE SUB-TOTAL:	\$370,336.00
		TOTAL FRINGE BENEFITS:	\$199,440.93
		OFFICE TOTAL:	\$569,776.92
		COUNTY SUB-TOTAL:	\$370,336.00
		TOTAL FRINGE BENEFITS:	\$199,440.93
		COUNTY TOTAL:	\$569,776.92

PROBATION PERSONNEL SALARIES 2014

	SALARY	# EMPLOYEES	TOTAL
Floyd			
PROBATION			
Chief Probation Officer	\$61,568.00	1	\$61,568.00
	\$61,333.00	1	\$61,333.00
	\$41,965.00	1	\$41,965.00
	\$42,618.00	1	\$42,618.00
	\$46,879.00	1	\$46,879.00
	\$58,833.00	1	\$58,833.00
	\$44,256.90	1	\$44,256.90
	\$14,506.92	1	\$14,506.92
	\$36,497.42	1	\$36,497.42
	\$51,990.00	1	\$51,990.00
	\$51,568.00	1	\$51,568.00
	\$42,618.00	1	\$42,618.00
	\$46,879.00	1	\$46,879.00
		PERSONNEL TOTAL:	\$601,512.24
Clerical Personnel	\$28,036.28	1	\$28,036.28
	\$3,417.88	1	\$3,417.88
	\$29,556.00	5	\$147,780.00
	\$21,069.96	1	\$21,069.96
	\$33,737.42	1	\$33,737.42
	\$4,125.50	1	\$4,125.50
		PERSONNEL TOTAL:	\$238,167.04
Other Personnel	\$164,110.02	0	\$164,110.02
		PERSONNEL TOTAL:	\$164,110.02
		OFFICE SUB-TOTAL:	\$1,003,789.30
		TOTAL FRINGE BENEFITS:	\$0.00
		OFFICE TOTAL:	\$1,003,789.30
		COUNTY SUB-TOTAL:	\$1,003,789.30
		TOTAL FRINGE BENEFITS:	\$0.00
		COUNTY TOTAL:	\$1,003,789.30
Fountain			
PROBATION			
Chief Probation Officer	\$60,735.00	1	\$60,735.00
	\$46,335.00	1	\$46,335.00
		PERSONNEL TOTAL:	\$107,070.00
Clerical Personnel	\$26,630.00	1	\$26,630.00
		PERSONNEL TOTAL:	\$26,630.00
		OFFICE SUB-TOTAL:	\$133,700.00
		TOTAL FRINGE BENEFITS:	\$0.00
		OFFICE TOTAL:	\$133,700.00
		COUNTY SUB-TOTAL:	\$133,700.00
		TOTAL FRINGE BENEFITS:	\$0.00

PROBATION PERSONNEL SALARIES 2014

	SALARY	# EMPLOYEES		TOTAL
			COUNTY TOTAL:	\$133,700.00
Franklin				
PROBATION				
Chief Probation Officer	\$56,687.30	1		\$56,687.30
	\$35,000.00	1		\$35,000.00
			PERSONNEL TOTAL:	\$91,687.30
Clerical Personnel	\$20,263.00	1		\$20,263.00
			PERSONNEL TOTAL:	\$20,263.00
Other Personnel	\$19,743.16	1		\$19,743.16
			PERSONNEL TOTAL:	\$19,743.16
			OFFICE SUB-TOTAL:	\$131,693.46
			TOTAL FRINGE BENEFITS:	\$20,133.67
			OFFICE TOTAL:	\$151,827.13
			COUNTY SUB-TOTAL:	\$131,693.46
			TOTAL FRINGE BENEFITS:	\$20,133.67
			COUNTY TOTAL:	\$151,827.13
Fulton				
PROBATION				
Chief Probation Officer	\$79,059.00	1		\$79,059.00
	\$51,568.00	3		\$154,704.00
	\$41,273.00	1		\$41,273.00
			PERSONNEL TOTAL:	\$275,036.00
Clerical Personnel	\$25,652.00	1		\$25,652.00
	\$24,333.00	1		\$24,333.00
			PERSONNEL TOTAL:	\$49,985.00
			OFFICE SUB-TOTAL:	\$325,021.00
			TOTAL FRINGE BENEFITS:	\$58,630.00
			OFFICE TOTAL:	\$383,651.00
			COUNTY SUB-TOTAL:	\$325,021.00
			TOTAL FRINGE BENEFITS:	\$58,630.00
			COUNTY TOTAL:	\$383,651.00
Gibson				
PROBATION				
Chief Probation Officer	\$43,818.74	1		\$43,818.74
	\$42,572.05	0		\$42,572.05
	\$46,875.60	1		\$46,875.60
	\$36,928.00	1		\$36,928.00
	\$11,197.52	1		\$11,197.52
			PERSONNEL TOTAL:	\$181,391.91
Clerical Personnel	\$31,971.50	1		\$31,971.50
	\$31,359.05	1		\$31,359.05
	\$31,971.50	1		\$31,971.50
	\$33,729.29	1		\$33,729.29

PROBATION PERSONNEL SALARIES 2014

	SALARY	# EMPLOYEES	TOTAL
			PERSONNEL TOTAL: \$129,031.34
Other Personnel	\$33,453.14	1	\$33,453.14
			PERSONNEL TOTAL: \$33,453.14
			OFFICE SUB-TOTAL: \$343,876.39
			TOTAL FRINGE BENEFITS: \$210,431.04
			OFFICE TOTAL: \$554,307.43
			COUNTY SUB-TOTAL: \$343,876.39
			TOTAL FRINGE BENEFITS: \$210,431.04
			COUNTY TOTAL: \$554,307.43

Grant

PROBATION			
Chief Probation Officer	\$74,559.00	1	\$74,559.00
	\$35,057.00	1	\$35,057.00
	\$32,558.00	1	\$32,558.00
	\$50,359.00	1	\$50,359.00
	\$46,879.00	1	\$46,879.00
	\$43,618.00	2	\$87,236.00
	\$43,272.96	1	\$43,272.96
	\$42,618.00	1	\$42,618.00
	\$38,262.00	1	\$38,262.00
	\$61,568.00	1	\$61,568.00
	\$59,559.00	1	\$59,559.00
	\$56,723.00	3	\$170,169.00
	\$55,146.00	1	\$55,146.00
	\$51,723.00	1	\$51,723.00
	\$51,568.00	1	\$51,568.00
			PERSONNEL TOTAL: \$900,533.96
Clerical Personnel	\$24,440.00	1	\$24,440.00
	\$23,804.35	1	\$23,804.35
	\$24,190.00	1	\$24,190.00
			PERSONNEL TOTAL: \$72,434.35
Other Personnel	\$32,310.00	1	\$32,310.00
	\$12,932.94	1	\$12,932.94
	\$30,757.43	1	\$30,757.43
			PERSONNEL TOTAL: \$76,000.37
			OFFICE SUB-TOTAL: \$1,048,968.68
			TOTAL FRINGE BENEFITS: \$457,792.00
			OFFICE TOTAL: \$1,506,760.68
MARION CITY PROBATION			
Chief Probation Officer	\$42,926.76	1	\$42,926.76
			PERSONNEL TOTAL: \$42,926.76
Clerical Personnel	\$19,000.00	1	\$19,000.00
			PERSONNEL TOTAL: \$19,000.00
			OFFICE SUB-TOTAL: \$61,926.76

PROBATION PERSONNEL SALARIES 2014

	SALARY	# EMPLOYEES	TOTAL
			TOTAL FRINGE BENEFITS: \$0.00
			OFFICE TOTAL: \$61,926.76
GAS CITY PROBATION			
Chief Probation Officer	\$38,000.00	1	\$38,000.00
			PERSONNEL TOTAL: \$38,000.00
			OFFICE SUB-TOTAL: \$38,000.00
			TOTAL FRINGE BENEFITS: \$0.00
			OFFICE TOTAL: \$38,000.00
			COUNTY SUB-TOTAL: \$1,148,895.44
			TOTAL FRINGE BENEFITS: \$457,792.00
			COUNTY TOTAL: \$1,606,687.44
Greene			
PROBATION			
Chief Probation Officer	\$59,068.00	1	\$59,068.00
	\$51,568.00	2	\$103,136.00
	\$42,618.00	1	\$42,618.00
			PERSONNEL TOTAL: \$204,822.00
Clerical Personnel	\$27,238.00	2	\$54,476.00
			PERSONNEL TOTAL: \$54,476.00
			OFFICE SUB-TOTAL: \$259,298.00
			TOTAL FRINGE BENEFITS: \$6,030.00
			OFFICE TOTAL: \$265,328.00
			COUNTY SUB-TOTAL: \$259,298.00
			TOTAL FRINGE BENEFITS: \$6,030.00
			COUNTY TOTAL: \$265,328.00
Hamilton			
PROBATION			
Chief Probation Officer	\$89,664.00	1	\$89,664.00
	\$81,623.00	1	\$81,623.00
	\$50,002.00	1	\$50,002.00
	\$62,660.00	1	\$62,660.00
	\$60,699.00	1	\$60,699.00
	\$66,108.00	1	\$66,108.00
	\$63,526.00	1	\$63,526.00
	\$62,965.00	1	\$62,965.00
	\$57,892.00	1	\$57,892.00
	\$57,865.00	1	\$57,865.00
	\$57,858.00	1	\$57,858.00
	\$52,599.00	2	\$105,198.00
	\$50,831.00	1	\$50,831.00
	\$50,290.00	2	\$100,580.00
	\$40,456.00	1	\$40,456.00
	\$40,454.00	2	\$80,908.00

PROBATION PERSONNEL SALARIES 2014

	SALARY	# EMPLOYEES	TOTAL
Hamilton			
	\$60,590.00	1	\$60,590.00
	\$60,561.00	1	\$60,561.00
	\$58,225.00	1	\$58,225.00
	\$57,892.00	1	\$57,892.00
	\$43,473.00	2	\$86,946.00
	\$43,473.00	1	\$43,473.00
	\$43,470.00	7	\$304,290.00
	\$41,273.00	3	\$123,819.00
	\$40,797.00	1	\$40,797.00
	\$40,466.00	1	\$40,466.00
	\$45,680.00	1	\$45,680.00
	\$45,109.00	1	\$45,109.00
	\$43,491.00	1	\$43,491.00
	\$43,479.00	1	\$43,479.00
	\$43,477.00	1	\$43,477.00
	\$43,475.00	1	\$43,475.00
	\$39,347.00	1	\$39,347.00
	\$39,281.00	1	\$39,281.00
	\$39,278.00	1	\$39,278.00
	\$39,276.00	1	\$39,276.00
	\$48,644.00	1	\$48,644.00
	\$47,817.00	1	\$47,817.00
	\$28,343.00	1	\$28,343.00
	\$28,088.00	1	\$28,088.00
	\$67,891.00	1	\$67,891.00
	\$35,110.00	1	\$35,110.00
	\$38,779.00	1	\$38,779.00
	\$37,766.00	1	\$37,766.00
	\$79,737.00	1	\$79,737.00
	\$34,990.00	1	\$34,990.00
	\$34,740.00	1	\$34,740.00
	\$34,274.00	1	\$34,274.00
	\$32,674.00	1	\$32,674.00
	\$29,392.00	1	\$29,392.00
			PERSONNEL TOTAL:
			\$2,966,032.00
Clerical Personnel	\$30,081.00	1	\$30,081.00
	\$28,726.00	1	\$28,726.00
	\$40,743.00	1	\$40,743.00
	\$39,620.00	1	\$39,620.00
	\$33,122.00	3	\$99,366.00
			PERSONNEL TOTAL:
			\$238,536.00
Other Personnel	\$16,674.00	1	\$16,674.00

PROBATION PERSONNEL SALARIES 2014

	SALARY	# EMPLOYEES	TOTAL
Hamilton			
	\$3,790.00	1	\$3,790.00
		PERSONNEL TOTAL:	\$20,464.00
		OFFICE SUB-TOTAL:	\$3,225,032.00
		TOTAL FRINGE BENEFITS:	\$0.00
		OFFICE TOTAL:	\$3,225,032.00
		COUNTY SUB-TOTAL:	\$3,225,032.00
		TOTAL FRINGE BENEFITS:	\$0.00
		COUNTY TOTAL:	\$3,225,032.00
Hancock			
PROBATION			
Chief Probation Officer	\$75,114.00	1	\$75,114.00
	\$31,676.00	1	\$31,676.00
	\$42,811.00	1	\$42,811.00
	\$56,723.00	1	\$56,723.00
	\$53,567.00	1	\$53,567.00
	\$57,139.00	1	\$57,139.00
	\$51,567.00	2	\$103,134.00
	\$49,368.00	1	\$49,368.00
	\$44,737.00	1	\$44,737.00
	\$61,730.00	1	\$61,730.00
	\$56,528.00	2	\$113,056.00
	\$48,275.00	1	\$48,275.00
		PERSONNEL TOTAL:	\$737,330.00
Clerical Personnel	\$32,645.00	1	\$32,645.00
	\$30,504.00	2	\$61,008.00
	\$12,879.99	2	\$25,759.98
	\$25,500.00	1	\$25,500.00
		PERSONNEL TOTAL:	\$144,912.98
Other Personnel	\$52,540.00	1	\$52,540.00
		PERSONNEL TOTAL:	\$52,540.00
		OFFICE SUB-TOTAL:	\$934,782.98
		TOTAL FRINGE BENEFITS:	\$0.00
		OFFICE TOTAL:	\$934,782.98
		COUNTY SUB-TOTAL:	\$934,782.98
		TOTAL FRINGE BENEFITS:	\$0.00
		COUNTY TOTAL:	\$934,782.98
Harrison			
ADULT PROBATION			
Chief Probation Officer	\$59,068.00	1	\$59,068.00
	\$33,196.00	1	\$33,196.00
	\$56,568.00	1	\$56,568.00
	\$46,879.00	1	\$46,879.00

PROBATION PERSONNEL SALARIES 2014

	SALARY	# EMPLOYEES	TOTAL
			PERSONNEL TOTAL: \$195,711.00
Clerical Personnel	\$28,063.00	3	\$84,189.00
			PERSONNEL TOTAL: \$84,189.00
			OFFICE SUB-TOTAL: \$279,900.00
			TOTAL FRINGE BENEFITS: \$0.00
			OFFICE TOTAL: \$279,900.00
JUVENILE PROBATION			
Chief Probation Officer	\$64,559.00	1	\$64,559.00
	\$51,568.00	1	\$51,568.00
			PERSONNEL TOTAL: \$116,127.00
Clerical Personnel	\$16,500.00	1	\$16,500.00
			PERSONNEL TOTAL: \$16,500.00
Other Personnel	\$28,063.00	1	\$28,063.00
			PERSONNEL TOTAL: \$28,063.00
			OFFICE SUB-TOTAL: \$160,690.00
			TOTAL FRINGE BENEFITS: \$61,937.46
			OFFICE TOTAL: \$222,627.46
			COUNTY SUB-TOTAL: \$440,590.00
			TOTAL FRINGE BENEFITS: \$61,937.46
			COUNTY TOTAL: \$502,527.46

Hendricks

PROBATION			
Chief Probation Officer	\$80,141.00	1	\$80,141.00
	\$49,413.00	1	\$49,413.00
	\$51,560.60	1	\$51,560.60
	\$30,831.12	1	\$30,831.12
	\$58,858.80	1	\$58,858.80
	\$59,987.20	1	\$59,987.20
	\$43,152.20	1	\$43,152.20
	\$46,774.00	1	\$46,774.00
	\$42,606.20	1	\$42,606.20
	\$42,624.15	1	\$42,624.15
	\$51,560.60	1	\$51,560.60
	\$44,735.60	1	\$44,735.60
	\$46,865.00	1	\$46,865.00
	\$59,987.20	1	\$59,987.20
	\$56,711.20	1	\$56,711.20
	\$56,711.20	1	\$56,711.20
	\$59,441.20	1	\$59,441.20
	\$49,081.73	1	\$49,081.73
	\$42,606.20	1	\$42,606.20
			PERSONNEL TOTAL: \$973,648.20
Clerical Personnel	\$25,580.10	1	\$25,580.10

PROBATION PERSONNEL SALARIES 2014

	SALARY	# EMPLOYEES	TOTAL
Hendricks			
	\$26,162.50	1	\$26,162.50
	\$27,163.50	1	\$27,163.50
	\$12,416.90	1	\$12,416.90
		PERSONNEL TOTAL:	\$91,323.00
Other Personnel	\$11,475.00	1	\$11,475.00
		PERSONNEL TOTAL:	\$11,475.00
		OFFICE SUB-TOTAL:	\$1,076,446.20
		TOTAL FRINGE BENEFITS:	\$610,207.20
		OFFICE TOTAL:	\$1,686,653.39
PLAINFIELD TOWN PROBATION			
Chief Probation Officer	\$20,280.61	1	\$20,280.61
		PERSONNEL TOTAL:	\$20,280.61
		OFFICE SUB-TOTAL:	\$20,280.61
		TOTAL FRINGE BENEFITS:	\$0.00
		OFFICE TOTAL:	\$20,280.61
		COUNTY SUB-TOTAL:	\$1,096,726.81
		TOTAL FRINGE BENEFITS:	\$610,207.20
		COUNTY TOTAL:	\$1,706,934.00
Henry			
PROBATION			
Chief Probation Officer	\$66,723.00	1	\$66,723.00
	\$56,723.00	2	\$113,446.00
	\$51,568.00	1	\$51,568.00
	\$46,879.00	1	\$46,879.00
	\$42,618.00	1	\$42,618.00
	\$41,273.00	1	\$41,273.00
	\$33,196.00	1	\$33,196.00
	\$36,928.00	1	\$36,928.00
		PERSONNEL TOTAL:	\$432,631.00
Clerical Personnel	\$32,364.00	2	\$64,728.00
	\$7,000.00	1	\$7,000.00
	\$30,764.00	1	\$30,764.00
		PERSONNEL TOTAL:	\$102,492.00
		OFFICE SUB-TOTAL:	\$535,123.00
		TOTAL FRINGE BENEFITS:	\$162,788.38
		OFFICE TOTAL:	\$697,911.38
		COUNTY SUB-TOTAL:	\$535,123.00
		TOTAL FRINGE BENEFITS:	\$162,788.38
		COUNTY TOTAL:	\$697,911.38
Howard			
PROBATION			
Chief Probation Officer	\$57,503.00	1	\$57,503.00

PROBATION PERSONNEL SALARIES 2014

	SALARY	# EMPLOYEES	TOTAL
Howard			
	\$46,663.33	1	\$46,663.33
	\$56,459.66	1	\$56,459.66
	\$56,728.80	1	\$56,728.80
	\$56,459.66	1	\$56,459.66
	\$56,217.97	1	\$56,217.97
	\$36,048.98	1	\$36,048.98
	\$42,421.10	1	\$42,421.10
	\$44,353.62	1	\$44,353.62
	\$61,439.00	1	\$61,439.00
	\$33,785.64	1	\$33,785.64
	\$53,982.03	1	\$53,982.03
	\$43,156.98	1	\$43,156.98
	\$32,492.85	1	\$32,492.85
	\$48,538.26	1	\$48,538.26
	\$46,660.80	1	\$46,660.80
	\$46,660.80	1	\$46,660.80
	\$42,433.12	1	\$42,433.12
	\$46,660.80	1	\$46,660.80
	\$54,147.00	1	\$54,147.00
	\$32,191.47	1	\$32,191.47
	\$61,438.00	1	\$61,438.00
	\$46,672.33	1	\$46,672.33
	\$51,329.22	1	\$51,329.22
	\$11,251.20	1	\$11,251.20
			PERSONNEL TOTAL: \$1,165,695.62
Clerical Personnel	\$29,203.00	4	\$116,812.00
			PERSONNEL TOTAL: \$116,812.00
			OFFICE SUB-TOTAL: \$1,282,507.62
			TOTAL FRINGE BENEFITS: \$0.00
			OFFICE TOTAL: \$1,282,507.61
			COUNTY SUB-TOTAL: \$1,282,507.62
			TOTAL FRINGE BENEFITS: \$0.00
			COUNTY TOTAL: \$1,282,507.61
Huntington			
PROBATION			
Chief Probation Officer	\$64,224.00	1	\$64,224.00
	\$36,928.00	1	\$36,928.00
	\$42,618.00	5	\$213,090.00
			PERSONNEL TOTAL: \$314,242.00
Clerical Personnel	\$28,774.00	1	\$28,774.00
			PERSONNEL TOTAL: \$28,774.00
Other Personnel	\$28,774.00	1	\$28,774.00

PROBATION PERSONNEL SALARIES 2014

	SALARY	# EMPLOYEES	TOTAL
			PERSONNEL TOTAL:
			\$28,774.00
			OFFICE SUB-TOTAL:
			\$371,790.00
			TOTAL FRINGE BENEFITS:
			\$0.00
			OFFICE TOTAL:
			\$371,790.00
			COUNTY SUB-TOTAL:
			\$371,790.00
			TOTAL FRINGE BENEFITS:
			\$0.00
			COUNTY TOTAL:
			\$371,790.00

Jackson

PROBATION			
Chief Probation Officer	\$57,097.00	1	\$57,097.00
	\$49,107.00	1	\$49,107.00
	\$46,879.00	3	\$140,637.00
	\$42,618.00	1	\$42,618.00
			PERSONNEL TOTAL:
			\$289,459.00
Clerical Personnel	\$28,961.00	1	\$28,961.00
	\$26,643.00	1	\$26,643.00
			PERSONNEL TOTAL:
			\$55,604.00
Other Personnel	\$8,826.00	1	\$8,826.00
			PERSONNEL TOTAL:
			\$8,826.00
			OFFICE SUB-TOTAL:
			\$353,889.00
			TOTAL FRINGE BENEFITS:
			\$48,999.00
			OFFICE TOTAL:
			\$402,888.00
			COUNTY SUB-TOTAL:
			\$353,889.00
			TOTAL FRINGE BENEFITS:
			\$48,999.00
			COUNTY TOTAL:
			\$402,888.00

Jasper

PROBATION			
Chief Probation Officer	\$65,223.00	1	\$65,223.00
	\$42,648.00	1	\$42,648.00
	\$60,223.00	1	\$60,223.00
	\$52,568.00	2	\$105,136.00
	\$57,725.00	1	\$57,725.00
	\$43,618.00	1	\$43,618.00
			PERSONNEL TOTAL:
			\$374,573.00
Clerical Personnel	\$32,906.00	1	\$32,906.00
	\$35,498.00	1	\$35,498.00
			PERSONNEL TOTAL:
			\$68,404.00
			OFFICE SUB-TOTAL:
			\$442,977.00
			TOTAL FRINGE BENEFITS:
			\$152,789.00
			OFFICE TOTAL:
			\$595,766.00
			COUNTY SUB-TOTAL:
			\$442,977.00
			TOTAL FRINGE BENEFITS:
			\$152,789.00
			COUNTY TOTAL:
			\$595,766.00

Jay

PROBATION PERSONNEL SALARIES 2014

	SALARY	# EMPLOYEES	TOTAL
Jay			
PROBATION			
Chief Probation Officer	\$53,310.30	2	\$106,620.60
			PERSONNEL TOTAL: \$106,620.60
Clerical Personnel	\$26,089.44	1	\$26,089.44
			PERSONNEL TOTAL: \$26,089.44
			OFFICE SUB-TOTAL: \$132,710.04
			TOTAL FRINGE BENEFITS: \$19,413.32
			OFFICE TOTAL: \$152,123.36
			COUNTY SUB-TOTAL: \$132,710.04
			TOTAL FRINGE BENEFITS: \$19,413.32
			COUNTY TOTAL: \$152,123.36

Jefferson			
PROBATION			
Chief Probation Officer	\$67,059.00	1	\$67,059.00
	\$42,618.00	1	\$42,618.00
	\$46,879.00	1	\$46,879.00
	\$41,273.00	1	\$41,273.00
			PERSONNEL TOTAL: \$197,829.00
Clerical Personnel	\$34,790.00	1	\$34,790.00
			PERSONNEL TOTAL: \$34,790.00
			OFFICE SUB-TOTAL: \$232,619.00
			TOTAL FRINGE BENEFITS: \$0.00
			OFFICE TOTAL: \$232,619.00
			COUNTY SUB-TOTAL: \$232,619.00
			TOTAL FRINGE BENEFITS: \$0.00
			COUNTY TOTAL: \$232,619.00

Jennings			
PROBATION			
Chief Probation Officer	\$70,532.18	1	\$70,532.18
	\$60,079.24	1	\$60,079.24
	\$60,001.55	1	\$60,001.55
	\$54,589.06	1	\$54,589.06
	\$49,626.38	1	\$49,626.38
	\$45,331.81	1	\$45,331.81
			PERSONNEL TOTAL: \$340,160.22
Clerical Personnel	\$32,524.55	1	\$32,524.55
	\$32,524.55	1	\$32,524.55
	\$13,634.19	1	\$13,634.19
	\$14,356.76	1	\$14,356.76
	\$7,997.01	1	\$7,997.01
			PERSONNEL TOTAL: \$101,037.06
Other Personnel	\$4,942.80	1	\$4,942.80

PROBATION PERSONNEL SALARIES 2014

	SALARY	# EMPLOYEES	TOTAL
Jennings			
	\$11,121.84	1	\$11,121.84
			PERSONNEL TOTAL: \$16,064.64
			OFFICE SUB-TOTAL: \$457,261.92
			TOTAL FRINGE BENEFITS: \$4,817.37
			OFFICE TOTAL: \$462,079.29
			COUNTY SUB-TOTAL: \$457,261.92
			TOTAL FRINGE BENEFITS: \$4,817.37
			COUNTY TOTAL: \$462,079.29
Johnson			
PROBATION			
Chief Probation Officer	\$79,650.00	1	\$79,650.00
	\$67,446.00	1	\$67,446.00
	\$54,202.00	1	\$54,202.00
	\$54,710.00	1	\$54,710.00
	\$68,151.00	1	\$68,151.00
	\$57,446.00	1	\$57,446.00
	\$52,191.00	1	\$52,191.00
	\$49,706.00	2	\$99,412.00
	\$47,446.00	5	\$237,230.00
	\$45,186.00	7	\$316,302.00
	\$50,549.00	1	\$50,549.00
	\$48,320.00	1	\$48,320.00
			PERSONNEL TOTAL: \$1,185,609.00
Clerical Personnel	\$27,347.00	1	\$27,347.00
	\$29,471.00	1	\$29,471.00
	\$8,000.00	1	\$8,000.00
			PERSONNEL TOTAL: \$64,818.00
			OFFICE SUB-TOTAL: \$1,250,427.00
			TOTAL FRINGE BENEFITS: \$0.00
			OFFICE TOTAL: \$1,250,427.00
GREENWOOD CITY PROBATION			
Probation Officer	\$66,560.00	1	\$66,560.00
	\$48,160.00	1	\$48,160.00
	\$7,245.00	2	\$14,490.00
			PERSONNEL TOTAL: \$129,210.00
Clerical Personnel	\$36,414.00	1	\$36,414.00
			PERSONNEL TOTAL: \$36,414.00
Other Personnel	\$27,000.00	1	\$27,000.00
			PERSONNEL TOTAL: \$27,000.00
			OFFICE SUB-TOTAL: \$192,624.00
			TOTAL FRINGE BENEFITS: \$0.00
			OFFICE TOTAL: \$192,624.00
			COUNTY SUB-TOTAL: \$1,443,051.00

PROBATION PERSONNEL SALARIES 2014

SALARY	# EMPLOYEES	TOTAL
		TOTAL FRINGE BENEFITS: \$0.00
		COUNTY TOTAL: \$1,443,051.00

Knox

PROBATION

Chief Probation Officer	\$72,927.28	1	\$72,927.28
	\$58,018.01	1	\$58,018.01
	\$50,301.91	1	\$50,301.91
	\$60,357.40	1	\$60,357.40
	\$54,368.16	1	\$54,368.16
	\$48,655.49	1	\$48,655.49
	\$29,228.92	1	\$29,228.92
	\$37,583.19	1	\$37,583.19
	\$33,196.00	1	\$33,196.00
		PERSONNEL TOTAL:	\$444,636.36
Clerical Personnel	\$28,550.77	1	\$28,550.77
	\$13,814.24	1	\$13,814.24
		PERSONNEL TOTAL:	\$42,365.01
Other Personnel	\$32,047.29	1	\$32,047.29
		PERSONNEL TOTAL:	\$32,047.29
		OFFICE SUB-TOTAL:	\$519,048.66
		TOTAL FRINGE BENEFITS:	\$0.00
		OFFICE TOTAL:	\$519,048.66
		COUNTY SUB-TOTAL:	\$519,048.66
		TOTAL FRINGE BENEFITS:	\$0.00
		COUNTY TOTAL:	\$519,048.66

Kosciusko

PROBATION

Chief Probation Officer	\$66,723.00	1	\$66,723.00
	\$56,723.00	1	\$56,723.00
	\$49,223.00	1	\$49,223.00
	\$59,560.00	1	\$59,560.00
	\$51,568.00	1	\$51,568.00
	\$42,618.00	1	\$42,618.00
	\$51,568.00	1	\$51,568.00
	\$54,147.00	1	\$54,147.00
	\$56,723.00	1	\$56,723.00
	\$41,273.00	1	\$41,273.00
		PERSONNEL TOTAL:	\$530,126.00
Clerical Personnel	\$33,669.00	3	\$101,007.00
		PERSONNEL TOTAL:	\$101,007.00
Other Personnel	\$31,066.00	1	\$31,066.00
	\$44,749.00	1	\$44,749.00
		PERSONNEL TOTAL:	\$75,815.00

PROBATION PERSONNEL SALARIES 2014

	SALARY	# EMPLOYEES	TOTAL
			OFFICE SUB-TOTAL: \$706,948.00
			TOTAL FRINGE BENEFITS: \$0.00
			OFFICE TOTAL: \$706,948.00
			COUNTY SUB-TOTAL: \$706,948.00
			TOTAL FRINGE BENEFITS: \$0.00
			COUNTY TOTAL: \$706,948.00
LaGrange			
PROBATION			
Chief Probation Officer	\$57,986.81	1	\$57,986.81
	\$46,927.81	2	\$93,855.62
	\$43,534.28	1	\$43,534.28
	\$51,463.89	1	\$51,463.89
			PERSONNEL TOTAL: \$246,840.60
Clerical Personnel	\$25,584.45	1	\$25,584.45
	\$31,119.79	1	\$31,119.79
			PERSONNEL TOTAL: \$56,704.24
			OFFICE SUB-TOTAL: \$303,544.84
			TOTAL FRINGE BENEFITS: \$87,583.88
			OFFICE TOTAL: \$391,128.72
			COUNTY SUB-TOTAL: \$303,544.84
			TOTAL FRINGE BENEFITS: \$87,583.88
			COUNTY TOTAL: \$391,128.72

Lake

ADULT PROBATION			
Chief Probation Officer	\$71,723.00	1	\$71,723.00
	\$59,068.00	1	\$59,068.00
	\$69,416.00	1	\$69,416.00
	\$44,749.00	1	\$44,749.00
	\$19,255.00	1	\$19,255.00
	\$42,618.00	1	\$42,618.00
	\$33,196.00	1	\$33,196.00
	\$59,068.00	1	\$59,068.00
	\$56,723.00	1	\$56,723.00
	\$51,568.00	1	\$51,568.00
	\$24,000.00	3	\$72,000.00
	\$44,749.00	1	\$44,749.00
	\$46,879.00	1	\$46,879.00
	\$46,879.00	1	\$46,879.00
	\$56,723.00	1	\$56,723.00
	\$51,568.00	1	\$51,568.00
	\$46,890.00	9	\$422,010.00
	\$42,618.00	3	\$127,854.00
	\$18,571.00	1	\$18,571.00

PROBATION PERSONNEL SALARIES 2014

	SALARY	# EMPLOYEES	TOTAL
Lake			
	\$14,203.00	1	\$14,203.00
	\$42,618.00	1	\$42,618.00
	\$38,280.00	3	\$114,840.00
	\$56,573.00	1	\$56,573.00
	\$59,559.00	1	\$59,559.00
	\$58,423.00	2	\$116,846.00
	\$53,115.00	1	\$53,115.00
	\$51,568.00	2	\$103,136.00
		PERSONNEL TOTAL:	\$1,955,507.00
Clerical Personnel	\$10,000.00	1	\$10,000.00
	\$4,500.00	1	\$4,500.00
	\$3,399.00	1	\$3,399.00
	\$3,299.00	1	\$3,299.00
	\$5,399.00	1	\$5,399.00
	\$5,000.00	2	\$10,000.00
	\$7,000.00	1	\$7,000.00
	\$11,708.00	1	\$11,708.00
	\$26,000.00	1	\$26,000.00
	\$25,357.00	1	\$25,357.00
	\$14,203.00	1	\$14,203.00
	\$4,630.00	1	\$4,630.00
	\$23,782.00	1	\$23,782.00
	\$7,693.00	1	\$7,693.00
	\$31,332.00	1	\$31,332.00
	\$27,566.00	2	\$55,132.00
	\$15,000.00	1	\$15,000.00
	\$30,481.00	1	\$30,481.00
	\$41,273.00	1	\$41,273.00
	\$30,000.00	1	\$30,000.00
	\$32,832.00	1	\$32,832.00
	\$22,750.00	1	\$22,750.00
	\$20,000.00	1	\$20,000.00
		PERSONNEL TOTAL:	\$435,770.00
Other Personnel	\$28,500.00	1	\$28,500.00
		PERSONNEL TOTAL:	\$28,500.00
		OFFICE SUB-TOTAL:	\$2,419,777.00
		TOTAL FRINGE BENEFITS:	\$91,950.00
		OFFICE TOTAL:	\$2,511,727.00
JUVENILE PROBATION			
Chief Probation Officer	\$76,500.00	1	\$76,500.00
	\$71,250.00	1	\$71,250.00
	\$66,000.00	2	\$132,000.00

PROBATION PERSONNEL SALARIES 2014

	SALARY	# EMPLOYEES	TOTAL
Lake			
	\$54,177.00	1	\$54,177.00
	\$52,599.00	3	\$157,797.00
	\$62,857.00	1	\$62,857.00
	\$43,470.00	4	\$173,880.00
	\$60,750.00	3	\$182,250.00
	\$59,593.00	1	\$59,593.00
	\$57,857.00	8	\$462,856.00
	\$50,208.00	1	\$50,208.00
	\$37,667.00	1	\$37,667.00
	\$47,817.00	3	\$143,451.00
			PERSONNEL TOTAL: \$1,664,486.00
Clerical Personnel	\$29,083.00	1	\$29,083.00
	\$24,062.00	5	\$120,310.00
	\$29,355.00	1	\$29,355.00
	\$26,678.00	1	\$26,678.00
			PERSONNEL TOTAL: \$205,426.00
			OFFICE SUB-TOTAL: \$1,869,912.00
			TOTAL FRINGE BENEFITS: \$0.00
			OFFICE TOTAL: \$1,869,912.00
JUVENILE DET CENTER			
Probation Officer	\$57,599.00	1	\$57,599.00
	\$43,470.00	1	\$43,470.00
	\$52,599.00	2	\$105,198.00
	\$42,098.00	1	\$42,098.00
	\$47,817.00	1	\$47,817.00
	\$31,456.00	1	\$31,456.00
	\$45,644.00	1	\$45,644.00
			PERSONNEL TOTAL: \$373,282.00
Clerical Personnel	\$23,013.00	2	\$46,026.00
			PERSONNEL TOTAL: \$46,026.00
Other Personnel	\$32,817.00	1	\$32,817.00
			PERSONNEL TOTAL: \$32,817.00
			OFFICE SUB-TOTAL: \$452,125.00
			TOTAL FRINGE BENEFITS: \$0.00
			OFFICE TOTAL: \$452,125.00
CROWN PT. CITY PROBATION			
Chief Probation Officer	\$4,000.00	1	\$4,000.00
	\$3,500.00	1	\$3,500.00
			PERSONNEL TOTAL: \$7,500.00
Clerical Personnel	\$11,404.00	0	\$11,404.00
			PERSONNEL TOTAL: \$11,404.00
			OFFICE SUB-TOTAL: \$18,904.00
			TOTAL FRINGE BENEFITS: \$4,544.00

PROBATION PERSONNEL SALARIES 2014

	SALARY	# EMPLOYEES	TOTAL
			OFFICE TOTAL: \$23,448.00
E. CHICAGO CITY PROBATION			
Chief Probation Officer	\$50,943.00	1	\$50,943.00
	\$46,092.00	1	\$46,092.00
			PERSONNEL TOTAL: \$97,035.00
Clerical Personnel	\$30,836.00	1	\$30,836.00
	\$30,505.00	1	\$30,505.00
	\$27,292.00	1	\$27,292.00
			PERSONNEL TOTAL: \$88,633.00
			OFFICE SUB-TOTAL: \$185,668.00
			TOTAL FRINGE BENEFITS: \$0.00
			OFFICE TOTAL: \$185,668.00
GARY CITY PROBATION			
Chief Probation Officer	\$59,272.00	1	\$59,272.00
	\$51,570.00	1	\$51,570.00
	\$6,500.00	1	\$6,500.00
	\$34,000.00	1	\$34,000.00
			PERSONNEL TOTAL: \$151,342.00
Clerical Personnel	\$30,000.00	1	\$30,000.00
	\$17,000.00	1	\$17,000.00
			PERSONNEL TOTAL: \$47,000.00
			OFFICE SUB-TOTAL: \$198,342.00
			TOTAL FRINGE BENEFITS: \$0.00
			OFFICE TOTAL: \$198,342.00
HAMMOND CITY PROBATION			
Chief Probation Officer	\$64,283.00	1	\$64,283.00
	\$47,773.00	1	\$47,773.00
	\$36,928.00	1	\$36,928.00
			PERSONNEL TOTAL: \$148,984.00
Clerical Personnel	\$30,604.00	1	\$30,604.00
			PERSONNEL TOTAL: \$30,604.00
Other Personnel	\$840.00	1	\$840.00
			PERSONNEL TOTAL: \$840.00
			OFFICE SUB-TOTAL: \$180,428.00
			TOTAL FRINGE BENEFITS: \$26,699.58
			OFFICE TOTAL: \$207,127.58
HOBART CITY PROBATION			
Chief Probation Officer	\$23,712.00	1	\$23,712.00
			PERSONNEL TOTAL: \$23,712.00
Clerical Personnel	\$1,040.63	1	\$1,040.63
			PERSONNEL TOTAL: \$1,040.63
Other Personnel	\$12,101.47	1	\$12,101.47
			PERSONNEL TOTAL: \$12,101.47

PROBATION PERSONNEL SALARIES 2014

	SALARY	# EMPLOYEES	TOTAL
			OFFICE SUB-TOTAL: \$36,854.10
			TOTAL FRINGE BENEFITS: \$0.00
			OFFICE TOTAL: \$36,854.10
WHITING CITY PROBATION			
Chief Probation Officer	\$9,237.00	1	\$9,237.00
			PERSONNEL TOTAL: \$9,237.00
Clerical Personnel	\$35,241.00	1	\$35,241.00
	\$17,280.00	1	\$17,280.00
			PERSONNEL TOTAL: \$52,521.00
Other Personnel	\$6,373.00	1	\$6,373.00
	\$2,278.00	1	\$2,278.00
	\$2,565.00	1	\$2,565.00
			PERSONNEL TOTAL: \$11,216.00
			OFFICE SUB-TOTAL: \$72,974.00
			TOTAL FRINGE BENEFITS: \$0.00
			OFFICE TOTAL: \$72,974.00
MERRILLVILLE TOWN PROBATION			
Chief Probation Officer	\$13,000.00	1	\$13,000.00
			PERSONNEL TOTAL: \$13,000.00
Clerical Personnel	\$5,785.00	2	\$11,570.00
			PERSONNEL TOTAL: \$11,570.00
Other Personnel	\$3,470.00	1	\$3,470.00
	\$6,694.00	1	\$6,694.00
			PERSONNEL TOTAL: \$10,164.00
			OFFICE SUB-TOTAL: \$34,734.00
			TOTAL FRINGE BENEFITS: \$0.00
			OFFICE TOTAL: \$34,734.00
LOWELL TOWN PROBATION			
Chief Probation Officer	\$3,130.52	1	\$3,130.52
	\$2,805.60	1	\$2,805.60
			PERSONNEL TOTAL: \$5,936.12
Clerical Personnel	\$4,882.05	1	\$4,882.05
			PERSONNEL TOTAL: \$4,882.05
			OFFICE SUB-TOTAL: \$10,818.17
			TOTAL FRINGE BENEFITS: \$0.00
			OFFICE TOTAL: \$10,818.17
SCHERERVILLE TOWN PROBATION			
Chief Probation Officer	\$9,751.20	1	\$9,751.20
			PERSONNEL TOTAL: \$9,751.20
			OFFICE SUB-TOTAL: \$9,751.20
			TOTAL FRINGE BENEFITS: \$0.00
			OFFICE TOTAL: \$9,751.20
			COUNTY SUB-TOTAL: \$5,490,287.47
			TOTAL FRINGE BENEFITS: \$123,193.58

PROBATION PERSONNEL SALARIES 2014

	SALARY	# EMPLOYEES		TOTAL
			COUNTY TOTAL:	\$5,613,481.05
LaPorte				
ADULT PROBATION				
Chief Probation Officer	\$71,723.00	1		\$71,723.00
	\$30,839.00	1		\$30,839.00
	\$33,196.00	4		\$132,784.00
	\$36,928.00	2		\$73,856.00
	\$41,273.00	1		\$41,273.00
	\$44,749.00	1		\$44,749.00
	\$46,879.00	1		\$46,879.00
	\$49,223.00	1		\$49,223.00
	\$56,723.00	1		\$56,723.00
	\$64,223.00	1		\$64,223.00
	\$66,723.00	2		\$133,446.00
			PERSONNEL TOTAL:	\$745,718.00
Clerical Personnel	\$40,334.00	1		\$40,334.00
	\$37,339.00	1		\$37,339.00
	\$34,571.00	1		\$34,571.00
	\$38,807.00	1		\$38,807.00
	\$32,636.00	1		\$32,636.00
			PERSONNEL TOTAL:	\$183,687.00
			OFFICE SUB-TOTAL:	\$929,405.00
			TOTAL FRINGE BENEFITS:	\$0.00
			OFFICE TOTAL:	\$929,405.00
JUVENILE PROBATION				
Chief Probation Officer	\$67,723.00	1		\$67,723.00
	\$58,517.00	1		\$58,517.00
	\$52,568.00	1		\$52,568.00
	\$47,879.00	3		\$143,637.00
	\$43,618.00	1		\$43,618.00
	\$42,273.00	1		\$42,273.00
	\$34,196.00	1		\$34,196.00
			PERSONNEL TOTAL:	\$442,532.00
Clerical Personnel	\$38,807.00	1		\$38,807.00
	\$32,636.00	2		\$65,272.00
	\$38,066.00	1		\$38,066.00
			PERSONNEL TOTAL:	\$142,145.00
			OFFICE SUB-TOTAL:	\$584,677.00
			TOTAL FRINGE BENEFITS:	\$0.00
			OFFICE TOTAL:	\$584,677.00
			COUNTY SUB-TOTAL:	\$1,514,082.00
			TOTAL FRINGE BENEFITS:	\$0.00
			COUNTY TOTAL:	\$1,514,082.00

PROBATION PERSONNEL SALARIES 2014

	SALARY	# EMPLOYEES	TOTAL
Lawrence			
PROBATION			
Chief Probation Officer	\$82,468.00	1	\$82,468.00
	\$70,456.00	1	\$70,456.00
	\$36,000.00	1	\$36,000.00
	\$37,667.00	2	\$75,334.00
	\$26,300.00	1	\$26,300.00
	\$52,817.00	1	\$52,817.00
	\$33,860.00	1	\$33,860.00
	\$31,456.00	1	\$31,456.00
	\$57,857.00	1	\$57,857.00
	\$45,644.00	1	\$45,644.00
	\$43,470.00	3	\$130,410.00
	\$52,817.00	1	\$52,817.00
	\$20,253.00	1	\$20,253.00
	\$23,980.00	1	\$23,980.00
		PERSONNEL TOTAL:	\$739,652.00
Clerical Personnel	\$32,056.00	1	\$32,056.00
	\$14,798.00	1	\$14,798.00
	\$23,548.00	1	\$23,548.00
	\$17,167.00	1	\$17,167.00
		PERSONNEL TOTAL:	\$87,569.00
Other Personnel	\$18,900.00	1	\$18,900.00
		PERSONNEL TOTAL:	\$18,900.00
		OFFICE SUB-TOTAL:	\$846,121.00
		TOTAL FRINGE BENEFITS:	\$0.00
		OFFICE TOTAL:	\$846,121.00
		COUNTY SUB-TOTAL:	\$846,121.00
		TOTAL FRINGE BENEFITS:	\$0.00
		COUNTY TOTAL:	\$846,121.00

Madison

ADULT PROBATION			
Chief Probation Officer	\$74,939.00	1	\$74,939.00
	\$38,924.00	1	\$38,924.00
	\$34,023.00	1	\$34,023.00
	\$43,945.00	1	\$43,945.00
	\$72,955.00	1	\$72,955.00
	\$51,229.00	1	\$51,229.00
	\$29,538.00	1	\$29,538.00
	\$28,356.00	1	\$28,356.00
	\$24,713.00	1	\$24,713.00
	\$8,600.00	1	\$8,600.00
	\$46,628.00	1	\$46,628.00

PROBATION PERSONNEL SALARIES 2014

	SALARY	# EMPLOYEES	TOTAL
Madison			
	\$46,633.00	1	\$46,633.00
	\$64,386.00	1	\$64,386.00
	\$42,393.00	1	\$42,393.00
	\$42,294.00	1	\$42,294.00
	\$33,780.00	1	\$33,780.00
	\$56,425.00	1	\$56,425.00
	\$56,426.00	1	\$56,426.00
	\$31,163.00	1	\$31,163.00
	\$46,663.00	1	\$46,663.00
	\$32,869.00	1	\$32,869.00
	\$44,935.00	1	\$44,935.00
			PERSONNEL TOTAL: \$951,817.00
Clerical Personnel	\$28,177.00	1	\$28,177.00
	\$28,015.00	1	\$28,015.00
	\$27,643.00	1	\$27,643.00
	\$14,000.00	1	\$14,000.00
	\$34,555.00	1	\$34,555.00
	\$30,224.00	1	\$30,224.00
			PERSONNEL TOTAL: \$162,614.00
			OFFICE SUB-TOTAL: \$1,114,431.00
			TOTAL FRINGE BENEFITS: \$0.00
			OFFICE TOTAL: \$1,114,431.00
JUVENILE PROBATION			
Chief Probation Officer	\$66,723.00	1	\$66,723.00
	\$56,723.00	3	\$170,169.00
	\$61,723.00	1	\$61,723.00
	\$51,568.00	2	\$103,136.00
	\$54,068.00	1	\$54,068.00
	\$42,618.00	1	\$42,618.00
	\$46,879.00	1	\$46,879.00
			PERSONNEL TOTAL: \$545,316.00
Clerical Personnel	\$33,990.00	1	\$33,990.00
	\$27,905.00	1	\$27,905.00
	\$16,000.00	1	\$16,000.00
	\$32,204.00	1	\$32,204.00
			PERSONNEL TOTAL: \$110,099.00
Other Personnel	\$37,175.00	1	\$37,175.00
			PERSONNEL TOTAL: \$37,175.00
			OFFICE SUB-TOTAL: \$692,590.00
			TOTAL FRINGE BENEFITS: \$127,032.00
			OFFICE TOTAL: \$819,622.00
ANDERSON CITY PROBATION			

PROBATION PERSONNEL SALARIES 2014

	SALARY	# EMPLOYEES	TOTAL
Madison			
Chief Probation Officer	\$50,469.00	1	\$50,469.00
			PERSONNEL TOTAL: \$50,469.00
Clerical Personnel	\$31,269.00	2	\$62,538.00
			PERSONNEL TOTAL: \$62,538.00
			OFFICE SUB-TOTAL: \$113,007.00
			TOTAL FRINGE BENEFITS: \$60,553.00
			OFFICE TOTAL: \$173,560.00
ELWOOD CITY PROBATION			
Chief Probation Officer	\$38,612.28	1	\$38,612.28
			PERSONNEL TOTAL: \$38,612.28
Clerical Personnel	\$7,076.57	1	\$7,076.57
			PERSONNEL TOTAL: \$7,076.57
Other Personnel	\$1,738.74	1	\$1,738.74
			PERSONNEL TOTAL: \$1,738.74
			OFFICE SUB-TOTAL: \$47,427.59
			TOTAL FRINGE BENEFITS: \$0.00
			OFFICE TOTAL: \$47,427.59
			COUNTY SUB-TOTAL: \$1,967,455.59
			TOTAL FRINGE BENEFITS: \$187,585.00
			COUNTY TOTAL: \$2,155,040.59
Marion			
PROBATION			
Chief Probation Officer	\$85,000.00	1	\$85,000.00
	\$45,170.53	207	\$9,350,299.70
			PERSONNEL TOTAL: \$9,435,299.70
Clerical Personnel	\$26,654.52	23	\$613,053.96
			PERSONNEL TOTAL: \$613,053.96
Other Personnel	\$27,287.45	10	\$272,874.50
			PERSONNEL TOTAL: \$272,874.50
			OFFICE SUB-TOTAL: \$10,321,228.16
			TOTAL FRINGE BENEFITS: \$2,814,204.08
			OFFICE TOTAL: \$13,135,432.24
			COUNTY SUB-TOTAL: \$10,321,228.16
			TOTAL FRINGE BENEFITS: \$2,814,204.08
			COUNTY TOTAL: \$13,135,432.24
Marshall			
PROBATION			
Chief Probation Officer	\$65,357.00	1	\$65,357.00
	\$46,879.00	1	\$46,879.00
	\$49,223.00	1	\$49,223.00
	\$56,723.00	1	\$56,723.00
	\$42,618.00	2	\$85,236.00

PROBATION PERSONNEL SALARIES 2014

	SALARY	# EMPLOYEES	TOTAL
Marshall			
	\$33,196.00	1	\$33,196.00
			PERSONNEL TOTAL: \$336,614.00
Clerical Personnel	\$29,812.00	1	\$29,812.00
	\$27,573.00	2	\$55,146.00
	\$24,132.00	1	\$24,132.00
	\$8,000.00	1	\$8,000.00
			PERSONNEL TOTAL: \$117,090.00
Other Personnel	\$8,500.00	1	\$8,500.00
	\$43,531.00	2	\$87,062.00
			PERSONNEL TOTAL: \$95,562.00
			OFFICE SUB-TOTAL: \$549,266.00
			TOTAL FRINGE BENEFITS: \$16,100.00
			OFFICE TOTAL: \$565,366.00
			COUNTY SUB-TOTAL: \$549,266.00
			TOTAL FRINGE BENEFITS: \$16,100.00
			COUNTY TOTAL: \$565,366.00
Martin			
PROBATION			
Chief Probation Officer	\$51,879.00	1	\$51,879.00
	\$36,928.00	1	\$36,928.00
			PERSONNEL TOTAL: \$88,807.00
Clerical Personnel	\$25,999.90	1	\$25,999.90
	\$582.00	1	\$582.00
			PERSONNEL TOTAL: \$26,581.90
			OFFICE SUB-TOTAL: \$115,388.90
			TOTAL FRINGE BENEFITS: \$0.00
			OFFICE TOTAL: \$115,388.90
			COUNTY SUB-TOTAL: \$115,388.90
			TOTAL FRINGE BENEFITS: \$0.00
			COUNTY TOTAL: \$115,388.90
Miami			
PROBATION			
Chief Probation Officer	\$64,223.00	1	\$64,223.00
	\$51,568.00	1	\$51,568.00
	\$46,879.00	2	\$93,758.00
	\$42,618.00	2	\$85,236.00
			PERSONNEL TOTAL: \$294,785.00
Clerical Personnel	\$26,537.00	1	\$26,537.00
	\$25,756.00	1	\$25,756.00
	\$25,756.00	1	\$25,756.00
			PERSONNEL TOTAL: \$78,049.00
Other Personnel	\$44,233.00	1	\$44,233.00

PROBATION PERSONNEL SALARIES 2014

	SALARY	# EMPLOYEES	TOTAL
			PERSONNEL TOTAL: \$44,233.00
			OFFICE SUB-TOTAL: \$417,067.00
			TOTAL FRINGE BENEFITS: \$12,300.00
			OFFICE TOTAL: \$429,367.00
			COUNTY SUB-TOTAL: \$417,067.00
			TOTAL FRINGE BENEFITS: \$12,300.00
			COUNTY TOTAL: \$429,367.00
Monroe			
PROBATION			
Chief Probation Officer	\$81,969.00	1	\$81,969.00
	\$15,000.00	1	\$15,000.00
	\$49,222.00	1	\$49,222.00
	\$51,568.00	4	\$206,272.00
	\$56,568.00	1	\$56,568.00
	\$44,749.00	2	\$89,498.00
	\$59,559.00	3	\$178,677.00
	\$61,723.00	4	\$246,892.00
	\$30,839.00	2	\$61,678.00
	\$56,723.00	8	\$453,784.00
	\$42,618.00	11	\$468,798.00
	\$46,879.00	7	\$328,153.00
	\$73,882.00	1	\$73,882.00
	\$76,255.00	1	\$76,255.00
			PERSONNEL TOTAL: \$2,386,648.00
Clerical Personnel	\$34,085.00	2	\$68,170.00
	\$42,279.00	1	\$42,279.00
	\$8,000.00	10	\$80,000.00
	\$31,174.00	4	\$124,696.00
	\$28,247.00	1	\$28,247.00
			PERSONNEL TOTAL: \$343,392.00
Other Personnel	\$26,611.00	1	\$26,611.00
	\$29,344.00	6	\$176,064.00
			PERSONNEL TOTAL: \$202,675.00
			OFFICE SUB-TOTAL: \$2,932,715.00
			TOTAL FRINGE BENEFITS: \$932,428.00
			OFFICE TOTAL: \$3,865,143.00
			COUNTY SUB-TOTAL: \$2,932,715.00
			TOTAL FRINGE BENEFITS: \$932,428.00
			COUNTY TOTAL: \$3,865,143.00

Montgomery			
PROBATION			
Chief Probation Officer	\$63,173.00	1	\$63,173.00
	\$61,723.00	1	\$61,723.00

PROBATION PERSONNEL SALARIES 2014

	SALARY	# EMPLOYEES	TOTAL
Montgomery			
	\$46,879.00	1	\$46,879.00
	\$46,879.00	1	\$46,879.00
	\$44,749.00	1	\$44,749.00
	\$42,618.00	2	\$85,236.00
	\$36,519.00	1	\$36,519.00
	\$28,724.00	1	\$28,724.00
	\$33,196.00	1	\$33,196.00
	\$11,624.00	1	\$11,624.00
			PERSONNEL TOTAL: \$458,702.00
Clerical Personnel	\$25,150.00	1	\$25,150.00
	\$28,750.00	1	\$28,750.00
			PERSONNEL TOTAL: \$53,900.00
			OFFICE SUB-TOTAL: \$512,602.00
			TOTAL FRINGE BENEFITS: \$0.00
			OFFICE TOTAL: \$512,602.00
			COUNTY SUB-TOTAL: \$512,602.00
			TOTAL FRINGE BENEFITS: \$0.00
			COUNTY TOTAL: \$512,602.00
Morgan			
PROBATION			
Chief Probation Officer	\$73,371.80	1	\$73,371.80
	\$43,189.59	1	\$43,189.59
	\$36,339.00	1	\$36,339.00
	\$53,966.94	1	\$53,966.94
	\$68,256.84	1	\$68,256.84
	\$56,723.00	1	\$56,723.00
	\$51,568.00	1	\$51,568.00
	\$35,211.00	1	\$35,211.00
	\$46,879.00	1	\$46,879.00
	\$40,990.81	1	\$40,990.81
	\$42,618.00	4	\$170,472.00
	\$54,026.05	1	\$54,026.05
	\$53,781.29	1	\$53,781.29
	\$47,419.68	1	\$47,419.68
			PERSONNEL TOTAL: \$832,195.00
Clerical Personnel	\$29,106.00	1	\$29,106.00
	\$29,436.75	1	\$29,436.75
	\$29,925.40	1	\$29,925.40
	\$28,794.88	1	\$28,794.88
	\$834.30	1	\$834.30
	\$2,974.64	1	\$2,974.64
	\$12,538.80	1	\$12,538.80

PROBATION PERSONNEL SALARIES 2014

	SALARY	# EMPLOYEES	TOTAL
Morgan			
	\$28,775.25	1	\$28,775.25
	\$28,281.96	1	\$28,281.96
	\$9,707.75	1	\$9,707.75
	\$1,550.15	1	\$1,550.15
	\$35,487.90	1	\$35,487.90
		PERSONNEL TOTAL:	\$237,413.78
Other Personnel	\$32,977.56	1	\$32,977.56
		PERSONNEL TOTAL:	\$32,977.56
		OFFICE SUB-TOTAL:	\$1,102,586.34
		TOTAL FRINGE BENEFITS:	\$226,768.80
		OFFICE TOTAL:	\$1,329,355.14
		COUNTY SUB-TOTAL:	\$1,102,586.34
		TOTAL FRINGE BENEFITS:	\$226,768.80
		COUNTY TOTAL:	\$1,329,355.14
Newton			
PROBATION			
Chief Probation Officer	\$51,880.00	1	\$51,880.00
	\$42,618.00	1	\$42,618.00
	\$31,310.00	1	\$31,310.00
		PERSONNEL TOTAL:	\$125,808.00
Clerical Personnel	\$29,368.00	1	\$29,368.00
		PERSONNEL TOTAL:	\$29,368.00
		OFFICE SUB-TOTAL:	\$155,176.00
		TOTAL FRINGE BENEFITS:	\$1,455.00
		OFFICE TOTAL:	\$156,631.00
		COUNTY SUB-TOTAL:	\$155,176.00
		TOTAL FRINGE BENEFITS:	\$1,455.00
		COUNTY TOTAL:	\$156,631.00
Noble			
PROBATION			
Chief Probation Officer	\$74,676.00	1	\$74,676.00
	\$42,618.00	2	\$85,236.00
	\$49,011.00	1	\$49,011.00
	\$58,485.00	1	\$58,485.00
	\$29,308.55	1	\$29,308.55
	\$31,591.47	1	\$31,591.47
	\$31,028.72	1	\$31,028.72
	\$41,294.00	1	\$41,294.00
	\$56,152.00	2	\$112,304.00
	\$61,324.00	1	\$61,324.00
	\$56,152.00	1	\$56,152.00
	\$46,881.00	1	\$46,881.00

PROBATION PERSONNEL SALARIES 2014

	SALARY	# EMPLOYEES	TOTAL
Noble			
	\$46,880.00	1	\$46,880.00
			PERSONNEL TOTAL: \$724,171.74
Clerical Personnel	\$30,529.00	4	\$122,116.00
			PERSONNEL TOTAL: \$122,116.00
			OFFICE SUB-TOTAL: \$846,287.74
			TOTAL FRINGE BENEFITS: \$286,728.81
			OFFICE TOTAL: \$1,133,016.55
			COUNTY SUB-TOTAL: \$846,287.74
			TOTAL FRINGE BENEFITS: \$286,728.81
			COUNTY TOTAL: \$1,133,016.55
Ohio			
PROBATION			
Chief Probation Officer	\$8,184.00	1	\$8,184.00
	\$8,032.00	1	\$8,032.00
	\$4,000.00	1	\$4,000.00
	\$1,660.00	1	\$1,660.00
	\$1,652.00	1	\$1,652.00
	\$1,515.00	1	\$1,515.00
			PERSONNEL TOTAL: \$25,043.00
Clerical Personnel	\$2,725.00	1	\$2,725.00
	\$1,839.00	1	\$1,839.00
			PERSONNEL TOTAL: \$4,564.00
Other Personnel	\$8,265.00	1	\$8,265.00
			PERSONNEL TOTAL: \$8,265.00
			OFFICE SUB-TOTAL: \$37,872.00
			TOTAL FRINGE BENEFITS: \$0.00
			OFFICE TOTAL: \$37,872.00
			COUNTY SUB-TOTAL: \$37,872.00
			TOTAL FRINGE BENEFITS: \$0.00
			COUNTY TOTAL: \$37,872.00
Orange			
PROBATION			
Chief Probation Officer	\$63,723.00	1	\$63,723.00
	\$32,839.00	1	\$32,839.00
	\$48,879.00	1	\$48,879.00
			PERSONNEL TOTAL: \$145,441.00
Clerical Personnel	\$14,950.00	1	\$14,950.00
			PERSONNEL TOTAL: \$14,950.00
			OFFICE SUB-TOTAL: \$160,391.00
			TOTAL FRINGE BENEFITS: \$0.00
			OFFICE TOTAL: \$160,391.00
			COUNTY SUB-TOTAL: \$160,391.00
			TOTAL FRINGE BENEFITS: \$0.00

PROBATION PERSONNEL SALARIES 2014

	SALARY	# EMPLOYEES	TOTAL
			COUNTY TOTAL: \$160,391.00
Owen			
PROBATION			
Chief Probation Officer	\$65,836.78	1	\$65,836.78
	\$35,385.92	1	\$35,385.92
	\$7,701.31	1	\$7,701.31
	\$53,059.83	1	\$53,059.83
	\$4,656.84	1	\$4,656.84
	\$3,454.09	1	\$3,454.09
	\$20,830.78	1	\$20,830.78
			PERSONNEL TOTAL: \$190,925.55
Clerical Personnel	\$32,100.64	1	\$32,100.64
			PERSONNEL TOTAL: \$32,100.64
			OFFICE SUB-TOTAL: \$223,026.19
			TOTAL FRINGE BENEFITS: \$0.00
			OFFICE TOTAL: \$223,026.19
			COUNTY SUB-TOTAL: \$223,026.19
			TOTAL FRINGE BENEFITS: \$0.00
			COUNTY TOTAL: \$223,026.19
Parke			
PROBATION			
Chief Probation Officer	\$61,732.00	1	\$61,732.00
	\$42,618.00	1	\$42,618.00
	\$46,879.00	1	\$46,879.00
			PERSONNEL TOTAL: \$151,229.00
Clerical Personnel	\$24,850.00	1	\$24,850.00
			PERSONNEL TOTAL: \$24,850.00
			OFFICE SUB-TOTAL: \$176,079.00
			TOTAL FRINGE BENEFITS: \$0.00
			OFFICE TOTAL: \$176,079.00
			COUNTY SUB-TOTAL: \$176,079.00
			TOTAL FRINGE BENEFITS: \$0.00
			COUNTY TOTAL: \$176,079.00
Perry			
PROBATION			
Chief Probation Officer	\$50,928.80	0	\$50,928.80
	\$30,796.06	0	\$30,796.06
			PERSONNEL TOTAL: \$81,724.86
Clerical Personnel	\$25,788.09	0	\$25,788.09
			PERSONNEL TOTAL: \$25,788.09
			OFFICE SUB-TOTAL: \$107,512.95
			TOTAL FRINGE BENEFITS: \$0.00
			OFFICE TOTAL: \$107,512.95

PROBATION PERSONNEL SALARIES 2014

	SALARY	# EMPLOYEES	TOTAL
			COUNTY SUB-TOTAL: \$107,512.95
			TOTAL FRINGE BENEFITS: \$0.00
			COUNTY TOTAL: \$107,512.95

Pike

PROBATION			
Chief Probation Officer	\$47,618.00	1	\$47,618.00
	\$42,618.00	1	\$42,618.00
			PERSONNEL TOTAL: \$90,236.00
Clerical Personnel	\$36,591.00	1	\$36,591.00
			PERSONNEL TOTAL: \$36,591.00
			OFFICE SUB-TOTAL: \$126,827.00
			TOTAL FRINGE BENEFITS: \$0.00
			OFFICE TOTAL: \$126,827.00
			COUNTY SUB-TOTAL: \$126,827.00
			TOTAL FRINGE BENEFITS: \$0.00
			COUNTY TOTAL: \$126,827.00

Porter

ADULT PROBATION			
Chief Probation Officer	\$73,278.00	1	\$73,278.00
	\$61,723.00	1	\$61,723.00
	\$59,223.00	1	\$59,223.00
	\$56,723.00	5	\$283,615.00
	\$56,568.00	1	\$56,568.00
	\$46,879.00	4	\$187,516.00
	\$51,568.00	1	\$51,568.00
	\$49,223.00	1	\$49,223.00
	\$42,618.00	5	\$213,090.00
	\$33,196.00	1	\$33,196.00
	\$41,237.00	3	\$123,711.00
			PERSONNEL TOTAL: \$1,192,711.00
Clerical Personnel	\$33,016.00	1	\$33,016.00
	\$35,112.00	1	\$35,112.00
	\$29,500.00	3	\$88,500.00
	\$29,755.00	1	\$29,755.00
			PERSONNEL TOTAL: \$186,383.00
Other Personnel	\$4,238.00	1	\$4,238.00
			PERSONNEL TOTAL: \$4,238.00
			OFFICE SUB-TOTAL: \$1,383,332.00
			TOTAL FRINGE BENEFITS: \$0.00
			OFFICE TOTAL: \$1,383,332.00
JUVENILE PROBATION			
Chief Probation Officer	\$61,568.00	1	\$61,568.00
	\$51,879.00	1	\$51,879.00

PROBATION PERSONNEL SALARIES 2014

	SALARY	# EMPLOYEES	TOTAL
Porter			
	\$46,879.00	1	\$46,879.00
	\$51,568.00	1	\$51,568.00
	\$47,618.00	1	\$47,618.00
	\$41,273.00	1	\$41,273.00
	\$46,879.00	1	\$46,879.00
	\$56,723.00	1	\$56,723.00
	\$51,568.00	1	\$51,568.00
	\$42,618.00	3	\$127,854.00
	\$36,928.00	2	\$73,856.00
	\$49,223.00	1	\$49,223.00
	\$42,618.00	1	\$42,618.00
	\$71,723.00	1	\$71,723.00
		PERSONNEL TOTAL:	\$821,229.00
Clerical Personnel	\$10,000.00	1	\$10,000.00
	\$35,112.00	1	\$35,112.00
		PERSONNEL TOTAL:	\$45,112.00
Other Personnel	\$32,657.00	1	\$32,657.00
		PERSONNEL TOTAL:	\$32,657.00
		OFFICE SUB-TOTAL:	\$898,998.00
		TOTAL FRINGE BENEFITS:	\$25,842.00
		OFFICE TOTAL:	\$924,840.00
		COUNTY SUB-TOTAL:	\$2,282,330.00
		TOTAL FRINGE BENEFITS:	\$25,842.00
		COUNTY TOTAL:	\$2,308,172.00
Posey			
PROBATION			
Chief Probation Officer	\$64,399.35	1	\$64,399.35
	\$46,813.94	1	\$46,813.94
	\$38,481.39	1	\$38,481.39
	\$56,530.74	1	\$56,530.74
	\$45,385.06	1	\$45,385.06
	\$46,813.90	1	\$46,813.90
		PERSONNEL TOTAL:	\$298,424.38
		OFFICE SUB-TOTAL:	\$298,424.38
		TOTAL FRINGE BENEFITS:	\$0.00
		OFFICE TOTAL:	\$298,424.38
		COUNTY SUB-TOTAL:	\$298,424.38
		TOTAL FRINGE BENEFITS:	\$0.00
		COUNTY TOTAL:	\$298,424.38
Pulaski			
PROBATION			
Chief Probation Officer	\$53,202.00	1	\$53,202.00

PROBATION PERSONNEL SALARIES 2014

	SALARY	# EMPLOYEES	TOTAL
Pulaski			
	\$51,759.00	1	\$51,759.00
	\$47,045.00	1	\$47,045.00
		PERSONNEL TOTAL:	\$152,006.00
Clerical Personnel	\$17,717.31	1	\$17,717.31
	\$8,423.46	1	\$8,423.46
		PERSONNEL TOTAL:	\$26,140.77
		OFFICE SUB-TOTAL:	\$178,146.77
		TOTAL FRINGE BENEFITS:	\$0.00
		OFFICE TOTAL:	\$178,146.77
		COUNTY SUB-TOTAL:	\$178,146.77
		TOTAL FRINGE BENEFITS:	\$0.00
		COUNTY TOTAL:	\$178,146.77
Putnam			
ADULT PROBATION			
Chief Probation Officer	\$66,971.00	1	\$66,971.00
	\$42,618.00	2	\$85,236.00
	\$25,784.00	1	\$25,784.00
	\$27,073.00	1	\$27,073.00
		PERSONNEL TOTAL:	\$205,064.00
Clerical Personnel	\$12,490.00	1	\$12,490.00
	\$16,016.00	1	\$16,016.00
	\$22,600.00	1	\$22,600.00
		PERSONNEL TOTAL:	\$51,106.00
Other Personnel	\$1,508.00	1	\$1,508.00
	\$9,538.00	1	\$9,538.00
	\$8,008.00	1	\$8,008.00
	\$12,480.00	1	\$12,480.00
		PERSONNEL TOTAL:	\$31,534.00
		OFFICE SUB-TOTAL:	\$287,704.00
		TOTAL FRINGE BENEFITS:	\$0.00
		OFFICE TOTAL:	\$287,704.00
		COUNTY SUB-TOTAL:	\$287,704.00
		TOTAL FRINGE BENEFITS:	\$0.00
		COUNTY TOTAL:	\$287,704.00
Randolph			
PROBATION			
Chief Probation Officer	\$61,723.00	1	\$61,723.00
	\$51,568.00	1	\$51,568.00
	\$46,879.00	1	\$46,879.00
		PERSONNEL TOTAL:	\$160,170.00
Clerical Personnel	\$26,990.00	1	\$26,990.00
	\$10,825.00	1	\$10,825.00

PROBATION PERSONNEL SALARIES 2014

	SALARY	# EMPLOYEES	TOTAL
			PERSONNEL TOTAL: \$37,815.00
			OFFICE SUB-TOTAL: \$197,985.00
			TOTAL FRINGE BENEFITS: \$0.00
			OFFICE TOTAL: \$197,985.00
			COUNTY SUB-TOTAL: \$197,985.00
			TOTAL FRINGE BENEFITS: \$0.00
			COUNTY TOTAL: \$197,985.00

Ripley

PROBATION			
Chief Probation Officer	\$65,206.00	1	\$65,206.00
	\$45,683.00	1	\$45,683.00
	\$40,252.00	1	\$40,252.00
	\$54,985.00	1	\$54,985.00
	\$45,524.00	1	\$45,524.00
	\$44,890.00	1	\$44,890.00
			PERSONNEL TOTAL:
Clerical Personnel	\$2,143.00	1	\$2,143.00
	\$28,172.00	1	\$28,172.00
	\$26,623.00	1	\$26,623.00
	\$21,983.00	1	\$21,983.00
		PERSONNEL TOTAL:	\$78,921.00
Other Personnel	\$3,925.00	1	\$3,925.00
	\$1,854.00	1	\$1,854.00
	\$4,137.00	1	\$4,137.00
		PERSONNEL TOTAL:	\$9,916.00
		OFFICE SUB-TOTAL:	\$385,377.00
		TOTAL FRINGE BENEFITS:	\$41,858.75
		OFFICE TOTAL:	\$427,235.75
		COUNTY SUB-TOTAL:	\$385,377.00
		TOTAL FRINGE BENEFITS:	\$41,858.75
		COUNTY TOTAL:	\$427,235.75

Rush

PROBATION			
Chief Probation Officer	\$61,722.96	1	\$61,722.96
	\$43,463.80	1	\$43,463.80
		PERSONNEL TOTAL:	\$105,186.76
Other Personnel	\$28,418.00	1	\$28,418.00
		PERSONNEL TOTAL:	\$28,418.00
		OFFICE SUB-TOTAL:	\$133,604.76
		TOTAL FRINGE BENEFITS:	\$83,359.74
		OFFICE TOTAL:	\$216,964.50
		COUNTY SUB-TOTAL:	\$133,604.76
		TOTAL FRINGE BENEFITS:	\$83,359.74
		COUNTY TOTAL:	\$216,964.50

PROBATION PERSONNEL SALARIES 2014

	SALARY	# EMPLOYEES	TOTAL
St. Joseph			
ADULT PROBATION			
Chief Probation Officer	\$67,684.00	1	\$67,684.00
	\$56,879.00	1	\$56,879.00
	\$51,879.00	1	\$51,879.00
	\$46,071.00	1	\$46,071.00
	\$61,723.00	1	\$61,723.00
	\$71,021.17	1	\$71,021.17
	\$31,530.00	1	\$31,530.00
	\$45,134.62	1	\$45,134.62
	\$40,321.18	1	\$40,321.18
	\$56,723.00	1	\$56,723.00
	\$31,575.00	1	\$31,575.00
	\$51,568.00	1	\$51,568.00
	\$41,783.00	1	\$41,783.00
	\$46,879.00	1	\$46,879.00
	\$56,723.00	1	\$56,723.00
	\$49,731.00	1	\$49,731.00
	\$51,568.00	1	\$51,568.00
	\$56,723.00	1	\$56,723.00
	\$56,723.00	1	\$56,723.00
	\$41,083.00	1	\$41,083.00
	\$40,620.51	1	\$40,620.51
	\$36,928.00	1	\$36,928.00
	\$46,698.00	1	\$46,698.00
	\$51,568.00	1	\$51,568.00
	\$42,618.00	1	\$42,618.00
	\$42,618.00	1	\$42,618.00
	\$41,273.00	1	\$41,273.00
	\$54,223.00	1	\$54,223.00
	\$38,111.55	1	\$38,111.55
	\$46,879.00	1	\$46,879.00
	\$36,928.00	1	\$36,928.00
	\$42,618.00	1	\$42,618.00
	\$34,106.00	1	\$34,106.00
		PERSONNEL TOTAL:	\$1,568,511.03
Clerical Personnel	\$24,999.42	1	\$24,999.42
	\$25,276.00	1	\$25,276.00
	\$25,276.00	1	\$25,276.00
	\$21,645.49	1	\$21,645.49
	\$25,913.00	1	\$25,913.00
	\$25,102.38	1	\$25,102.38

PROBATION PERSONNEL SALARIES 2014

	SALARY	# EMPLOYEES	TOTAL
St. Joseph			
	\$26,651.00	1	\$26,651.00
	\$33,749.00	1	\$33,749.00
	\$27,072.00	1	\$27,072.00
	\$28,320.00	1	\$28,320.00
	\$25,913.00	1	\$25,913.00
	PERSONNEL TOTAL:		\$289,917.29
<hr/>			
Other Personnel	\$25,000.00	1	\$25,000.00
	\$24,628.33	1	\$24,628.33
	\$22,300.02	1	\$22,300.02
	\$4,369.62	1	\$4,369.62
	\$6,376.94	1	\$6,376.94
	\$5,410.79	1	\$5,410.79
	\$382.25	1	\$382.25
	\$2,454.80	1	\$2,454.80
	PERSONNEL TOTAL:		\$90,922.75
	OFFICE SUB-TOTAL:		\$1,949,351.07
	TOTAL FRINGE BENEFITS:		\$847,459.09
	OFFICE TOTAL:		\$2,796,810.16
<hr/>			
JUVENILE PROBATION			
Chief Probation Officer	\$61,879.00	1	\$61,879.00
	\$66,723.00	1	\$66,723.00
	\$53,858.04	1	\$53,858.04
	\$54,146.00	1	\$54,146.00
	\$42,618.00	1	\$42,618.00
	\$61,723.00	1	\$61,723.00
	\$10,767.02	1	\$10,767.02
	\$51,568.00	1	\$51,568.00
	\$21,294.66	1	\$21,294.66
	\$34,085.92	1	\$34,085.92
	\$46,879.00	1	\$46,879.00
	\$42,618.00	1	\$42,618.00
	\$42,618.00	1	\$42,618.00
	\$49,223.00	1	\$49,223.00
	\$20,683.71	1	\$20,683.71
	\$42,618.00	1	\$42,618.00
	\$9,834.90	1	\$9,834.90
	\$39,610.16	1	\$39,610.16
	\$17,011.32	1	\$17,011.32
	\$37,864.37	1	\$37,864.37
	\$51,568.00	1	\$51,568.00
	\$45,335.74	1	\$45,335.74
	\$52,182.52	1	\$52,182.52

PROBATION PERSONNEL SALARIES 2014

	SALARY	# EMPLOYEES	TOTAL
St. Joseph			
	\$5,930.60	1	\$5,930.60
	\$34,660.12	1	\$34,660.12
	\$39,932.10	1	\$39,932.10
	\$59,329.93	1	\$59,329.93
	\$46,879.00	1	\$46,879.00
			PERSONNEL TOTAL: \$1,143,441.11
Clerical Personnel	\$32,083.13	1	\$32,083.13
	\$26,163.00	1	\$26,163.00
	\$26,163.00	1	\$26,163.00
	\$26,163.00	1	\$26,163.00
	\$23,945.24	1	\$23,945.24
			PERSONNEL TOTAL: \$134,517.37
			OFFICE SUB-TOTAL: \$1,277,958.48
			TOTAL FRINGE BENEFITS: \$0.00
			OFFICE TOTAL: \$1,277,958.48
			COUNTY SUB-TOTAL: \$3,227,309.55
			TOTAL FRINGE BENEFITS: \$847,459.09
			COUNTY TOTAL: \$4,074,768.64
Scott			
PROBATION			
Chief Probation Officer	\$64,223.00	1	\$64,223.00
	\$30,389.00	1	\$30,389.00
	\$55,768.00	1	\$55,768.00
	\$49,223.00	1	\$49,223.00
	\$18,031.00	1	\$18,031.00
			PERSONNEL TOTAL: \$217,634.00
Clerical Personnel	\$27,009.00	2	\$54,018.00
			PERSONNEL TOTAL: \$54,018.00
			OFFICE SUB-TOTAL: \$271,652.00
			TOTAL FRINGE BENEFITS: \$0.00
			OFFICE TOTAL: \$271,652.00
			COUNTY SUB-TOTAL: \$271,652.00
			TOTAL FRINGE BENEFITS: \$0.00
			COUNTY TOTAL: \$271,652.00
Shelby			
PROBATION			
Chief Probation Officer	\$69,664.00	1	\$69,664.00
	\$51,568.00	2	\$103,136.00
	\$42,515.00	1	\$42,515.00
	\$46,879.00	1	\$46,879.00
	\$55,256.00	1	\$55,256.00
	\$65,869.00	1	\$65,869.00

PROBATION PERSONNEL SALARIES 2014

	SALARY	# EMPLOYEES	TOTAL
Shelby			
	\$42,619.00	1	\$42,619.00
	\$37,962.00	1	\$37,962.00
	\$42,047.00	1	\$42,047.00
	\$40,939.00	1	\$40,939.00
	\$40,989.00	1	\$40,989.00
		PERSONNEL TOTAL:	\$587,875.00
Clerical Personnel	\$10,830.00	1	\$10,830.00
	\$27,963.00	1	\$27,963.00
	\$9,717.00	1	\$9,717.00
	\$30,140.00	1	\$30,140.00
	\$23,016.00	1	\$23,016.00
		PERSONNEL TOTAL:	\$101,666.00
		OFFICE SUB-TOTAL:	\$689,541.00
		TOTAL FRINGE BENEFITS:	\$134,414.00
		OFFICE TOTAL:	\$823,955.00
		COUNTY SUB-TOTAL:	\$689,541.00
		TOTAL FRINGE BENEFITS:	\$134,414.00
		COUNTY TOTAL:	\$823,955.00
Spencer			
PROBATION			
Chief Probation Officer	\$61,723.00	1	\$61,723.00
	\$42,618.00	1	\$42,618.00
		PERSONNEL TOTAL:	\$104,341.00
Clerical Personnel	\$30,460.00	1	\$30,460.00
		PERSONNEL TOTAL:	\$30,460.00
		OFFICE SUB-TOTAL:	\$134,801.00
		TOTAL FRINGE BENEFITS:	\$28,044.93
		OFFICE TOTAL:	\$162,845.93
		COUNTY SUB-TOTAL:	\$134,801.00
		TOTAL FRINGE BENEFITS:	\$28,044.93
		COUNTY TOTAL:	\$162,845.93
Starke			
PROBATION			
Chief Probation Officer	\$64,223.00	1	\$64,223.00
	\$59,146.00	1	\$59,146.00
	\$44,718.50	1	\$44,718.50
	\$42,618.00	1	\$42,618.00
		PERSONNEL TOTAL:	\$210,705.50
Clerical Personnel	\$26,966.00	1	\$26,966.00
		PERSONNEL TOTAL:	\$26,966.00
Other Personnel	\$3,420.00	1	\$3,420.00
		PERSONNEL TOTAL:	\$3,420.00

PROBATION PERSONNEL SALARIES 2014

	SALARY	# EMPLOYEES	TOTAL
			OFFICE SUB-TOTAL: \$241,091.50
			TOTAL FRINGE BENEFITS: \$0.00
			OFFICE TOTAL: \$241,091.50
			COUNTY SUB-TOTAL: \$241,091.50
			TOTAL FRINGE BENEFITS: \$0.00
			COUNTY TOTAL: \$241,091.50
Steuben			
PROBATION			
Chief Probation Officer	\$64,223.00	1	\$64,223.00
	\$46,879.00	2	\$93,758.00
	\$51,568.00	1	\$51,568.00
	\$59,559.00	1	\$59,559.00
	\$56,723.00	1	\$56,723.00
			PERSONNEL TOTAL: \$325,831.00
Clerical Personnel	\$29,652.00	1	\$29,652.00
	\$27,663.00	1	\$27,663.00
			PERSONNEL TOTAL: \$57,315.00
			OFFICE SUB-TOTAL: \$383,146.00
			TOTAL FRINGE BENEFITS: \$94,568.00
			OFFICE TOTAL: \$477,714.00
			COUNTY SUB-TOTAL: \$383,146.00
			TOTAL FRINGE BENEFITS: \$94,568.00
			COUNTY TOTAL: \$477,714.00
Sullivan			
PROBATION			
Chief Probation Officer	\$59,146.00	1	\$59,146.00
	\$33,018.00	1	\$33,018.00
	\$42,618.00	1	\$42,618.00
			PERSONNEL TOTAL: \$134,782.00
Clerical Personnel	\$26,460.00	1	\$26,460.00
			PERSONNEL TOTAL: \$26,460.00
			OFFICE SUB-TOTAL: \$161,242.00
			TOTAL FRINGE BENEFITS: \$0.00
			OFFICE TOTAL: \$161,242.00
			COUNTY SUB-TOTAL: \$161,242.00
			TOTAL FRINGE BENEFITS: \$0.00
			COUNTY TOTAL: \$161,242.00
Switzerland			
PROBATION			
Chief Probation Officer	\$47,618.00	1	\$47,618.00
			PERSONNEL TOTAL: \$47,618.00
Clerical Personnel	\$2,497.00	1	\$2,497.00
	\$7,366.00	1	\$7,366.00

PROBATION PERSONNEL SALARIES 2014

	SALARY	# EMPLOYEES	TOTAL
Switzerland			
	\$1,902.00	1	\$1,902.00
			PERSONNEL TOTAL: \$11,765.00
			OFFICE SUB-TOTAL: \$59,383.00
			TOTAL FRINGE BENEFITS: \$0.00
			OFFICE TOTAL: \$59,383.00
			COUNTY SUB-TOTAL: \$59,383.00
			TOTAL FRINGE BENEFITS: \$0.00
			COUNTY TOTAL: \$59,383.00
Tippecanoe			
PROBATION			
Chief Probation Officer	\$71,657.21	1	\$71,657.21
	\$47,618.00	1	\$47,618.00
	\$52,946.00	1	\$52,946.00
	\$51,568.00	1	\$51,568.00
	\$46,879.00	1	\$46,879.00
	\$42,618.00	1	\$42,618.00
	\$36,497.00	1	\$36,497.00
	\$32,199.00	1	\$32,199.00
	\$32,199.00	1	\$32,199.00
	\$30,839.00	1	\$30,839.00
	\$51,568.00	1	\$51,568.00
	\$56,723.00	1	\$56,723.00
	\$42,618.00	1	\$42,618.00
	\$42,618.00	1	\$42,618.00
	\$49,223.00	1	\$49,223.00
	\$32,924.00	1	\$32,924.00
	\$56,723.00	1	\$56,723.00
	\$46,879.00	1	\$46,879.00
	\$36,641.00	1	\$36,641.00
	\$56,723.00	1	\$56,723.00
	\$38,432.00	1	\$38,432.00
	\$42,618.00	1	\$42,618.00
	\$42,618.00	1	\$42,618.00
	\$42,619.00	1	\$42,619.00
	\$42,618.00	1	\$42,618.00
	\$51,568.00	1	\$51,568.00
	\$42,618.00	1	\$42,618.00
	\$46,879.00	1	\$46,879.00
			PERSONNEL TOTAL: \$1,267,630.21
Clerical Personnel	\$38,481.00	1	\$38,481.00
	\$34,000.00	1	\$34,000.00
			PERSONNEL TOTAL: \$72,481.00

PROBATION PERSONNEL SALARIES 2014

	SALARY	# EMPLOYEES	TOTAL
Tippecanoe			
Other Personnel	\$14,000.00	1	\$14,000.00
	\$9,000.00	1	\$9,000.00
	\$14,000.00	1	\$14,000.00
	\$9,000.00	1	\$9,000.00
	PERSONNEL TOTAL:		\$46,000.00
	OFFICE SUB-TOTAL:		\$1,386,111.21
	TOTAL FRINGE BENEFITS:		\$0.00
	OFFICE TOTAL:		\$1,386,111.21
	COUNTY SUB-TOTAL:		\$1,386,111.21
	TOTAL FRINGE BENEFITS:		\$0.00
	COUNTY TOTAL:		\$1,386,111.21
Tipton			
PROBATION			
Chief Probation Officer	\$65,323.00	1	\$65,323.00
	\$51,568.00	1	\$51,568.00
	PERSONNEL TOTAL:		\$116,891.00
Clerical Personnel	\$28,100.00	1	\$28,100.00
	\$5,209.00	1	\$5,209.00
	PERSONNEL TOTAL:		\$33,309.00
	OFFICE SUB-TOTAL:		\$150,200.00
	TOTAL FRINGE BENEFITS:		\$0.00
	OFFICE TOTAL:		\$150,200.00
	COUNTY SUB-TOTAL:		\$150,200.00
	TOTAL FRINGE BENEFITS:		\$0.00
	COUNTY TOTAL:		\$150,200.00
Union			
PROBATION			
Chief Probation Officer	\$46,273.00	1	\$46,273.00
	\$42,618.00	1	\$42,618.00
	PERSONNEL TOTAL:		\$88,891.00
Clerical Personnel	\$25,967.00	0	\$25,967.00
	PERSONNEL TOTAL:		\$25,967.00
	OFFICE SUB-TOTAL:		\$114,858.00
	TOTAL FRINGE BENEFITS:		\$13,940.84
	OFFICE TOTAL:		\$128,798.84
	COUNTY SUB-TOTAL:		\$114,858.00
	TOTAL FRINGE BENEFITS:		\$13,940.84
	COUNTY TOTAL:		\$128,798.84
Vanderburgh			
PROBATION			
Chief Probation Officer	\$66,723.00	1	\$66,723.00
	\$44,580.00	5	\$222,900.00

PROBATION PERSONNEL SALARIES 2014

	SALARY	# EMPLOYEES	TOTAL
Vanderburgh			
	\$51,879.00	1	\$51,879.00
	\$26,093.00	1	\$26,093.00
	\$46,879.00	2	\$93,758.00
	\$61,263.00	1	\$61,263.00
	\$62,213.00	1	\$62,213.00
	\$66,723.00	1	\$66,723.00
	\$42,525.00	3	\$127,575.00
	\$40,568.00	3	\$121,704.00
	\$59,559.00	1	\$59,559.00
	\$56,723.00	1	\$56,723.00
	\$45,191.00	2	\$90,382.00
	\$49,908.00	2	\$99,816.00
	\$47,246.00	1	\$47,246.00
	\$56,931.00	1	\$56,931.00
	\$67,775.00	3	\$203,325.00
	\$49,401.00	1	\$49,401.00
	\$54,265.00	1	\$54,265.00
		PERSONNEL TOTAL:	\$1,618,479.00
Clerical Personnel	\$10,488.00	1	\$10,488.00
	\$40,815.00	1	\$40,815.00
	\$37,715.00	1	\$37,715.00
	\$53,074.00	1	\$53,074.00
	\$34,342.00	3	\$103,026.00
	\$3,916.38	4	\$15,665.52
	\$38,799.00	2	\$77,598.00
	\$33,071.00	1	\$33,071.00
	\$26,222.00	1	\$26,222.00
		PERSONNEL TOTAL:	\$397,674.52
		OFFICE SUB-TOTAL:	\$2,016,153.52
		TOTAL FRINGE BENEFITS:	\$715,684.11
		OFFICE TOTAL:	\$2,731,837.63
		COUNTY SUB-TOTAL:	\$2,016,153.52
		TOTAL FRINGE BENEFITS:	\$715,684.11
		COUNTY TOTAL:	\$2,731,837.63
Vermillion			
PROBATION			
Chief Probation Officer	\$61,723.00	1	\$61,723.00
	\$41,273.00	1	\$41,273.00
		PERSONNEL TOTAL:	\$102,996.00
Clerical Personnel	\$32,121.70	1	\$32,121.70
		PERSONNEL TOTAL:	\$32,121.70

PROBATION PERSONNEL SALARIES 2014

	SALARY	# EMPLOYEES	TOTAL
			OFFICE SUB-TOTAL: \$135,117.70
			TOTAL FRINGE BENEFITS: \$82,404.06
			OFFICE TOTAL: \$217,521.76
			COUNTY SUB-TOTAL: \$135,117.70
			TOTAL FRINGE BENEFITS: \$82,404.06
			COUNTY TOTAL: \$217,521.76
Vigo			
ADULT PROBATION			
Chief Probation Officer	\$66,723.02	1	\$66,723.02
	\$56,722.12	1	\$56,722.12
	\$59,559.50	1	\$59,559.50
	\$46,879.56	1	\$46,879.56
	\$42,234.32	1	\$42,234.32
	\$43,830.27	1	\$43,830.27
	\$33,885.60	1	\$33,885.60
	\$28,467.60	1	\$28,467.60
	\$11,387.04	1	\$11,387.04
	\$35,560.41	1	\$35,560.41
			PERSONNEL TOTAL: \$425,249.44
Clerical Personnel	\$31,071.04	1	\$31,071.04
	\$30,608.76	1	\$30,608.76
	\$32,028.36	1	\$32,028.36
			PERSONNEL TOTAL: \$93,708.16
			OFFICE SUB-TOTAL: \$518,957.60
			TOTAL FRINGE BENEFITS: \$0.00
			OFFICE TOTAL: \$518,957.60
JUVENILE PROBATION			
Chief Probation Officer	\$64,233.00	1	\$64,233.00
	\$33,196.00	1	\$33,196.00
	\$56,723.00	1	\$56,723.00
	\$51,568.00	1	\$51,568.00
	\$54,146.00	1	\$54,146.00
	\$42,618.00	2	\$85,236.00
			PERSONNEL TOTAL: \$345,102.00
Clerical Personnel	\$27,870.00	1	\$27,870.00
	\$37,556.00	1	\$37,556.00
			PERSONNEL TOTAL: \$65,426.00
			OFFICE SUB-TOTAL: \$410,528.00
			TOTAL FRINGE BENEFITS: \$105,019.69
			OFFICE TOTAL: \$515,547.69
			COUNTY SUB-TOTAL: \$929,485.60
			TOTAL FRINGE BENEFITS: \$105,019.69
			COUNTY TOTAL: \$1,034,505.29

Wabash

PROBATION PERSONNEL SALARIES 2014

	SALARY	# EMPLOYEES	TOTAL
PROBATION			
Chief Probation Officer	\$57,817.00	1	\$57,817.00
	\$52,817.00	1	\$52,817.00
	\$33,860.00	1	\$33,860.00
	\$35,764.00	1	\$35,764.00
	\$40,394.00	1	\$40,394.00
	\$45,978.00	1	\$45,978.00
	\$35,910.00	1	\$35,910.00
	\$37,667.00	1	\$37,667.00
	\$43,470.00	1	\$43,470.00
		PERSONNEL TOTAL:	\$383,677.00
Clerical Personnel	\$31,042.00	1	\$31,042.00
	\$28,389.00	1	\$28,389.00
		PERSONNEL TOTAL:	\$59,431.00
Other Personnel	\$30,542.00	1	\$30,542.00
		PERSONNEL TOTAL:	\$30,542.00
		OFFICE SUB-TOTAL:	\$473,650.00
		TOTAL FRINGE BENEFITS:	\$0.00
		OFFICE TOTAL:	\$473,650.00
		COUNTY SUB-TOTAL:	\$473,650.00
		TOTAL FRINGE BENEFITS:	\$0.00
		COUNTY TOTAL:	\$473,650.00
Warren			
PROBATION			
Chief Probation Officer	\$61,722.70	1	\$61,722.70
	\$36,927.80	1	\$36,927.80
		PERSONNEL TOTAL:	\$98,650.50
Clerical Personnel	\$27,303.90	1	\$27,303.90
		PERSONNEL TOTAL:	\$27,303.90
		OFFICE SUB-TOTAL:	\$125,954.40
		TOTAL FRINGE BENEFITS:	\$0.00
		OFFICE TOTAL:	\$125,954.40
		COUNTY SUB-TOTAL:	\$125,954.40
		TOTAL FRINGE BENEFITS:	\$0.00
		COUNTY TOTAL:	\$125,954.40
Warrick			
PROBATION			
Chief Probation Officer	\$64,559.00	1	\$64,559.00
	\$56,568.00	1	\$56,568.00
	\$51,568.00	1	\$51,568.00
	\$44,748.00	1	\$44,748.00
		PERSONNEL TOTAL:	\$217,443.00

PROBATION PERSONNEL SALARIES 2014

	SALARY	# EMPLOYEES	TOTAL
			OFFICE SUB-TOTAL: \$217,443.00
			TOTAL FRINGE BENEFITS: \$0.00
			OFFICE TOTAL: \$217,443.00
			COUNTY SUB-TOTAL: \$217,443.00
			TOTAL FRINGE BENEFITS: \$0.00
			COUNTY TOTAL: \$217,443.00
Washington			
PROBATION			
Chief Probation Officer	\$64,723.00	1	\$64,723.00
	\$49,723.00	1	\$49,723.00
	\$47,700.00	1	\$47,700.00
	\$47,379.00	1	\$47,379.00
	\$38,514.00	1	\$38,514.00
	\$32,517.00	1	\$32,517.00
			PERSONNEL TOTAL: \$280,556.00
Clerical Personnel	\$26,001.00	1	\$26,001.00
	\$25,416.00	1	\$25,416.00
			PERSONNEL TOTAL: \$51,417.00
			OFFICE SUB-TOTAL: \$331,973.00
			TOTAL FRINGE BENEFITS: \$40,000.00
			OFFICE TOTAL: \$371,973.00
			COUNTY SUB-TOTAL: \$331,973.00
			TOTAL FRINGE BENEFITS: \$40,000.00
			COUNTY TOTAL: \$371,973.00

Wayne			
PROBATION			
Chief Probation Officer	\$21,343.39	1	\$21,343.39
	\$66,156.00	1	\$66,156.00
	\$54,188.68	1	\$54,188.68
	\$45,364.17	1	\$45,364.17
	\$12,062.81	1	\$12,062.81
	\$43,072.38	1	\$43,072.38
	\$55,143.87	1	\$55,143.87
	\$11,300.91	1	\$11,300.91
	\$53,213.70	1	\$53,213.70
	\$16,945.60	1	\$16,945.60
	\$53,213.70	1	\$53,213.70
	\$33,581.68	1	\$33,581.68
	\$62,040.62	1	\$62,040.62
	\$55,143.87	1	\$55,143.87
	\$51,311.05	1	\$51,311.05
	\$53,213.70	1	\$53,213.70
	\$43,916.83	1	\$43,916.83

PROBATION PERSONNEL SALARIES 2014

	SALARY	# EMPLOYEES	TOTAL
Wayne			
	\$49,324.65	1	\$49,324.65
			PERSONNEL TOTAL: \$780,537.61
Clerical Personnel	\$14,495.88	1	\$14,495.88
	\$34,305.95	1	\$34,305.95
	\$24,871.46	1	\$24,871.46
	\$26,467.20	1	\$26,467.20
			PERSONNEL TOTAL: \$100,140.49
			OFFICE SUB-TOTAL: \$880,678.10
			TOTAL FRINGE BENEFITS: \$361,943.56
			OFFICE TOTAL: \$1,242,621.66
			COUNTY SUB-TOTAL: \$880,678.10
			TOTAL FRINGE BENEFITS: \$361,943.56
			COUNTY TOTAL: \$1,242,621.66
Wells			
PROBATION			
Chief Probation Officer	\$69,390.00	1	\$69,390.00
	\$58,942.00	1	\$58,942.00
	\$54,656.00	1	\$54,656.00
	\$47,428.00	1	\$47,428.00
	\$49,283.00	1	\$49,283.00
	\$27,819.00	1	\$27,819.00
	\$14,496.00	1	\$14,496.00
			PERSONNEL TOTAL: \$322,014.00
Clerical Personnel	\$30,446.00	2	\$60,892.00
			PERSONNEL TOTAL: \$60,892.00
Other Personnel	\$236.25	1	\$236.25
			PERSONNEL TOTAL: \$236.25
			OFFICE SUB-TOTAL: \$383,142.25
			TOTAL FRINGE BENEFITS: \$90,323.00
			OFFICE TOTAL: \$473,465.25
			COUNTY SUB-TOTAL: \$383,142.25
			TOTAL FRINGE BENEFITS: \$90,323.00
			COUNTY TOTAL: \$473,465.25
White			
PROBATION			
Chief Probation Officer	\$59,068.00	1	\$59,068.00
	\$42,618.00	2	\$85,236.00
	\$46,879.00	1	\$46,879.00
			PERSONNEL TOTAL: \$191,183.00
Clerical Personnel	\$26,494.00	0	\$26,494.00
	\$28,020.00	1	\$28,020.00
			PERSONNEL TOTAL: \$54,514.00

PROBATION PERSONNEL SALARIES 2014

	SALARY	# EMPLOYEES	TOTAL
			OFFICE SUB-TOTAL: \$245,697.00
			TOTAL FRINGE BENEFITS: \$0.00
			OFFICE TOTAL: \$245,697.00
			COUNTY SUB-TOTAL: \$245,697.00
			TOTAL FRINGE BENEFITS: \$0.00
			COUNTY TOTAL: \$245,697.00
Whitley			
PROBATION			
Chief Probation Officer	\$60,594.60	1	\$60,594.60
	\$34,449.49	1	\$34,449.49
	\$11,347.38	1	\$11,347.38
	\$39,358.67	1	\$39,358.67
	\$32,653.00	1	\$32,653.00
			PERSONNEL TOTAL: \$178,403.14
Clerical Personnel	\$30,575.75	1	\$30,575.75
	\$25,212.07	1	\$25,212.07
			PERSONNEL TOTAL: \$55,787.82
			OFFICE SUB-TOTAL: \$234,190.96
			TOTAL FRINGE BENEFITS: \$0.00
			OFFICE TOTAL: \$234,190.96
			COUNTY SUB-TOTAL: \$234,190.96
			TOTAL FRINGE BENEFITS: \$0.00
			COUNTY TOTAL: \$234,190.96

PROBATION PERSONNEL SALARIES 2014

TOTAL

STATE TOTALS	
GRAND TOTAL CIRCUIT, SUPERIOR and PROBATE:	
GRAND TOTAL CHIEF PROBATION OFFICERS:	\$6,822,024.82
GRAND TOTAL OTHER PROBATION OFFICERS:	\$55,260,340.03
GRAND TOTAL CLERICAL PERSONNEL:	\$9,685,666.08
GRAND TOTAL OTHER PERSONNEL:	\$4,196,029.71
<hr/>	
SUB-TOTAL:	\$75,964,060.64
TOTAL FRINGE BENEFITS:	\$12,082,813.88
<hr/>	
TOTAL:	\$88,046,874.52
<hr/>	
GRAND TOTAL CITY & TOWN:	
GRAND TOTAL CHIEF PROBATION OFFICERS:	\$719,371.97
GRAND TOTAL OTHER PROBATION OFFICERS:	\$553,002.60
GRAND TOTAL CLERICAL PERSONNEL:	\$452,000.25
GRAND TOTAL OTHER PERSONNEL:	\$72,560.21
<hr/>	
SUB-TOTAL:	\$1,796,935.03
TOTAL FRINGE BENEFITS:	\$110,357.72
<hr/>	
TOTAL:	\$1,907,292.75
<hr/>	
STATE SUB-TOTAL:	\$77,760,995.67
STATE TOTAL FRINGE BENEFITS:	\$12,193,171.60
<hr/>	
STATE GRAND TOTAL:	\$89,954,167.27

PROBATION REPORT
2014 RESTITUTION

	RESTITUTION TOTAL
<hr/>	
ADAMS	
PROBATION	\$60,587
TOTAL COURTS OF RECORD:	\$60,587
COUNTY TOTAL:	\$60,587
<hr/>	
ALLEN	
ADULT PROBATION	\$377,200
JUVENILE PROBATION	\$15,186
TOTAL COURTS OF RECORD:	\$392,386
COUNTY TOTAL:	\$392,386
<hr/>	
BARTHOLOMEW	
PROBATION	\$82,107
TOTAL COURTS OF RECORD:	\$82,107
COUNTY TOTAL:	\$82,107
<hr/>	
BENTON	
PROBATION	\$22,620
TOTAL COURTS OF RECORD:	\$22,620
COUNTY TOTAL:	\$22,620
<hr/>	
BLACKFORD	
PROBATION	\$3,720
TOTAL COURTS OF RECORD:	\$3,720
COUNTY TOTAL:	\$3,720
<hr/>	
BOONE	
PROBATION	\$78,814
TOTAL COURTS OF RECORD:	\$78,814
COUNTY TOTAL:	\$78,814
<hr/>	
BROWN	
PROBATION	\$27,944
TOTAL COURTS OF RECORD:	\$27,944
COUNTY TOTAL:	\$27,944
<hr/>	
CARROLL	
PROBATION	\$35,246
TOTAL COURTS OF RECORD:	\$35,246
COUNTY TOTAL:	\$35,246
<hr/>	
CASS	
ADULT PROBATION	\$99,233
JUVENILE PROBATION	\$0
TOTAL COURTS OF RECORD:	\$99,233
COUNTY TOTAL:	\$99,233

PROBATION REPORT
2014 RESTITUTION

	RESTITUTION TOTAL
<hr/>	
CLARK	
PROBATION	\$113,956
TOTAL COURTS OF RECORD:	\$113,956
CLARKSVILLE TOWN PROBATION	\$4,243
JEFFERSONVILLE CITY PROBATION	\$0
TOTAL CITY & TOWN:	\$4,243
COUNTY TOTAL:	\$118,199
<hr/>	
CLAY	
PROBATION	\$36,597
TOTAL COURTS OF RECORD:	\$36,597
COUNTY TOTAL:	\$36,597
<hr/>	
CLINTON	
PROBATION	\$58,136
TOTAL COURTS OF RECORD:	\$58,136
COUNTY TOTAL:	\$58,136
<hr/>	
CRAWFORD	
PROBATION	\$0
TOTAL COURTS OF RECORD:	\$0
COUNTY TOTAL:	\$0
<hr/>	
DAVIESS	
PROBATION	\$27,644
TOTAL COURTS OF RECORD:	\$27,644
COUNTY TOTAL:	\$27,644
<hr/>	
DEARBORN	
PROBATION	\$137,508
TOTAL COURTS OF RECORD:	\$137,508
COUNTY TOTAL:	\$137,508
<hr/>	
DECATUR	
ADULT PROBATION	\$27,159
JUVENILE PROBATION	\$765
TOTAL COURTS OF RECORD:	\$27,924
COUNTY TOTAL:	\$27,924
<hr/>	
DEKALB	
PROBATION	\$31,780
TOTAL COURTS OF RECORD:	\$31,780
COUNTY TOTAL:	\$31,780
<hr/>	
DELAWARE	
ADULT PROBATION	\$32,533
JUVENILE PROBATION	\$0
TOTAL COURTS OF RECORD:	\$32,533
MUNCIE CITY PROBATION	\$9,552
TOTAL CITY & TOWN:	\$9,552
COUNTY TOTAL:	\$42,085

PROBATION REPORT
2014 RESTITUTION

	RESTITUTION TOTAL
<hr/>	
DUBOIS	
PROBATION	\$71,775
TOTAL COURTS OF RECORD:	\$71,775
COUNTY TOTAL:	\$71,775
<hr/>	
ELKHART	
JUVENILE PROBATION	\$18,931
PROBATION	\$163,988
TOTAL COURTS OF RECORD:	\$182,919
ELKHART CITY PROBATION	\$27,930
GOSHEN CITY PROBATION	\$5,526
TOTAL CITY & TOWN:	\$33,456
COUNTY TOTAL:	\$216,375
<hr/>	
FAYETTE	
PROBATION	\$45,408
TOTAL COURTS OF RECORD:	\$45,408
COUNTY TOTAL:	\$45,408
<hr/>	
FLOYD	
PROBATION	\$75,315
TOTAL COURTS OF RECORD:	\$75,315
COUNTY TOTAL:	\$75,315
<hr/>	
FOUNTAIN	
PROBATION	\$25,080
TOTAL COURTS OF RECORD:	\$25,080
COUNTY TOTAL:	\$25,080
<hr/>	
FRANKLIN	
PROBATION	\$61,538
TOTAL COURTS OF RECORD:	\$61,538
COUNTY TOTAL:	\$61,538
<hr/>	
FULTON	
PROBATION	\$55,955
TOTAL COURTS OF RECORD:	\$55,955
COUNTY TOTAL:	\$55,955
<hr/>	
GIBSON	
PROBATION	\$41,560
TOTAL COURTS OF RECORD:	\$41,560
COUNTY TOTAL:	\$41,560
<hr/>	
GRANT	
PROBATION	\$0
TOTAL COURTS OF RECORD:	\$0
GAS CITY PROBATION	\$2,841
MARION CITY PROBATION	\$5,277
TOTAL CITY & TOWN:	\$8,118
COUNTY TOTAL:	\$8,118

PROBATION REPORT
2014 RESTITUTION

	RESTITUTION TOTAL
<hr/>	
GREENE	
PROBATION	\$10,365
TOTAL COURTS OF RECORD:	\$10,365
COUNTY TOTAL:	\$10,365
<hr/>	
HAMILTON	
PROBATION	\$172,228
TOTAL COURTS OF RECORD:	\$172,228
COUNTY TOTAL:	\$172,228
<hr/>	
HANCOCK	
PROBATION	\$94,501
TOTAL COURTS OF RECORD:	\$94,501
COUNTY TOTAL:	\$94,501
<hr/>	
HARRISON	
ADULT PROBATION	\$45,746
JUVENILE PROBATION	\$1,605
TOTAL COURTS OF RECORD:	\$47,351
COUNTY TOTAL:	\$47,351
<hr/>	
HENDRICKS	
PROBATION	\$0
TOTAL COURTS OF RECORD:	\$0
PLAINFIELD TOWN PROBATION	\$0
TOTAL CITY & TOWN:	\$0
COUNTY TOTAL:	\$0
<hr/>	
HENRY	
PROBATION	\$34,700
TOTAL COURTS OF RECORD:	\$34,700
COUNTY TOTAL:	\$34,700
<hr/>	
HOWARD	
PROBATION	\$111,550
TOTAL COURTS OF RECORD:	\$111,550
COUNTY TOTAL:	\$111,550
<hr/>	
HUNTINGTON	
PROBATION	\$36,407
TOTAL COURTS OF RECORD:	\$36,407
COUNTY TOTAL:	\$36,407
<hr/>	
JACKSON	
PROBATION	\$40,405
TOTAL COURTS OF RECORD:	\$40,405
COUNTY TOTAL:	\$40,405
<hr/>	
JASPER	
PROBATION	\$73,038
TOTAL COURTS OF RECORD:	\$73,038
COUNTY TOTAL:	\$73,038

PROBATION REPORT
2014 RESTITUTION

	RESTITUTION TOTAL
<hr/>	
JAY	
PROBATION	\$25,869
TOTAL COURTS OF RECORD:	\$25,869
COUNTY TOTAL:	\$25,869
<hr/>	
JEFFERSON	
PROBATION	\$0
TOTAL COURTS OF RECORD:	\$0
COUNTY TOTAL:	\$0
<hr/>	
JENNINGS	
PROBATION	\$28,784
TOTAL COURTS OF RECORD:	\$28,784
COUNTY TOTAL:	\$28,784
<hr/>	
JOHNSON	
PROBATION	\$119,694
TOTAL COURTS OF RECORD:	\$119,694
GREENWOOD CITY PROBATION	\$0
TOTAL CITY & TOWN:	\$0
COUNTY TOTAL:	\$119,694
<hr/>	
KNOX	
PROBATION	\$82,181
TOTAL COURTS OF RECORD:	\$82,181
COUNTY TOTAL:	\$82,181
<hr/>	
KOSCIUSKO	
PROBATION	\$109,674
TOTAL COURTS OF RECORD:	\$109,674
COUNTY TOTAL:	\$109,674
<hr/>	
LAGRANGE	
PROBATION	\$44,076
TOTAL COURTS OF RECORD:	\$44,076
COUNTY TOTAL:	\$44,076

PROBATION REPORT
2014 RESTITUTION

	RESTITUTION TOTAL
<hr/>	
LAKE	
ADULT PROBATION	\$209,807
JUVENILE PROBATION	\$8,624
JUVENILE DET CENTER	\$8,624
TOTAL COURTS OF RECORD:	\$227,055
CROWN PT. CITY PROBATION	\$1,372
E. CHICAGO CITY PROBATION	\$8,012
GARY CITY PROBATION	\$3,165
HAMMOND CITY PROBATION	\$18,015
HOBART CITY PROBATION	\$0
LOWELL TOWN PROBATION	\$0
MERRILLVILLE TOWN PROBATION	\$8,368
SCHERERVILLE TOWN PROBATION	\$7,708
WHITING CITY PROBATION	\$0
TOTAL CITY & TOWN:	\$46,640
COUNTY TOTAL:	\$273,695
<hr/>	
LAPORTE	
ADULT PROBATION	\$182,609
JUVENILE PROBATION	\$176
TOTAL COURTS OF RECORD:	\$182,785
COUNTY TOTAL:	\$182,785
<hr/>	
LAWRENCE	
PROBATION	\$72,666
TOTAL COURTS OF RECORD:	\$72,666
COUNTY TOTAL:	\$72,666
<hr/>	
MADISON	
ADULT PROBATION	\$93,391
JUVENILE PROBATION	\$7,256
TOTAL COURTS OF RECORD:	\$100,647
ANDERSON CITY PROBATION	\$5,005
ELWOOD CITY PROBATION	\$10,482
TOTAL CITY & TOWN:	\$15,487
COUNTY TOTAL:	\$116,134
<hr/>	
MARION	
PROBATION	\$0
TOTAL COURTS OF RECORD:	\$0
COUNTY TOTAL:	\$0
<hr/>	
MARSHALL	
PROBATION	\$55,517
TOTAL COURTS OF RECORD:	\$55,517
COUNTY TOTAL:	\$55,517
<hr/>	
MARTIN	
PROBATION	\$3,505
TOTAL COURTS OF RECORD:	\$3,505
COUNTY TOTAL:	\$3,505

PROBATION REPORT
2014 RESTITUTION

	RESTITUTION TOTAL
<hr/>	
MIAMI	
PROBATION	\$0
TOTAL COURTS OF RECORD:	\$0
COUNTY TOTAL:	\$0
<hr/>	
MONROE	
PROBATION	\$141,126
TOTAL COURTS OF RECORD:	\$141,126
COUNTY TOTAL:	\$141,126
<hr/>	
MONTGOMERY	
PROBATION	\$61,044
TOTAL COURTS OF RECORD:	\$61,044
COUNTY TOTAL:	\$61,044
<hr/>	
MORGAN	
PROBATION	\$35,924
TOTAL COURTS OF RECORD:	\$35,924
COUNTY TOTAL:	\$35,924
<hr/>	
NEWTON	
PROBATION	\$30,161
TOTAL COURTS OF RECORD:	\$30,161
COUNTY TOTAL:	\$30,161
<hr/>	
NOBLE	
PROBATION	\$62,217
TOTAL COURTS OF RECORD:	\$62,217
COUNTY TOTAL:	\$62,217
<hr/>	
OHIO	
PROBATION	\$0
TOTAL COURTS OF RECORD:	\$0
COUNTY TOTAL:	\$0
<hr/>	
ORANGE	
PROBATION	\$19,227
TOTAL COURTS OF RECORD:	\$19,227
COUNTY TOTAL:	\$19,227
<hr/>	
OWEN	
PROBATION	\$9,265
TOTAL COURTS OF RECORD:	\$9,265
COUNTY TOTAL:	\$9,265
<hr/>	
PARKE	
PROBATION	\$0
TOTAL COURTS OF RECORD:	\$0
COUNTY TOTAL:	\$0

PROBATION REPORT
2014 RESTITUTION

	RESTITUTION TOTAL
<hr/>	
PERRY	
PROBATION	\$52,816
TOTAL COURTS OF RECORD:	\$52,816
COUNTY TOTAL:	\$52,816
<hr/>	
PIKE	
PROBATION	\$104,001
TOTAL COURTS OF RECORD:	\$104,001
COUNTY TOTAL:	\$104,001
<hr/>	
PORTER	
ADULT PROBATION	\$0
JUVENILE PROBATION	\$10,682
TOTAL COURTS OF RECORD:	\$10,682
COUNTY TOTAL:	\$10,682
<hr/>	
POSEY	
PROBATION	\$68,358
TOTAL COURTS OF RECORD:	\$68,358
COUNTY TOTAL:	\$68,358
<hr/>	
PULASKI	
PROBATION	\$25,699
TOTAL COURTS OF RECORD:	\$25,699
COUNTY TOTAL:	\$25,699
<hr/>	
PUTNAM	
ADULT PROBATION	\$135,733
JUVENILE PROBATION	\$4,592
TOTAL COURTS OF RECORD:	\$140,325
COUNTY TOTAL:	\$140,325
<hr/>	
RANDOLPH	
PROBATION	\$25,900
TOTAL COURTS OF RECORD:	\$25,900
COUNTY TOTAL:	\$25,900
<hr/>	
RIPLEY	
PROBATION	\$51,858
TOTAL COURTS OF RECORD:	\$51,858
COUNTY TOTAL:	\$51,858
<hr/>	
RUSH	
PROBATION	\$24,151
TOTAL COURTS OF RECORD:	\$24,151
COUNTY TOTAL:	\$24,151
<hr/>	
ST. JOSEPH	
ADULT PROBATION	\$0
JUVENILE PROBATION	\$21,120
TOTAL COURTS OF RECORD:	\$21,120
COUNTY TOTAL:	\$21,120

PROBATION REPORT
2014 RESTITUTION

	RESTITUTION TOTAL
<hr/>	
SCOTT	
PROBATION	\$0
TOTAL COURTS OF RECORD:	\$0
COUNTY TOTAL:	\$0
<hr/>	
SHELBY	
PROBATION	\$203,691
TOTAL COURTS OF RECORD:	\$203,691
COUNTY TOTAL:	\$203,691
<hr/>	
SPENCER	
PROBATION	\$45,136
TOTAL COURTS OF RECORD:	\$45,136
COUNTY TOTAL:	\$45,136
<hr/>	
STARKE	
PROBATION	\$0
TOTAL COURTS OF RECORD:	\$0
COUNTY TOTAL:	\$0
<hr/>	
STEBEN	
PROBATION	\$27,753
TOTAL COURTS OF RECORD:	\$27,753
COUNTY TOTAL:	\$27,753
<hr/>	
SULLIVAN	
PROBATION	\$44,222
TOTAL COURTS OF RECORD:	\$44,222
COUNTY TOTAL:	\$44,222
<hr/>	
SWITZERLAND	
PROBATION	\$4,487
TOTAL COURTS OF RECORD:	\$4,487
COUNTY TOTAL:	\$4,487
<hr/>	
TIPPECANOE	
PROBATION	\$0
TOTAL COURTS OF RECORD:	\$0
COUNTY TOTAL:	\$0
<hr/>	
TIPTON	
PROBATION	\$20,745
TOTAL COURTS OF RECORD:	\$20,745
COUNTY TOTAL:	\$20,745
<hr/>	
UNION	
PROBATION	\$5,057
TOTAL COURTS OF RECORD:	\$5,057
COUNTY TOTAL:	\$5,057

PROBATION REPORT
2014 RESTITUTION

	RESTITUTION TOTAL
<hr/>	
VANDERBURGH	
PROBATION	\$381,542
TOTAL COURTS OF RECORD:	\$381,542
COUNTY TOTAL:	\$381,542
<hr/>	
VERMILLION	
PROBATION	\$35,645
TOTAL COURTS OF RECORD:	\$35,645
COUNTY TOTAL:	\$35,645
<hr/>	
VIGO	
ADULT PROBATION	\$170,523
JUVENILE PROBATION	\$1,260
TOTAL COURTS OF RECORD:	\$171,783
COUNTY TOTAL:	\$171,783
<hr/>	
WABASH	
PROBATION	\$79,657
TOTAL COURTS OF RECORD:	\$79,657
COUNTY TOTAL:	\$79,657
<hr/>	
WARREN	
PROBATION	\$23,777
TOTAL COURTS OF RECORD:	\$23,777
COUNTY TOTAL:	\$23,777
<hr/>	
WARRICK	
PROBATION	\$79,318
TOTAL COURTS OF RECORD:	\$79,318
COUNTY TOTAL:	\$79,318
<hr/>	
WASHINGTON	
PROBATION	\$40,313
TOTAL COURTS OF RECORD:	\$40,313
COUNTY TOTAL:	\$40,313
<hr/>	
WAYNE	
PROBATION	\$0
TOTAL COURTS OF RECORD:	\$0
COUNTY TOTAL:	\$0
<hr/>	
WELLS	
PROBATION	\$88,315
TOTAL COURTS OF RECORD:	\$88,315
COUNTY TOTAL:	\$88,315
<hr/>	
WHITE	
PROBATION	\$40,232
TOTAL COURTS OF RECORD:	\$40,232
COUNTY TOTAL:	\$40,232

PROBATION REPORT
2014 RESTITUTION

	RESTITUTION TOTAL
WHITLEY	
PROBATION	\$0
TOTAL COURTS OF RECORD:	\$0
COUNTY TOTAL:	\$0
<hr/>	
STATE TOTALS	
<hr/>	
GRAND TOTAL CIRCUIT, SUPERIOR & PROBATE:	\$5,676,830
GRAND TOTAL CITY & TOWN:	\$117,496
<hr/>	
GRAND TOTAL:	\$5,794,326

INDIANA SUPREME COURT



DIVISION OF STATE COURT ADMINISTRATION

30 S. Meridian St., Suite 500
Indianapolis, IN 46204
317/ 232.2542

COURTS.IN.GOV



On the Cover. The 1884 Tippecanoe County Courthouse, which was the largest construction project in the state when it was built. See inside for a more detailed history.

Cover photo by Karen Demerly; above photos by Garrett Dickerson.