

# 2000 Indiana Judicial Report

---

## Supreme Court of Indiana

The Honorable Randall T. Shepard, Chief Justice  
The Honorable Brent E. Dickson, Justice  
The Honorable Frank Sullivan, Jr., Justice  
The Honorable Theodore R. Boehm, Justice  
The Honorable Robert D. Rucker, Justice



*Lilia G. Judson, Executive Director*  
Division of State Court Administration  
115 West Washington Street, Suite 1080  
Indianapolis, Indiana 46204

*Phone:* (317) 232-2542  
*Fax:* (317) 233-6586

[www.IN.gov/judiciary](http://www.IN.gov/judiciary)

# INDIANA JUDICIAL REPORT

## Table of Contents

*Contents of Volume I of this annual report are available on the internet at the Division of State Court Administration website. The URL for this site is: [www.IN.gov/judiciary](http://www.IN.gov/judiciary)*

### VOLUME I

INTRODUCTION .....	1
2000 STATE OF THE JUDICIARY ADDRESS, BY CHIEF JUSTICE RANDALL T. SHEPARD.....	3
2000 REPORT OF THE DIVISION OF STATE COURT ADMINISTRATION .....	7
INDIANA JUDICIAL SYSTEM, ORGANIZATIONAL CHART .....	13
INDIANA JUDICIAL SYSTEM, DESCRIPTION .....	14
 <b>INDIANA SUPREME COURT</b>	
Fiscal 2000-2001 Case Inventories & Disposition Summary .....	20
Total Dispositions, Total Opinions, Majority Opinions .....	21
Non-majority Opinions, Certified Questions, Rehearing Dispositions .....	22
Capital Cases, Petitions for Extension of Time & Miscellaneous Orders .....	23
Disciplinary, Contempt and Related Matters .....	24
Cases Pending as of June 30, 2001 .....	25
 <b>INDIANA COURT OF APPEALS</b>	
2000 Court Summary .....	27
Summary by Judge .....	28
Caseload Statistics .....	29
Opinions Issued .....	30
Cases Handed Down .....	31
Oral Arguments Heard .....	32
Cases Pending .....	33
Age of Cases Pending .....	34
Fully-Briefed Cases Distributed .....	35
Successive Petitions for Post-Conviction Relief .....	36
Disposition of Chief Judge Matters .....	37
 <b>INDIANA TAX COURT</b>	
2000 Court Summary .....	39
 <b>INDIANA TRIAL COURTS</b>	
Caseload Reports and Case Type Descriptions .....	41
Case Filing and Disposition Trends .....	45
Case Filing Patterns .....	46
Weighted Caseload Measures (Information) .....	47
Weighted Caseload Measures (by County) .....	48
Weighted Caseload Measures (Applied to Case Categories) .....	54
Cases Filed - All Courts (Caseload Comparisons) .....	55
Cases Disposed - All Courts (Caseload Comparisons) .....	56
Circuit, Superior, Probate & County Courts (2000 Caseload Comparison - Cases Filed) .....	57

City, Town, and Small Claims Courts (2000 Caseload Comparisons - Cases Filed).....	58
Circuit, Superior, Probate & County Courts (2000 Caseload Comparison - Cases Disposed) .....	59
City, Town, and Small Claims Courts (2000 Caseload Comparison - Cases Disposed) .....	60
Cases Pending on December 31, 1999.....	61
2000 Total Cases Filed .....	62
2000 Total Cases Venued In .....	63
2000 Total Cases Transferred In .....	64
2000 Total Cases Disposed .....	65
2000 Total Cases Pending on December 31, 2000.....	66
Methods of Case Disposition Summary.....	67
Methods of Case Disposition.....	67
Jury Trials .....	68
Bench Trials .....	69
Bench Disposition .....	70
Dismissal .....	71
Guilty Plea/Admission .....	72
Default.....	73
Violations Bureau .....	74
Closed.....	75
Failure to Appear/Failure to Pay (FTA/FTP) .....	76
Transferred Out.....	77
Venued Out .....	78
Miscellaneous Case Statistics .....	79
Cases Referred to Alternative Dispute Resolution (ADR) .....	79
Pauper Counsel Appointments.....	79
Cases Held Under Advisement.....	79
GAL/CASA Appointments.....	79
Courts in Which Dispositions Exceeded New Filings .....	80
Withdrawn Jurisdiction Pursuant to T.R. 53.1 and 53.2 .....	83

## **FISCAL INFORMATION**

Indiana Trial Courts: 2000 Fiscal Information.....	85
Indiana Trial Courts: Financial Comparison Table (1987 - 2000).....	92
Judicial System Expenditures by the State of Indiana for FY 1999-2000 .....	93
Summary of 2000 Expenditures .....	94
2000 Revenues Generated - All Courts.....	95
2000 Revenues Generated - Circuit, Superior, County and Probate Courts.....	96
2000 Revenues Generated - City and Town Courts .....	97
2000 Revenues Generated - Marion County Small Claims Courts.....	98

## **ROSTERS**

Judicial Officers - Courts of Record .....	99
Minor Courts.....	103
Listing of Judicial Officers .....	105

## VOLUME II

INTRODUCTION .....	5
LISTING OF TRIAL JUDGES AND JUDICIAL OFFICERS .....	6
CASE TYPE CATEGORIES KEY .....	19

### CASELOAD TABLES - ALL COURTS

Cases Pending 1/1/00 .....	20
New Filings.....	52
Venued In .....	84
Transferred In.....	116
Cases Disposed .....	148
Cases Pending 12/31/00 .....	180

### METHOD OF CASE DISPOSITION - ALL COURTS

Jury Trials .....	212
Bench Trials.....	244
Dismissed .....	308
Guilty Plea/Admissions/Default .....	340
Violations Bureau/Closed.....	372
FTA/FTP .....	404
Venued Out.....	436
Transferred Out .....	468

### OTHER JUDICIAL ACTIVITIES

Cases Referred to ADR .....	500
Number of Special Judge Appointments.....	500
Number of Pauper Counsel Appointments .....	500
Cases Held Under Advisement .....	500
Special Judge Service .....	534

## VOLUME III

INTRODUCTION .....	3
--------------------	---

### FISCAL TABLES - EXPENDITURES FOR ALL COURTS

Salaried Personnel.....	4
Non-Salaried Personnel .....	40
Summation of Expenses.....	76

### FISCAL TABLES - REVENUES FOR ALL COURTS, EXCEPT MARION COUNTY SMALL CLAIMS

State and County Funds.....	112
Local Funds.....	135
Marion County Small Claims Court Revenues .....	160

### ROSTER

Trial Court Personnel.....	161
----------------------------	-----

# Indiana Supreme Court Division of State Court Administration

---

Lilia G. Judson, Executive Director State Court Administration

## Commission on Judicial Qualifications Judicial Nominating Commission

---

Meg Babcock, Counsel

## Trial Court Services

---

Jack L. Stark, Jr., Director

## Office of Guardian Ad Litem

---

Nancy Gettinger, Director  
Teresa Christopher, Program Coordinator

## Public Defender Commission

---

Tom Carusillo, Staff Attorney

## Division Legal Staff

---

Linda L. Loepker, Staff Attorney  
Kimberly A. Jackson, Staff Attorney  
Jana E. Mathews, Staff Attorney  
Chasity Thompson, Law Clerk

## Information Management Section

---

John J. Newman, Director  
Thomas Q. Jones, Records Manager

## Trial Court Technology

---

Kurt Snyder, Director & Counsel  
Andrew Straw, Statistical Analyst

## Pro Se Project

---

Anthony Zapata, Manager

## Automation Section

---

Rusty Lowe, Director  
Mark Roth, Deputy Director  
Tim Chiplis  
John Fortwengler  
Kevin Foster  
Sandra Wenz  
Geunsoon Yu

## Administrative Support Staff

---

Dawn Brown  
Deborah Guthrie-Jones  
Dana Hughel  
Mary Kronoshek  
Heather Malott  
Rebecca Malott  
Lori Schumacher

## Accounts Management and Payroll

---

Jennifer Cleaver

# 2000 Indiana Judicial Report

---

## Introduction

---

The 2000 Indiana Judicial Report is published by the Division of State Court Administration pursuant to Indiana Code 33-2.1-7-3. This report is a compilation of statistical data on the workload and related judicial functions of the Indiana judicial system. The period of time covered by this report is the calendar year 2000. Information is arranged in an Executive Summary (Vol. I), Caseload Information (Vol. II), and a Fiscal Report (Vol. III). Data regarding the operation of Indiana's appellate courts is also included in the Executive Summary.

The information published in this report was compiled from Quarterly Case Status Reports filed with the Division by each trial court. In addition, trial courts file a fiscal report annually summarizing their budget, expenditures, and revenue. The caseload reports of the appellate courts are compiled by the administrative offices of those courts. Fiscal data for the State of Indiana is derived from the annual report of the Auditor of the State of Indiana.

This report is not intended to be an exact accounting of funds or a complete detailing of every judicial decision. It is based on summary data and is intended to present an overview of the workload and functioning of the Indiana judiciary. As such, it is intended to be used by trial judges in evaluating their performance and monitoring the caseloads in their respective courts, by trial judges and county councils in the budgeting process, by the General Assembly and its committees in their legislative deliberations, by the Division of State Court Administration in its oversight of judicial administrative activities, and by the Indiana Supreme Court in meeting its supervisory responsibilities. Additionally, the information presented in this report is intended to provide a continuous factual basis for long-term judicial planning in the State of Indiana.

## Caseload

---

The 2000 caseload data indicates that more new cases were filed in Indiana's courts of record than in any previous year. A decline in the number of infraction, ordinance violation and misdemeanor filings in the city and town courts resulted in a reduction in the total number of cases filed in the state. Nonetheless, the 1,679,153 new cases filed in 2000 indicate an increase of 25.11% over a 10 year period. The highest rate of increase occurred in Mental Health cases, which increased by 15.47% from 1999. Increases are also evident in Felonies, Misdemeanors, Miscellaneous Criminal, Infractions, Ordinance Violations, CHINS, Juvenile Status, Paternity, Civil Plenary, Tort, Domestic Relations, Protective Order, Civil Miscellaneous and Adoption cases. Decreases in Class D Felony, Delinquency, Paternity, Juvenile Miscellaneous, Estates, Guardianships, Trusts, and Reciprocal Support cases were also reflected in the court statistics. By far the largest number of cases was Infractions, with nearly half a million cases. Distantly following Infractions were Small Claims (186,338) and Misdemeanors (137,017).

Of interest is the number of crimes compared with the state population. There was, for instance, one Felony committed for every 135 residents in the state in 2000. There were many more Misdemeanors, with one occurring for every 41 residents. The greatest number of cases, naturally, was Infractions, with one of these for every 12 residents. In 1990, there was one Felony committed for every 135 residents, one Misdemeanor for every 37 residents, and one Infraction for every 14 residents.

All Indiana courts disposed of 1,638,817 cases. Trial courts of record, by comparison, disposed of 1,270,558 cases in 2000. The most frequent method of case disposition is by Guilty Plea/Admission, with 30.59% of all cases being

disposed in this manner. Defaults accounted for 10.07% of all case dispositions. Bench trials accounted for 7.04%, and jury trials accounted for 0.12% of all case dispositions. In the courts of record, jury trials accounted for 0.16% of all types of dispositions.

More cases were also filed in the city and town courts in 2000 than in 1999. The caseload of the city and town courts consists predominantly of traffic infractions, some misdemeanors, and ordinance violations. The most significant increase occurred in infractions, which spiked upwards by over 33,000 cases in one year. Over a ten-year period, the caseload of the city and town courts increased by 19.73%. Fewer cases were filed in the Marion County Small Claims Courts in 2000 than in 1999. Over a ten-year period, the caseload of the Marion County Small Claims court has decreased by 1.25%.

This reduction is surprising, given the large statewide increase in city and town court caseload over the same period.

It is very important to note the apparent disparity between the workloads of several large counties with those of other courts around the state. Based purely on the weighted caseload numbers, it would seem that Marion County is short at least 24 judges. Allen and Lake Counties also seem to be short a significant number of judges. What these numbers do not reflect is the amount of support staff available to the judges in these counties compared with more rural areas. If one were to take into account these staff and the work they are able to displace for the judge, it would create a fuller picture of the capacity of a given court. The Division does not track support staff or measure the amount of workload it can displace for a given court, but the reader should be aware that such striking disparities in the weighted caseload section of this report do not necessarily indicate a massive need for more judges in these counties.

## Fiscal

---

Indiana's trial courts are financed primarily through county general revenue funds. State revenues fund

judicial salaries, appellate level courts, and defray some of the expenses associated with indigent criminal defense and guardian *ad litem* services for abused and neglected children. City and town funds pay for the respective city and town courts, while the townships in Marion County (the most populous Indiana County) fund the Marion County Small Claims Courts.

The fiscal data shows an overall increase in revenues and expenditures for 2000. Total expenditures by the counties, state and local units on the operation of the judicial system increased 9.6% from 1999. The total revenues generated through the operation of all of the courts increased 10.9% from 1999 levels.

The counties spent \$163,059,133 on the operation of the trial courts. The same courts, which are funded by the counties, generated a total of \$152,676,122. Of that amount, \$71,771,627 went to state level funds, and \$67,896,463 went to a variety of county level funds.

Throughout the state, all courts, including city, town, and Marion County Small Claims, generated \$152,676,122 during 2000. Of that amount, 47.01% went to state-level funds, 44.47% went to county-level funds, and 8.52% went to municipal or township level funds.

The state of Indiana spent \$69,442,071 during fiscal year 2000/2001 on the operation of the judicial system. The counties, which report on a calendar year basis, spent \$163,059,133; the cities towns and townships spent \$10,507,822 on their respective courts, for a total annual expenditure of \$243,009,026. Revenues are calculated on a calendar year basis. These figures indicate that the net cost of Indiana's judicial system was \$90,332,904 in 2000, or \$14.86 per person, based on Census 2000 population figures. Each court case cost a net \$55.12 on average.

The production of this report would not be possible without the diligent cooperation of hundreds of Indiana judges, court employees, and clerks, who remain committed to assuring access to justice and proving exceptional service to the citizens of Indiana.

# State of the Judiciary

---

**CHIEF JUSTICE RANDALL T. SHEPARD**

JANUARY 22, 2001

## ***“Counsel, Computers, Compensation, and a Few Words About Dimpled Chads”***

**Governor O'Bannon and Members of the General Assembly:**

The last few days we have celebrated that remarkable American classic, the peaceful transfer of the most powerful office in the world. Just two weeks before, the largest inauguration in Indiana history launched a renewed state administration, led by Governor O'Bannon and Lieutenant Governor Kernan.

These celebrations occur at a moment when the nation and the state have seldom had it so good. And while we sense at least a moment of economic pause, I join the sentiment expressed by Governor O'Bannon last week that there is every reason to move forward building a better Indiana, selecting carefully what is most important and acting with the fiscal restraint that has always been a hallmark of this state.

It is in that spirit that I come to report on the state of our judiciary, committed to the notion that those of us in this branch of government will never stand pat. Today, I will focus on three of the areas where we need urgently to move ahead: computers, counsel, and compensation, and then I'll say a few words about dimpled chads.

### **Courts and the Information Revolution**

---

The central mission of the judicial system is finding truth, giving justice in accordance with the law, and seeing to it that people get what they are entitled to. This last part is pretty important, and carrying out the decisions of our juries and judges makes for a lot of paper memorializing the decisions and declaring what should happen next. These papers have power: the suspension of a license, commitment to prison, release from jail, a protective order.

Over the last fifteen years we have made great progress in bringing order to the chaos this mountain of information represents. The documents used by local courts now have standard numbers, standard names, standard formats. Whether it's the Bureau of Motor Vehicles, or title researchers, or the police, people who rely on court information as a predicate for action now have a better chance than ever of finding what they need to know and understanding what it says.

Indiana's counties have spent millions bringing this mass of material into the information age. You know what the information age is like, for all of us experience it in everyday life. The credit card with the magnetic stripe. We put it in the gas pump down at the corner, and the machine knows whether it's OK to give us gas. It charges our account before we even leave the premises. It works defensively as well, for if someone steals my number and starts charging for jewelry in Italy, the machine somehow knows it's probably not me and a human being calls to ask whether there's a fraud problem.

For all the money Indiana counties have spent on court records, our world does not work like the credit card industry or even the grocery stores. If a judge in Kokomo suspends the license of a drunk driver who hurts someone, and the police in Anderson stop him the following week because he ran a red light, they'll check the electronic record, find that his license is still in good standing, hand him a traffic ticket and let him go — perhaps to the next drunk driving incident. This happens because the order suspending the license frequently does not show up in the computer for several weeks.

If a judge in Indianapolis issues a protective order for a battered spouse and the police in Noblesville find him waiting for her outside a restaurant, they likely have no way of knowing that something harmful may be about to happen. The order probably doesn't show up in their computer.

All this occurs because there has never been any central coordination of the way local court data is collected, displayed, and conveyed, despite the mil-



lions of dollars spent at the local level. We are unable to transmit information effectively and efficiently to the people who need it — here in state government, or in local government, or law enforcement, or even inside the court system itself.

This cold reality, and its consequences for citizens and for their government, have led us to devise a strategy to correct these problems, under the leadership of Justice Frank Sullivan and a committee known as the Judicial Technology and Automation Committee. This plan is the product of several years of hard work, and we are ready to move.

I've talked about this subject by mentioning the bad things that happen because government is not as well organized as the banks, or even an Internet startup, but let me mention the upside of moving ahead: judges will be able to manage their caseload more effectively, reduce the time required for things like sentencing hearings, and thus, as in Evansville, help fight the problem of jail overcrowding. Judges will be able to tell when people who come to court owe money to the state or local government, such as fines or taxes. Charged felons who show up in the courthouse even though they are wanted on outstanding warrants can be identified and taken into custody.

We are ready to make this happen. We very much appreciate the willingness of Governor O'Bannon and the State Budget Committee to recommend that the state make an investment in bringing uniformity and credibility to this situation. And we thank Chairman Bauer and Representative Cochran for including it in the budget bill as introduced.

Whether we can buy gasoline with a credit card is a matter of convenience — whether the police know to take in a repeat drunk driver or a wife beater is frequently a matter of life or death.

This is something that needs serious fixing. Borrowing a famous phrase, my request is this: "Give us the tools, and we will finish the job."

### Lawyers for People Who Are Too Poor

There are no higher values in Indiana's courts than finding the truth and doing justice under law. In the criminal part of our work, this means convicting the guilty and freeing the innocent. It means extending a second chance to those who deserve it, and holding accountable those who do not.

For more than a hundred years, Indiana has held to the ideal that in a decent society someone charged with a crime should not go to trial without a lawyer just because he or she is too poor. Indiana's right to counsel was spelled out more than a hundred years before the Supreme Court of the United States made it a national rule in *Gideon v. Wainwright*.

Of course, if this right of counsel is real, it must mean you have a lawyer who actually has the time and talent to help you. It cannot be one who is brand new and carrying hundreds of active files. That phenomenon exists, and it has generated major publicity in other states during the year just past, especially for prisoners sentenced to death.

Most of you have seen this news coverage. "Death Row Justice Derailed," said The Chicago Tribune. "Bias, Errors and Incompetence in Capital Cases." So serious were the deficiencies uncovered that the Governor of Illinois, a conservative Republican, imposed a moratorium until he "could be sure everyone sentenced to death is truly guilty."

There was a little good news in that story: it was not a story about Indiana. The decisions of this legislature and this Supreme Court and this Governor and his predecessors have over the last decade created a model for indigent death penalty representation that just in the last year has been the subject of inquiry by legislators, commissions, and judges in Illinois, Michigan, New York, Mississippi, Texas, and a host of other places.

But the quieter and for most people more pertinent progress that Indiana has made relates not to the dozen capital cases a year but to the 280,000 felony and misdemeanor cases filed each year. Many of these involve people who cannot afford a lawyer, and we know from experience that some of them are innocent. During the last two years, county commissioners, council members and judges in county after county have decided to upgrade the quality of representation they provide. They have done this in part because they believe it represents a respectable and moral policy. They have also done it on the representation, enacted in the Indiana Code, that the State would pay a part of the cost.

This move to improve access to justice has never been on the top ten in the political hit parade, but it is plain that Hoosiers want the justice in their crim-

inal courts to be meted out to those who deserve it and only to those who deserve it. This advancement has cost some money, both at the local and the state level. I thank Governor O'Bannon and the Budget Committee and the many legislators who have been willing to make good on this commitment to the counties.

It will keep Indiana out of the headlines that have plagued so many other states and instead mark us as a place that works hard at doing justice for all.

### Yes, Compensation

---

Even more than most public and private organizations, courts depend on the talents and wisdom of two public officers at the heart of the legal system, the judges and the prosecutors. Citizens who are victims of crime, or who have a family in distress, or are about to lose their job or their business all expect that the judge who makes decisions about their future will be a grown up, somebody who knows about the law and knows about life.

Attracting and retaining the kinds of people we want to be making crucial decisions about our lives requires that we offer remuneration sufficiently competitive with the private market to make good people feel they can serve in these critical positions without sacrificing the well-being of their families.

You know the history of decisions concerning pay for Indiana judges and prosecutors. It is a story of years of stagnation interrupted by occasional high-pressure catch-ups. We are now in one of those periods of stagnation. The good people who choose to serve understand that public sector salaries almost never equal those in the private sector. What they don't understand is why the disparity must widen each year they serve.

This has not been the case anywhere else. During the last four years, private sector wages have grown at a very healthy pace. Public sector wages have likewise grown respectably, as the legislature and the governor worked to do better for the state's employees. But the only full-time employees in the state's workforce of over 35,000 who have not had a raise over the last four years are the judges and prosecutors. Our state, the fourteenth largest in the nation and firmly in the middle as to prosperity, is 42nd in pay for trial judges, and we are falling fast.

This has made a difference in whom we can recruit. During the elections last fall, in eighty percent of the judicial races, one party or the other could not find a lawyer of any sort willing to take the office. This was worse than 1998, which was worse than 1996.

Competition from the private sector is a major reason – in Marion County, for example, the principal law firms will pay freshly minted, 25-year-old Class of 2001 law grads about the same amount of money in their first year of work as we pay trial judges.

The public needs to have confidence that the decisions affecting them will be made by the wisest and most able people available, and I have to believe that the citizens of Indiana would want this problem solved. You know what the politics of delay look like: the longer we go without any adjustment at all the larger the pot of money required simply to catch up and the greater the political weight of bills designed to do so.

This problem is not just a judge and prosecutor problem. It extends to people in the executive branch and to people in the legislature. The long-time freeze in pay for the General Assembly puts special pressure on citizen legislators as they struggle to meet the obligations of their day jobs back home in the district while doing their duty here.

When is a good time to fix problems like this? Is there ever a best time? It wasn't a good time ten years ago when the state's economy was suffering. It wasn't a good time last year or the year before when the state had record surpluses. I believe that the political difficulty of dealing regularly with this task demands that we do what so many other states have done. We must create a mechanism that operates on some kind of organized, incremental basis, functioning regularly to make small inflationary adjustments in public officer salaries, the same sort that most Hoosiers experience in public and private life. The compensation commission bill passed twice last year by the Senate was a good way to do this. I support it completely, and urge the House to take it up this year.

### And, Dimpled Chads

---

None of us have lived through such a period as the post-Presidential election weeks of 2000. This astounding national civics lesson emphasized if nothing else the

importance of voting and the importance of running a voting system that befits a great democracy.

As we passed each other in the halls during those weeks, many of you have asked me, "What do you make of all this?" or more often, "I'll bet you're glad you're not in Florida." Well, yes, I was relieved not to be in Florida. Let me mention two things I make of our recent experience.

First, I took some pride in the fact that reporters, lawyers, and judges deeply involved in the Florida matter, all recognizing that there were major weaknesses in the way that state handles multi-county recounts, so often pointed to a state that seemed to have a better system: Indiana.

That we have a better system is hardly an accident. It is the result of deliberations here in this legislature in the years following the famous "McRace" in the Eighth Congressional District.

Indiana's reforms have not just positioned us better to deal with state-wide or multi-county elections contests, they have also had a positive effect on the processes used in individual counties. Last fall, we had a judicial contest decided by just nine votes, and a county recorder's race decided by just seven votes, to name two, and the resulting publicity was largely local, not just because the offices were local but because the processes at work seemed to the public and the press to be orderly and reliable.

And so, during that dramatic, historic event, Bush v. Gore in the Supreme Court of the United States, one of the justices asked of the combating lawyers, "So, you think a system like Indiana's would pass constitutional muster?" and the lawyer responded, "It would be a fine start." This legislature, and all Hoosiers are entitled to be proud about that.

My other reaction was not so uplifting. As a judge, I wish it hadn't happened at all.

One wise remark uttered in the midst of the conflict was that people who run elections love landslides. Cliffhangers cause disruption, embarrassment, and anger. And so it is with moments when judges find themselves so uncomfortably close to an election, for judges hold the strong conviction that courts should have as little role as possible in the processes that lead to electing a President, or any other public official. These are not judicial moments; they are democratic moments.

I know eleven of the sixteen members of the Florida Supreme Court and the U.S. Supreme Court, and I believe that all of them wish those cases had never arrived. They would say something akin to what Abraham Lincoln said about the Civil War: "All dreaded it – all sought to avert it. Both parties deprecated war.... And the war came."

One of the reasons for wishing the contests never came was that they inevitably produced predictions about how each judge might vote based on his or her party or the president or governor who made the appointment.

Surely it is true that all of those justices started someplace; indeed most judges started someplace. Chief Justice Earl Warren was a Republican candidate for Vice-President, Justice Sherman Minton was a New Deal Democratic Senator, Chief Justice Richard Givan was a Republican member of this legislature in the 1960s, Judge Hugh Dillin was the Democratic minority leader in the House and President Pro Tem of the Senate. Justice Boehm and I ran for office on the slates of our respective parties. A judge, they sometimes say, is a lawyer who once knew a governor. Fair enough.

But serious-minded members of the judiciary, people who mean business about the oaths they take, know that the public needs more than justice that is dished out according to party affiliation. The public expects that judges will hear facts and apply law and do justice regardless of who you are, or what you're worth, or what party you belong to. Good judges do as much as human beings can to make good on that expectation. How can I resolve this case in a way that's fair and impartial, consistent with the laws? What's the just outcome without respect to person or position?

And, really, when all the dust had settled, the members of the Florida Supreme Court had ruled twice for Mr. Bush and twice for Mr. Gore, once in a decision that split those seven Democratic appointees four to three. And the Supreme Court in Washington issued its first decision by a unanimous vote and its second decision with five Republicans voting one way and two voting the opposite and with one of the Democrats voting with Bush on the applicable law. All were striving to do the best that mere mortals can to deliver justice under law for our country, putting personal preferences and party to one side.

This striving must command the allegiance of all members of the judiciary. I tell you that we will spend 2001 trying to make that happen in Indiana courtrooms.

# 2000 REPORT OF THE DIVISION OF STATE COURT ADMINISTRATION

---

## LILIA G. JUDSON, EXECUTIVE DIRECTOR

The Division of State Court Administration is a statutory office created to assist the Indiana Supreme Court in the administration and management of Indiana's judicial system. The Division staff serves under the direct authority of the Chief Justice. The Supreme Court and the General Assembly assign duties to the Division.

**1) Statistics.** Pursuant to Indiana Code 33-2.1-7-3 and Indiana Supreme Court Administrative Rules 1 and 2, the Division collects and publishes information on the caseload and fiscal activities of all courts and probation offices throughout the state. The data is published annually in a report entitled *The Indiana Judicial Service Report* and *The Indiana Probation Report*. This data provides the empirical basis for policy decisions by the Indiana Supreme Court and the Indiana General Assembly. The statistical data is gathered on a calendar year basis. The 2000 statistics indicate a continued increase in the number of cases filed in and disposed by Indiana's courts of record.

**2) Legal Responsibilities.** The Supreme Court and the Chief Justice assign the majority of the legal responsibilities of the Division. The Division legal staff serves as counsel to the Supreme Court in all matters involving attorney discipline and all requests for the appointment of special judges, special masters, and senior judges. In fiscal year 2000/2001, Division legal staff assisted the Supreme Court in disposing of ninety-five disciplinary matters. As part of this disciplinary function, Division staff conducts preliminary investigations of disciplinary grievances filed against members and staff of the Indiana Supreme Court Disciplinary Commission, attorneys who are serving as hearing officers in disciplinary cases, as well as requests for review of decisions by the Disciplinary Commission and the Indiana Commission on Judicial Qualifications.

Supreme Court rules governing the method of special judge selection call for the establishment of local rules for such selection and certification to the Supreme Court in certain unusual circumstances.

The Division maintains and monitors all local rules establishing plans for special judge selection, and reviews and processes requests for the appointment of special judges by the Supreme Court. In fiscal year 2000/2001, 122 new requests for special judge appointments were reviewed.

Various federal and state laws, rules and regulations as well as U.S. Supreme Court rulings affect the managerial and administrative responsibilities of trial judges. Since 1996, Division legal staff has provided assistance and advice to trial judges on employment related issues. Additionally, staff has provided training both on regional and local levels on issues such as Sexual Harassment Sensitivity Awareness, the Americans With Disabilities Act, the Family and Medical Leave Act, the Fair Labor Standards Act, Effectively Disciplining and Terminating Problem Employees, and Effective Use of Policies and Drug Testing.

**3) Rule Amendments, the Supreme Court Committee on Rules of Practice and Procedure.** The Executive Director of the Division serves as Executive Secretary of the Indiana Supreme Court Committee on Rules of Practice and Procedure and assists the Committee and the Supreme Court in drafting and promulgating amendments to the Indiana Rules of Court. After extensive review and public commentary, the Committee recommended and the Indiana Supreme Court adopted a new set of appellate rules for Indiana, effective January 1, 2001.

During three regional full-day seminars, staff of the Division together with staff of the Office of Supreme Court Administrator, Indiana Judicial Center, the Court of Appeals Administrator and Clerk of the Supreme Court worked with some 600 trial court clerks and employees on the implementation of the new appellate rules.

**4) Judicial Qualifications /Nominating Commission.** Pursuant to Indiana Code 33-2.1-7-3(a)(4), the Division provides legal and administrative staff support to the Indiana Commission on Judicial Qualifications and the Indiana Judicial Nominating



Commission. As part of this function, Division staff distributes, collects, and processes all Statements of Economic Interest submitted by judges and prosecuting attorneys.

**5) Senior Judge Program.** In 1989, the General Assembly enacted legislation allowing the Indiana Supreme Court to utilize the services of former judges who have been certified as Senior Judges by the Indiana Judicial Nominating Commission. The program, small at first, has grown into an invaluable resource of about eighty seasoned judicial officers who serve at minimal cost. During fiscal year 2000/2001, almost 3,600 days of service in trial courts and the Indiana Court of Appeals were logged by senior judges. The Division administers all aspects of the program, starting with certification by the Nominating Commission, processing of requests for appointments by the Supreme Court, and administering payroll and benefits for the participants. During fiscal year 2000/2001, Division staff processed 323 requests for senior judge appointments to specific courts.

**6) Weighted Caseload Measures and Caseload Redistribution Plans.** As a result of a two-year study of Indiana courts conducted by the Judicial Administration Committee of the Indiana Judicial Conference in conjunction with the Division and an independent consultant, Indiana developed and implemented a system for measuring caseloads based on relative weighing of case types. Under this process, weights are applied only to new cases coming into the system. These statistics, as well as a relative severity measure, provide the Indiana Supreme Court and the Indiana General Assembly crucial information for allocation of judicial resources.

Based on the weighted caseload data, all trial courts developed local plans for caseload redistribution first, among the courts within each county, and second, among the counties within each judicial district. Substantive and procedural changes that have taken place since the initial weighted caseload measures study prompted an update and revalidation of the weighted caseload measures system by the Judicial Administration Committee of the Judicial Conference and the Division. Completion of this reevaluation process is expected at the end of 2001.

**7) Judicial Technology and Automation Committee (JTAC), Trial Court Technology Initiative, and AIMS.** In a concerted effort to move Indiana's judicial system into the 21st century, the Indiana Supreme Court established a Judicial Technology and Automation Committee (JTAC), chaired by Justice Frank Sullivan, Jr., and staffed by the Division, to guide the Court in automating Indiana's judicial system. As a first step, JTAC, with Division staff support, provided Internet and e-mail access to all judicial officers and elected clerks by providing the necessary hardware, software, and funds for Internet service providers. Under this program, trial courts and clerks received over 130 new and 150 used computers. With funds from the same grant, the Supreme Court plans to enter into an agreement with Ivy Tech to provide to any interested judicial and court personnel training in any of the computer courses offered by Ivy Tech. JTAC's third goal is to make a legal research capability available to every judicial officer in the state through a group contract.

JTAC's efforts also met with success in the legislative funding arena. Beginning July 1, 2001, the court costs for each case filed in Indiana will include a \$2.00 technology fee which is dedicated to funding judicial technology. In addition, the legislature earmarked two million dollars for JTAC during the next biennium.

With the availability of funds, JTAC plans to move quickly during the next biennium toward implementing its long range goals of establishing connectivity between systems, implementing AIMS (Automated Information Management System) standards, and ultimately moving Indiana's courts toward a modern case management system.

**8) Indiana Conference for Legal Education Opportunity (CLEO).** Since 1997, the Division has administered the first in the nation state-sponsored Conference for Legal Education Opportunity (CLEO). The program is guided by an advisory committee, which is chaired by Chief Justice Randall T. Shepard. The goal of this program is to increase the number of minority and other disadvantaged students in Indiana's law schools. Indiana CLEO provides an intensive six-week summer institute to prepare the students for the rigors of their law school education. Those who successfully complete the institute and pursue a legal education in an Indiana law school receive a stipend. Since its

creation, the program has grown not only in the number of student fellows but also in the range of services offered. An effective summer job program, bar admission assistance, a useful newsletter, and extensive opportunities for involvement with the Indiana legal community now add to the opportunities offered through Indiana CLEO. During the fiscal year, the Division hired a full-time Indiana CLEO coordinator to help administer the growing program and continue to expand avenues for new opportunities for the students.

**9) Civil Legal Aid Fund.** Since 1997, the Division has been responsible for administering a state fund for legal assistance to indigent persons in civil cases. In July of 2000, and January of 2001, the Division made distributions, totaling one million dollars, to organizations providing civil legal aid services to Indiana's poor. The number of qualified organizations grew from eleven to twelve during the fiscal year. Distributions are based upon an analysis of each county's civil caseload, as it relates to the caseload for the entire state, and the number of organizations serving each county. During the year, preparation was made for the anticipated change in the structure of legal services for the indigent in Indiana. Under new federal guidelines, only one organization would be receiving money from the Legal Services Corporation for indigent services in Indiana. It is expected that with the merger of services and assumption of service areas, the number of providers in Indiana will decrease to ten.

In order to provide an empirical basis for evaluation of the program, the Division staff structured and instituted a data collection system whereby service providers collect and report on the services they provide to the poor in a uniform manner susceptible to analysis. The first Civil Legal Aid statistical report will be compiled in the fall of 2001.

**10) Court Improvement Grant.** The Indiana Supreme Court, through its Court Improvement Executive Committee and with the benefit of federal funds, continued a Court Improvement Project. The gist of the project is to promote and fund projects focused on improving services in cases involving abused and neglected children. The Division serves as the project director and fiscal administrator. Although the purpose and overall framework of the project are set by the U.S. Department of Health and

Human Services and the American Bar Association's Center on Children and the Law, the Supreme Court and the members of an executive committee have guided the direction of the Indiana program. During the initial phase of this multi-phased project, the committee identified several areas of particular concern, which were targeted in subsequent phases. In the second phase, eighteen county level programs aimed at expediting CHINS cases were implemented. During a third phase, efforts were focused on larger, more comprehensive improvements in the delivery of services to children in the more populous counties of Lake, Marion, Elkhart, and St. Joseph. In addition, Putnam County initiated an innovative mediation program in family court type cases with funds from the CIP grant. The Supreme Court anticipates that the innovative programs developed through this grant will markedly improve the delivery of services to Indiana's children.

**11) Information Management.** Pursuant to a statutory directive, the Division is to examine and administer the business methods and systems employed in the offices of the courts, clerks and others serving the courts and recommend necessary changes. In performing this function, the Division assists Indiana courts and clerks with managing judicial information from its creation, to maintenance, access, and disposal. A core goal is the disposal of nonpermanent records through the use of a records retention schedule promulgated by the Supreme Court. As part of this effort, the equivalent of 250 four-drawer file cabinets of records were destroyed throughout Indiana's trial courts.

The Division staff also reviewed microfilming and imaging programs in a number of courts and published updated administrative manuals on confidentiality and protective orders. Under its statutory charge, the Division develops data requirements and forms for use in protective order cases. During the reporting year, Division staff worked closely with the Protective Order Committee of the Indiana Judicial Conference on the design and deployment of new protective order forms on the Internet.

The staff conducted twenty-five on-site visits over twenty-nine days to assist courts and clerks with their information management duties. During the reporting year, the Division staff also prepared help manuals on

the new Appellate Rules, Statistics and Information Management to be used by clerk and court personnel.

**12) Accounts Management, Payroll and Claims, Judicial Benefits Coordination.** The Division maintains and administers twelve accounts, totaling approximately \$62,000,000. The administration of payroll and benefit program for all state trial court judges, prosecuting attorneys, and other judicial officials paid with state funds is part of this fiscal responsibility. The annual payroll account for this purpose is upwards of \$55,000,000 and covers approximately seven hundred individuals. Also, as part of this "paymaster" function, the Division processes and pays in excess of 3,200 claims per year for special and senior judge service.

During the reporting year, Division staff in conjunction with a committee of the Indiana Judges' Association completed the development of a current Judicial Benefits Manual. The completed product was distributed to all judges during the fall meeting of the Indiana Judicial Conference.

**13) Indiana Office of GAL/CASA.** In 1989, the Indiana General Assembly established an office of Guardian Ad Litem and Court Appointed Special Advocate services to be administered through the Division. Through this program, counties are encouraged to provide appropriate GAL/CASA services by receiving matching state funding administered by the Division and disbursed pursuant to a statutory formula. In addition, Division staff provides training and support services for local GAL/CASA programs. An advisory commission, which includes program directors and judges appointed by the Indiana Supreme Court, provides guidance. Last year, seventy-seven counties qualified for and received state GAL/CASA funds. During the reporting year, staff assisted Marshall County in establishing, training and orienting a new program. Staff participated in training volunteers in ten county programs and compiled a comprehensive report reflecting information on the number of GAL/CASA volunteers and the number of children served in Indiana. On November 4, 2000, the Division again sponsored an annual GAL/CASA state conference. Over 300 CASA volunteers, local program directors, service providers, board members and local program staff attended.

With the help of a two-year grant from the National CASA Association, the Division is providing enhanced services, which include a quarterly newsletter and quarterly regional training for program directors.

**14) Family Courts Project.** As part of his 1999/2000 budget request, Chief Justice Shepard had sought and received funding for a two-year pilot project to test ways of improving how the courts handle cases of children and families. This initiative resulted in the launching of three family court pilot projects in Monroe, Johnson and Porter Counties. A Family Court Task Force, chaired by the Hon. Margret Robb of the Indiana Court of Appeals, provides leadership and guidance for the project. Each of the three pilot counties has instituted one or more of the different family court models being tried across the country. Such models include using a family court case manager to identify problem families, linking and transferring all target cases of a household before one judicial officer, coordinating service delivery, sharing of information, and monitoring the cases to closure. Each of the pilot counties has convened a local advisory task force comprised of members of the local family law bar and representatives of other local entities involved in the processing and outcome of family cases.

In order to facilitate the smooth operation of the projects, Division staff, in conjunction with the consultant, the Task Force, and the project participants, proposed for adoption by the Supreme Court a set of unique Family Court Project Rules of Procedure to be used by the pilot counties for the duration of the project. The Supreme Court approved the proposed rules.

The Division also obtained a grant through the Indiana Criminal Justice Institute to evaluate the projects' success and to conduct a statewide needs assessment of family court principles. The evaluation is in progress and a report will be published at the end of 2001.

The success of the first three pilot sites encouraged the Court to seek and the Legislature to appropriate funds for the continuation and expansion of the project through a second phase. During such second phase, the Court will encourage the development of district-wide or multi-county family case coordination efforts with a focus on mediation services. An application process has already been initiated, and the task force expects to launch the new projects by the end of 2001.

**15) Public Defender Commission.** Pursuant to statute, the Division provides staff support to the Indiana Public Defender Commission and administers the Public Defender Fund. The Commission sets standards for indigent defense services in capital and non-capital cases and administers a program of reimbursements to qualified counties under IC 33-9-14-4. Between July 1, 2000, and June 30, 2001, staff met with judges and local officials on fifteen separate occasions and participated in five judicial district presentations. During the same period, the Commission approved eleven new counties to receive reimbursements for non-capital cases.

During the 2001 session of the General Assembly, the appropriation for the Public Defense Fund was substantially increased. For fiscal year 2001-2002, the Fund's appropriation will increase from \$2.4 million to \$6.0 million. For fiscal year 2002-2003, the appropriation will increase to \$7.0 million.

At present, forty-eight counties have comprehensive plans approved by the Commission for delivery of indigent services. Currently, over fifty percent of the state's population resides in counties eligible to receive reimbursements under the program. The Commission approved reimbursements to fourteen counties in twenty separate death penalty cases in fiscal year 2000-2001, totaling \$712,055.

The Commission temporarily suspended reimbursements in non-capital cases during the year due to a shortfall in funding. However, by the end of the fiscal year, all suspended reimbursements had been paid in full. In non-capital cases, during fiscal year 2000-2001, the Commission approved reimbursements for thirty-eight counties totaling \$3,669,318. This amount was lower than anticipated due to several counties delaying submission of fourth quarter claims in order to avoid suspension of reimbursements as set forth above. Consequently, claims for the next fiscal year should be higher than originally projected.

**16) The Internet and Traditional Publications.** The Division publishes a newsletter, *The Indiana Court Times*, which serves as a communication link with the trial courts, their staff, the clerks of court, and all other entities involved in the courts' work. During the reporting year, the Division undertook the responsibility of designing and maintaining the

website for the appellate level courts and their adjunct offices. In addition to court opinions, rule amendments, and other information about Indiana's judiciary, downloadable forms, summary statistical reports, and advisory opinions, issued by the Indiana Commission on Judicial Qualifications, are now available on the website.

**17) Automation and Technical Services.** The Technical Services Section of the Division provides technical support to all appellate level courts and their adjunct agencies and staff. The staff completed a number of important projects during the reporting year, including the installation of new computer equipment for a significant portion of the appellate judiciary. As part of that project and in conjunction with JTAC, the replaced equipment was refurbished and made available to trial courts and clerks throughout the state. The firewall protecting the network was replaced to provide a more secure environment for the courts. New network infrastructure was installed for the Supreme Court agencies and Court of Appeals upgrading old non-powered hubs to powered intelligent hubs. This included the installation of fiber optic cable to connect the various wire closets together.

Several web projects are currently under development. They include the deployment of attorneys' continuing legal education credit hours on the Internet and a listing of courses offered. Work has also been started on posting the Supreme Court, Court of Appeals, and Tax Court's docket on the Internet as well as the Roll of Attorneys.

**18) Indiana Supreme Court Commission on Race and Gender Fairness.** Sparked by concerns about race and gender fairness in Indiana's justice system, the Supreme Court, through an administrative rule, created the Indiana Supreme Court Commission on Race and Gender Fairness in 1999. The Division of State Court Administration serves as support staff to the Commission. At the request of Chief Justice Shepard, the 2001 General Assembly appropriated a distinct budget for the work of the Commission.

The Commission's charge is to study the status of race and gender fairness in the judicial system and recommend ways for improvement. The Commission has divided into subcommittees, which are studying the following topics: Language



and Cultural Barriers, Make Up of the Profession, Treatment by the Courts, and Civil, Domestic, Family, and Employment law issues, all of which are growing concerns in Indiana.

Since its inception, the Commission has researched statistical census and demographic data, identified broad issues which it will study, determined the means by which it will collect information regarding those issues and created a website and informational brochure.

During the summer of 2001, the Commission will host seven Community Forums in six locations across Indiana, which will afford all Indiana residents the opportunity to voice concerns on race and gender fairness issues in Indiana's judicial system without necessitating lengthy travel. The Community Forums commence in New Albany and conclude in Indianapolis. The Commission will host one forum in Spanish and provide Spanish interpretation at all forums. After the Community Forums, the Commission will analyze the data and produce a final report with recommendations in 2002.

Representatives of Indiana's judiciary, the practicing bar, academia, state and local governments, public organizations, and law enforcement and corrections comprise the twenty-five member Commission, chaired by former Indiana Supreme Court Justice Myra Selby. The Commission is on its way to fulfilling its mission and will provide assistance, as the Supreme Court desires, to implement any recommendations adopted by the Supreme Court.

**19) Task Force on Voice Recognition Technology Initiatives.** Chief Justice Randall Shepard appointed a six-judge *ad hoc* Task Force, chaired by Judge Daniel Vanderpool of the Wabash Circuit Court, to study innovations in court reporting systems. He further assigned Division staff to assist the Task Force in its work. The primary focus of the Task Force was to study the use of speech recognition technology in the court-reporting arena.

During the reporting year, the Task Force viewed and studied several court reporting systems. Their work culminated in a draft recommendation, which will be submitted to the Chief Justice. The Task Force plans to recommend that the Supreme Court authorize pilot projects in Floyd and Carroll counties at the expense of those counties and another two

pilot projects in Porter and Lake counties with the assistance of state funds. The Task Force is in the process of finalizing its recommendation for submission to the court.

**20) Judicial District Business Meetings.** During early 2000, in conjunction with the Indiana Judicial Center, staff helped organize judicial district business meetings for Districts 1, 2, 5, 6, and 13. During the meetings judges had an opportunity to review the district and local case redistribution plans, the progress of District *Pro Bono* Plans, update about the proposed Parenting Guidelines, and recent legislation. Business meetings for Judicial Districts 4, 7, 8, 9, 11, 12, and 13 took place in the spring of 2001.

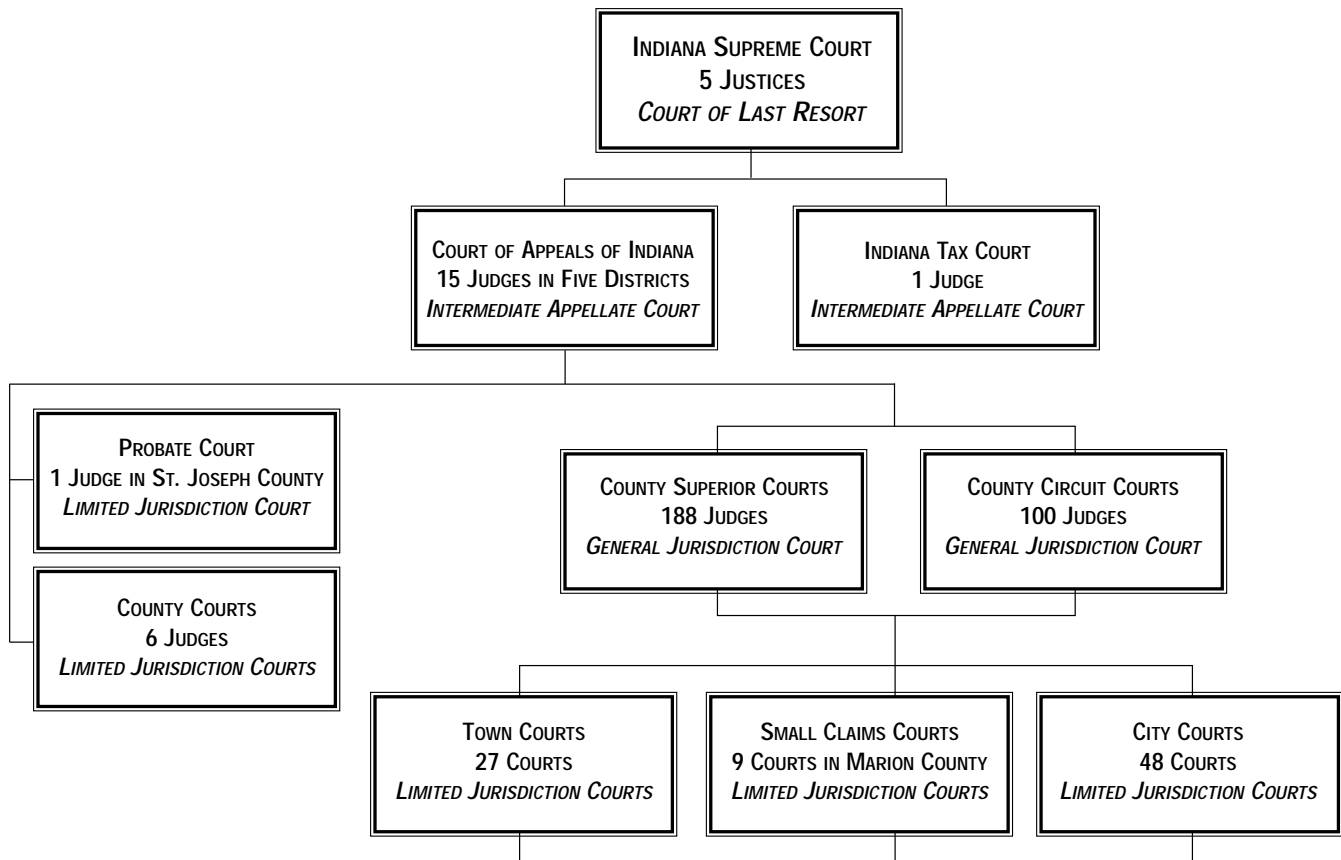
**21) Committee on Local Rules.** At the request of the Supreme Court Committee on Rules of Practice and Procedure, the Supreme Court convened a special Local Rules Committee to examine the local court rules of Indiana's courts and to recommend a model structure for such rules. The Division administers, coordinates and provides staff to the new committee, which is chaired by the Hon. Margret Robb of the Indiana Court of Appeals. The first task of the committee during the reporting year was the compilation of all existing local rules into one place. The committee expects to complete its work by the end of 2002.

**22) Indiana Project on Self-Represented Litigants.** The Indiana Supreme Court, with the assistance of the Division and the Counsel to the Chief Justice, David Remondini, recently began the groundwork for a statewide *pro se* assistance network that will provide basic resources to self represented litigants. This project is funded for one year and was made possible through a grant from the State Justice Institute. A fifteen-member committee of judges, clerks, and others dedicated to assisting *pro se* litigants guides the project. The Division will house and administer the project.

Initially, the project will involve three pilot programs in Marion, Tippecanoe and Monroe Counties. The ultimate goal of this project is the development and implementation of uniform forms for statewide use in simple domestic relations litigations. The forms will be translated and available in Spanish.

# Organizational Chart of the Indiana Judicial System

---



# Indiana Judicial System

---

## Introduction

---

The Constitution of Indiana sets out the three branches of state government, the Legislative, the Executive, and the Judicial. The Constitution also provides that the judicial power of the State of Indiana is vested in a Supreme Court, a Court of Appeals, Circuit Courts and such other courts as the General Assembly may establish.<sup>1</sup> The Supreme Court and the Court of Appeals are appellate-level courts, while the Circuit Courts are the courts of general jurisdiction.

Traditionally, Indiana's trial court system has been organized on a county basis through enabling legislation establishing courts in specific counties. As provided in the Constitution, the state has been divided into circuits which are based on county lines. Some of the less populous counties have been joined together into one circuit, although today there remain only two such circuits, each comprised of two counties.

As local needs grew and more trial courts became necessary, the Legislature created additional courts of general and limited jurisdiction, but such courts continued to be structured on a county basis with the county bearing all expenses for court operations, save the judges' salaries. The superior and county courts are such legislatively created courts. The Tax Court is another legislatively created appellate level court. For the most part, superior courts have general jurisdiction just as the circuit courts while the county courts have more limited jurisdiction.

Due to this autonomous nature of the trial courts, historically there has been little uniformity in many of the administrative operations within the judicial system. Employment of court personnel, funding, use of technology and many aspects of court operations are handled at the local level. As a result, court structure and court related serv-

es have varied widely from county to county. Recently, however, more unified administrative and recordkeeping procedures have been implemented. As a result, Indiana now has a uniform case numbering system for every case filed in the state, a uniform schedule of retention for court records, uniform microfilming standards, and a uniform recordkeeping process mandated for every trial court in the state.

All counties have circuit courts. In addition, many counties have superior courts, county courts or both. Marion County is the only county with distinct small claims courts. St. Joseph County is the only county with a specialized probate court which also has juvenile jurisdiction.

Legislation also exists enabling cities and towns to establish city and town courts. In the majority of instances, city and town courts process traffic matters. With some exceptions, the city and town court judges are not required to be attorneys.

Following is a description of the types of courts currently in existence in Indiana. For specific listings of courts in each county, see the Judicial Officer Rosters at the end of this volume. A roster of the names of judges and judicial officers appears in Volume II.

## The Indiana Supreme Court

---

The Supreme Court has five justices, one of whom is the Chief Justice of the state (selected by the Indiana Judicial Nominating Commission).<sup>2</sup>

The Supreme Court has original exclusive jurisdiction in (1) admission to the practice of law; (2) discipline and disbarment of those admitted; (3) unauthorized practice of law; (4) discipline, removal and retirement of judges; (5) exercise of jurisdiction by other courts; (6) issuance of writs necessary in aid of its jurisdiction; (7)

appeals from judgments imposing a sentence of death; (8) appeals from the denial of post-conviction relief in which the sentence was death; (9) appealable cases where a state or federal statute has been declared unconstitutional; and, (10) on petition, cases involving substantial questions of law, great public importance, or emergency.<sup>3</sup>

The justices of the Supreme Court are appointed by the Governor after nomination by a judicial nominating commission. After an initial two-year term, they run on a “Yes—No” retention ballot, and, if successful, they then serve ten-year terms.<sup>4</sup>

### **The Indiana Court of Appeals**

---

The Court of Appeals became a constitutional court under a 1970 revision of the Constitution. The Judicial Article provides that the state be divided into geographic districts by the General Assembly, and that each district have three judges.<sup>5</sup> The Court of Appeals has five districts, with a total of 15 judges.<sup>6</sup> The judges select one of their number as chief judge, and each district elects a presiding judge.<sup>7</sup> The Court of Appeals has no original jurisdiction except as authorized by Supreme Court rules to review directly final decisions of certain administrative agencies.<sup>8</sup> It has jurisdiction over all appeals not taken to the Supreme Court.

The judges of the Court of Appeals are selected in the same manner and serve the same terms as the Supreme Court justices.

### **The Indiana Tax Court**

---

The Tax Court came into existence on July 1, 1986. The Tax Court is an appellate level court with one judge who is selected in the same manner as are judges of the Court of Appeals.<sup>9</sup> The Tax Court has exclusive jurisdiction in original tax appeals, which are defined as cases that arise under the tax laws of this state and which are initial appeals of a final determination made by (1) the Department of State Revenue; or (2) the State Board of Tax Commissioners.<sup>10</sup> The principal office of the Tax Court is located in Indianapolis although a taxpayer may elect to

have all evidentiary hearings conducted in one of seven other specifically designated counties.

The Tax Court must also maintain a small claims docket for processing (1) claims for refunds from the Department of Revenue that do not exceed \$5,000 for any year; and (2) appeals of final determination of assessed value made by the State Board of Tax Commissioners that do not exceed \$15,000 for any year.<sup>11</sup> Appeals from the Tax Court are taken directly to the Supreme Court.<sup>12</sup>

### **Circuit Courts**

---

The Indiana Constitution directs that the state be divided into several circuits by the General Assembly.<sup>13</sup> Eighty-eight of a total of 92 counties constitute 88 circuits, while the remaining four counties are in two “joint” circuits with two counties each. There are 100 circuit court judges.<sup>14</sup>

The circuit courts are vested with unlimited trial jurisdiction in all cases, except when exclusive or concurrent jurisdiction is conferred upon other courts. They also have appellate jurisdiction over appeals from city and town courts.<sup>15</sup> Generally, the circuit courts in counties without superior or county courts maintain small claims and minor offenses divisions. Civil actions in which the amount sought to be recovered is less than \$3,000 and landlord and tenant actions in which the rent due at the time of the action does not exceed \$3,000 may be filed on the small claims docket.<sup>16</sup> Class D felonies, all misdemeanors, infractions and ordinance violations are heard on the minor offenses dockets.<sup>17</sup> Cases on the small claims docket are heard in a more informal atmosphere and without a jury.<sup>18</sup> In the remaining counties, the small claims docket and minor offenses docket have been established within either the superior or county court of the county.

The judges of the circuit courts (with the exception of the Vanderburgh Superior Court where the judge is elected in a nonpartisan election)<sup>19</sup> are elected every six years by the voters of each circuit.<sup>20</sup>

## Superior Courts

---

Superior courts are created by statutes enacted by the General Assembly. Though their organization and jurisdiction may vary from county to county, for the most part they are courts of general jurisdiction. They have the same appellate jurisdiction as circuit courts over appeals from city and town courts.<sup>21</sup> In some of the counties, statutory language sets up one unified Superior court with two or more judges, while others, through internal rules, operate their courts as unified county systems.

In counties which have Superior courts but no County courts, the small claims and minor offenses divisions are established in the Superior courts. These divisions have the same small claims and minor offenses dockets as the Circuit courts.

With the exception of four counties, the Superior court judges are elected at a general election for six-year terms. In Lake<sup>22</sup> and St. Joseph Counties, the Superior court judges are nominated by local nominating commissions and then appointed by the Governor for six-year terms. Thereafter, they run on a “yes — no” retention ballot. The judges of the Vanderburgh Superior Court are elected in non-partisan elections. In Allen County the Superior court judges are elected at the general election on a separate ballot without party designation. Vacancies, however, are filled by the governor from a list of three candidates nominated by the Allen County Judicial Nominating Commission.

## Probate Courts

---

St. Joseph Probate Court is the only distinct probate court remaining in Indiana. The court has one judge and has original jurisdiction in all matters pertaining to the probate of wills, appointment of guardians, assignees, executors, administrators and trustees, settlements of incompetents’ estates, and adoptions.<sup>23</sup> The court also has exclusive juvenile jurisdiction.<sup>24</sup>

The judge is selected by the voters of the county at a general election for a six-year term.

## County Courts

---

County courts began operating on January 1, 1976, when the Justice of the Peace courts were abolished. Since their establishment, there has been a steady move toward restructuring County courts into Superior courts with small claims/misdemeanor divisions. Since that time the majority of the county courts have been converted to Superior Courts.

The County courts have original and concurrent jurisdiction in all civil cases founded in contract or tort where the damages do not exceed \$10,000, possessory actions between landlord and tenant, and all actions for the possession of property where the value of the property sought to be recovered does not exceed \$10,000, Class D felonies, misdemeanor and infraction cases, and violations of local ordinances.<sup>25</sup> The County courts also have small claims dockets similar to those of the Circuit courts. Civil cases of up to \$3,000 and possessory actions between landlord and tenant, in which the rent due does not exceed \$3,000, are filed on the small claims dockets.<sup>26</sup>

The County courts are specifically precluded from exercising any jurisdiction over cases involving injunctive relief, partition of or liens on real estate, paternity, juvenile, probate, receivership or dissolution of marriage matters.<sup>27</sup> The County courts may conduct preliminary hearings in felony cases.<sup>28</sup> Appeals from the County courts, including their small claims dockets, go to the Indiana Court of Appeals in the same manner as appeals from the Circuit and Superior courts.

The County court judges are elected by the voters of the county or counties which the court serves for six-year terms.<sup>29</sup>

## Local Courts

---

City and Town courts may be created by local ordinance.<sup>30</sup> A city or town which establishes or abolishes its court must give notice to the Division of State Court Administration.<sup>31</sup> As of December 2000, there were forty-eight City courts and twenty-seven Town courts.



Jurisdiction of city courts varies depending upon the size of the city. All City courts have jurisdiction of city ordinance violations, misdemeanors and infractions.<sup>32</sup> The City courts also have civil jurisdiction of cases where the amount in controversy does not exceed \$500. They have no jurisdiction in actions for libel, slander, real estate foreclosure, where title to real estate is at issue, matters relating to decedents' estates, actions in equity and actions involving the appointment of guardians.<sup>33</sup> The civil jurisdiction of City courts in Lake County extends to cases where the amount in controversy does not exceed \$3,000.<sup>34</sup> The City courts in Lake County also have extended criminal jurisdiction so that they may hear cases involving violations of all state statutes but can only impose a fine of up to \$1,000 and a sentence of not more than one year. A City court in a third class city which is not a county seat also has civil jurisdiction of cases up to \$3,000.<sup>35</sup> City and Town courts are not courts of record, and appeals are tried *de novo* in the Circuit or Superior court of the county.<sup>36</sup> Town courts have exclusive jurisdiction of all violations of town ordinances and jurisdiction of all misdemeanors and infractions.<sup>37</sup> Appeals from judgments of a Town court are also taken to the Circuit or Superior court of the county.<sup>38</sup>

City and Town court judges are elected for four-year terms by the voters of the city or town. The judges of Anderson City Court, Avon Town Court, Brownsburg Town Court, Carmel City Court, East Chicago City Court, Gary City Court, Hammond City Court, Muncie City Court, Noblesville City Court, and Plainfield Town Court must be attorneys.<sup>39</sup>

### Small Claims Courts

Only Marion County has a distinct Small Claims Court. The Marion County Small Claims Court has nine divisions. Each division has jurisdiction in the township in which it is located. The court's jurisdiction is concurrent with the Circuit and Superior courts in all civil cases founded on contract or tort in which the claim does not

exceed \$6,000,<sup>40</sup> in actions for possession of property where the value of the property sought to be recovered does not exceed \$6,000,<sup>41</sup> and in possessory actions between landlord and tenant in which the past due rent at the time of filing does not exceed \$6,000.<sup>42</sup> The Small Claims courts have no jurisdiction in actions seeking injunctive relief, in actions involving partition of real estate, or in declaring or enforcing any lien thereon (with certain exceptions), in cases in which the appointment of a receiver is requested, or in suits for dissolution or annulment of marriage.<sup>43</sup> The Small Claims courts are not courts of record,<sup>44</sup> and appeals are tried *de novo* in the Marion Superior Court.<sup>45</sup>

The Small Claims court judges are elected by the voters within the township in which the division of the court is located. The judges serve four-year terms.<sup>46</sup>

1. Ind. Const., Art. 7, Sec. 1.
2. Ind. Const., Art. 7, Sec. 2; IC 33-2.1-2-1.
3. Ind. Const., Art. 7, Sec. 4; Ind. Rules of Ct., App. Rule 4.
4. Ind. Const., Art. 7, Sec. 11; IC 33-2.1-2-6.
5. Ind. Const., Art. 7, Sec. 5.
6. IC 33-2.1-2-2.
7. IC 33-2.1-2-4.
8. Ind. Const., Art. 7, Sec. 6; Ind. Rules of Ct., App. Rule 4(B).
9. IC 33-3-5-1 and IC 33-3-5-6.
10. IC 33-3-5-2; Ind. Tax Court Rule 2B.
11. IC 33-3-5-12. Effective 3/1/2001, the Tax Court's jurisdiction of appeals of final determinations of assessed value made by the State Board of Tax Commissioners will apply to amounts that do not exceed \$45,000. IC 33-3-5-12, as amended by P.L. 6-1997, SEC. 200.
12. IC 33-3-5-15.
13. Ind. Const., Art. 7, Sec. 7.
14. Ohio and Dearborn Counties share a circuit judge as do Jefferson and Switzerland Counties. Monroe County has 7 circuit judges. All other counties have one circuit judge. Effective 7/1/2000, the Delaware Superior Courts were converted to Circuit courts.
15. IC 33-4-4-3 and IC 33-10.1-5-9.
16. IC 33-4-3-7.

17. IC 33-4-3-11.
18. IC 33-4-3-8.
19. IC 33-5-43.2-1.
20. Ind. Const., Art. 7, Sec. 7; IC 33-10-2-11; IC 33-4-4-1.
21. IC 33-10.1-5-9.
22. Effective 1/1/89, the three Lake County Courts became Superior Courts, County Court Division. However, as the County Court Division, they continue to be elected in a political election. IC 33-5-29.5-42.5.
23. IC 33-8-2-9.
24. IC 33-8-2-10.
25. IC 33-10.5-3-1.
26. IC 33-10.5-7-1.
27. IC 33-10.5-3-2.
28. Id.
29. IC 33-10.5-4-2.
30. IC 33-10.1-1-3.
31. IC 33-10.1-1-3(e).
32. IC 33-10.1-2-2.
33. IC 33-10.1-2-3.1.
34. IC 33-10.1-2-4.
35. IC 33-10.1-2-5.
36. IC 33-10.1-5-9; IC 33-10.1-5-7(a).
37. IC 33-10.1-2-7.
38. IC 33-10.1-5-9.
39. IC 33-10.1-5-7.
40. IC 33-11.6-4-2.
41. IC 33-11.6-4-3.
42. Id.
43. IC 33-11.6-4-4.
44. IC 33-11.6-1-4.
45. IC 33-11.6-4-14.
46. IC 33-11.6-3-1 and IC 33-11.6-3-4.

# Indiana Supreme Court 2000-2001 Fiscal Annual Report

---

The Honorable Randall T. Shepard, Chief Justice  
The Honorable Brent E. Dickson, Justice  
The Honorable Frank Sullivan Jr., Justice  
The Honorable Theodore R. Boehm, Justice  
The Honorable Robert D. Rucker, Jr., Justice



Douglas Cressler, Administrator

Indiana Supreme Court  
200 West Washington Street, Room 312  
Indianapolis, Indiana 46204

*Phone:* (317) 232-2540

*Fax:* (317) 232-8365

[www.IN.gov/judiciary](http://www.IN.gov/judiciary)



# Indiana Supreme Court

## Fiscal 2000-2001 Case Inventories & Disposition Summary

	Cases Pending as of 7/1/00	Cases Transmitted in Fiscal 2000-2001	Cases Disposed of in Fiscal 2000-2001	Cases Pending as of 6/30/01
Civil Direct Appeals	0	1	0	1
Civil Transfers	74	315	273	117
Tax Court Petitions For Review	3	15	10	8
Criminal Direct Non-Capital	67	116	104	79
Capital Cases	6	13	14	5
Criminal Transfers	44	470	465	49
Original Actions	2	67	68	1
Certified Questions	0	1	0	1
Mandate Of Funds	0	0	0	0
Attorney Discipline	121	77	95	103
Petitions for Contempt	0	0	0	0
Review Board of Law Examiners	2	3	5	0
Judicial Discipline	0	3	0	3
Rehearings	7	38	37	8
Other	1	0	0	1
<b>TOTAL</b>	<b>327</b>	<b>1,119</b>	<b>1,071</b>	<b>376</b>

# Indiana Supreme Court

**TOTAL DISPOSITIONS: 1,071**

Criminal	583	54.5%
Civil, Tax and Other	283	26.4%
Original Action	68	6.3%
Law Practice	95	8.9%
Review Board of Law Examiners	5	0.5%
Judicial Discipline	0	0.0%
Rehearings	37	3.4%

**TOTAL OPINIONS (MAJORITY AND PER CURIAM ONLY): 207**

Criminal	144	62.4%
Civil and Tax	38	22.3%
Original Action	0	0.35%
Law Practice	25	13.9%
Judicial Discipline	0	1.05%

Opinions were written in 19% of the 1,071 cases handled by the Court.

## MAJORITY OPINIONS

	Direct Crim.	Appeal Civil	Transfer Crim.	Petitions Civil and Tax	Original Action	Attorney Discipline	Other	TOTAL
SHEPARD, C.J.	20	0	7	7	0	0	1 <sup>1</sup>	35
DICKSON, J.	21	0	7	5	0	0	0	33
SULLIVAN, J.	25	0	7	4	0	0	0	36
BOEHM, J.	20	0	8	15	0	0	0	43
RUCKER, J.	24	0	2	6	0	0	0	32
BY THE COURT	1	0	1	1	0	25	0	28
<b>TOTAL</b>	<b>111</b>	<b>0</b>	<b>32</b>	<b>38</b>	<b>0</b>	<b>25</b>	<b>1</b>	<b>207</b>

<sup>1</sup>Includes one capital opinion on remand from the U.S. Supreme Court.

# Indiana Supreme Court

## NON-MAJORITY OPINIONS

	Concurring Opinions		Dissenting Opinions		Concur in Part/Dissent In Part		TOTAL
	Crim.	Civil	Crim.	Civil	Crim	Civil	
SHEPARD, C.J.	1	0	2	0	0	1	4
DICKSON, J.	0	0	0	4	2	1	7
SULLIVAN, J.	2	2	0	3	0	1	8
BOEHM, J.	4	2	3	5	0	0	14
RUCKER, J.	1	4	1	1	0	0	7
<b>TOTAL</b>	<b>8</b>	<b>8</b>	<b>6</b>	<b>13</b>	<b>2</b>	<b>3</b>	<b>40</b>

## CERTIFIED QUESTIONS

	Pending 7/1/00	Received	Accepted	Rejected	Opinions	Pending 6/30/01
Federal District Court	0	1	1	0	0	1
Federal Appellate Court	0	0	0	0	0	0
<b>TOTAL</b>	<b>0</b>	<b>1</b>	<b>1</b>	<b>0</b>	<b>0</b>	<b>1</b>

## REHEARING DISPOSITIONS

	Opinion	Order
SHEPARD, C.J.	0	6
DICKSON, J.	0	6
SULLIVAN, J.	0	9
BOEHM, J.	0	9
RUCKER, J.	0	6
BY THE COURT	0	1
<b>TOTALS</b>	<b>0</b>	<b>37</b>
		<b>Total: 37</b>

# Indiana Supreme Court

## CAPITAL CASES

	OPINIONS					ORDERS	
	Direct Appeals	PCR	Interlocutory Appeals	Successive PCR	On remand from the US Supreme Ct.	Successive PCR	Rehearing
SHEPARD, C.J.	0	0	0	1	1	0	3
DICKSON, J.	1	1	0	0	0	0	2
SULLIVAN, J.	2	3	0	0	0	0	3
BOEHM, J.	0	1	0	0	0	0	0
RUCKER, J.	0	1	0	0	0	0	0
BY THE COURT	0	0	0	0	0	2	0
<b>TOTAL</b>	<b>3</b>	<b>7</b>	<b>0</b>	<b>1</b>	<b>1</b>	<b>2</b>	<b>8</b>

## PETITIONS FOR EXTENSION OF TIME & MISCELLANEOUS ORDERS

Petitions for Extension of time PROCESSED . . . . .	360
Other Miscellaneous Appellate Orders . . . . .	492
Special Judge Requests . . . . .	122
Other Miscellaneous Disciplinary Orders . . . . .	10
<b>TOTALS . . . . .</b>	<b>984</b>

# Indiana Supreme Court Disciplinary, Contempt and Related Matters

---

## **DISCIPLINARY CASES PENDING BEFORE HEARING OFFICER OR COURT ON JULY 1, 2000**

Before the Court for Hearing Officer Appointment	15
Pending Before Hearing Officer	64
Briefing Stage	7
Briefed/Resignation Tendered/Conditional Agreement Tendered	1
No Verified Complaint Filed/Suspended Upon Notice of Conviction	31
Administrative Admonitions Tendered	3
<b><u>TOTAL CASES PENDING 7/1/00</u></b>	<b>121</b>

## **NEW DISCIPLINARY MATTERS RECEIVED DURING FISCAL 2000-2001**

Verified Complaints for Disciplinary Action/Notices of Conviction/Petitions to Determine Disability/Notices of Foreign Discipline Filed	62
Administrative Admonitions Tendered	8
Petitions to Show Cause	7
<b><u>TOTAL</u></b>	<b>77</b>

## **DISCIPLINARY CASES DISPOSED IN FY 2000/2001**

By Per Curiam Opinion	26
By Anonymous Per Curiam Opinions Imposing Private Reprimand	1
By Order Imposing Private Reprimand	7
By Order Imposing Public Reprimand	9
By Order Accepting Resignation	13
By Order of Dismissal	3
By Order – Judgment for Respondent	0
By Order Imposing Reciprocal Sanction	2
By Order – Denying Suspension	0
By Administrative Admonition	8
By Order of Suspension	24
By Order of Suspension Due to Disability	2*
By Order Finding No Disability	0
Rejection of Administrative Admonition	0
<b><u>TOTAL</u></b>	<b>95</b>

## **DISCIPLINARY CASES PENDING 6/30/01**

Before Court for Hearing Officer Appointment	5
Pending Before a Hearing Officer	61
Briefing Stage	11
Administrative Admonitions	0
Before Court/Briefed/Conditional Agreement Tendered/Resignations Tendered	23
No Verified Complaint Filed	3
<b><u>TOTAL PENDING AS OF 7/1/01</u></b>	<b>103</b>

## **OTHER DISCIPLINARY DISPOSITIONS**

Orders Denying Reinstatement	2
Orders Granting Reinstatement	1
Orders of Temporary Suspension	4
Orders on Petitions to Reconsider/Modify/Stay	1
Orders Postponing Effective Date of Suspension	3
Orders Permitting Withdrawal of Petition for Reinstatement	0
Orders Dismissing Petition for Reinstatement	0
<b><u>TOTAL</u></b>	<b>10</b>

\*One Respondent with two cases of disability.

# Indiana Supreme Court Cases Pending As Of June 30, 2001

---

	Pending Cases as of June 30, 2001 (does not include Pets. for Rehearing)	Pending Petitions for Rehearing as of June 30, 2001
SHEPARD, C.J. ....	30	1
DICKSON, J. ....	28	4
SULLIVAN, J. ....	40	1
BOEHM, J. ....	24	2
RUCKER, J. ....	34	0
UNASSIGNED CIVIL CASES .....	70	
UNASSIGNED TAX COURT PETITIONS FOR REVIEW .....	5	
UNASSIGNED CRIMINAL TRANSFER CASES .....	20	
UNASSIGNED CRIMINAL DIRECT APPEALS .....	10	
UNASSIGNED CIVIL DIRECT APPEALS .....	0	
UNASSIGNED ORIGINAL ACTIONS .....	1	
UNASSIGNED CERTIFIED QUESTION .....	0	
UNASSIGNED OTHER .....	1	
PENDING BAR EXAMINATION REVIEWS .....	0	
ATTORNEY DISCIPLINE .....	103	
JUDICIAL DISCIPLINE .....	3	
<b>TOTAL</b> .....	<b>369</b>	<b>8</b>

# Indiana Court of Appeals 2000 Annual Report

---

## First District

---

John G. Baker, Presiding Judge  
Edward W. Najam, Jr., Judge  
L. Mark Bailey, Judge

## Second District

---

James S. Kirsch, Presiding Judge  
Patrick D. Sullivan, Judge  
Ezra H. Friedlander, Judge

## Third District

---

Sanford M. Brook, Presiding Judge  
Paul D. Mathias, Judge  
Michael P. Barnes, Judge

## Fourth District

---

Melissa S. Mattingly, Presiding Judge  
Patricia A. Riley, Judge  
Carr L. Darden, Judge

## Fifth District

---

John T. Sharpnack, Chief Judge  
Margret G. Robb, Judge  
Nancy H. Vaidik, Judge

Indiana Court of Appeals  
200 West Washington Street, Room 414  
Indianapolis, Indiana 46204  
*Phone:* (317) 232-4196  
[www.IN.gov/judiciary](http://www.IN.gov/judiciary)



# Indiana Court of Appeals

## 2000 Court Summary

	CRIMINAL	POST-CONVICTION	CIVIL	EXPEDITE	OTHER	TOTAL
Cases Pending 12-31-99	184	35	172	4	19	414
Cases Fully-Briefed Received	1089	149	690	34	198	2160
Geographic District One	218	38	220	N/A	56	532
Geographic District Two	666	54	244	34	81	1079
Geographic District Three	205	57	226	N/A	61	549
Cases Disposed	1059	158	701	34	205	2157
By Majority Opinion	1059	158	692	34	201	2144
By Order	0	0	9	0	4	13
Net Increase	32	-10	-26	0	7	3
Cases Pending 12-31-00*	216	25	146	4	26	4147
Cases Affirmed	902	134	429	24	150	1639
Cases Affirmed Percent	85.0%	85.5%	62.0%	70.6%	74.6%	76.4%
Cases Reversed	142	22	247	9	50	470
Cases Reversed Percent	13.40%	14.1%	35.7%	26.5%	24.9%	21.9%
Cases Remanded	17	0	16	1	1	35
Cases Remanded Percent	1.6%	0%	2.3%	2.5%	0.5%	1.6%
Oral Arguments Heard**	23	1	68	4	6	102

\*Cases Pending 12-31-00 includes classification changes.

\*\*Oral Arguments Heard includes 9 Stay Hearings.

### Average Age of Cases Pending

12/31/99 ..... 1.3 Months  
 12/31/00 ..... 1.5 Months

Motions, Petitions for Time, Miscellaneous Orders Handed Down ..... 5,628



# Indiana Court of Appeals Summary by Judge

	MAJORITY OPINIONS ISSUED	ALL OPINIONS ISSUED	ORDERS ISSUED	CASES VOTED ON	ORAL ARGUMENTS HEARD	CASES PENDING 12-31-99	CASES PENDING 12-31-99
<b><i>District One</i></b>							
Najam	141	146	0	417	34	19	38
Bailey	140	146	0	440	24	25	26
Baker	191	213	2	532	23	40	13
<b><i>District Two</i></b>							
Sullivan	80	110	0	332	24	19	34
Friedlander	146	151	1	438	16	35	22
Kirsch	167	180	1	510	18	18	20
<b><i>District Three</i></b>							
Garrard	4	4	0	32	0	25	0
Staton	17	22	1	79	3	37	0
Brook	159	163	0	462	27	35	31
Mathias	65	69	0	225	10	0	34
Barnes	49	50	1	181	4	0	23
<b><i>District Four</i></b>							
Darden	146	154	0	479	25	31	29
Riley	153	162	2	541	18	25	19
Mattingly	124	135	1	389	27	30	35
<b><i>District Five</i></b>							
Sharpnack	110	120	0	371	15	15	22
Robb	171	193	2	416	21	36	18
Vaidik	90	99	0	332	16	0	25
<b><i>Senior Judges</i></b>	<b>0</b>	<b>0</b>	<b>0</b>	<b>0</b>	<b>0</b>	<b>24</b>	<b>38</b>
Ratliff	42	43	1	43	1	0	0
Robertson	53	53	1	54	0	0	0
Hoffman	60	65	0	63	0	0	0
Garrard	23	25	0	81	0	0	0
Staton	13	15	0	15	0	0	0
<b>TOTAL</b>	<b>2144</b>	<b>2318</b>	<b>13</b>	<b>6432</b>	<b>306</b>	<b>414</b>	<b>417</b>

# Indiana Court of Appeals Caseload Statistics

	CASES PENDING 1-1-99	INTAKE				DISPOSITIONS			CASES PENDING 12-31-99
		CASES ASSIGNED	TRANSFERS		TOTAL	MAJORITY OPINIONS	ORDERS	TOTAL	
			IN	OUT					
District One									
Najam	19	139	28	7	160	141	0	141	38
Bailey	25	139	10	8	141	140	0	140	26
Baker	40	141	32	7	166	191	2	193	13
District Two									
Sullivan	19	138	10	53	95	80	0	80	34
Friedlander	35	146	4	16	134	146	1	147	22
Kirsch	18	141	31	2	170	167	1	168	20
District Three									
Garrard	25	12	0	33	-21	4	0	4	0
Staton	37	9	2	30	-19	17	1	18	0
Brook	35	148	16	9	155	159	0	159	31
Mathias	0	102	5	8	99	65	0	65	34
Barnes	0	76	3	6	73	49	1	50	23
District Four									
Darden	31	141	3	0	144	146	0	146	29
Riley	25	141	23	15	149	153	2	155	19
Mattingly	30	142	3	15	130	124	1	125	35
District Five									
Sharpnack	15	111	12	6	117	110	0	110	22
Robb	36	141	17	6	155	171	2	173	18
Vaidik	0	127	17	29	115	90	0	90	25
Senior Judges	24	163	42	201	4	0	0	0	28
Ratliff	0	0	43	0	43	42	1	43	0
Robertson	0	0	54	0	54	53	1	54	0
Hoffman	0	0	60	0	60	60	0	60	0
Garrard	0	0	23	0	23	23	0	23	0
Staton	0	0	13	0	13	13	0	13	0
TOTAL	414	2160	451	451	2160	2144	13	2157	417

# Indiana Court of Appeals Opinions Issued

	Majority Opinions				DISSENTING OPINIONS	REHEARING OPINIONS	OTHER OPINIONS	TOTAL
	ISSUED	PUBLISHED	PERCENT PUBLISHED	CONCURRING OPINIONS				
District One								
Najam	141	26	18.40%	2	1	2	0	146
Bailey	140	35	25.00%	0	5	1	0	146
Baker	191	56	29.30%	6	14	1	1	213
District Two								
Sullivan	80	35	43.80%	10	17	2	1	110
Friedlander	146	36	24.70%	1	4	0	0	151
Kirsch	167	40	24.00%	1	10	2	0	180
District Three								
Garrard	4	1	25.00%	0	0	0	0	4
Staton	17	5	29.40%	3	2	0	0	22
Brook	159	44	27.70%	2	2	0	0	163
Mathias	65	14	21.50%	3	1	0	0	69
Barnes	49	14	28.60%	0	1	0	0	50
District Four								
Darden	146	22	15.10%	1	7	0	0	154
Riley	153	50	32.70%	1	6	1	1	162
Mattingly	124	37	29.80%	5	4	2	0	135
District Five								
Sharpnack	110	24	21.80%	0	10	0	0	120
Robb	171	50	29.20%	13	4	5	0	193
Vaidik	90	23	25.60%	4	5	0	0	99
Senior Judges								
Ratliff	42	8	19.00%	0	1	0	0	43
Robertson	53	4	7.50%	0	0	0	0	53
Hoffman	60	23	38.30%	0	3	1	1	65
Garrard	23	7	30.40%	0	2	0	0	25
Staton	13	6	46.20%	0	2	0	0	15
TOTAL	2144	560	26.10%	52	101	17	4	2318

# Indiana Court of Appeals Cases Handed Down

	CRIMINAL		POST-CONVICTION		CIVIL		EXPEDITE		OTHER		TOTAL	
	Writing	Panel	Writing	Panel	Writing	Panel	Writing	Panel	Writing	Panel	Writing	Panel
<i><b>Dist. One</b></i>												
Najam	74	135	7	15	54	97	2	5	4	24	141	276
Bailey	68	146	14	22	42	101	0	5	16	26	140	300
Baker	86	174	22	24	59	103	2	6	22	34	191	341
<i><b>Dist. Two</b></i>												
Sullivan	34	130	8	19	34	77	0	1	4	25	80	252
Friedlander	72	157	11	14	40	91	1	5	22	25	146	292
Kirsch	79	162	13	28	50	116	3	8	22	29	176	343
<i><b>Dist. Three</b></i>												
Garrard	3	15	0	3	1	7	0	1	0	2	4	28
Staton	14	27	0	9	3	19	0	0	0	7	17	62
Brook	77	153	13	20	55	101	3	4	11	25	159	303
Mathias	33	86	5	7	21	51	2	4	4	12	65	160
Barnes	28	64	2	14	13	34	2	1	4	19	49	132
<i><b>Dist. Four</b></i>												
Darden	74	156	9	26	49	109	3	3	11	39	146	333
Riley	70	182	16	28	45	129	6	5	16	44	153	388
Mattingly	54	131	9	24	48	80	4	4	9	26	124	265
<i><b>Dist. Five</b></i>												
Sharpnack	58	122	4	24	37	79	0	7	11	29	110	261
Robb	82	126	12	16	53	86	2	6	22	11	171	245
Vailik	43	119	7	21	24	80	2	3	14	19	90	242
<i><b>Sr. Judges</b></i>												
Garrard	9	32	2	2	9	18	0	0	3	6	23	58
Hoffman	22	0	2	0	33	3	0	0	3	0	60	3
Ratliff	26	0	0	0	14	1	1	0	1	0	42	1
Robertson	48	1	1	0	3	0	0	0	1	0	53	1
Staton	5	0	1	0	5	2	1	0	1	0	13	2
<b>TOTAL</b>	<b>1059</b>	<b>2118</b>	<b>158</b>	<b>316</b>	<b>692</b>	<b>1384</b>	<b>34</b>	<b>68</b>	<b>201</b>	<b>402</b>	<b>2144</b>	<b>4288</b>

# Indiana Court of Appeals

## Oral Arguments Heard

	CRIMINAL		POST-CONVICTION		CIVIL		EXPEDITE		OTHER		TOTAL	
	Writing	Panel	Writing	Panel	Writing	Panel	Writing	Panel	Writing	Panel	Writing	Panel
<b><i>Dist. One</i></b>												
Najam	3	8	0	0	4	15	1	2	0	1	8	26
Bailey	1	5	0	0	2	14	0	1	0	1	3	21
Baker	2	3	0	0	6	11	0	0	1	0	9	14
<b><i>Dist. Two</i></b>												
Sullivan	0	5	0	0	6	11	0	2	0	0	6	18
Friedlander	0	1	1	0	3	7	1	0	2	1	7	9
Kirsch	0	2	0	0	5	10	0	0	1	0	6	12
<b><i>Dist. Three</i></b>												
Garrard	0	0	0	0	0	0	0	0	0	0	0	0
Staton	0	0	0	1	0	2	0	0	0	0	0	3
Brook	5	5	0	0	7	8	1	0	0	1	13	14
Mathias	0	3	0	0	3	2	0	1	0	1	3	7
Barnes	0	0	0	0	1	3	0	0	0	0	1	3
<b><i>Dist. Four</i></b>												
Darden	3	1	0	1	4	13	0	0	1	2	8	17
Riley	0	1	0	0	5	12	0	0	0	0	5	13
Mattingly	1	7	0	0	11	7	0	0	0	1	12	15
<b><i>Dist. Five</i></b>												
Sharpnack	1	1	0	0	2	8	0	1	0	2	3	12
Robb	5	2	0	0	4	8	0	1	1	0	10	11
Vaidik	2	2	0	0	4	5	1	0	0	2	7	9
<b><i>Sr. Judges</i></b>												
Garrard	0	0	0	0	0	0	0	0	0	0	0	0
Hoffman	0	0	0	0	0	0	0	0	0	0	0	0
Ratliff	0	0	0	0	1	0	0	0	0	0	1	0
Robertson	0	0	0	0	0	0	0	0	0	0	0	0
Staton	0	0	0	0	0	0	0	0	0	0	0	0
<b>TOTAL</b>	<b>23</b>	<b>46</b>	<b>1</b>	<b>2</b>	<b>68</b>	<b>136</b>	<b>4</b>	<b>8</b>	<b>6</b>	<b>12</b>	<b>102</b>	<b>204</b>

# Indiana Court of Appeals Cases Pending

	CRIMINAL	POST-CONVICTION	CIVIL	EXPEDITE	OTHER	TOTAL
<b><i>District One</i></b>						
Najam	18	5	14	1	0	38
Bailey	13	3	8	1	1	26
Baker	7	1	3	0	2	13
<b><i>District Two</i></b>						
Sullivan	22	1	8	0	3	34
Friedlander	13	0	4	0	5	22
Kirsch	10	0	9	0	1	20
<b><i>District Three</i></b>						
Garrard	0	0	0	0	0	0
Staton	0	0	0	0	0	0
Brook	15	2	13	0	1	31
Mathias	15	3	14	0	2	34
Barnes	12	1	10	0	0	23
<b><i>District Four</i></b>						
Darden	15	0	11	0	3	29
Riley	7	2	8	0	2	19
Mattingly	18	3	13	0	1	35
<b><i>District Five</i></b>						
Sharpnack	10	0	9	1	2	22
Robb	9	2	6	0	1	18
Vaidik	14	2	7	1	1	25
<b><i>Senior Judges</i></b>	<b>15</b>	<b>1</b>	<b>12</b>	<b>0</b>	<b>0</b>	<b>28</b>
<b>TOTAL</b>	<b>213</b>	<b>26</b>	<b>149</b>	<b>4</b>	<b>25</b>	<b>417</b>

# Indiana Court of Appeals

## Age of Cases Pending

	0 TO 3 MONTHS	4 TO 6 MONTHS	7 TO 9 MONTHS	10 TO 12 MONTHS	OVER 12 MONTHS	AVERAGE AGE (IN MONTHS)
<b>District One</b>						
Najam	29	9	0	0	0	2.1
Bailey	24	0	2	0	0	1.7
Baker	12	1	0	0	0	1.1
<b>District Two</b>						
Sullivan	23	7	4	0	0	2.5
Friedlander	20	2	0	0	0	1.4
Kirsch	19	1	0	0	0	1.2
<b>District Three</b>						
Garrard	0	0	0	0	0	0
Staton	0	0	0	0	0	0
Brook	25	6	0	0	0	1.8
Mathias	26	7	1	0	0	2.2
Barnes	19	4	0	0	0	1.7
<b>District Four</b>						
Darden	24	4	1	0	0	1.8
Riley	17	2	0	0	0	1.3
Mattingly	24	11	0	0	0	2
<b>District Five</b>						
Sharpnack	20	2	0	0	0	1.5
Robb	15	3	0	0	0	1.3
Vaidik	22	3	0	0	0	1.4
<b>Senior Judges</b>	<b>23</b>	<b>5</b>	<b>0</b>	<b>0</b>	<b>0</b>	<b>1.5</b>
<b>TOTAL</b>	<b>342</b>	<b>67</b>	<b>8</b>	<b>0</b>	<b>0</b>	<b>1.5</b>
<b>Percent</b>	<b>82.00%</b>	<b>16.10%</b>	<b>1.90%</b>	<b>0.00%</b>	<b>0.00%</b>	

# Indiana Court of Appeals Fully-Briefed Cases Distributed

	CRIMINAL	POST-CONVICTION	CIVIL	EXPEDITE	OTHER	TOTAL
<i><b>District One</b></i>						
Najam	87	11	55	3	4	160
Bailey	69	14	42	1	15	141
Baker	76	17	52	2	19	166
<i><b>District Two</b></i>						
Sullivan	48	7	34	0	6	95
Friedlander	69	8	32	1	24	134
Kirsch	85	9	50	3	23	170
<i><b>District Three</b></i>						
Garrard	-8	-2	-8	0	-3	-21
Staton	-5	-1	-12	0	-1	-19
Brook	75	11	54	3	12	155
Mathias	48	8	35	2	6	99
Barnes	41	3	22	2	5	73
<i><b>District Four</b></i>						
Darden	75	7	49	2	11	144
Riley	66	16	46	6	15	149
Mattingly	61	10	48	2	9	130
<i><b>District Five</b></i>						
Sharpnack	59	4	40	1	13	117
Robb	74	13	50	1	17	155
Vaidik	57	9	31	3	15	115
<i><b>Senior Judges</b></i>	<b>112</b>	<b>5</b>	<b>70</b>	<b>2</b>	<b>8</b>	<b>197</b>
<b>TOTAL</b>	<b>1089</b>	<b>149</b>	<b>690</b>	<b>34</b>	<b>198</b>	<b>2160</b>



# Indiana Court of Appeals

## Successive Petitions for Post-Conviction Relief

---

Pending 12-31-99 .....	4
Petitions Filed .....	105
<b>TOTAL .....</b>	<b>109</b>

### Compliance

Petitions Not in Compliance with Form of Rule .....	0
Petitions in Compliance with Form of Rule .....	92
<b>TOTAL .....</b>	<b>92</b>

### Authorization

Petitions Not in Compliance with Form of Rule .....	0
Petitions Authorized To Be Filed in Trial Court for Hearing .....	31
Petitions Not Authorized To Be Filed in Trial Court for Hearing ("No Merit") .....	61
Petitions Pending .....	17
<b>TOTAL .....</b>	<b>119</b>

### Motions to Dismiss or Affirm

Pending Motions 12-31-99 .....	17
Motions Filed .....	132
<b>TOTAL .....</b>	<b>149</b>

### Dispositions:

Motion to Dismiss of Affirm Sustained .....	58
Motion to Dismiss or Affirm Overruled .....	67
Dismissed on Appellant's Motion .....	3
Miscellaneous .....	8
<b>Subtotal .....</b>	<b>136</b>
By Per Curiam Opinions .....	0
<b>TOTAL .....</b>	<b>136</b>

Pending Motions 12-31-00 .....	**13
--------------------------------	------

\*\*5 Stayed

# Indiana Court of Appeals

## Disposition of Chief Judge Matters

---

### Preliminary Actions

Orders Granting Petitions to File Belated Appeal. . . . .	.68
Orders Denying Petitions to File Belated Appeal . . . . .	.29
Orders Granting Pre-Appeal Conferences . . . . .	.3
Orders Denying Pre-Appeal Conferences. . . . .	.20
Orders with Instructions from Pre-Appeal Conference . . . . .	.8
Orders Granting Permissive Interlocutory Appeals . . . . .	.87
Orders Denying Permissive Interlocutory Appeals . . . . .	.77

### Time Grants

Petitions for Time to File Record Granted . . . . .	.599
Petitions for Time to File Record Denied . . . . .	.14
Petitions for Time to File Appellant's Brief Granted . . . . .	.715
Petitions for Time to File Appellant's Brief Denied . . . . .	.7
Petitions for Time to File Appellee's Brief Granted . . . . .	.822
Petitions for Time to File Appellee's Brief Denied . . . . .	.2
Petitions for Time to File Appellant's Reply Brief Granted . . . . .	.131
Petitions for Time to File Appellant's Reply Brief Denied . . . . .	.2

### Oral Argument Action

Orders Setting Oral Arguments . . . . .	.124
Orders Denying Petitions for Oral Arguments . . . . .	.23

### Others

Orders Granting Consolidations of Appeals . . . . .	.66
Orders Denying Consolidations of Appeals . . . . .	.4
Orders Granting Writs of Certiorari . . . . .	.13
Orders Denying Writs of Certiorari . . . . .	.3
Orders Granting Petitions to Amend Brief . . . . .	.32
Orders Denying Petitions to Amend Brief . . . . .	.5
Orders Granting Withdrawals of Record . . . . .	.480
Orders Denying Withdrawals of Record . . . . .	.37
Miscellaneous Orders . . . . .	.1580

### Dismissals

Orders Granting Appellants' Motions to Dismiss . . . . .	.154
Orders Denying Appellants' Motions to Dismiss . . . . .	.4
Orders Granting Appellees' Motions to Dismiss or Affirm . . . . .	.58
Orders Denying Appellees' Motions to Dismiss or Affirm . . . . .	.67
Court-Directed Orders of Dismissal . . . . .	.111

### Rehearings

Petitions for Rehearing Granted without Opinion . . . . .	.0
Petitions for Rehearing Denied without Opinion . . . . .	.266
Petitions for Rehearing Granted with Opinion . . . . .	.15
Petitions for Rehearing Denied with Opinion . . . . .	.2

<b>TOTAL . . . . .</b>	<b>.5628</b>
------------------------	--------------

# Indiana Tax Court 2000 Annual Report

---

Hon. Thomas G. Fisher



Karyn Graves, Administrator

Indiana Tax Court  
115 W. Washington Street, Suite 1160  
Indianapolis, Indiana 46204

*Phone:* (317) 232-4694

*Fax:* (317) 232-0644

[www.IN.gov/judiciary](http://www.IN.gov/judiciary)

# Indiana Tax Court 2000 Court Summary

---

Total Cases Pending 12-31-99 .....	464
Total Cases Filed in 2000 .....	131
<b>TOTAL</b> .....	<b>595</b>

## Analysis of Cases Filed in 2000

### State Board

Personal Property .....	8
Real Property .....	74
Other .....	0
<b>TOTAL</b> .....	<b>82</b>

### Department of Revenue

Income .....	8
Sales And Use .....	16
Fuels .....	23
Inheritance .....	0
CSET .....	0
Bank & FIT .....	1
Auto Excise .....	0
Withholding .....	0
Bond .....	1
<b>TOTAL</b> .....	<b>49</b>

### County Elections

Marion .....	111
Allen .....	4
St. Joseph .....	4
Lake .....	4
Vigo .....	1
Vanderburgh .....	1
Jefferson .....	6
<b>TOTAL</b> .....	<b>131</b>

### Dispositions

Settled/Dismissed .....	97
Decided On Merits .....	35
<b>TOTAL</b> .....	<b>132</b>
<b>TOTAL PENDING 12-31-00</b> .....	<b>463</b>

### Status Of Cases Pending Cases

Settled-Dismissals Pending .....	11
Set For Trial .....	36
Proceedings Stayed Pending Outcome In Related Cases .....	222
Preliminary Or Pleading Stage .....	39
Under Advisement .....	103
Status Report Due .....	10
Remanded .....	4
Mediation .....	0
Briefs Due .....	28
Set For Oral Argument .....	10
<b>TOTAL</b> .....	<b>463</b>

# Indiana Trial Courts Annual Report

---



*Lilia G. Judson, Executive Director*

Division of State Court Administration  
115 West Washington Street, Suite 1080  
Indianapolis, Indiana 46204

*Phone:* (317) 232-2542

*Fax:* (317) 233-6586

[www.IN.gov/judiciary](http://www.IN.gov/judiciary)

# Indiana Trial Courts Caseload Reports and Case Type Descriptions

---

On a quarterly basis, the trial courts of the state provide to the Division of State Court Administration caseload information by filing a standard form entitled "Quarterly Case Status Report." This report contains information on the cases filed, disposed, and pending at the beginning and ending of the reporting period. This information is categorized by type of case based on a classification which corresponds to a statewide case numbering system found in Admin. Rule 8. The reports also show the method of disposition for categories established by the Division of State Court Administration. Currently, criminal cases are divided into seven categories, juvenile cases into six categories, civil cases into seven categories, and probate/adoption cases into five categories. Quarterly Case Status Reports also reflect the shifting of cases and blocks of time from court to court, the number of cases referred to Alternative Dispute Resolution, and the number of cases in which pauper counsel was appointed and other case related information. Case type designations and categories are as follows:

## *Criminal Case Types*

If a defendant is charged with several offenses, the case is counted only one time under the most serious charge. Mitigating and aggravating factors may move a particular crime into a different classification. Those same factors may also increase or decrease the general sentencing provided by statute. However, for administrative purposes a case continues to be counted through the statistical reports under its initial case designation.

1. **CF - Criminal Felony:** This category includes all cases filed as Murder, Class A, B, and C felonies. Examples of crimes in this category include kidnapping (Class A), arson involving bodily injury (Class A), armed robbery (Class B), aggravated battery (Class B), robbery (Class C), and reckless homicide (Class C). General statutes provide for 55 years for Murder, 30 years for Class A felonies, 10 years for Class B felonies, and 4 years for Class C felonies.
2. **DF - Class D Felony:** In 1995 Courts began counting and reporting Class D felonies separately. Examples of crimes in this category include theft, computer tampering, and fraud.
3. **CM - Criminal Misdemeanor:** This category includes all criminal cases which are filed as misdemeanors. Examples of cases in this category are criminal trespass and battery. IC 35-50-3-2, et seq., provides for sentences between 60 days and 1 year for such crimes.
4. **PC - Post-Conviction Petition:** This category includes all petitions for post-conviction relief filed under P.C. Rule 1.
5. **MC - Miscellaneous Criminal:** This category includes all criminal matters which are not easily classified in one of the preceding categories.
6. **IF - Infractions:** Despite technically being non-criminal in nature, for the purposes of this

report infractions are reported in the criminal category. Infractions are most typically traffic related offenses.

7. **OV/OE - Ordinance Violations:** These cases involve violations of local ordinances.

### *Juvenile Case Types*

8. **JC - Juvenile CHINS:** This category includes cases where a petition is filed to determine if a child is in need of services.
9. **JD - Juvenile Delinquency:** Cases in which a child is alleged to be a delinquent are filed in this category.
10. **JS - Juvenile Status:** Cases in which a child is charged with committing an offense which would not be a crime if committed by an adult are filed in this category. Some examples include curfew violations and underage alcohol purchase or consumption.
11. **JP - Juvenile Paternity:** This category reflects paternity actions filed by any of the parties specified by statute, including the prosecutor. IC 31-14-4-1 specifies who may file paternity actions.
12. **JT - Termination of Parental Rights:** This category reflects all proceedings for termination of parental rights.
13. **JM - Juvenile Miscellaneous:** This category is intended to include those juvenile matters which are not specifically listed in the previous categories. An example in this area would be the approval by the court of an informal adjustment.

### *Civil Case Types*

14. **CP - Civil Plenary:** Basic civil cases not otherwise specifically included as separate categories are filed with this designation. Generally, this category covers cases founded in contract, actions dealing with real and personal property, as well as actions seeking equitable or injunctive relief.
15. **CT - Civil Tort:** Cases founded in tort and filed on the regular civil docket of the court are included in this category. Small claims, which also could be founded in tort, are included in a separate category.
16. **SC - Small Claims:** This category reflects the civil small claims filed on the small claims docket of Circuit, Superior, or County courts, as well as civil cases filed in Marion Small Claims Court.
17. **DR - Domestic Relations:** Actions involving petitions for dissolution of marriage are filed in this category.
18. **RS - Reciprocal Support:** Actions for reciprocal enforcement of child support (URES/UIFS) are counted in this category.

19. **MH - Mental Health**: Proceedings which involve mental health commitments which may include temporary commitments, an extension of temporary commitment, regular commitment, or termination of a commitment, are filed under this category.
20. **AD - Adoption**: Petitions for adoption are filed under this category.
21. **AH - Adoption History**: All petitions seeking release of adoption records under IC 31-3-4-22 are filed in this category.
22. **ES/EU - Estates**: This category includes both supervised (ES) and unsupervised (EU) probate of estates. Claims against the estate which are transferred for trial are listed as "civil" matters.
23. **GU - Guardianship**: Guardianship matters are filed under this category.
24. **TR - Trusts**: This category reflects trust matters before the court.
25. **PO - Protective Order**: New petitions for protective orders which are not part of an ongoing process (such as a marriage dissolution) are filed in this category.
26. **MI - Civil Miscellaneous**: Routine civil matters which are not easily categorized in other areas, or which are not part of any other pending litigation, may be included in this category. Examples of cases in this category are petitions for name change, appointment of appraisers, and marriage waivers.

The Quarterly Case Status Reports also include summary dispositional information. A brief description of the disposition categories is as follows:

1. **Jury Trial**: This category reflects cases which have been decided by a jury or have gone to the jury. This type of disposition is limited to cases where the jury is seated and sworn.
2. **Bench Trial**: Cases which are disposed of by the court after a trial in which a witness is sworn. Until 1999, cases in which a trial did not take place were also counted as disposed by bench trial. Thereafter, such cases have been reflected under "bench disposition."
3. **Bench Disposition**: Cases which are disposed by final judicial determination of an issue, but where no witnesses are sworn and no evidence is introduced should be counted in this category. Dispositions which fall in this category included decisions on motions for summary judgment, hearings on other dispositive motions, cases which may be settled but in which the parties tender to the court and the court approves an agreed judgment which can then be enforced through proceedings supplemental to execution. Approval of informal adjustments in juvenile matters and issuance of search warrants unrelated to any pending case also fall into this category. This category was new and voluntary during 1999. It is mandatory for all 2000 reports.
3. **Dismissed**: Cases which are dismissed either by the court on its own motion (T.R.41(E)), upon the motion of a party, or upon an agreed entry as a result of settlement between the parties.

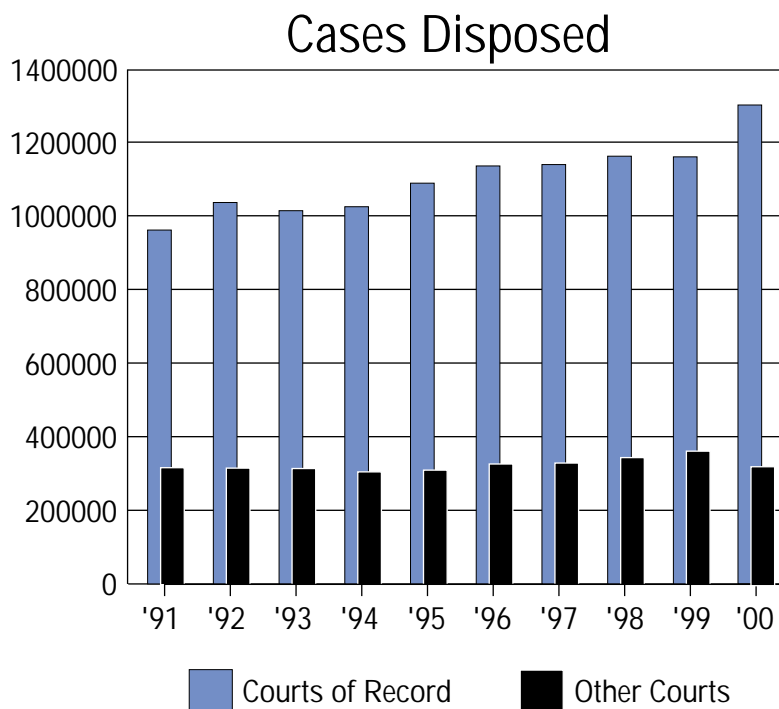
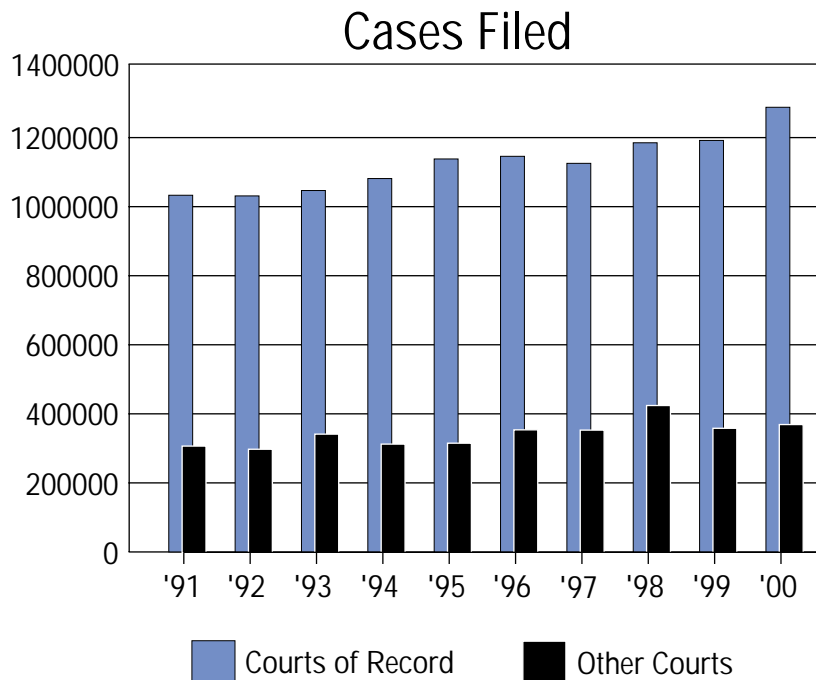


5. **Default:** This category is applicable only in civil cases where a default judgment is entered by the court.
6. **Guilty Plea/Admission:** Cases in which the defendant pleads guilty to an offense or admits to the commission of an infraction or ordinance violation are counted under this category. Infraction and ordinance violation cases are only reflected in this disposition category if the case actually comes before the court for decision.
7. **Violations Bureau:** This disposition category reflects infractions and ordinance violations which have been filed in the court but are handled through a violations bureau. Cases counted here include ones where a defendant makes an admission, pleads guilty, or pays a fine through the bureau, through the clerk, or through the mail.
8. **Closed:** Routine closing of an estate or adoption proceeding, as well as the routine termination of a trust or guardianship would be counted in this disposition type.
9. **FTA/FTP:** This category includes ordinance or Infraction cases in which the defendant fails to appear or fails to pay. Once counted in this category, the case is not recounted even if the defendant later appears, pays, or proceeds to a full trial.
10. **Other:** Any case disposition which is not otherwise accounted for in the preceding categories may be included here. One example of a case resolved in this category would be the death of the defendant.

# Indiana Trial Courts

## Case Filing and Disposition Trends

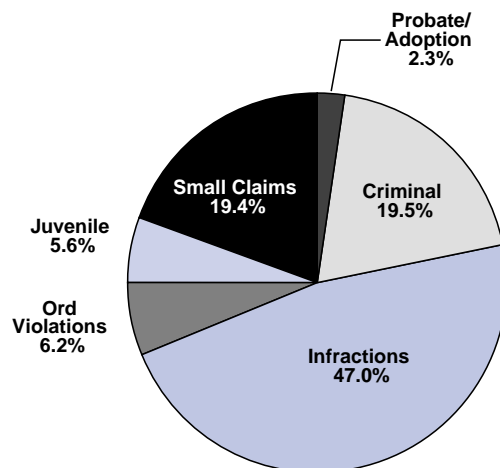
---



# Indiana Trial Courts Case Filing Patterns

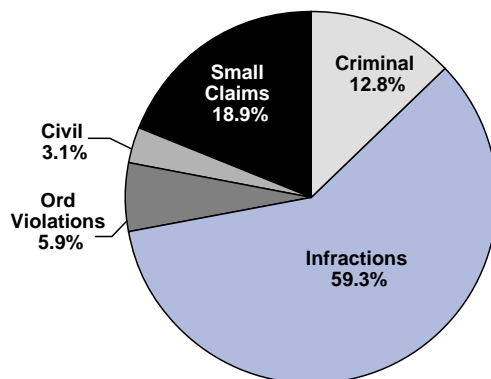
---

## Courts of Record Cases Filed



Although the infraction and ordinance violation case types together are the most numerous case filings in Indiana Courts, the amount of time required to adjudicate these cases is relatively small in comparison to other case types represented in this report. Further information about the weighted caseload measures employed in Indiana to determine relative time differences in case types is contained on page 47 of this report.

## Other Courts Cases Filed



# Indiana Trial Courts Weighted Caseload Measures

Indiana adopted a weighted caseload measurement system to establish a uniform statewide method for comparing trial court caseloads. The weighting system was developed in 1993 and 1994 through the efforts of a consultant and the Judicial Administration Committee of the Indiana Judicial Conference. The resulting weighting system reduces case activities to minutes, and the minute factors are then multiplied by a particular court's new filing caseload.

More than 36,000 case-related timed events were recorded and included in the calculation of the weighting system, as well as information from more than 14,000 historical case files. The weighted caseload measurement system is now used to determine the appointment of senior judges, who are retired judges appointed to assist particular courts with their caseload. Additionally, the weighted caseload measures will be used in 1999 and beyond to reduce disparities in caseload between courts.

Because the weighted caseload measures are based on new filing data, the factors take into account cases which are dismissed, in which guilty pleas/admissions are made, as well as cases in which repeated redocketed hearings are held.

The following chart contains the weighting factors by case category.

CASE CATEGORY	ABBREV.	MINUTES
Felony	CF	155
Civil Plenary	CP	106
D - Felony	DF	75
Civil Tort	CT	118
Criminal Misdemeanor	CM	40
Small Claims	SC	13
Miscellaneous Criminal	MC	18
Domestic Relations	DR	139
Infraction	IF	3
Reciprocal Support	RS	31
Ordinance Violation	OV/OE	3
Protective Order	PO	34
Juvenile CHINS	JC	112

CASE CATEGORY	ABBREV.	MINUTES
Mental Health	MH	37
Juvenile Delinquent	JD	62
Adoptions	AD	53
Juvenile Status	JS	39
Adoption History	AH	53
Juvenile Paternity	JP	106
Estates	ES/EU	85
Juvenile Miscellaneous	JM	12
Guardianships	GU	93
Term Parental Rights	JT	141
Trusts	TR	40
Civil Miscellaneous	MI	87

# Indiana Trial Courts Weighted Caseload Measures

County	Dist	Court Name	2000			1999			1998		
			Need	Have	Utlz.	Need	Have	Utlz.	Need	Have	Utlz.
Adams	3	01C01 Adams Circuit Court	0.96	1.00	0.96	0.85	1.00	0.85	0.85	1.00	0.85
Adams	3	01D01 Adams Superior Court	0.90	1.00	0.90	0.82	1.00	0.82	0.88	1.00	0.88
<b>Adams Total</b>			<b>1.86</b>	<b>2.00</b>	<b>0.93</b>	<b>1.67</b>	<b>2.00</b>	<b>0.84</b>	<b>1.73</b>	<b>2.00</b>	<b>0.87</b>
Allen	3	02C01 Allen Circuit Court	6.04	3.00	2.01	6.01	3.00	2.00	6.21	3.00	2.07
Allen	3	02D01 Allen Superior Court	24.47	19.00	1.29	24.44	19.00	1.29	24.69	19.00	1.30
<b>Allen Total</b>			<b>30.50</b>	<b>22.00</b>	<b>1.39</b>	<b>30.45</b>	<b>22.00</b>	<b>1.38</b>	<b>30.91</b>	<b>22.00</b>	<b>1.40</b>
Bartholomew	11	03C01 Bartholomew Circuit Court	1.69	1.25	1.35	1.85	1.25	1.48	1.76	1.25	1.41
Bartholomew	11	03D01 Bartholomew Superior Court 1	1.33	1.00	1.33	1.30	1.00	1.30	1.24	1.00	1.24
Bartholomew	11	03D02 Bartholomew Superior Court 2	2.99	2.00	1.50	2.72	2.00	1.36	2.86	2.00	1.43
<b>Bartholomew Total</b>			<b>6.01</b>	<b>4.25</b>	<b>1.41</b>	<b>5.86</b>	<b>4.25</b>	<b>1.38</b>	<b>5.86</b>	<b>4.25</b>	<b>1.38</b>
Benton	4	04C01 Benton Circuit Court	0.92	1.00	0.92	0.79	1.00	0.79	0.62	1.00	0.62
<b>Benton Total</b>			<b>0.92</b>	<b>1.00</b>	<b>0.92</b>	<b>0.79</b>	<b>1.00</b>	<b>0.79</b>	<b>0.62</b>	<b>1.00</b>	<b>0.62</b>
Blackford	6	05C01 Blackford Circuit Court	0.76	1.00	0.76	0.73	1.00	0.73	0.75	1.00	0.75
Blackford	6	05D01 Blackford County Court	0.49	1.00	0.49	0.41	1.00	0.41	0.48	1.00	0.48
<b>Blackford Total</b>			<b>1.25</b>	<b>2.00</b>	<b>0.63</b>	<b>1.15</b>	<b>2.00</b>	<b>0.57</b>	<b>1.23</b>	<b>2.00</b>	<b>0.61</b>
Boone	8	06C01 Boone Circuit Court	1.43	1.00	1.43	1.27	1.00	1.27	1.24	1.00	1.24
Boone	8	06D01 Boone Superior Court 1	1.05	1.00	1.05	0.97	1.00	0.97	0.94	1.00	0.94
Boone	8	06D02 Boone Superior Court 2	0.84	1.20	0.70	0.86	1.20	0.71	0.89	1.20	0.74
<b>Boone Total</b>			<b>3.32</b>	<b>3.20</b>	<b>1.04</b>	<b>3.09</b>	<b>3.20</b>	<b>0.97</b>	<b>3.07</b>	<b>3.20</b>	<b>0.96</b>
Brown	11	07C01 Brown Circuit Court	1.10	2.00	0.55	1.10	2.00	0.55	1.08	2.00	0.54
<b>Brown Total</b>			<b>1.10</b>	<b>2.00</b>	<b>0.55</b>	<b>1.10</b>	<b>2.00</b>	<b>0.55</b>	<b>1.08</b>	<b>2.00</b>	<b>0.54</b>
Carroll	4	08C01 Carroll Circuit Court	0.63	1.00	0.63	0.64	1.00	0.64	0.59	1.00	0.59
Carroll	4	08D01 Carroll Superior Court	0.68	1.00	0.68	0.63	1.00	0.63	0.62	1.00	0.62
<b>Carroll Total</b>			<b>1.31</b>	<b>2.00</b>	<b>0.65</b>	<b>1.26</b>	<b>2.00</b>	<b>0.63</b>	<b>1.21</b>	<b>2.00</b>	<b>0.60</b>
Cass	5	09C01 Cass Circuit Court	1.09	1.60	0.68	1.08	1.70	0.64	1.14	2.10	0.54
Cass	5	09D01 Cass Superior Court	2.09	1.40	1.49	1.84	1.40	1.32	2.12	1.00	2.12
<b>Cass Total</b>			<b>3.17</b>	<b>3.00</b>	<b>1.06</b>	<b>2.92</b>	<b>3.10</b>	<b>0.94</b>	<b>3.26</b>	<b>3.10</b>	<b>1.05</b>
Clark	14	10C01 Clark Circuit Court	1.89	1.15	1.64	2.33	1.15	2.02	2.13	1.25	1.70
Clark	14	10D01 Clark Superior Court 1	1.83	1.15	1.59	1.14	1.15	0.99	1.22	1.25	0.98
Clark	14	10D02 Clark Superior Court 2	1.59	1.20	1.33	0.93	1.20	0.78	1.03	1.25	0.82
Clark	14	10D03 Clark Superior Court 3	3.70	1.50	2.47	3.69	1.50	2.46	4.09	1.25	3.28
<b>Clark Total</b>			<b>9.01</b>	<b>5.00</b>	<b>1.80</b>	<b>8.09</b>	<b>5.00</b>	<b>1.62</b>	<b>8.47</b>	<b>5.00</b>	<b>1.69</b>
Clay	7	11C01 Clay Circuit Court	1.04	1.00	1.04	0.88	1.00	0.88	0.98	1.00	0.98
Clay	7	11D01 Clay Superior Court	1.21	1.00	1.21	1.12	1.00	1.12	1.23	1.00	1.23
<b>Clay Total</b>			<b>2.24</b>	<b>2.00</b>	<b>1.12</b>	<b>2.00</b>	<b>2.00</b>	<b>1.00</b>	<b>2.20</b>	<b>2.00</b>	<b>1.10</b>
Clinton	4	12C01 Clinton Circuit Court	1.37	1.00	1.37	1.29	1.00	1.29	1.27	1.00	1.27
Clinton	4	12D01 Clinton Superior Court	1.48	1.00	1.48	1.40	1.00	1.40	1.41	1.00	1.41
<b>Clinton Total</b>			<b>2.86</b>	<b>2.00</b>	<b>1.43</b>	<b>2.68</b>	<b>2.00</b>	<b>1.34</b>	<b>2.68</b>	<b>2.00</b>	<b>1.34</b>
Crawford	14	13C01 Crawford Circuit Court	1.16	1.00	1.16	1.11	1.00	1.11	0.89	1.00	0.89
<b>Crawford Total</b>			<b>1.16</b>	<b>1.00</b>	<b>1.16</b>	<b>1.11</b>	<b>1.00</b>	<b>1.11</b>	<b>0.89</b>	<b>1.00</b>	<b>0.89</b>
Daviess	13	14C01 Daviess Circuit Court	0.92	1.00	0.92	0.93	1.00	0.93	0.87	1.00	0.87
Daviess	13	14D01 Daviess Superior Court	0.97	1.00	0.97	0.95	2.00	0.47	0.93	1.00	0.93
<b>Daviess Total</b>			<b>1.89</b>	<b>2.00</b>	<b>0.94</b>	<b>1.88</b>	<b>3.00</b>	<b>0.63</b>	<b>1.80</b>	<b>2.00</b>	<b>0.90</b>
Dearborn	12	15C01 Dearborn Circuit Court	2.33	0.50	4.66	1.68	0.50	3.35	1.44	0.50	2.87
Dearborn	12	15D01 Dearborn Superior Court	1.70	1.00	1.70	1.38	1.00	1.38	1.42	1.00	1.42
<b>Dearborn Total</b>			<b>4.03</b>	<b>1.50</b>	<b>2.68</b>	<b>3.06</b>	<b>1.50</b>	<b>2.04</b>	<b>2.86</b>	<b>1.50</b>	<b>1.90</b>
Decatur	11	16C01 Decatur Circuit Court	0.96	1.00	0.96	0.94	1.00	0.94	0.95	1.00	0.95
Decatur	11	16D01 Decatur Superior Court	1.16	1.00	1.16	0.93	1.00	0.93	1.01	1.00	1.01
<b>Decatur Total</b>			<b>2.13</b>	<b>2.00</b>	<b>1.06</b>	<b>1.88</b>	<b>2.00</b>	<b>0.94</b>	<b>1.96</b>	<b>2.00</b>	<b>0.98</b>
DeKalb	3	17C01 DeKalb Circuit Court	1.74	1.00	1.74	1.57	1.00	1.57	1.40	1.00	1.40
DeKalb	3	17D01 DeKalb Superior Court	1.92	1.25	1.54	1.68	1.25	1.34	1.74	1.25	1.39
<b>DeKalb Total</b>			<b>3.65</b>	<b>2.25</b>	<b>1.62</b>	<b>3.25</b>	<b>2.25</b>	<b>1.44</b>	<b>3.14</b>	<b>2.25</b>	<b>1.40</b>
Delaware	6	18C01 Delaware Circuit Court	2.26	2.75	0.82	2.61	2.75	0.95	2.72	2.75	0.99
Delaware	6	18D01 Delaware Superior Court 1	1.06	1.50	0.71	0.86	1.50	0.58	1.08	1.50	0.72
Delaware	6	18D02 Delaware Superior Court 2	1.15	1.85	0.62	1.02	1.85	0.55	1.12	2.25	0.50
Delaware	6	18D03 Delaware Superior Court 3	1.18	1.30	0.91	1.31	1.30	1.01	1.47	1.30	1.13
Delaware	6	18D04 Delaware Superior Court 4	1.86	1.50	1.24	1.75	1.50	1.17	1.68	2.50	0.67
<b>Delaware Total</b>			<b>7.51</b>	<b>8.90</b>	<b>0.84</b>	<b>7.56</b>	<b>8.90</b>	<b>0.85</b>	<b>8.07</b>	<b>10.30</b>	<b>0.78</b>
Dubois	13	19C01 Dubois Circuit Court	1.41	1.00	1.41	1.35	1.00	1.35	1.12	1.00	1.12
Dubois	13	19D01 Dubois Superior Court	1.73	1.00	1.73	1.41	1.00	1.41	1.37	1.00	1.37
<b>Dubois Total</b>			<b>3.14</b>	<b>2.00</b>	<b>1.57</b>	<b>2.76</b>	<b>2.00</b>	<b>1.38</b>	<b>2.49</b>	<b>2.00</b>	<b>1.24</b>
Elkhart	2	20C01 Elkhart Circuit Court	2.85	2.33	1.22	2.90	2.33	1.24	2.68	3.20	0.84

Need = number of judicial officers required based on statistical calculations of caseload  
Have = judicial officers serving that country (fractional numbers indicate actual hour percentages of part-time officials)

# Indiana Trial Courts Weighted Caseload Measures

County	Dist	Court Name	2000			1999			1998		
			Need	Have	Utlz.	Need	Have	Utlz.	Need	Have	Utlz.
Elkhart	2	20D01 Elkhart Superior Court 1	1.87	1.33	1.41	1.98	1.33	1.49	2.05	1.00	2.05
Elkhart	2	20D02 Elkhart Superior Court 2	2.26	1.33	1.70	2.48	1.33	1.87	2.38	1.00	2.38
Elkhart	2	20D03 Elkhart Superior Court 3	1.29	1.33	0.97	1.08	1.33	0.81	1.44	1.00	1.44
Elkhart	2	20D04 Elkhart Superior Court 4 [Goshen]	2.54	1.33	1.91	2.47	1.33	1.86	2.40	1.40	1.71
Elkhart	2	20D05 Elkhart Superior Court 5 [Elkhart]	2.96	1.33	2.23	3.03	1.33	2.28	3.11	1.40	2.22
<b>Elkhart Total</b>			<b>13.77</b>	<b>8.98</b>	<b>1.53</b>	<b>13.94</b>	<b>8.98</b>	<b>1.55</b>	<b>14.06</b>	<b>9.00</b>	<b>1.56</b>
Fayette	9	21C01 Fayette Circuit Court	1.38	1.00	1.38	1.38	1.00	1.38	1.33	1.00	1.33
Fayette	9	21D01 Fayette Superior Court	1.02	1.00	1.02	0.93	1.00	0.93	0.94	1.00	0.94
<b>Fayette Total</b>			<b>2.39</b>	<b>2.00</b>	<b>1.20</b>	<b>2.30</b>	<b>2.00</b>	<b>1.15</b>	<b>2.26</b>	<b>2.00</b>	<b>1.13</b>
Floyd	14	22C01 Floyd Circuit Court	2.33	1.38	1.69	2.16	1.38	1.56	2.93	1.33	2.20
Floyd	14	22D01 Floyd Superior Court 1	1.53	1.37	1.11	2.30	1.25	1.84	2.81	1.34	2.10
Floyd	14	22E01 Floyd Superior Court 2	2.25	1.25	1.80	1.54	1.37	1.12	1.55	1.33	1.17
<b>Floyd Total</b>			<b>6.11</b>	<b>4.00</b>	<b>1.53</b>	<b>6.00</b>	<b>4.00</b>	<b>1.50</b>	<b>7.29</b>	<b>4.00</b>	<b>1.82</b>
Fountain	4	23C01 Fountain Circuit Court	1.29	1.25	1.03	1.14	1.25	0.91	1.18	1.25	0.94
<b>Fountain Total</b>			<b>1.29</b>	<b>1.25</b>	<b>1.03</b>	<b>1.14</b>	<b>1.25</b>	<b>0.91</b>	<b>1.18</b>	<b>1.25</b>	<b>0.94</b>
Franklin	9	24C01 Franklin Circuit Court	1.41	1.00	1.41	1.11	1.00	1.11	1.03	1.00	1.03
<b>Franklin Total</b>			<b>1.41</b>	<b>1.00</b>	<b>1.41</b>	<b>1.11</b>	<b>1.00</b>	<b>1.11</b>	<b>1.03</b>	<b>1.00</b>	<b>1.03</b>
Fulton	5	25C01 Fulton Circuit Court	0.82	1.00	0.82	0.91	1.00	0.91	0.81	1.00	0.81
Fulton	5	25D01 Fulton Superior Court	0.99	1.00	0.99	0.90	1.00	0.90	0.90	1.00	0.90
<b>Fulton Total</b>			<b>1.81</b>	<b>2.00</b>	<b>0.91</b>	<b>1.81</b>	<b>2.00</b>	<b>0.90</b>	<b>1.71</b>	<b>2.00</b>	<b>0.85</b>
Gibson	13	26C01 Gibson Circuit Court	1.03	1.00	1.03	1.07	1.00	1.07	1.03	1.00	1.03
Gibson	13	26D01 Gibson Superior Court	1.27	1.00	1.27	1.31	1.00	1.31	1.19	1.00	1.19
<b>Gibson Total</b>			<b>2.30</b>	<b>2.00</b>	<b>1.15</b>	<b>2.38</b>	<b>2.00</b>	<b>1.19</b>	<b>2.22</b>	<b>2.00</b>	<b>1.11</b>
Grant	6	27C01 Grant Circuit Court	1.50	1.50	1.00	1.58	1.50	1.05	1.50	1.50	1.00
Grant	6	27D01 Grant Superior Court 1	0.95	1.00	0.95	0.88	1.00	0.88	0.94	1.00	0.94
Grant	6	27D02 Grant Superior Court 2	0.89	1.50	0.60	1.08	1.50	0.72	1.23	1.50	0.82
Grant	6	27D03 Grant Superior Court 3	1.91	1.50	1.27	2.04	1.50	1.36	1.83	1.00	1.83
<b>Grant Total</b>			<b>5.25</b>	<b>5.50</b>	<b>0.95</b>	<b>5.58</b>	<b>5.50</b>	<b>1.01</b>	<b>5.50</b>	<b>5.00</b>	<b>1.10</b>
Greene	10	28C01 Greene Circuit Court	1.18	1.00	1.18	1.10	1.00	1.10	0.97	1.00	0.97
Greene	10	28D01 Greene Superior Court	1.10	1.00	1.10	1.14	1.00	1.14	1.14	1.00	1.14
<b>Greene Total</b>			<b>2.28</b>	<b>2.00</b>	<b>1.14</b>	<b>2.23</b>	<b>2.00</b>	<b>1.12</b>	<b>2.11</b>	<b>2.00</b>	<b>1.05</b>
Hamilton	8	29C01 Hamilton Circuit Court	2.47	1.53	1.61	2.29	1.23	1.86	2.60	1.43	1.82
Hamilton	8	29D01 Hamilton Superior Court 1	1.92	1.74	1.10	1.89	1.24	1.53	1.95	1.44	1.36
Hamilton	8	29D02 Hamilton Superior Court 2	1.08	1.33	0.81	1.15	1.53	0.75	1.28	1.33	0.97
Hamilton	8	29D03 Hamilton Superior Court 3	1.81	1.42	1.27	1.47	1.43	1.03	1.30	1.43	0.91
Hamilton	8	29D04 Hamilton Superior Court 4	1.49	1.19	1.25	1.18	1.37	0.86	0.99	1.37	0.73
Hamilton	8	29D05 Hamilton Superior Court 5	1.49	1.09	1.37	1.00	1.10	0.90	0.87	1.10	0.79
<b>Hamilton Total</b>			<b>10.25</b>	<b>8.30</b>	<b>1.24</b>	<b>8.98</b>	<b>7.90</b>	<b>1.14</b>	<b>9.01</b>	<b>8.10</b>	<b>1.11</b>
Hancock	8	30C01 Hancock Circuit Court	1.29	1.00	1.29	0.73	1.00	0.73	0.85	1.00	0.85
Hancock	8	30D01 Hancock Superior Court 1	1.20	1.00	1.20	1.20	1.00	1.20	0.85	1.00	0.85
Hancock	8	30D02 Hancock Superior Court 2	1.27	1.00	1.27	1.75	1.00	1.75	1.32	1.00	1.32
<b>Hancock Total</b>			<b>3.76</b>	<b>3.00</b>	<b>1.25</b>	<b>3.69</b>	<b>3.00</b>	<b>1.23</b>	<b>3.02</b>	<b>3.00</b>	<b>1.01</b>
Harrison	14	31C01 Harrison Circuit Court	1.55	1.00	1.55	1.38	1.00	1.38	1.34	1.00	1.34
Harrison	14	31D01 Harrison Superior Court	1.23	1.00	1.23	1.30	1.00	1.30	1.24	1.00	1.24
<b>Harrison Total</b>			<b>2.77</b>	<b>2.00</b>	<b>1.39</b>	<b>2.68</b>	<b>2.00</b>	<b>1.34</b>	<b>2.58</b>	<b>2.00</b>	<b>1.29</b>
Hendricks	8	32C01 Hendricks Circuit Court	1.71	1.00	1.71	1.52	1.00	1.52	1.65	1.00	1.65
Hendricks	8	32D01 Hendricks Superior Court 1	1.39	1.00	1.39	1.30	1.00	1.30	1.32	1.00	1.32
Hendricks	8	32D02 Hendricks Superior Court 2	1.30	1.00	1.30	1.23	1.00	1.23	1.41	1.00	1.41
Hendricks	8	32D03 Hendricks Superior Court 3	1.42	1.00	1.42	1.08	1.00	1.08	0.91	1.00	0.91
<b>Hendricks Total</b>			<b>5.81</b>	<b>4.00</b>	<b>1.45</b>	<b>5.12</b>	<b>4.00</b>	<b>1.28</b>	<b>5.28</b>	<b>4.00</b>	<b>1.32</b>
Henry	6	33C01 Henry Circuit Court	1.53	1.35	1.13	1.45	1.35	1.07	1.28	1.35	0.95
Henry	6	33D01 Henry Superior Court 1	0.92	1.35	0.68	0.87	1.35	0.65	0.88	1.35	0.65
Henry	6	33D02 Henry Superior Court 2	1.30	1.00	1.30	1.32	1.00	1.32	1.35	1.00	1.35
<b>Henry Total</b>			<b>3.74</b>	<b>3.70</b>	<b>1.01</b>	<b>3.63</b>	<b>3.70</b>	<b>0.98</b>	<b>3.51</b>	<b>3.70</b>	<b>0.95</b>
Howard	5	34C01 Howard Circuit Court	2.42	1.35	1.79	2.47	1.50	1.65	2.57	1.35	1.91
Howard	5	34D01 Howard Superior Court 1	1.76	1.00	1.76	1.65	1.00	1.65	1.50	1.00	1.50
Howard	5	34D02 Howard Superior Court 2	1.93	1.00	1.93	1.02	1.00	1.02	0.65	1.00	0.65
Howard	5	34D03 Howard Superior Court 3	1.96	1.00	1.96	2.85	1.00	2.85	3.15	1.00	3.15
<b>Howard Total</b>			<b>8.07</b>	<b>4.35</b>	<b>1.85</b>	<b>7.99</b>	<b>4.50</b>	<b>1.78</b>	<b>7.88</b>	<b>4.35</b>	<b>1.81</b>
Huntington	3	35C01 Huntington Circuit Court	1.41	1.00	1.41	1.30	1.00	1.30	1.32	1.00	1.32
Huntington	3	35D01 Huntington Superior Court	1.68	1.00	1.68	1.50	1.00	1.50	1.55	1.00	1.55
<b>Huntington Total</b>			<b>3.08</b>	<b>2.00</b>	<b>1.54</b>	<b>2.80</b>	<b>2.00</b>	<b>1.40</b>	<b>2.87</b>	<b>2.00</b>	<b>1.44</b>

# Indiana Trial Courts Weighted Caseload Measures

County	Dist	Court Name	2000			1999			1998		
			Need	Have	Utlz.	Need	Have	Utlz.	Need	Have	Utlz.
Jackson	11	36C01 Jackson Circuit Court	1.62	1.10	1.48	1.54	1.50	1.02	1.79	1.05	1.70
Jackson	11	36D01 Jackson Superior Court	2.17	1.00	2.17	1.98	1.00	1.98	1.92	1.00	1.92
<b>Jackson Total</b>			<b>3.80</b>	<b>2.10</b>	<b>1.81</b>	<b>3.52</b>	<b>2.50</b>	<b>1.41</b>	<b>3.71</b>	<b>2.05</b>	<b>1.81</b>
Jasper	1	37C01 Jasper Circuit Court	1.01	1.00	1.01	0.44	1.00	0.44	0.44	1.00	0.44
Jasper	1	37D01 Jasper Superior Court 1	0.90	1.00	0.90	0.75	1.00	0.75	0.72	1.00	0.72
Jasper	1	37D02 Jasper Superior Court 2	0.22	1.00	0.22	0.88	1.00	0.88	0.98	1.00	0.98
<b>Jasper Total</b>			<b>2.14</b>	<b>3.00</b>	<b>0.71</b>	<b>2.06</b>	<b>3.00</b>	<b>0.69</b>	<b>2.14</b>	<b>3.00</b>	<b>0.71</b>
Jay	6	38C01 Jay Circuit Court	0.70	1.00	0.70	0.67	1.00	0.67	0.76	1.00	0.76
Jay	6	38D01 Jay Superior Court	0.50	1.00	0.50	0.46	1.00	0.46	0.54	1.00	0.54
<b>Jay Total</b>			<b>1.20</b>	<b>2.00</b>	<b>0.60</b>	<b>1.14</b>	<b>2.00</b>	<b>0.57</b>	<b>1.29</b>	<b>2.00</b>	<b>0.65</b>
Jefferson	12	39C01 Jefferson Circuit Court	1.51	0.50	3.02	1.14	0.50	2.29	1.20	1.00	1.20
Jefferson	12	39D01 Jefferson Superior Court	1.57	1.00	1.57	1.32	1.00	1.32	1.38	1.00	1.38
<b>Jefferson Total</b>			<b>3.08</b>	<b>1.50</b>	<b>2.05</b>	<b>2.46</b>	<b>1.50</b>	<b>1.64</b>	<b>2.58</b>	<b>2.00</b>	<b>1.29</b>
Jennings	11	40C01 Jennings Circuit Court	0.91	1.00	0.91	0.82	1.00	0.82	0.84	1.00	0.84
Jennings	11	40D01 Jennings Superior Court	1.43	1.00	1.43	1.33	1.00	1.33	1.47	1.00	1.47
<b>Jennings Total</b>			<b>2.34</b>	<b>2.00</b>	<b>1.17</b>	<b>2.15</b>	<b>2.00</b>	<b>1.08</b>	<b>2.31</b>	<b>2.00</b>	<b>1.16</b>
Johnson	8	41C01 Johnson Circuit Court	2.55	2.25	1.13	2.11	2.13	0.99	1.91	2.13	0.90
Johnson	8	41D01 Johnson Superior Court 1	1.63	1.25	1.30	2.10	1.13	1.86	1.96	1.13	1.73
Johnson	8	41D02 Johnson Superior Court 2	1.26	1.25	1.01	1.32	1.13	1.17	1.26	1.13	1.11
Johnson	8	41D03 Johnson Superior Court 3	1.55	1.25	1.24	1.50	1.61	0.93	1.86	1.61	1.16
<b>Johnson Total</b>			<b>6.99</b>	<b>6.00</b>	<b>1.16</b>	<b>7.03</b>	<b>6.00</b>	<b>1.17</b>	<b>6.99</b>	<b>6.00</b>	<b>1.17</b>
Knox	13	42C01 Knox Circuit Court	0.95	1.00	0.95	0.71	1.00	0.71	0.59	1.00	0.59
Knox	13	42D01 Knox Superior Court 1	0.88	1.00	0.88	0.77	1.00	0.77	0.80	1.00	0.80
Knox	13	42D02 Knox Superior Court 2	2.10	1.00	2.10	1.79	1.00	1.79	1.91	1.00	1.91
<b>Knox Total</b>			<b>3.93</b>	<b>3.00</b>	<b>1.31</b>	<b>3.26</b>	<b>3.00</b>	<b>1.09</b>	<b>3.30</b>	<b>3.00</b>	<b>1.10</b>
Kosciusko	2	43C01 Kosciusko Circuit Court	1.74	1.00	1.74	1.74	1.00	1.74	1.88	1.00	1.88
Kosciusko	2	43D01 Kosciusko Superior Court 1	1.77	1.00	1.77	1.50	1.00	1.50	1.54	1.00	1.54
Kosciusko	2	43D02 Kosciusko Superior Court 2	1.67	1.00	1.67	1.37	1.00	1.37	1.44	1.00	1.44
Kosciusko	2	43D03 Kosciusko Superior Court 3	0.76	1.00	0.76	0.60	1.00	0.60	0.58	1.00	0.58
<b>Kosciusko Total</b>			<b>5.95</b>	<b>4.00</b>	<b>1.49</b>	<b>5.21</b>	<b>4.00</b>	<b>1.30</b>	<b>5.44</b>	<b>4.00</b>	<b>1.36</b>
Lagrange	3	44C01 LaGrange Circuit Court	1.08	1.00	1.08	0.95	1.00	0.95	0.93	1.00	0.93
Lagrange	3	44D01 LaGrange Superior Court	1.28	1.00	1.28	1.13	1.00	1.13	0.98	1.00	0.98
<b>Lagrange Total</b>			<b>2.36</b>	<b>2.00</b>	<b>1.18</b>	<b>2.08</b>	<b>2.00</b>	<b>1.04</b>	<b>1.90</b>	<b>2.00</b>	<b>0.95</b>
Lake	1	45C01 Lake Circuit Court	5.42	3.60	1.50	5.74	3.50	1.64	4.80	7.00	0.69
Lake	1	45D01 Lake Superior Court, Civil Division 1	1.65	1.40	1.18	1.10	1.40	0.78	1.13	1.40	0.81
Lake	1	45D02 Lake Superior Court, Civil Division 2	1.80	1.80	1.00	2.00	1.80	1.11	2.31	2.40	0.96
Lake	1	45D03 Lake Superior Court, Civil Division 3	5.46	1.60	3.41	5.45	1.60	3.41	6.94	1.90	3.65
Lake	1	45D04 Lake Superior Court, Civil Division 4	1.37	1.40	0.98	1.42	1.40	1.01	1.42	1.90	0.75
Lake	1	45D05 Lake Superior Court, Civil Division 5	3.00	1.60	1.87	3.26	1.60	2.04	3.72	1.90	1.96
Lake	1	45D06 Lake Superior Court, Juvenile Division	4.51	6.35	0.71	5.18	6.00	0.86	5.08	6.00	0.85
Lake	1	45D07 Lake Superior Court, County Division 1	2.56	2.20	1.16	2.78	2.00	1.39	2.62	2.00	1.31
Lake	1	45D08 Lake Superior Court, County Division 2	3.28	2.00	1.64	3.49	2.00	1.74	3.26	2.00	1.63
Lake	1	45D09 Lake Superior Court, County Division 3	3.62	2.20	1.65	3.13	2.40	1.30	3.22	2.35	1.37
Lake	1	45D10 Lake Superior Court, Civil Division 6	0.52	1.00	0.52						
Lake	1	45D11 Lake Superior Court, Civil Division 7	0.28	1.00	0.28						
Lake	1	45D12 Lake Superior Court, County Division 4	0.02	1.00	0.02						
Lake	1	45G01 Lake Superior Court, Criminal Division 1	0.90	1.50	0.60	0.61	1.50	0.41	0.63	1.50	0.42
Lake	1	45G02 Lake Superior Court, Criminal Division 2	0.73	1.50	0.49	0.50	1.50	0.33	0.53	1.50	0.35
Lake	1	45G03 Lake Superior Court, Criminal Division 3	0.73	1.50	0.48	0.51	1.50	0.34	0.52	1.50	0.35
Lake	1	45G04 Lake Superior Court, Criminal Division 4	0.73	1.50	0.48	0.50	1.50	0.33	0.53	1.50	0.35
<b>Lake Total</b>			<b>36.56</b>	<b>33.15</b>	<b>1.10</b>	<b>35.65</b>	<b>29.70</b>	<b>1.20</b>	<b>36.70</b>	<b>34.85</b>	<b>1.05</b>
La Porte	1	46C01 LaPorte Circuit Court	3.64	2.40	1.52	2.99	2.40	1.25	2.53	3.00	0.84
La Porte	1	46D01 LaPorte Superior Court 1	1.35	1.00	1.35	1.44	1.00	1.44	1.64	1.00	1.64
La Porte	1	46D02 LaPorte Superior Court 2	1.47	1.00	1.47	1.13	1.00	1.13	1.05	1.00	1.05
La Porte	1	46D03 LaPorte Superior Court 3 in LaPorte	2.18	1.00	2.18	2.29	1.00	2.29	2.30	1.00	2.30
La Porte	1	46D04 LaPorte Superior Court 4 in Michigan City	2.99	1.60	1.87	2.72	1.60	1.70	2.75	1.50	1.83
<b>La Porte Total</b>			<b>11.64</b>	<b>7.00</b>	<b>1.66</b>	<b>10.58</b>	<b>7.00</b>	<b>1.51</b>	<b>10.28</b>	<b>7.50</b>	<b>1.37</b>
Lawrence	10	47C01 Lawrence Circuit Court	1.43	1.60	0.89	1.27	1.75	0.73	1.29	1.75	0.74
Lawrence	10	47D01 Lawrence Superior Court 1	1.07	1.00	1.07	1.03	1.00	1.03	1.12	1.00	1.12
Lawrence	10	47D02 Lawrence Superior Court 2	1.17	1.00	1.17	1.13	1.00	1.13	1.10	1.00	1.10
<b>Lawrence Total</b>			<b>3.67</b>	<b>3.60</b>	<b>1.02</b>	<b>3.44</b>	<b>3.75</b>	<b>0.92</b>	<b>3.51</b>	<b>3.75</b>	<b>0.94</b>
Madison	6	48C01 Madison Circuit Court	2.02	1.75	1.15	1.81	1.75	1.03	1.60	1.50	1.07

# Indiana Trial Courts Weighted Caseload Measures

County	Dist	Court Name	2000			1999			1998		
			Need	Have	Utlz.	Need	Have	Utlz.	Need	Have	Utlz.
Madison	6	48D01 Madison Superior Court 1	2.07	1.50	1.38	1.84	1.50	1.23	1.59	1.35	1.18
Madison	6	48D02 Madison Superior Court 2	2.39	1.35	1.77	2.17	1.35	1.61	2.55	1.35	1.89
Madison	6	48D03 Madison Superior Court 3	1.89	2.00	0.95	2.11	1.50	1.41	2.36	1.50	1.57
Madison	6	48E01 Madison County Court 1	1.03	1.00	1.03	1.01	1.00	1.01	0.96	1.00	0.96
Madison	6	48E02 Madison County Court 2	1.09	1.00	1.09	1.29	1.00	1.29	1.04	1.00	1.04
<b>Madison Total</b>			<b>10.50</b>	<b>8.60</b>	<b>1.22</b>	<b>10.23</b>	<b>8.10</b>	<b>1.26</b>	<b>10.10</b>	<b>7.70</b>	<b>1.31</b>
Marion	8	49C01 Marion Circuit Court	6.38	3.00	2.13	5.99	3.00	2.00	5.87	3.10	1.89
Marion	8	49D01 Marion Superior Court, Civil Division 1	2.42	1.63	1.48	2.59	1.63	1.59	2.56	1.44	1.78
Marion	8	49D02 Marion Superior Court, Civil Division 2	3.60	2.00	1.80	2.69	1.60	1.68	2.56	1.50	1.70
Marion	8	49D03 Marion Superior Court, Civil Division 3	2.45	1.63	1.50	2.58	1.63	1.58	2.54	1.50	1.69
Marion	8	49D04 Marion Superior Court, Civil Division 4	2.61	1.50	1.74	2.58	1.60	1.62	2.57	1.50	1.71
Marion	8	49D05 Marion Superior Court, Civil Division 5	2.61	1.63	1.60	2.58	1.63	1.58	2.58	1.50	1.72
Marion	8	49D06 Marion Superior Court, Civil Division 6	2.62	1.12	2.34	2.58	1.63	1.58	2.57	1.68	1.53
Marion	8	49D07 Marion Superior Court, Civil Division 7	2.62	1.12	2.34	2.58	1.62	1.59	2.55	1.68	1.52
Marion	8	49D08 Marion Superior Court, Probate Division	3.29	4.50	0.73	3.54	4.00	0.88	4.62	4.50	1.03
Marion	8	49D09 Marion Superior Court, Juvenile Division	8.15	6.00	1.36	8.14	6.50	1.25	8.78	7.00	1.25
Marion	8	49D10 Marion Superior Court, Civil Division 10	2.60	1.62	1.61	2.58	1.62	1.59	2.56	1.68	1.52
Marion	8	49D11 Marion Superior Court, Civil Division 11	2.61	2.62	1.00	2.59	1.62	1.60	2.52	1.68	1.50
Marion	8	49D12 Marion Superior Court, Civil Division 12	2.62	1.62	1.62	2.57	1.62	1.59	2.53	1.68	1.50
Marion	8	49D13 Marion Superior Court, Civil Division 13	2.62	0.50	5.23	2.59	1.60	1.62	2.55	1.68	1.52
Marion	8	49F07 Marion Superior Court, Criminal Division 7	1.97	2.25	0.88	2.32	1.25	1.86	2.29	1.50	1.53
Marion	8	49F08 Marion Superior Court, Criminal Division 8	1.96	1.40	1.40	2.31	1.20	1.93	2.26	1.50	1.51
Marion	8	49F09 Marion Superior Court, Criminal Division 9	1.69	1.50	1.13	1.85	1.50	1.24	1.68	1.50	1.12
Marion	8	49F10 Marion Superior Court, Criminal Division 10	1.77	1.00	1.77	1.93	1.00	1.93	1.90	1.50	1.27
Marion	8	49F12 Marion Superior Court, Criminal Division 12	1.60	1.00	1.60	1.54	0.00		1.80	1.00	1.80
Marion	8	49F13 Marion Superior Court, Initial Hearing Court	3.41	2.00	1.70	4.73	1.50	3.16	8.86	1.00	8.86
Marion	8	49F15 Marion Superior Court, Criminal Division 15	1.70	1.45	1.18	1.90	1.45	1.31	1.69	1.50	1.13
Marion	8	49F16 Marion Superior Court, Criminal Division 16	2.18	1.25	1.75	1.88	1.25	1.50	1.85	1.50	1.23
Marion	8	49F17 Marion Superior Court, Criminal Division 17	2.19	1.25	1.75	1.82	1.25	1.46	1.81	1.50	1.21
Marion	8	49F18 Marion Superior Court, Criminal Division 18	1.74	1.20	1.45	1.99	1.20	1.65	1.68	1.50	1.12
Marion	8	49F19 Marion Superior Court, Criminal Division 19	1.77	1.00	1.77	1.93	1.00	1.93	1.92	1.50	1.28
Marion	8	49G01 Marion Superior Court, Criminal Division 1	0.71	1.50	0.48	0.77	1.50	0.51	0.64	1.60	0.40
Marion	8	49G02 Marion Superior Court, Criminal Division 2	0.73	1.50	0.49	0.76	1.50	0.51	0.59	1.60	0.37
Marion	8	49G03 Marion Superior Court, Criminal Division 3	0.72	1.50	0.48	0.80	1.50	0.53	0.59	1.60	0.37
Marion	8	49G04 Marion Superior Court, Criminal Division 4	0.65	1.80	0.36	0.67	1.55	0.43	0.61	1.60	0.38
Marion	8	49G05 Marion Superior Court, Criminal Division 5	0.69	1.50	0.46	0.72	1.50	0.48	0.62	1.60	0.39
Marion	8	49G06 Marion Superior Court, Criminal Division 6	0.70	1.50	0.47	0.79	1.50	0.53	0.60	1.60	0.37
Marion	8	49G14 Marion Superior Court, Criminal Division 14	1.38	1.00	1.38	1.44	2.00	0.72	1.92	1.50	1.28
Marion	8	49G20 Marion Superior Court, Criminal Division 20	1.55	2.00	0.77	1.33	2.00	0.67	1.40	2.14	0.65
Marion	8	49F31 Violations Bureau	5.91	0.00		5.43	0.00			0.00	
<b>Marion Total</b>			<b>82.24</b>	<b>58.09</b>	<b>1.42</b>	<b>83.12</b>	<b>56.95</b>	<b>1.46</b>	<b>82.06</b>	<b>60.86</b>	<b>1.35</b>
Marshall	2	50C01 Marshall Circuit Court	1.18	1.00	1.18	1.16	1.00	1.16	0.90	1.00	0.90
Marshall	2	50D01 Marshall Superior Court 1	1.00	1.00	1.00	0.85	1.00	0.85	0.96	1.00	0.96
Marshall	2	50D02 Marshall Superior Court 2	1.94	1.00	1.94	1.91	1.00	1.91	1.76	1.00	1.76
<b>Marshall Total</b>			<b>4.12</b>	<b>3.00</b>	<b>1.37</b>	<b>3.92</b>	<b>3.00</b>	<b>1.31</b>	<b>3.62</b>	<b>3.00</b>	<b>1.21</b>
Martin	13	51C01 Martin Circuit Court	0.97	1.00	0.97	0.79	1.00	0.79	0.79	1.00	0.79
<b>Martin Total</b>			<b>0.97</b>	<b>1.00</b>	<b>0.97</b>	<b>0.79</b>	<b>1.00</b>	<b>0.79</b>	<b>0.79</b>	<b>1.00</b>	<b>0.79</b>
Miami	5	52C01 Miami Circuit Court	1.33	1.00	1.33	1.38	1.00	1.38	1.73	1.00	1.73
Miami	5	52D01 Miami Superior Court	1.45	1.00	1.45	1.17	1.00	1.17	0.97	1.00	0.97
<b>Miami Total</b>			<b>2.78</b>	<b>2.00</b>	<b>1.39</b>	<b>2.55</b>	<b>2.00</b>	<b>1.27</b>	<b>2.70</b>	<b>2.00</b>	<b>1.35</b>
Monroe	10	53C01 Monroe Circuit Court 1	1.40	1.00	1.40	1.33	1.00	1.33	1.34	1.00	1.34
Monroe	10	53C02 Monroe Circuit Court 2	1.40	1.00	1.40	1.32	1.00	1.32	1.27	1.00	1.27
Monroe	10	53C03 Monroe Circuit Court 3	1.39	1.00	1.39	1.34	1.00	1.34	1.38	1.00	1.38
Monroe	10	53C04 Monroe Circuit Court 4	1.42	1.00	1.42	1.42	1.00	1.42	1.31	1.00	1.31
Monroe	10	53C05 Monroe Circuit Court 5	1.39	1.00	1.39	1.39	1.00	1.39	1.27	1.00	1.27
Monroe	10	53C06 Monroe Circuit Court 6	1.53	1.00	1.53	1.42	1.00	1.42	1.36	1.00	1.36
Monroe	10	53C07 Monroe Circuit Court 7	1.44	1.00	1.44	1.36	1.00	1.36	1.12	1.00	1.12
<b>Monroe Total</b>			<b>9.97</b>	<b>7.00</b>	<b>1.42</b>	<b>9.59</b>	<b>7.00</b>	<b>1.37</b>	<b>9.06</b>	<b>7.00</b>	<b>1.29</b>
Montgomery	4	54C01 Montgomery Circuit Court	1.49	1.00	1.49	0.93	1.00	0.93	0.99	1.00	0.99
Montgomery	4	54D01 Montgomery Superior Court	0.99	1.00	0.99	0.92	1.00	0.92	0.96	1.00	0.96
Montgomery	4	54E01 Montgomery County Court	1.02	1.00	1.02	0.98	1.00	0.98	0.84	1.00	0.84
<b>Montgomery Total</b>			<b>3.50</b>	<b>3.00</b>	<b>1.17</b>	<b>2.83</b>	<b>3.00</b>	<b>0.94</b>	<b>2.79</b>	<b>3.00</b>	<b>0.93</b>



# Indiana Trial Courts Weighted Caseload Measures

County	Dist	Court Name	2000			1999			1998		
			Need	Have	Utlz.	Need	Have	Utlz.	Need	Have	Utlz.
Morgan	8	55C01 Morgan Circuit Court	1.26	1.50	0.84	1.08	2.00	0.54	1.03	1.50	0.69
Morgan	8	55D01 Morgan Superior Court 1	1.18	1.50	0.79	1.09	1.00	1.09	1.28	1.50	0.85
Morgan	8	55D02 Morgan Superior Court 2	0.77	1.00	0.77	0.70	1.00	0.70	0.77	1.00	0.77
Morgan	8	55D03 Morgan Superior Court 3	0.88	1.00	0.88	0.95	1.00	0.95	0.84	1.00	0.84
<b>Morgan Total</b>			<b>4.08</b>	<b>5.00</b>	<b>0.82</b>	<b>3.83</b>	<b>5.00</b>	<b>0.77</b>	<b>3.92</b>	<b>5.00</b>	<b>0.78</b>
Newton	1	56C01 Newton Circuit Court	0.54	1.00	0.54	0.63	1.00	0.63	0.93	1.00	0.93
Newton	1	56D01 Newton Superior Court	0.89	1.00	0.89	0.65	1.00	0.65	0.62	1.00	0.62
<b>Newton Total</b>			<b>1.42</b>	<b>2.00</b>	<b>0.71</b>	<b>1.28</b>	<b>2.00</b>	<b>0.64</b>	<b>1.55</b>	<b>2.00</b>	<b>0.78</b>
Noble	3	57C01 Noble Circuit Court	1.33	1.00	1.33	1.19	1.00	1.19	1.11	1.00	1.11
Noble	3	57D01 Noble Superior Court 1	1.28	1.00	1.28	1.37	1.00	1.37	1.30	1.00	1.30
Noble	3	57D02 Noble Superior Court 2	1.36	1.00	1.36	1.24	1.00	1.24	1.27	1.00	1.27
<b>Noble Total</b>			<b>3.97</b>	<b>3.00</b>	<b>1.32</b>	<b>3.80</b>	<b>3.00</b>	<b>1.27</b>	<b>3.68</b>	<b>3.00</b>	<b>1.23</b>
Ohio	12	58C01 Ohio Circuit Court	0.16	0.50	0.32	0.18	0.50	0.35	0.15	0.50	0.31
Ohio	12	58D01 Ohio Superior Court	0.57	0.50	1.15	0.42	0.50	0.84	0.47	0.50	0.94
<b>Ohio Total</b>			<b>0.73</b>	<b>1.00</b>	<b>0.73</b>	<b>0.60</b>	<b>1.00</b>	<b>0.60</b>	<b>0.62</b>	<b>1.00</b>	<b>0.62</b>
Orange	14	59C01 Orange Circuit Court	0.82	1.00	0.82	0.99	1.00	0.99	1.23	1.00	1.23
Orange	14	59D01 Orange Superior Court	1.27	1.00	1.27	0.87	1.00	0.87	0.65	1.00	0.65
<b>Orange Total</b>			<b>2.09</b>	<b>2.00</b>	<b>1.05</b>	<b>1.86</b>	<b>2.00</b>	<b>0.93</b>	<b>1.88</b>	<b>2.00</b>	<b>0.94</b>
Owen	10	60C01 Owen Circuit Court	1.52	1.50	1.01	1.50	1.50	1.00	1.50	1.50	1.00
<b>Owen Total</b>			<b>1.52</b>	<b>1.50</b>	<b>1.01</b>	<b>1.50</b>	<b>1.50</b>	<b>1.00</b>	<b>1.50</b>	<b>1.50</b>	<b>1.00</b>
Parke	7	61C01 Parke Circuit Court	1.29	1.00	1.29	1.52	1.00	1.52	1.05	1.00	1.05
<b>Parke Total</b>			<b>1.29</b>	<b>1.00</b>	<b>1.29</b>	<b>1.52</b>	<b>1.00</b>	<b>1.52</b>	<b>1.05</b>	<b>1.00</b>	<b>1.05</b>
Perry	13	62C01 Perry Circuit Court	1.56	1.00	1.56	1.36	1.00	1.36	1.37	1.00	1.37
<b>Perry Total</b>			<b>1.56</b>	<b>1.00</b>	<b>1.56</b>	<b>1.36</b>	<b>1.00</b>	<b>1.36</b>	<b>1.37</b>	<b>1.00</b>	<b>1.37</b>
Pike	13	63C01 Pike Circuit Court	1.10	1.50	0.74	1.05	1.50	0.70	1.48	1.50	0.98
<b>Pike Total</b>			<b>1.10</b>	<b>1.50</b>	<b>0.74</b>	<b>1.05</b>	<b>1.50</b>	<b>0.70</b>	<b>1.48</b>	<b>1.50</b>	<b>0.98</b>
Porter	1	64C01 Porter Circuit Court	2.21	2.00	1.11	1.74	2.00	0.87	1.62	2.00	0.81
Porter	1	64D01 Porter Superior Court 1	2.38	2.00	1.19	1.99	2.00	1.00	1.94	2.00	0.97
Porter	1	64D02 Porter Superior Court 2	2.45	2.00	1.22	1.88	2.00	0.94	2.00	2.00	1.00
Porter	1	64D03 Porter Superior Court 3	1.23	1.00	1.23	1.26	1.00	1.26	1.24	1.00	1.24
Porter	1	64D04 Porter Superior Court 4	1.61	1.00	1.61	2.18	1.00	2.18	2.06	1.00	2.06
Porter	1	64D06 Porter Superior Court 5	1.52	1.00	1.52	1.68	1.00	1.68	1.50	1.00	1.50
<b>Porter Total</b>			<b>11.41</b>	<b>9.00</b>	<b>1.27</b>	<b>10.74</b>	<b>9.00</b>	<b>1.19</b>	<b>10.36</b>	<b>9.00</b>	<b>1.15</b>
Posey	13	65C01 Posey Circuit Court	0.86	1.00	0.86	0.67	1.00	0.67	0.60	1.00	0.60
Posey	13	65D01 Posey Superior Court	0.89	1.00	0.89	0.82	1.00	0.82	0.91	1.00	0.91
<b>Posey Total</b>			<b>1.75</b>	<b>2.00</b>	<b>0.88</b>	<b>1.49</b>	<b>2.00</b>	<b>0.75</b>	<b>1.51</b>	<b>2.00</b>	<b>0.75</b>
Pulaski	1	66C01 Pulaski Circuit Court	0.81	1.00	0.81	0.76	1.00	0.76	0.88	1.00	0.88
Pulaski	1	66D01 Pulaski Superior Court	0.67	1.00	0.67	0.64	1.00	0.64	0.51	1.00	0.51
<b>Pulaski Total</b>			<b>1.48</b>	<b>2.00</b>	<b>0.74</b>	<b>1.40</b>	<b>2.00</b>	<b>0.70</b>	<b>1.40</b>	<b>2.00</b>	<b>0.70</b>
Putnam	7	67C01 Putnam Circuit Court	1.49	1.00	1.49	1.33	1.00	1.33	1.28	1.00	1.28
Putnam	7	67D01 Putnam Superior Court	1.39	1.00	1.39	1.36	1.00	1.36	1.39	1.00	1.39
<b>Putnam Total</b>			<b>2.88</b>	<b>2.00</b>	<b>1.44</b>	<b>2.69</b>	<b>2.00</b>	<b>1.35</b>	<b>2.67</b>	<b>2.00</b>	<b>1.33</b>
Randolph	6	68C01 Randolph Circuit Court	1.04	1.00	1.04	0.94	1.00	0.94	0.78	1.00	0.78
Randolph	6	68D01 Randolph Superior Court	0.85	1.00	0.85	0.81	1.00	0.81	0.83	1.00	0.83
<b>Randolph Total</b>			<b>1.89</b>	<b>2.00</b>	<b>0.95</b>	<b>1.75</b>	<b>2.00</b>	<b>0.87</b>	<b>1.61</b>	<b>2.00</b>	<b>0.80</b>
Ripley	12	69C01 Ripley Circuit Court	0.95	1.00	0.95	0.88	1.00	0.88	0.82	1.00	0.82
Ripley	12	69D01 Ripley Superior Court	0.86	1.00	0.86	0.87	1.00	0.87	0.82	1.00	0.82
<b>Ripley Total</b>			<b>1.81</b>	<b>2.00</b>	<b>0.90</b>	<b>1.75</b>	<b>2.00</b>	<b>0.88</b>	<b>1.64</b>	<b>2.00</b>	<b>0.82</b>
Rush	9	70C01 Rush Circuit Court	0.67	1.00	0.67	0.58	1.00	0.58	0.63	1.00	0.63
Rush	9	70D01 Rush Superior Court	0.70	1.00	0.70	0.62	1.00	0.62	0.70	1.00	0.70
<b>Rush Total</b>			<b>1.37</b>	<b>2.00</b>	<b>0.69</b>	<b>1.20</b>	<b>2.00</b>	<b>0.60</b>	<b>1.33</b>	<b>2.00</b>	<b>0.66</b>
St. Joseph	2	71C01 St. Joseph Circuit Court	5.24	3.00	1.75	4.27	3.00	1.42	4.51	3.00	1.50
St. Joseph	2	71D06 St. Joseph Superior Court	13.92	10.00	1.39	13.85	10.00	1.39	15.02	10.00	1.50
St. Joseph	2	71J01 St. Joseph Probate Court	3.72	3.00	1.24	3.85	3.00	1.28	3.25	3.00	1.08
<b>St. Joseph Total</b>			<b>22.88</b>	<b>16.00</b>	<b>1.43</b>	<b>21.97</b>	<b>16.00</b>	<b>1.37</b>	<b>22.78</b>	<b>16.00</b>	<b>1.42</b>
Scott	14	72C01 Scott Circuit Court	1.12	1.00	1.12	1.02	1.00	1.02	0.98	1.00	0.98
Scott	14	72D01 Scott Superior Court	1.52	1.00	1.52	1.42	1.00	1.42	1.42	1.00	1.42
<b>Scott Total</b>			<b>2.63</b>	<b>2.00</b>	<b>1.32</b>	<b>2.44</b>	<b>2.00</b>	<b>1.22</b>	<b>2.40</b>	<b>2.00</b>	<b>1.20</b>
Shelby	8	73C01 Shelby Circuit Court	1.09	1.00	1.09	0.71	1.00	0.71	0.66	1.00	0.66
Shelby	8	73D01 Shelby Superior Court 1	1.48	1.00	1.48	1.38	1.00	1.38	1.29	1.00	1.29
Shelby	8	73D02 Shelby Superior Court 2	1.65	1.00	1.65	1.72	1.00	1.72	1.74	1.00	1.74
<b>Shelby Total</b>			<b>4.23</b>	<b>3.00</b>	<b>1.41</b>	<b>3.82</b>	<b>3.00</b>	<b>1.27</b>	<b>3.69</b>	<b>3.00</b>	<b>1.23</b>

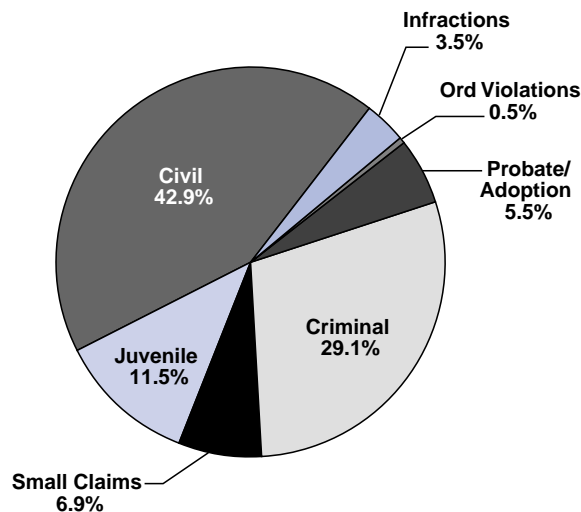
# Indiana Trial Courts Weighted Caseload Measures

County	Dist	Court Name	2000			1999			1998		
			Need	Have	Utlz.	Need	Have	Utlz.	Need	Have	Utlz.
Spencer	13	74C01 Spencer Circuit Court	1.59	1.00	1.59	1.47	1.00	1.47	1.26	1.00	1.26
<b>Spencer Total</b>			<b>1.59</b>	<b>1.00</b>	<b>1.59</b>	<b>1.47</b>	<b>1.00</b>	<b>1.47</b>	<b>1.26</b>	<b>1.00</b>	<b>1.26</b>
Starke	1	75C01 Starke Circuit Court	1.78	2.00	0.89	1.64	2.00	0.82	1.85	2.00	0.93
<b>Starke Total</b>			<b>1.78</b>	<b>2.00</b>	<b>0.89</b>	<b>1.64</b>	<b>2.00</b>	<b>0.82</b>	<b>1.85</b>	<b>2.00</b>	<b>0.93</b>
Steuben	3	76C01 Steuben Circuit Court	1.26	1.50	0.84	1.29	2.00	0.64	1.30	1.50	0.87
Steuben	3	76D01 Steuben Superior Court	1.70	1.50	1.13	1.45	1.00	1.45	1.33	1.50	0.89
<b>Steuben Total</b>			<b>2.95</b>	<b>3.00</b>	<b>0.98</b>	<b>2.74</b>	<b>3.00</b>	<b>0.91</b>	<b>2.64</b>	<b>3.00</b>	<b>0.88</b>
Sullivan	7	77C01 Sullivan Circuit Court	0.92	1.50	0.61	0.84	1.50	0.56	0.99	1.50	0.66
Sullivan	7	77D01 Sullivan Superior Court	1.02	1.50	0.68	0.93	1.50	0.62	1.17	1.50	0.78
<b>Sullivan Total</b>			<b>1.94</b>	<b>3.00</b>	<b>0.65</b>	<b>1.77</b>	<b>3.00</b>	<b>0.59</b>	<b>2.16</b>	<b>3.00</b>	<b>0.72</b>
Switzerland	12	78C01 Switzerland Circuit Court	0.07	0.50	0.15	0.07	0.50	0.13	0.04	0.50	0.09
Switzerland	12	78D01 Switzerland Superior Court	0.62	0.50	1.24	0.57	0.50	1.15	0.58	0.50	1.15
<b>Switzerland Total</b>			<b>0.69</b>	<b>1.00</b>	<b>0.69</b>	<b>0.64</b>	<b>1.00</b>	<b>0.64</b>	<b>0.62</b>	<b>1.00</b>	<b>0.62</b>
Tippecanoe	4	79C01 Tippecanoe Circuit Court	1.47	1.20	1.23	1.57	1.20	1.31	1.44	2.02	0.71
Tippecanoe	4	79D01 Tippecanoe Superior Court 1	1.96	1.20	1.64	1.59	1.20	1.32	1.67	1.02	1.64
Tippecanoe	4	79D02 Tippecanoe Superior Court 2	1.59	1.20	1.33	1.67	1.20	1.39	1.50	1.02	1.47
Tippecanoe	4	79D03 Tippecanoe Superior Court 3	1.25	1.00	1.25	1.10	1.00	1.10	0.62	1.00	0.62
Tippecanoe	4	79D04 Tippecanoe Superior Court 4	2.08	1.20	1.73	1.78	1.20	1.48	1.90	1.34	1.42
Tippecanoe	4	79D05 Tippecanoe Superior Court 5	3.51	1.20	2.92	3.39	1.20	2.83	4.25	1.60	2.66
<b>Tippecanoe Total</b>			<b>11.86</b>	<b>7.00</b>	<b>1.69</b>	<b>11.09</b>	<b>7.00</b>	<b>1.58</b>	<b>11.38</b>	<b>8.00</b>	<b>1.42</b>
Tipton	5	80C01 Tipton Circuit Court	0.73	1.50	0.49	0.73	1.50	0.49	0.78	1.50	0.52
<b>Tipton Total</b>			<b>0.73</b>	<b>1.50</b>	<b>0.49</b>	<b>0.73</b>	<b>1.50</b>	<b>0.49</b>	<b>0.78</b>	<b>1.50</b>	<b>0.52</b>
Union	9	81C01 Union Circuit Court	0.77	1.00	0.77	0.63	1.00	0.63	0.63	1.00	0.63
<b>Union Total</b>			<b>0.77</b>	<b>1.00</b>	<b>0.77</b>	<b>0.63</b>	<b>1.00</b>	<b>0.63</b>	<b>0.63</b>	<b>1.00</b>	<b>0.63</b>
Vanderburgh	13	82C01 Vanderburgh Circuit Court	2.49	2.00	1.25	2.48	2.00	1.24	2.06	2.00	1.03
Vanderburgh	13	82D04 Vanderburgh Superior Court	13.40	10.00	1.34	16.36	12.00	1.36	9.65	8.00	1.21
Vanderburgh	13	82D01 Vanderburgh Superior Court	2.79	2.00	1.39				2.79	2.00	1.40
<b>Vanderburgh Total</b>			<b>18.68</b>	<b>14.00</b>	<b>1.33</b>	<b>18.84</b>	<b>14.00</b>	<b>1.35</b>	<b>14.50</b>	<b>12.00</b>	<b>1.21</b>
Vermillion	7	83C01 Vermillion Circuit Court	1.12	1.00	1.12	0.93	1.00	0.93	0.97	1.00	0.97
<b>Vermillion Total</b>			<b>1.12</b>	<b>1.00</b>	<b>1.12</b>	<b>0.93</b>	<b>1.00</b>	<b>0.93</b>	<b>0.97</b>	<b>1.00</b>	<b>0.97</b>
Vigo	7	84C01 Vigo Circuit Court	2.67	2.00	1.33	2.28	2.00	1.14	2.33	2.00	1.16
Vigo	7	84D01 Vigo Superior Court 1	1.43	1.00	1.43	1.13	1.00	1.13	1.17	1.00	1.17
Vigo	7	84D02 Vigo Superior Court 2	1.89	1.00	1.89	1.65	1.00	1.65	1.62	1.00	1.62
Vigo	7	84E01 Vigo County Court 1	1.52	1.00	1.52	1.02	1.00	1.02	0.99	1.00	0.99
Vigo	7	84E02 Vigo County Court 2	1.89	1.00	1.89	1.63	1.00	1.63	1.84	1.00	1.84
<b>Vigo Total</b>			<b>9.40</b>	<b>6.00</b>	<b>1.57</b>	<b>7.71</b>	<b>6.00</b>	<b>1.29</b>	<b>7.95</b>	<b>6.00</b>	<b>1.33</b>
Wabash	5	85C01 Wabash Circuit Court	1.49	1.00	1.49	1.41	1.10	1.28	1.48	1.10	1.35
Wabash	5	85D01 Wabash Superior Court	1.35	1.00	1.35	1.44	1.00	1.44	1.30	1.00	1.30
<b>Wabash Total</b>			<b>2.84</b>	<b>2.00</b>	<b>1.42</b>	<b>2.85</b>	<b>2.10</b>	<b>1.36</b>	<b>2.78</b>	<b>2.10</b>	<b>1.32</b>
Warren	4	86C01 Warren Circuit Court	0.52	1.00	0.52	0.47	1.00	0.47	0.55	1.00	0.55
<b>Warren Total</b>			<b>0.52</b>	<b>1.00</b>	<b>0.52</b>	<b>0.47</b>	<b>1.00</b>	<b>0.47</b>	<b>0.55</b>	<b>1.00</b>	<b>0.55</b>
Warrick	13	87C01 Warrick Circuit Court	1.41	1.00	1.41	1.30	1.00	1.30	1.29	1.00	1.29
Warrick	13	87D01 Warrick Superior Court 1	1.10	1.00	1.10	0.89	1.00	0.89	0.99	1.00	0.99
Warrick	13	87D02 Warrick Superior Court 2	1.06	1.00	1.06	0.93	1.00	0.93	0.93	1.00	0.93
<b>Warrick Total</b>			<b>3.57</b>	<b>3.00</b>	<b>1.19</b>	<b>3.11</b>	<b>3.00</b>	<b>1.04</b>	<b>3.20</b>	<b>3.00</b>	<b>1.07</b>
Washington	14	88C01 Washington Circuit Court	1.22	1.00	1.22	1.04	1.00	1.04	1.02	1.00	1.02
Washington	14	88D01 Washington Superior Court	1.01	1.00	1.01	1.15	1.00	1.15	1.15	1.00	1.15
<b>Washington Total</b>			<b>2.23</b>	<b>2.00</b>	<b>1.11</b>	<b>2.19</b>	<b>2.00</b>	<b>1.10</b>	<b>2.17</b>	<b>2.00</b>	<b>1.09</b>
Wayne	9	89C01 Wayne Circuit Court	1.19	1.00	1.19	1.17	1.00	1.17	1.11	1.00	1.11
Wayne	9	89D01 Wayne Superior Court 1	1.20	1.00	1.20	1.13	1.00	1.13	1.08	1.00	1.08
Wayne	9	89D02 Wayne Superior Court 2	1.20	1.00	1.20	1.15	1.00	1.15	1.14	1.00	1.14
Wayne	9	89D03 Wayne Superior Court 3	2.04	1.50	1.36	2.15	1.50	1.44	2.34	1.50	1.56
<b>Wayne Total</b>			<b>5.63</b>	<b>4.50</b>	<b>1.25</b>	<b>5.61</b>	<b>4.50</b>	<b>1.25</b>	<b>5.68</b>	<b>4.50</b>	<b>1.26</b>
Wells	3	90C01 Wells Circuit Court	0.74	1.00	0.74	0.79	1.00	0.79	0.81	1.00	0.81
Wells	3	90D01 Wells Superior Court	0.94	1.00	0.94	0.74	1.00	0.74	0.79	1.00	0.79
<b>Wells Total</b>			<b>1.69</b>	<b>2.00</b>	<b>0.84</b>	<b>1.53</b>	<b>2.00</b>	<b>0.76</b>	<b>1.60</b>	<b>2.00</b>	<b>0.80</b>
White	4	91C01 White Circuit Court	1.32	1.00	1.32	1.23	1.00	1.23	1.09	1.00	1.09
White	4	91D01 White Superior Court	1.18	1.00	1.18	0.87	1.00	0.87	0.93	1.00	0.93
<b>White Total</b>			<b>2.50</b>	<b>2.00</b>	<b>1.25</b>	<b>2.10</b>	<b>2.00</b>	<b>1.05</b>	<b>2.01</b>	<b>2.00</b>	<b>1.01</b>
Whitley	3	92C01 Whitley Circuit Court	1.11	1.00	1.11	1.18	1.00	1.18	1.03	1.00	1.03
Whitley	3	92D01 Whitley Superior Court	1.30	1.00	1.30	1.28	1.00	1.28	1.20	1.00	1.20
<b>Whitley Total</b>			<b>2.41</b>	<b>2.00</b>	<b>1.21</b>	<b>2.46</b>	<b>2.00</b>	<b>1.23</b>	<b>2.23</b>	<b>2.00</b>	<b>1.12</b>
<b>GRAND TOTAL</b>			<b>501.90</b>	<b>397.22</b>	<b>1.26</b>	<b>480.10</b>	<b>393.63</b>	<b>1.22</b>	<b>477.68</b>	<b>401.81</b>	<b>1.19</b>

# Indiana Trial Courts Weighted Caseload Measures

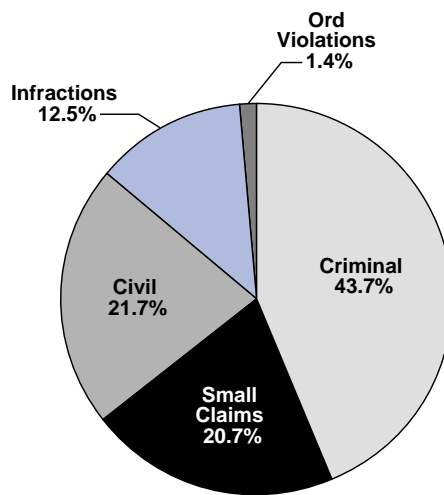
---

## Weighted Caseload in Courts of Record



The importance of the weighted caseload measures can be seen from these charts, which reflect an estimate of judicial resources consumed by each category. Despite the numerically large number of cases in small claims and infractions categories, criminal and civil case types demand 72% of judicial time in courts of record due to the complexity of the cases included in those categories.

## Weighted Caseload in Other Courts



# Indiana Trial Courts

## Cases Filed - All Courts (Caseload Comparisons)

CASE TYPE	1991	1992	1993	1994	1995	1996	1997	1998	1999	2000
<b>Criminal</b>										
Felony	41,590	42,602	43,669	46,330	14,773	13,869	14,980	14,722	14,715	15,964
Class D Felony					34,045	35,674	37,034	39,064	39,167	39,144
Misdemeanor	193,486	180,799	186,009	184,439	184,372	198,754	201,761	225,207	199,016	198,680
Post Conviction	1,693	1,305	1,237	1,108	890	894	866	935	1,097	1,225
Misc. Criminal	5,994	5,990	5,839	7,564	7,984	7,306	8,791	9,893	9,912	11,329
Infractions	593,710	585,222	602,595	592,616	633,837	653,591	599,638	667,974	654,838	754,933
Ord Violations	47,490	58,705	77,721	69,596	81,794	74,729	73,574	104,435	90,648	92,409
<b>Sub-Total</b>	<b>883,963</b>	<b>874,623</b>	<b>917,070</b>	<b>901,653</b>	<b>957,695</b>	<b>984,817</b>	<b>936,644</b>	<b>1,062,230</b>	<b>1,009,393</b>	<b>1,113,684</b>
<b>Juvenile</b>										
CHINS	5,147	5,835	5,687	6,097	6,438	6,615	6,854	7,236	7,772	8,080
Delinquency	16,169	16,039	16,836	18,136	19,816	22,322	28,775	25,563	24,643	24,419
Status	3,255	3,366	3,522	3,892	3,960	4,067	6,069	5,618	5,389	6,033
Paternity	14,057	14,397	13,861	14,547	14,211	14,503	14,602	13,638	14,318	15,442
Miscellaneous	8,917	9,548	9,244	11,313	10,782	10,724	6,977	6,669	7,331	6,244
Term Parent Rt					631	718	920	1,271	1,816	1,637
<b>Sub-Total</b>	<b>47,545</b>	<b>49,185</b>	<b>49,150</b>	<b>53,985</b>	<b>55,838</b>	<b>58,949</b>	<b>64,197</b>	<b>59,995</b>	<b>61,269</b>	<b>61,855</b>
<b>Civil</b>										
Plenary	78,206	72,380	68,637	69,758	69,232	75,852	81,105	83,335	81,561	90,707
Tort	8,347	8,376	10,931	14,002	12,784	12,849	12,716	12,144	12,336	12,588
Dis/Domes Rel	47,157	46,149	46,266	46,314	42,976	42,402	42,385	42,323	41,139	41,587
Recip Support	6,693	7,542	7,612	6,906	5,988	4,964	3,515	3,041	2,766	2,497
Mental Health	5,000	4,578	4,200	4,933	4,512	4,452	4,421	4,383	5,043	5,359
Protective Ord		9,211	13,428	15,897	14,936	16,559	19,408	20,175	21,066	24,326
Miscellaneous	11,563	7,665	8,085	9,677	9,012	8,525	8,899	8,964	9,685	10,742
<b>Sub-Total</b>	<b>156,966</b>	<b>155,901</b>	<b>159,159</b>	<b>167,487</b>	<b>159,440</b>	<b>165,603</b>	<b>172,449</b>	<b>174,365</b>	<b>173,596</b>	<b>187,806</b>
<b>Small Claims</b>	<b>226,230</b>	<b>223,714</b>	<b>237,841</b>	<b>245,130</b>	<b>254,767</b>	<b>264,837</b>	<b>279,158</b>	<b>287,828</b>	<b>282,218</b>	<b>289,964</b>
<b>Probate/Adoption</b>										
Adoption	3,246	3,058	2,984	3,138	2,955	3,038	3,121	3,310	3,507	3,874
Adoption Hist.					232	152	110	114	62	53
Estate	17,555	17,970	17,391	17,947	17,464	17,491	17,976	16,604	15,477	15,012
Guardianship	6,422	6,415	6,684	6,699	7,022	6,816	6,912	6,929	6,502	6,519
Trusts	233	249	200	234	247	246	255	262	415	386
<b>Sub-Total</b>	<b>27,456</b>	<b>27,692</b>	<b>27,259</b>	<b>28,018</b>	<b>27,920</b>	<b>27,743</b>	<b>28,374</b>	<b>27,219</b>	<b>25,963</b>	<b>25,844</b>
<b>Grand Total</b>	<b>1,342,160</b>	<b>1,331,115</b>	<b>1,390,479</b>	<b>1,396,273</b>	<b>1,455,660</b>	<b>1,501,949</b>	<b>1,480,822</b>	<b>1,611,637</b>	<b>1,552,439</b>	<b>1,679,153</b>

\* Totals do not include redocketed cases

\*\* Blanks indicate that statistics were not kept for that category during that year.

# Indiana Trial Courts

## Cases Disposed - All Courts (Caseload Comparisons)

CASE TYPE	1991	1992	1993	1994	1995	1996	1997	1998	1999	2000
<b>Criminal</b>										
Felony	39,013	38,525	41,259	42,797	22,130	15,362	17,414	15,518	15,701	15,295
Class D Felony					23,187	31,239	34,607	35,748	39,964	40,173
Misdemeanor	183,985	183,130	171,231	170,570	174,434	187,522	190,115	194,876	202,646	199,498
Post Conviction		1,448	1,078	964	874	868	1,000	911	755	838
Misc. Criminal	6,041	5,455	5,618	7,312	7,644	6,890	8,174	9,328	9,812	10,659
Infractions	570,689	609,683	580,882	578,499	625,777	643,771	609,384	630,329	643,071	747,432
Ord Violations	46,017	64,300	77,058	64,232	68,335	97,233	90,480	83,146	92,533	96,818
<b>Sub-Total</b>	<b>845,745</b>	<b>902,541</b>	<b>877,126</b>	<b>864,374</b>	<b>922,381</b>	<b>982,885</b>	<b>951,174</b>	<b>969,856</b>	<b>1,004,482</b>	<b>1,110,713</b>
<b>Juvenile</b>										
CHINS	4,297	4,461	5,161	5,175	5,938	5,920	7,513	6,186	6,363	7,150
Delinquency	16,477	16,521	17,284	16,675	19,850	21,651	28,779	25,675	23,939	23,867
Status	2,233	2,884	3,332	3,696	3,927	4,142	5,748	7,018	5,200	5,589
Paternity	12,364	15,346	14,147	13,163	12,799	13,619	13,135	13,116	11,900	13,057
Miscellaneous	7,970	8,699	8,802	10,611	10,172	10,253	7,160	6,908	6,499	5,969
Term Parent Rt					259	498	653	839	1,241	1,630
<b>Sub-Total</b>	<b>43,341</b>	<b>47,911</b>	<b>48,726</b>	<b>49,320</b>	<b>52,945</b>	<b>56,083</b>	<b>62,988</b>	<b>59,742</b>	<b>55,142</b>	<b>57,262</b>
<b>Civil</b>										
Plenary	79,502	73,105	70,229	67,689	68,524	66,384	74,199	84,610	80,500	81,166
Tort	8,185	7,788	8,594	11,468	11,556	11,449	11,740	11,991	12,717	12,506
Dis/Domes Rel	47,471	46,768	45,974	45,771	43,398	41,860	41,389	42,948	41,830	42,651
Recip Support	4,689	5,927	6,210	5,988	5,775	4,691	2,985	3,012	2,783	2,296
Mental Health	4,578	4,263	3,859	4,378	4,468	3,709	3,955	5,076	4,880	4,712
Protective Ord		7,393	11,524	13,821	14,320	15,176	18,540	18,899	20,895	24,016
Miscellaneous	9,295	7,159	6,997	7,939	8,059	7,508	7,832	8,144	8,221	7,355
<b>Sub-Total</b>	<b>153,720</b>	<b>152,403</b>	<b>153,387</b>	<b>157,054</b>	<b>156,100</b>	<b>150,777</b>	<b>160,640</b>	<b>174,680</b>	<b>171,826</b>	<b>174,702</b>
<b>Small Claims</b>	<b>207,207</b>	<b>220,794</b>	<b>224,839</b>	<b>234,823</b>	<b>243,767</b>	<b>248,473</b>	<b>267,795</b>	<b>277,066</b>	<b>272,545</b>	<b>272,437</b>
<b>Probate/Adoption</b>										
Adoption	3,156	2,933	2,953	2,864	2,767	2,903	3,194	3,233	3,281	3,417
Adoption Hist.					110	104	152	86	58	37
Estate	17,739	17,293	16,650	16,403	16,295	16,150	17,068	16,223	14,912	14,005
Guardianship	6,183	5,496	5,315	5,644	5,042	5,394	6,141	5,773	4,857	5,940
Trusts	235	201	217	428	213	269	229	253	345	304
<b>Sub-Total</b>	<b>27,313</b>	<b>25,923</b>	<b>25,135</b>	<b>25,339</b>	<b>24,427</b>	<b>24,820</b>	<b>26,784</b>	<b>25,568</b>	<b>23,453</b>	<b>23,703</b>
<b>Grand Total</b>	<b>1,277,326</b>	<b>1,349,572</b>	<b>1,329,213</b>	<b>1,330,910</b>	<b>1,399,620</b>	<b>1,463,038</b>	<b>1,469,381</b>	<b>1,506,912</b>	<b>1,527,448</b>	<b>1,638,817</b>

\* Totals do not include redocketed cases

\*\* Blanks indicate that statistics were not kept for that category during that year.

# Indiana Trial Courts

## Circuit, Superior, Probate & County Courts

### 2000 Caseload Comparison - Cases Filed

CASE TYPE	1991	1992	1993	1994	1995	1996	1997	1998	1999	2000
<b>Criminal</b>										
Felony	41,590	42,602	43,669	46,330	14,773	13,869	14,980	14,722	14,715	15,964
Class D Felony					34,038	35,674	37,034	39,064	39,167	39,144
Misdemeanor	141,606	136,389	136,201	140,032	140,711	143,409	146,770	149,913	147,036	149,066
Post conviction	1,549	1,181	1,064	962	750	835	775	856	1,021	1,170
Misc. Criminal	4,191	5,238	5,227	6,344	6,934	7,159	8,568	9,633	9,340	10,828
Infractions	439,064	429,411	417,286	431,615	469,796	464,920	411,692	451,724	455,360	522,432
Ord Violations	35,458	46,719	59,746	51,480	65,076	56,256	54,729	59,143	67,902	69,067
<b>Sub-Total</b>	<b>663,458</b>	<b>661,540</b>	<b>663,193</b>	<b>676,763</b>	<b>732,078</b>	<b>722,122</b>	<b>674,548</b>	<b>725,055</b>	<b>734,540</b>	<b>807,671</b>
<b>Juvenile</b>										
CHINS	5,147	5,835	5,687	6,097	6,438	6,615	6,854	7,236	7,772	8,080
Delinquency	16,169	16,039	16,836	18,136	19,816	22,322	28,775	25,563	24,643	24,419
Status	3,255	3,366	3,522	3,892	3,960	4,067	6,069	5,618	5,389	6,033
Paternity	14,057	14,397	13,861	14,547	14,211	14,503	14,602	13,638	14,318	15,442
Miscellaneous	8,917	9,548	9,244	11,313	10,782	10,724	6,977	6,669	7,331	6,244
Term Parent Rt					631	718	920	1,271	1,816	1,637
<b>Sub-Total</b>	<b>47,545</b>	<b>49,185</b>	<b>49,150</b>	<b>53,985</b>	<b>55,838</b>	<b>58,949</b>	<b>64,197</b>	<b>59,995</b>	<b>61,269</b>	<b>61,855</b>
<b>Civil</b>										
Plenary	63,625	58,875	53,813	54,226	54,894	60,015	67,494	71,824	71,778	78,515
Tort	8,347	8,376	10,931	14,002	12,784	12,849	12,716	12,144	12,336	12,588
Dis/Domes Rel	47,157	46,149	46,266	46,314	42,976	42,402	42,385	42,323	41,139	41,587
Recip Support	6,693	7,542	7,612	6,906	5,988	4,964	3,515	3,041	2,766	2,497
Mental Health	4,991	4,567	4,184	4,898	4,484	4,423	4,383	4,342	5,007	5,341
Protective Ord		9,193	13,424	15,897	14,936	16,559	19,408	20,175	21,066	24,326
Miscellaneous	11,511	7,610	7,958	9,558	8,860	8,409	8,755	8,964	9,684	10,742
<b>Sub-Total</b>	<b>142,324</b>	<b>142,312</b>	<b>144,188</b>	<b>151,801</b>	<b>144,922</b>	<b>149,621</b>	<b>158,656</b>	<b>162,813</b>	<b>163,776</b>	<b>175,515</b>
<b>Small Claims</b>	<b>152,248</b>	<b>150,378</b>	<b>162,953</b>	<b>170,847</b>	<b>177,366</b>	<b>187,341</b>	<b>199,663</b>	<b>209,913</b>	<b>206,216</b>	<b>215,852</b>
<b>Probate/Adoption</b>										
Adoption	3,246	3,058	2,984	3,138	2,955	3,038	3,121	3,310	3,507	3,874
Adoption Hist.					232	152	110	114	62	53
Estate	17,555	17,970	17,391	17,947	17,464	17,491	17,976	16,604	15,477	15,012
Guardianship	6,422	6,415	6,684	6,699	7,022	6,816	6,912	6,929	6,605	6,519
Trusts	233	249	200	234	247	246	255	262	415	386
<b>Sub-Total</b>	<b>27,456</b>	<b>27,692</b>	<b>27,259</b>	<b>28,018</b>	<b>27,920</b>	<b>27,743</b>	<b>28,374</b>	<b>27,219</b>	<b>25,963</b>	<b>25,844</b>
<b>Grand Total</b>	<b>1,033,031</b>	<b>1,031,107</b>	<b>1,046,743</b>	<b>1,081,414</b>	<b>1,138,124</b>	<b>1,145,776</b>	<b>1,125,438</b>	<b>1,184,995</b>	<b>1,191,765</b>	<b>1,286,818</b>

\* Totals do not include redocketed cases

\*\* Blanks indicate that statistics were not kept for that category during that year.

# Indiana Trial Courts

## City, Town, and Small Claims Courts

### 2000 Caseload Comparisons - Cases Filed

CASE TYPE	1991	1992	1993	1994	1995	1996	1997	1998	1999	2000
<b>Criminal</b>										
Felony										
Class D Felony					7					
Misdemeanor	51,880	44,410	49,808	44,407	43,661	55,345	54,991	75,294	51,980	49,614
Post Conviction	144	124	173	146	140	59	91	79	76	55
Misc. Criminal	1,803	752	612	1,220	1,050	147	223	260	572	501
Infractions	154,646	155,811	185,309	161,001	164,041	188,671	187,946	216,250	199,478	232,501
Ord Violations	12,032	11,986	17,975	18,116	16,718	18,473	18,845	45,292	22,746	23,342
<b>Sub-Total</b>	<b>220,505</b>	<b>213,083</b>	<b>253,877</b>	<b>224,890</b>	<b>225,617</b>	<b>262,695</b>	<b>262,096</b>	<b>337,175</b>	<b>274,852<sup>[1]</sup></b>	<b>306,013</b>
<b>Juvenile</b>										
CHINS										
Delinquency										
Status										
Paternity										
Miscellaneous										
Term Parent Rt										
<b>Sub-Total</b>										<b>0</b>
<b>Civil</b>										
Plenary	14,581	13,505	14,824	15,532	14,338	15,837	13,611	11,511	9,783	12,192
Tort										
Dis/Domes Rel										
Recip Support										
Mental Health	9	11	16	35	28	29	38	41	36	18
Protective Ord			18	4						
Miscellaneous	52	55	127	119	152	116	144	0	1	
<b>Sub-Total</b>	<b>14,642</b>	<b>13,589</b>	<b>14,971</b>	<b>15,686</b>	<b>14,518</b>	<b>15,982</b>	<b>13,793</b>	<b>11,552</b>	<b>9,820</b>	<b>12,210</b>
<b>Small Claims</b>	<b>73,982</b>	<b>73,336</b>	<b>74,888</b>	<b>74,283</b>	<b>77,401</b>	<b>77,496</b>	<b>79,495</b>	<b>77,915</b>	<b>76,002</b>	<b>74,112</b>
<b>Probate/Adoption</b>										
Adoption										
Adoption Hist.										
Estate										
Guardianship										
Trusts										
<b>Sub-Total</b>										<b>0</b>
<b>Grand Total</b>	<b>309,129</b>	<b>300,008</b>	<b>343,736</b>	<b>314,859</b>	<b>317,536</b>	<b>356,173</b>	<b>355,384</b>	<b>426,642</b>	<b>360,674</b>	<b>392,335</b>

\* totals do not include redocketed cases

\*\* blanks indicate that statistics were not kept for that category during that year.

# Indiana Trial Courts

## Circuit, Superior, Probate & County Courts

### 2000 Caseload Comparison - Cases Disposed

CASE TYPE	1991	1992	1993	1994	1995	1996	1997	1998	1999	2000
<b>Criminal</b>										
Felony	39,013	38,525	41,259	42,797	22,130	15,362	17,414	15,518	15,701	15,295
Class D Felony				23,186	31,239	34,607	35,748	39,964	40,173	
Misdemeanor	134,935	132,115	127,956	131,268	137,639	146,097	145,489	146,628	144,154	152,701
Post Conviction	1,341	1,183	920	813	732	808	908	813	675	778
Misc. Criminal	3,740	4,449	4,893	6,085	6,620	6,741	7,954	9,116	9,330	10,372
Infractions	402,744	446,215	412,382	417,397	456,575	462,850	435,029	447,634	449,348	525,819
Ord Violations	31,125	47,315	58,986	48,705	54,754	81,166	71,165	61,506	70,524	76,187
<b>Sub-Total</b>	<b>612,898</b>	<b>669,802</b>	<b>646,396</b>	<b>647,065</b>	<b>701,636</b>	<b>744,263</b>	<b>712,566</b>	<b>716,963</b>	<b>729,696</b>	<b>821,325</b>
<b>Juvenile</b>										
CHINS	4,297	4,461	5,161	5,175	5,938	5,920	7,513	6,186	6,363	7,150
Delinquency	16,477	16,521	17,284	16,675	19,850	21,651	28,779	25,675	23,939	23,867
Status	2,233	2,884	3,332	3,696	3,927	4,142	5,748	7,018	5,200	5,589
Paternity	12,364	15,345	14,147	13,163	12,799	13,619	13,135	13,116	11,900	13,057
Miscellaneous	7,970	8,699	8,802	10,611	10,172	10,253	7,160	6,908	6,499	5,969
Term Parent Rt					259	498	653	839	1,241	1,630
<b>Sub-Total</b>	<b>43,341</b>	<b>47,910</b>	<b>48,726</b>	<b>49,320</b>	<b>52,945</b>	<b>56,083</b>	<b>62,988</b>	<b>59,742</b>	<b>55,142</b>	<b>57,262</b>
<b>Civil</b>										
Plenary	64,083	59,265	55,371	52,177	54,912	52,147	59,932	68,029	67,053	70,434
Tort	8,185	7,788	8,594	11,468	11,556	11,449	11,740	11,991	12,717	12,506
Dis/Domes Rel	47,471	46,768	45,974	45,771	43,398	41,860	41,389	42,948	41,830	42,651
Recip Support	4,689	5,927	6,210	5,988	5,775	4,691	2,985	3,012	2,783	2,296
Mental Health	4,569	4,252	3,843	4,343	4,440	3,680	3,917	5,035	4,844	4,694
Protective Ord		7,375	11,520	13,821	14,320	15,176	18,540	18,899	20,895	24,016
Miscellaneous	9,251	10,133	6,911	7,819	7,926	7,441	7,732	8,144	8,220	7,355
<b>Sub-Total</b>	<b>138,248</b>	<b>141,508</b>	<b>138,423</b>	<b>141,387</b>	<b>142,327</b>	<b>136,444</b>	<b>146,235</b>	<b>158,058</b>	<b>158,342</b>	<b>163,952</b>
<b>Small Claims</b>	<b>139,376</b>	<b>150,887</b>	<b>155,099</b>	<b>161,452</b>	<b>167,210</b>	<b>173,703</b>	<b>190,501</b>	<b>201,470</b>	<b>198,191</b>	<b>204,316</b>
<b>Probate/Adoption</b>										
Adoption	3,156	2,933	2,953	2,864	2,767	2,903	3,194	3,233	3,281	3,417
Adoption Hist.					110	104	152	86	58	37
Estate	17,739	17,293	16,650	16,403	16,295	16,150	17,068	16,223	14,912	14,005
Guardianship	6,183	5,496	5,315	5,644	5,042	5,394	6,141	5,773	4,857	5,940
Trusts	235	201	217	428	213	269	229	253	345	304
<b>Sub-Total</b>	<b>27,313</b>	<b>25,923</b>	<b>25,135</b>	<b>25,339</b>	<b>24,427</b>	<b>24,820</b>	<b>26,784</b>	<b>25,568</b>	<b>23,453</b>	<b>23,703</b>
<b>Grand Total</b>	<b>961,176</b>	<b>1,036,030</b>	<b>1,013,779</b>	<b>1,024,563</b>	<b>1,088,545</b>	<b>1,135,313</b>	<b>1,139,074</b>	<b>1,161,801</b>	<b>1,164,824</b>	<b>1,270,558</b>

\* Totals do not include redocketed cases

\*\* Blanks indicate that statistics were not kept for that category during that year.



# Indiana Trial Courts

## City, Town, and Small Claims Courts

### 2000 Caseload Comparison - Cases Disposed

CASE TYPE	1991	1992	1993	1994	1995	1996	1997	1998	1999	2000
<b>Criminal</b>										
Felony										
Class D Felony						1				
Misdemeanor	49,050	51,015	43,275	39,302	36,795	41,425	44,626	48,248	58,492	46,797
Post Conviction	156	265	158	151	142	60	92	98	80	60
Misc. Criminal	2,337	1,006	725	1,227	1,024	149	220	212	482	287
Infractions	167,945	163,468	168,500	161,102	169,202	180,921	174,355	182,695	193,723	221,613
Ord Violations	14,892	16,985	18,072	15,527	13,581	16,067	19,315	21,640	22,009	20,631
<b>Sub-Total</b>	<b>234,380</b>	<b>232,739</b>	<b>230,730</b>	<b>217,309</b>	<b>220,745</b>	<b>238,622</b>	<b>238,608</b>	<b>252,893</b>	<b>274,786</b>	<b>289,388</b>
<b>Juvenile</b>										
CHINS										
Delinquency										
Status										
Paternity										
Miscellaneous										
Term Parent Rt										
<b>Sub-Total</b>										<b>0</b>
<b>Civil</b>										
Plenary	15,419	13,840	14,858	15,512	13,612	14,237	14,267	16,581	13,447	10,732
Tort										
Dis/Domes Rel										
Recip Support										
Mental Health	9	11	16	35	28	29	38	41	36	18
Protective Ord		18	4							
Miscellaneous	44	26	86	120	133	67	100	0	1	
<b>Sub-Total</b>	<b>15,472</b>	<b>13,895</b>	<b>14,964</b>	<b>15,667</b>	<b>13,773</b>	<b>14,333</b>	<b>14,405</b>	<b>16,622</b>	<b>13,484</b>	<b>10,750</b>
<b>Small Claims</b>	<b>67,831</b>	<b>69,907</b>	<b>69,740</b>	<b>73,371</b>	<b>76,557</b>	<b>74,770</b>	<b>77,294</b>	<b>75,596</b>	<b>74,354</b>	<b>68,121</b>
<b>Probate/Adoption</b>										
Adoption										
Adoption Hist.										
Estate										
Guardianship										
Trusts										
<b>Sub-Total</b>										<b>0</b>
<b>Grand Total</b>	<b>317,683</b>	<b>316,541</b>	<b>315,434</b>	<b>306,347</b>	<b>311,075</b>	<b>327,725</b>	<b>330,307</b>	<b>345,111</b>	<b>362,624</b>	<b>368,259</b>

\* Totals do not include redocketed cases

\*\* Blanks indicate that statistics were not kept for that category during that year.

# Indiana Trial Courts

## Cases Pending on December 31, 1999

CASE TYPE	CIRCUIT, SUPERIOR, AND PROBATE COURTS	COUNTY COURTS	TOTAL COURTS OF RECORD	CITY & TOWN COURTS	MARION COUNTY SMALL CLAIMS	TOTAL CITY, TOWN & SMALL CLAIMS	TOTAL OF ALL COURTS
<b>Criminal</b>							
Felony (CF)	24,210	48	24,258				24,258
Class D Felony (DF)	38,691	5,132	43,823				43,823
Misdemeanor (CM)	146,008	12,600	158,608	116,161		116,161	274,769
Post Conviction Relief	1,899	35	1,934	58		58	1,992
Miscellaneous (MC)	3,321	204	3,525	12		12	3,537
Infraction (IF)	174,718	5,297	180,015	131,969		131,969	311,984
Ordinance Violation (OV)	22,210	1,039	23,249	47,153		47,153	70,402
<b>TOTAL</b>	<b>411,057</b>	<b>24,355</b>	<b>435,412</b>	<b>295,353</b>	<b>0</b>	<b>295,353</b>	<b>730,765</b>
<b>Juvenile</b>							
							0
CHINS (JC)	12,936		12,936				12,936
Delinquency (JD)	19,403		19,403				19,403
Status (JS)	3,159		3,159				3,159
Paternity (JP)	27,145		27,145				27,145
Miscellaneous (JM)	5,507		5,507				5,507
Term. Parental Rts (JT)	2,077		2,077				2,077
<b>TOTAL</b>	<b>70,227</b>	<b>0</b>	<b>70,227</b>	<b>0</b>	<b>0</b>	<b>0</b>	<b>70,227</b>
<b>Civil</b>							
							0
Plenary (CP)	101,221	3,619	104,840	12,172		12,172	117,012
Tort (CT)	24,110	36	24,146				24,146
Small Claims (SC)	129,902	15,195	145,097		56,917	56,917	202,014
Domestic Relations (DR)	54,814		54,814				54,814
Reciprocal Support (RS)	7,561		7,561				7,561
Mental Health (MH)	7,018		7,018				7,018
Adoptions (AD)	3,536		3,536				3,536
Adoption History (AH)	446		446				446
Estates (ES)	47,952		47,952				47,952
Guardianships (GU)	51,713		51,713				51,713
Trusts (TR)	1,903		1,903				1,903
Protective Orders (PO)	9,051	187	9,238				9,238
Miscellaneous (MI)	16,099	42	16,141				16,141
<b>TOTAL</b>	<b>455,326</b>	<b>19,079</b>	<b>474,405</b>	<b>12,172</b>	<b>56,917</b>	<b>69,089</b>	<b>543,494</b>
<b>TOTAL ALL CASE TYPES</b>	<b>936,610</b>	<b>43,434</b>	<b>980,044</b>	<b>307,525</b>	<b>56,917</b>	<b>364,442</b>	<b>1,344,486</b>

# Indiana Trial Courts

## 2000 Total Cases Filed

CASE TYPE	CIRCUIT, SUPERIOR, AND PROBATE COURTS	COUNTY COURTS	TOTAL COURTS OF RECORD	CITY & TOWN COURTS	MARION COUNTY SMALL CLAIMS	TOTAL CITY, TOWN & SMALL CLAIMS	TOTAL OF ALL COURTS
<b>Criminal</b>							
Felony (CF)	15,951	13	15,964				15,964
Class D Felony (DF)	35,920	3,224	39,144				39,144
Misdemeanor (CM)	137,017	12,049	149,066	49,614		49,614	198,680
Post Conviction Relief	1,127	43	1,170	55		55	1,225
Miscellaneous (MC)	10,409	419	10,828	501		501	11,329
Infraction (IF)	492,004	30,428	522,432	232,501		232,501	754,933
Ordinance Violation (OV)	66,672	2,395	69,067	23,342		23,342	92,409
<b>TOTAL</b>	<b>759,100</b>	<b>48,571</b>	<b>807,671</b>	<b>306,013</b>	<b>0</b>	<b>306,013</b>	<b>1,113,684</b>
<b>Juvenile</b>							
CHINS (JC)	8,080		8,080				8,080
Delinquency (JD)	24,419		24,419				24,419
Status (JS)	6,033		6,033				6,033
Paternity (JP)	15,442		15,442				15,442
Miscellaneous (JM)	6,244		6,244				6,244
Term. Parental Rts (JT)	1,637		1,637				1,637
<b>TOTAL</b>	<b>61,855</b>	<b>0</b>	<b>61,855</b>	<b>0</b>	<b>0</b>	<b>0</b>	<b>61,855</b>
<b>Civil</b>							
Plenary (CP)	76,322	2,193	78,515	12,192		12,192	90,707
Tort (CT)	12,558	30	12,588				12,588
Small Claims (SC)	186,338	29,514	215,852	1	74,111	74,112	289,964
Domestic Relations (DR)	41,538	49	41,587				41,587
Reciprocal Support (RS)	2,497		2,497				2,497
Mental Health (MH)	5,341		5,341	18		18	5,359
Adoptions (AD)	3,874		3,874				3,874
Adoption History (AH)	53		53				53
Estates (ES)	15,012		15,012				15,012
Guardianships (GU)	6,519		6,519				6,519
Trusts (TR)	386		386				386
Protective Orders (PO)	23,526	800	24,326				24,326
Miscellaneous (MI)	10,628	114	10,742				10,742
<b>TOTAL</b>	<b>384,592</b>	<b>32,700</b>	<b>417,292</b>	<b>12,211</b>	<b>74,111</b>	<b>86,322</b>	<b>503,614</b>
<b>TOTAL ALL CASE TYPES</b>	<b>1,205,547</b>	<b>81,271</b>	<b>1,286,818</b>	<b>318,224</b>	<b>74,111</b>	<b>392,335</b>	<b>1,679,153</b>

# Indiana Trial Courts

## 2000 Total Cases Venued-In

CASE TYPE	CIRCUIT, SUPERIOR, AND PROBATE COURTS	COUNTY COURTS	TOTAL COURTS OF RECORD	CITY & TOWN COURTS	MARION COUNTY SMALL CLAIMS	TOTAL CITY, TOWN & SMALL CLAIMS	TOTAL OF ALL COURTS
<b>Criminal</b>							
Felony (CF)	12		12				12
Class D Felony (DF)	77		77				77
Misdemeanor (CM)	8	2	10				10
Post Conviction Relief	1		1				1
Miscellaneous (MC)	10		10				10
Infraction (IF)							
Ordinance Violation (OV)	1		1				1
<b>TOTAL</b>	<b>109</b>	<b>2</b>	<b>111</b>	<b>0</b>	<b>0</b>	<b>0</b>	<b>111</b>
<b>Juvenile</b>							<b>0</b>
CHINS (JC)	3		3				3
Delinquency (JD)	43		43				43
Status (JS)	1		1				1
Paternity (JP)	14		14				14
Miscellaneous (JM)	1		1				1
Term. Parental Rts (JT)							0
<b>TOTAL</b>	<b>62</b>	<b>0</b>	<b>62</b>	<b>0</b>	<b>0</b>	<b>0</b>	<b>62</b>
<b>Civil</b>							<b>0</b>
Plenary (CP)	140	3	143				143
Tort (CT)	53		53				53
Small Claims (SC)	78	6	84		13	13	97
Domestic Relations (DR)	139		139				139
Reciprocal Support (RS)	6		6				6
Mental Health (MH)	12		12				12
Adoptions (AD)	5		5				5
Adoption History (AH)							0
Estates (ES)	3		3				3
Guardianships (GU)	10		10				10
Trusts (TR)							0
Protective Orders (PO)	19		19				19
Miscellaneous (MI)	8		8				8
<b>TOTAL</b>	<b>473</b>	<b>9</b>	<b>482</b>	<b>0</b>	<b>13</b>	<b>13</b>	<b>495</b>
<b>TOTAL ALL CASE TYPES</b>	<b>644</b>	<b>11</b>	<b>655</b>	<b>0</b>	<b>13</b>	<b>13</b>	<b>668</b>

# Indiana Trial Courts

## 2000 Total Cases Transferred In

CASE TYPE	CIRCUIT, SUPERIOR, AND PROBATE COURTS	COUNTY COURTS	TOTAL COURTS OF RECORD	CITY & TOWN COURTS	MARION COUNTY SMALL CLAIMS	TOTAL CITY, TOWN & SMALL CLAIMS	TOTAL OF ALL COURTS
<b>Criminal</b>							
Felony (CF)	737	1	738				738
Class D Felony (DF)	2,674	46	2,720				2,720
Misdemeanor (CM)	1,725	27	1,752	56		56	1,808
Post Conviction Relief	48		48				48
Miscellaneous (MC)	18		18				18
Infraction (IF)	12,118		12,118	74		74	12,192
Ordinance Violation (OV)	6,119		6,119				6,119
<b>TOTAL</b>	<b>23,439</b>	<b>74</b>	<b>23,513</b>	<b>130</b>	<b>0</b>	<b>130</b>	<b>23,643</b>
<b>Juvenile</b>							
							<b>0</b>
CHINS (JC)	16		16				16
Delinquency (JD)	158		158				158
Status (JS)	12		12				12
Paternity (JP)	131		131				131
Miscellaneous (JM)	3		3				3
Term. Parental Rts (JT)	169		169				169
<b>TOTAL</b>	<b>489</b>	<b>0</b>	<b>489</b>	<b>0</b>	<b>0</b>	<b>0</b>	<b>489</b>
<b>Civil</b>							
							<b>0</b>
Plenary (CP)	652	10	662	1		1	663
Tort (CT)	1,291		1,291				1,291
Small Claims (SC)	769	10	779		102	102	881
Domestic Relations (DR)	856		856				856
Reciprocal Support (RS)	14		14				14
Mental Health (MH)	6		6				6
Adoptions (AD)	9		9				9
Adoption History (AH)							0
Estates (ES)	397		397				397
Guardianships (GU)	182		182				182
Trusts (TR)	3		3				3
Protective Orders (PO)	142		142				142
Miscellaneous (MI)	33		33				33
<b>TOTAL</b>	<b>4,354</b>	<b>20</b>	<b>4,374</b>	<b>1</b>	<b>102</b>	<b>103</b>	<b>4,477</b>
<b>TOTAL ALL CASE TYPES</b>	<b>28,282</b>	<b>94</b>	<b>28,376</b>	<b>131</b>	<b>102</b>	<b>233</b>	<b>28,609</b>

# Indiana Trial Courts

## 2000 Total Cases Disposed

CASE TYPE	CIRCUIT, SUPERIOR, AND PROBATE COURTS	COUNTY COURTS	TOTAL COURTS OF RECORD	CITY & TOWN COURTS	MARION COUNTY SMALL CLAIMS	TOTAL CITY, TOWN & SMALL CLAIMS	TOTAL OF ALL COURTS
<b>Criminal</b>							
Felony (CF)	15,289	6	15,295				15,295
Class D Felony (DF)	37,258	2,915	40,173				40,173
Misdemeanor (CM)	142,448	10,253	152,701	46,797		46,797	199,498
Post Conviction Relief	753	25	778	60		60	838
Miscellaneous (MC)	10,022	350	10,372	287		287	10,659
Infraction (IF)	500,830	24,989	525,819	221,613		221,613	747,432
Ordinance Violation (OV)	74,241	1,946	76,187	20,631		20,631	96,818
<b>TOTAL</b>	<b>780,841</b>	<b>40,484</b>	<b>821,325</b>	<b>289,388</b>	<b>0</b>	<b>289,388</b>	<b>1,110,713</b>
<b>Juvenile</b>							<b>0</b>
CHINS (JC)	7,150		7,150				7,150
Delinquency (JD)	23,867		23,867				23,867
Status (JS)	5,589		5,589				5,589
Paternity (JP)	13,057		13,057				13,057
Miscellaneous (JM)	5,969		5,969				5,969
Term. Parental Rts (JT)	1,630		1,630				1,630
<b>TOTAL</b>	<b>57,262</b>	<b>0</b>	<b>57,262</b>	<b>0</b>	<b>0</b>	<b>0</b>	<b>57,262</b>
<b>Civil</b>							<b>0</b>
Plenary (CP)	68,610	1,824	70,434	10,732		10,732	81,166
Tort (CT)	12,473	33	12,506				12,506
Small Claims (SC)	175,838	28,478	204,316		68,121	68,121	272,437
Domestic Relations (DR)	42,627	24	42,651				42,651
Reciprocal Support (RS)	2,296		2,296				2,296
Mental Health (MH)	4,694		4,694	18		18	4,712
Adoptions (AD)	3,417		3,417				3,417
Adoption History (AH)	37		37				37
Estates (ES)	14,005		14,005				14,005
Guardianships (GU)	5,940		5,940				5,940
Trusts (TR)	304		304				304
Protective Orders (PO)	23,272	744	24,016				24,016
Miscellaneous (MI)	7,289	66	7,355				7,355
<b>TOTAL</b>	<b>360,802</b>	<b>31,169</b>	<b>391,971</b>	<b>10,750</b>	<b>68,121</b>	<b>78,871</b>	<b>470,842</b>
<b>TOTAL ALL CASE TYPES</b>	<b>1,198,905</b>	<b>71,653</b>	<b>1,270,558</b>	<b>300,138</b>	<b>68,121</b>	<b>368,259</b>	<b>1,638,817</b>

# Indiana Trial Courts

## Cases Pending on December 31, 2000

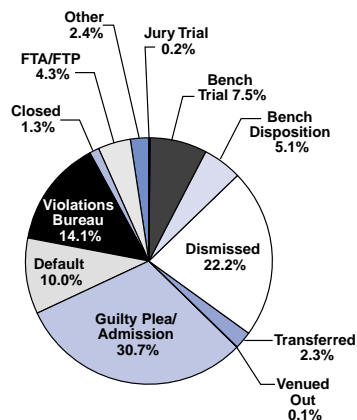
CASE TYPE	CIRCUIT, SUPERIOR, AND PROBATE COURTS	COUNTY COURTS	TOTAL COURTS OF RECORD	CITY & TOWN COURTS	MARION COUNTY SMALL CLAIMS	TOTAL CITY, TOWN & SMALL CLAIMS	TOTAL OF ALL COURTS
<b>Criminal</b>							
Felony (CF)	25,621	56	25,677				25,677
Class D Felony (DF)	40,104	5,487	45,591				45,591
Misdemeanor (CM)	142,310	14,425	156,735	119,034		119,034	275,769
Post Conviction Relief	2,322	53	2,375	53		53	2,428
Miscellaneous (MC)	3,736	273	4,009	226		226	4,235
Infraction (IF)	178,010	10,736	188,746	142,931		142,931	331,677
Ordinance Violation (OV)	20,761	1,488	22,249	49,864		49,864	72,113
<b>TOTAL</b>	<b>412,864</b>	<b>32,518</b>	<b>445,382</b>	<b>312,108</b>	<b>0</b>	<b>312,108</b>	<b>757,490</b>
<b>Juvenile</b>							<b>0</b>
CHINS (JC)	13,885		13,885				13,885
Delinquency (JD)	20,156		20,156				20,156
Status (JS)	3,616		3,616				3,616
Paternity (JP)	29,675		29,675				29,675
Miscellaneous (JM)	5,786		5,786				5,786
Term. Parental Rts (JT)	2,253		2,253				2,253
<b>TOTAL</b>	<b>75,371</b>	<b>0</b>	<b>75,371</b>	<b>0</b>	<b>0</b>	<b>0</b>	<b>75,371</b>
<b>Civil</b>							<b>0</b>
Plenary (CP)	109,725	4,001	113,726	13,633		13,633	127,359
Tort (CT)	25,539	33	25,572				25,572
Small Claims (SC)	141,249	16,247	157,496	1	63,022	63,023	220,519
Domestic Relations (DR)	54,720	25	54,745				54,745
Reciprocal Support (RS)	7,782		7,782				7,782
Mental Health (MH)	7,683		7,683				7,683
Adoptions (AD)	4,007		4,007				4,007
Adoption History (AH)	462		462				462
Estates (ES)	49,359		49,359				49,359
Guardianships (GU)	52,484		52,484				52,484
Trusts (TR)	1,988		1,988				1,988
Protective Orders (PO)	9,466	243	9,709				9,709
Miscellaneous (MI)	19,479	90	19,569				19,569
<b>TOTAL</b>	<b>483,943</b>	<b>20,639</b>	<b>504,582</b>	<b>13,634</b>	<b>63,022</b>	<b>76,656</b>	<b>581,238</b>
<b>TOTAL ALL CASE TYPES</b>	<b>972,178</b>	<b>53,157</b>	<b>1,025,335</b>	<b>325,742</b>	<b>63,022</b>	<b>388,764</b>	<b>1,414,099</b>

# Indiana Trial Courts

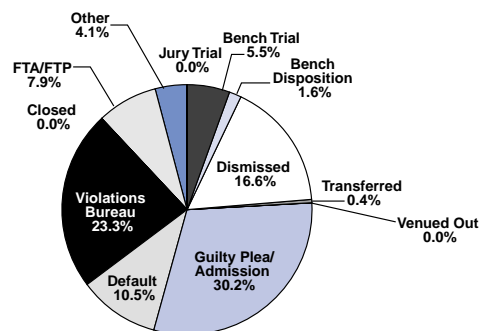
## 2000 Methods of Case Disposition - All Cases

CASE TYPE	CIRCUIT, SUPERIOR, AND PROBATE COURTS	COUNTY COURTS	TOTAL COURTS OF RECORD	CITY & TOWN COURTS	MARION COUNTY SMALL CLAIMS	TOTAL CITY, TOWN & SMALL CLAIMS	TOTAL OF ALL COURTS
Jury Trial	1,965	61	2,026	2		2	2,028
Bench Trial	89,067	6,009	95,076	12,946	7,376	20,322	115,398
Bench Disposition	62,202	3,152	65,354	3,540	2,236	5,776	71,130
Dismissed	264,362	17,383	281,745	38,465	22,676	61,141	342,886
Transferred	29,135	231	29,366	1,306	276	1,582	30,948
Venued Out	638	10	648	55	1	56	704
Guilty Plea/Admission	371,416	18,907	390,323	111,044		111,044	501,367
Default	113,179	13,341	126,520	5,725	32,843	38,568	165,088
Violations Bureau	169,420	9,107	178,527	85,652		85,652	264,179
Closed	16,025		16,025	5		5	16,030
FTA/FTP	52,402	1,943	54,345	28,948		28,948	83,293
Other	29,094	1,509	30,603	12,450	2,713	15,163	45,766
<b>TOTAL</b>	<b>1,198,905</b>	<b>71,653</b>	<b>1,270,558</b>	<b>300,138</b>	<b>68,121</b>	<b>368,259</b>	<b>1,638,817</b>

Methods of Case Disposition  
Courts of Record



Methods of Case Disposition  
Other Courts





# Indiana Trial Courts

## Method of Case Disposition - Jury Trials

CASE TYPE	CIRCUIT, SUPERIOR, AND PROBATE COURTS	COUNTY COURTS	TOTAL COURTS OF RECORD	CITY & TOWN COURTS	MARION COUNTY SMALL CLAIMS	TOTAL CITY, TOWN & SMALL CLAIMS	TOTAL OF ALL COURTS
<b>Criminal</b>							
Felony (CF)	773		773				773
Class D Felony (DF)	394	37	431				431
Misdemeanor (CM)	198	24	222	2		2	224
Post Conviction Relief	1		1				1
Miscellaneous (MC)	4		4				4
Infraction (IF)	5		5				5
Ordinance Violation (OV)	1		1				1
<b>TOTAL</b>	<b>1,376</b>	<b>61</b>	<b>1,437</b>	<b>2</b>	<b>0</b>	<b>2</b>	<b>1,439</b>
<b>Juvenile</b>							<b>0</b>
CHINS (JC)							0
Delinquency (JD)							0
Status (JS)							0
Paternity (JP)							0
Miscellaneous (JM)	1						1
Term. Parental Rts (JT)							0
<b>TOTAL</b>	<b>1</b>	<b>0</b>	<b>0</b>	<b>0</b>	<b>0</b>	<b>0</b>	<b>1</b>
<b>Civil</b>							<b>0</b>
Plenary (CP)	174		174				174
Tort (CT)	414		414				414
Small Claims (SC)							0
Domestic Relations (DR)							0
Reciprocal Support (RS)							0
Mental Health (MH)							0
Adoptions (AD)							0
Adoption History (AH)							0
Estates (ES)							0
Guardianships (GU)							0
Trusts (TR)							0
Protective Orders (PO)							0
Miscellaneous (MI)							0
<b>TOTAL</b>	<b>588</b>	<b>0</b>	<b>588</b>	<b>0</b>	<b>0</b>	<b>0</b>	<b>588</b>
<b>TOTAL ALL CASE TYPES</b>	<b>1,965</b>	<b>61</b>	<b>2,026</b>	<b>2</b>	<b>0</b>	<b>2</b>	<b>2,028</b>

# Indiana Trial Courts

## Method of Case Disposition - Bench Trials

CASE TYPE	CIRCUIT, SUPERIOR, AND PROBATE COURTS	COUNTY COURTS	TOTAL COURTS OF RECORD	CITY & TOWN COURTS	MARION COUNTY SMALL CLAIMS	TOTAL CITY, TOWN & SMALL CLAIMS	TOTAL OF ALL COURTS
<b>Criminal</b>							
Felony (CF)	449		449				449
Class D Felony (DF)	917	18	935				935
Misdemeanor (CM)	4,000	135	4,135	3,514		3,514	7,649
Post Conviction Relief	201	2	203	6		6	209
Miscellaneous (MC)	1,503	28	1,531	9		9	1,540
Infraction (IF)	6,358	149	6,507	8,362		8,362	14,869
Ordinance Violation (OV)	1,612	264	1,876	617		617	2,493
<b>TOTAL</b>	<b>15,040</b>	<b>596</b>	<b>15,636</b>	<b>12,508</b>	<b>0</b>	<b>12,508</b>	<b>28,144</b>
<b>Juvenile</b>							<b>0</b>
CHINS (JC)	1,419		1,419				1,419
Delinquency (JD)	3,394		3,394				3,394
Status (JS)	599		599				599
Paternity (JP)	5,864		5,864				5,864
Miscellaneous (JM)	506		506				506
Term. Parental Rts (JT)	686		686				686
<b>TOTAL</b>	<b>12,468</b>	<b>0</b>	<b>12,468</b>	<b>0</b>	<b>0</b>	<b>0</b>	<b>12,468</b>
<b>Civil</b>							<b>0</b>
Plenary (CP)	4,488	72	4,560	438		438	4,998
Tort (CT)	416		416				416
Small Claims (SC)	23,470	4,841	28,311		7,376	7,376	35,687
Domestic Relations (DR)	16,300		16,300				16,300
Reciprocal Support (RS)	744		744				744
Mental Health (MH)	757		757				757
Adoptions (AD)	1,560		1,560				1,560
Adoption History (AH)	4		4				4
Estates (ES)	1,329		1,329				1,329
Guardianships (GU)	1,427		1,427				1,427
Trusts (TR)	65		65				65
Protective Orders (PO)	8,457	469	8,926				8,926
Miscellaneous (MI)	2,542	31	2,573				2,573
<b>TOTAL</b>	<b>61,559</b>	<b>5,413</b>	<b>66,972</b>	<b>438</b>	<b>7,376</b>	<b>7,814</b>	<b>74,786</b>
<b>TOTAL ALL CASE TYPES</b>	<b>89,067</b>	<b>6,009</b>	<b>95,076</b>	<b>12,946</b>	<b>7,376</b>	<b>20,322</b>	<b>115,398</b>

# Indiana Trial Courts

## Method of Case Disposition - Bench Disposition

CASE TYPE	CIRCUIT, SUPERIOR, AND PROBATE COURTS	COUNTY COURTS	TOTAL COURTS OF RECORD	CITY & TOWN COURTS	MARION COUNTY SMALL CLAIMS	TOTAL CITY, TOWN & SMALL CLAIMS	TOTAL OF ALL COURTS
<b>Criminal</b>							
Felony (CF)	270		270				270
Class D Felony (DF)	355	24	379				379
Misdemeanor (CM)	1,666	73	1,739	1,557		1,557	3,296
Post Conviction Relief	205	1	206	43		43	249
Miscellaneous (MC)	3,043	10	3,053	122		122	3,175
Infraction (IF)	1,015	37	1,052	1,253		1,253	2,305
Ordinance Violation (OV)	315	13	328	263		263	591
<b>TOTAL</b>	<b>6,869</b>	<b>158</b>	<b>7,027</b>	<b>3,238</b>	<b>0</b>	<b>3,238</b>	<b>10,265</b>
<b>Juvenile</b>							
CHINS (JC)	884		884				884
Delinquency (JD)	1,000		1,000				1,000
Status (JS)	247		247				247
Paternity (JP)	2,612		2,612				2,612
Miscellaneous (JM)	2,684		2,684				2,684
Term. Parental Rts (JT)	152		152				152
<b>TOTAL</b>	<b>7,579</b>	<b>0</b>	<b>7,579</b>	<b>0</b>	<b>0</b>	<b>0</b>	<b>7,579</b>
<b>Civil</b>							
Plenary (CP)	4,650	186	4,836	302		302	5,138
Tort (CT)	417	4	421				421
Small Claims (SC)	18,966	2,708	21,674		2,236	2,236	23,910
Domestic Relations (DR)	15,440	23	15,463				15,463
Reciprocal Support (RS)	560		560				560
Mental Health (MH)	790		790				790
Adoptions (AD)	403		403				403
Adoption History (AH)	5		5				5
Estates (ES)	838		838				838
Guardianships (GU)	478		478				478
Trusts (TR)	55		55				55
Protective Orders (PO)	3,461	53	3,514				3,514
Miscellaneous (MI)	1,691	20	1,711				1,711
<b>TOTAL</b>	<b>47,754</b>	<b>2,994</b>	<b>50,748</b>	<b>302</b>	<b>2,236</b>	<b>2,538</b>	<b>53,286</b>
<b>TOTAL ALL CASE TYPES</b>	<b>62,202</b>	<b>3,152</b>	<b>65,354</b>	<b>3,540</b>	<b>2,236</b>	<b>5,776</b>	<b>71,130</b>

# Indiana Trial Courts

## Method of Case Disposition - Dismissed

CASE TYPE	CIRCUIT, SUPERIOR, AND PROBATE COURTS	COUNTY COURTS	TOTAL COURTS OF RECORD	CITY & TOWN COURTS	MARION COUNTY SMALL CLAIMS	TOTAL CITY, TOWN & SMALL CLAIMS	TOTAL OF ALL COURTS
<b>Criminal</b>							
Felony (CF)	2,446	6	2,452				2,452
Class D Felony (DF)	7,909	820	8,729				8,729
Misdemeanor (CM)	56,573	4,562	61,135	12,455		12,455	73,590
Post Conviction Relief	125	3	128	11		11	139
Miscellaneous (MC)	2,113	3	2,116	39		39	2,155
Infraction (IF)	65,922	2,692	68,614	20,771		20,771	89,385
Ordinance Violation (OV)	11,810	438	12,248	2,450		2,450	14,698
<b>TOTAL</b>	<b>146,898</b>	<b>8,524</b>	<b>155,422</b>	<b>35,726</b>	<b>0</b>	<b>35,726</b>	<b>191,148</b>
<b>Juvenile</b>							<b>0</b>
CHINS (JC)	1,853		1,853				1,853
Delinquency (JD)	4,015		4,015				4,015
Status (JS)	1,074		1,074				1,074
Paternity (JP)	1,869		1,869				1,869
Miscellaneous (JM)	713		713				713
Term. Parental Rts (JT)	405		405				405
<b>TOTAL</b>	<b>9,929</b>	<b>0</b>	<b>9,929</b>	<b>0</b>	<b>0</b>	<b>0</b>	<b>9,929</b>
<b>Civil</b>							<b>0</b>
Plenary (CP)	21,966	385	22,351	2,739		2,739	25,090
Tort (CT)	8,140	11	8,151				8,151
Small Claims (SC)	54,717	8,271	62,988		22,676	22,676	85,664
Domestic Relations (DR)	7,556		7,556				7,556
Reciprocal Support (RS)	769		769				769
Mental Health (MH)	1,739		1,739				1,739
Adoptions (AD)	126		126				126
Adoption History (AH)	7		7				7
Estates (ES)	241		241				241
Guardianships (GU)	503		503				503
Trusts (TR)	8		8				8
Protective Orders (PO)	10,041	189	10,230				10,230
Miscellaneous (MI)	1,722	3	1,725				1,725
<b>TOTAL</b>	<b>107,535</b>	<b>8,859</b>	<b>116,394</b>	<b>2,739</b>	<b>22,676</b>	<b>25,415</b>	<b>141,809</b>
<b>TOTAL ALL CASE TYPES</b>	<b>264,362</b>	<b>17,383</b>	<b>281,745</b>	<b>38,465</b>	<b>22,676</b>	<b>61,141</b>	<b>342,886</b>

# Indiana Trial Courts

## Method of Case Disposition - Guilty Plea/Admission

CASE TYPE	CIRCUIT, SUPERIOR, AND PROBATE COURTS	COUNTY COURTS	TOTAL COURTS OF RECORD	CITY & TOWN COURTS	MARION COUNTY SMALL CLAIMS	TOTAL CITY, TOWN & SMALL CLAIMS	TOTAL OF ALL COURTS
<b>Criminal</b>							
Felony (CF)	10,674		10,674				10,674
Class D Felony (DF)	24,763	1,902	26,665				26,665
Misdemeanor (CM)	75,656	5,411	81,067	26,651		26,651	107,718
Post Conviction Relief				0		0	0
Miscellaneous (MC)	273		273	66		66	339
Infraction (IF)	194,261	10,671	204,932	76,284		76,284	281,216
Ordinance Violation (OV)	46,079	923	47,002	8,043		8,043	55,045
<b>TOTAL</b>	<b>351,706</b>	<b>18,907</b>	<b>370,613</b>	<b>111,044</b>	<b>0</b>	<b>111,044</b>	<b>481,657</b>
<b>Juvenile</b>							<b>0</b>
CHINS (JC)	1,865		1,865				1,865
Delinquency (JD)	12,798		12,798				12,798
Status (JS)	3,228		3,228				3,228
Paternity (JP)	1,194		1,194				1,194
Miscellaneous (JM)	537		537				537
Term. Parental Rts (JT)	88		88				88
<b>TOTAL</b>	<b>19,710</b>	<b>0</b>	<b>19,710</b>	<b>0</b>	<b>0</b>	<b>0</b>	<b>19,710</b>
<b>Civil</b>							<b>0</b>
Plenary (CP)							0
Tort (CT)							0
Small Claims (SC)							0
Domestic Relations (DR)							0
Reciprocal Support (RS)							0
Mental Health (MH)							0
Adoptions (AD)							0
Adoption History (AH)							0
Estates (ES)							0
Guardianships (GU)							0
Trusts (TR)							0
Protective Orders (PO)							0
Miscellaneous (MI)							0
<b>TOTAL</b>	<b>0</b>	<b>0</b>	<b>0</b>	<b>0</b>	<b>0</b>	<b>0</b>	<b>0</b>
<b>TOTAL ALL CASE TYPES</b>	<b>371,416</b>	<b>18,907</b>	<b>390,323</b>	<b>111,044</b>	<b>0</b>	<b>111,044</b>	<b>501,367</b>

# Indiana Trial Courts

## Method of Case Disposition - Default Civil

CASE TYPE	CIRCUIT, SUPERIOR, AND PROBATE COURTS	COUNTY COURTS	TOTAL COURTS OF RECORD	CITY & TOWN COURTS	MARION COUNTY SMALL CLAIMS	TOTAL CITY, TOWN & SMALL CLAIMS	TOTAL OF ALL COURTS
<b>Criminal</b>							
Felony (CF)							0
Class D Felony (DF)							0
Misdemeanor (CM)							0
Post Conviction Relief							0
Miscellaneous (MC)							0
Infraction (IF)							0
Ordinance Violation (OV)							0
<b>TOTAL</b>	<b>0</b>	<b>0</b>	<b>0</b>	<b>0</b>	<b>0</b>	<b>0</b>	<b>0</b>
<b>Juvenile</b>							<b>0</b>
CHINS (JC)							0
Delinquency (JD)							0
Status (JS)							0
Paternity (JP)							0
Miscellaneous (JM)							0
Term. Parental Rts (JT)							0
<b>TOTAL</b>	<b>0</b>	<b>0</b>	<b>0</b>	<b>0</b>	<b>0</b>	<b>0</b>	<b>0</b>
<b>Civil</b>							<b>0</b>
Plenary (CP)	34,554	1,143	35,697	5,725		5,725	41,422
Tort (CT)	1,183	16	1,199				1,199
Small Claims (SC)	75,569	12,151	87,720		32,843	32,843	120,563
Domestic Relations (DR)	557		557				557
Reciprocal Support (RS)	63		63				63
Mental Health (MH)	13		13				13
Adoptions (AD)	13		13				13
Adoption History (AH)	1		1				1
Estates (ES)	5		5				5
Guardianships (GU)	14		14				14
Trusts (TR)							0
Protective Orders (PO)	521	30	551				551
Miscellaneous (MI)	686	1	687				687
<b>TOTAL</b>	<b>113,179</b>	<b>13,341</b>	<b>126,520</b>	<b>5,725</b>	<b>32,843</b>	<b>38,568</b>	<b>165,088</b>
<b>TOTAL ALL CASE TYPES</b>	<b>113,179</b>	<b>13,341</b>	<b>126,520</b>	<b>5,725</b>	<b>32,843</b>	<b>38,568</b>	<b>165,088</b>

# Indiana Trial Courts

## Method of Case Disposition - Violations Bureau

CASE TYPE	CIRCUIT, SUPERIOR, AND PROBATE COURTS	COUNTY COURTS	TOTAL COURTS OF RECORD	CITY & TOWN COURTS	MARION COUNTY SMALL CLAIMS	TOTAL CITY, TOWN & SMALL CLAIMS	TOTAL OF ALL COURTS
<b>Criminal</b>							
Felony (CF)							0
Class D Felony (DF)							0
Misdemeanor (CM)							0
Post Conviction Relief							0
Miscellaneous (MC)	1		1	14		14	15
Infraction (IF)	164,397	8,836	173,233	80,630		80,630	253,863
Ordinance Violation (OV)	5,022	271	5,293	5,008		5,008	10,301
<b>TOTAL</b>	<b>169,420</b>	<b>9,107</b>	<b>178,527</b>	<b>85,652</b>	<b>0</b>	<b>85,652</b>	<b>264,179</b>
<b>Juvenile</b>							<b>0</b>
CHINS (JC)							0
Delinquency (JD)							0
Status (JS)							0
Paternity (JP)							0
Miscellaneous (JM)							0
Term. Parental Rts (JT)							0
<b>TOTAL</b>	<b>0</b>	<b>0</b>	<b>0</b>	<b>0</b>	<b>0</b>	<b>0</b>	<b>0</b>
<b>Civil</b>							<b>0</b>
Plenary (CP)							0
Tort (CT)							0
Small Claims (SC)							0
Domestic Relations (DR)							0
Reciprocal Support (RS)							0
Mental Health (MH)							0
Adoptions (AD)							0
Adoption History (AH)							0
Estates (ES)							0
Guardianships (GU)							0
Trusts (TR)							0
Protective Orders (PO)							0
Miscellaneous (MI)							0
<b>TOTAL</b>	<b>0</b>	<b>0</b>	<b>0</b>	<b>0</b>	<b>0</b>	<b>0</b>	<b>0</b>
<b>TOTAL ALL CASE TYPES</b>	<b>169,420</b>	<b>9,107</b>	<b>178,527</b>	<b>85,652</b>	<b>0</b>	<b>85,652</b>	<b>264,179</b>

# Indiana Trial Courts

## Method of Case Disposition - Closed Civil

CASE TYPE	CIRCUIT, SUPERIOR, AND PROBATE COURTS	COUNTY COURTS	TOTAL COURTS OF RECORD	CITY & TOWN COURTS	MARION COUNTY SMALL CLAIMS	TOTAL CITY, TOWN & SMALL CLAIMS	TOTAL OF ALL COURTS
<b>Criminal</b>							
Felony (CF)							0
Class D Felony (DF)							0
Misdemeanor (CM)							0
Post Conviction Relief							0
Miscellaneous (MC)							0
Infraction (IF)							0
Ordinance Violation (OV)							0
<b>TOTAL</b>	<b>0</b>	<b>0</b>	<b>0</b>	<b>0</b>	<b>0</b>	<b>0</b>	<b>0</b>
<b>Juvenile</b>							
CHINS (JC)							0
Delinquency (JD)							0
Status (JS)							0
Paternity (JP)							0
Miscellaneous (JM)							0
Term. Parental Rts (JT)							0
<b>TOTAL</b>	<b>0</b>	<b>0</b>	<b>0</b>	<b>0</b>	<b>0</b>	<b>0</b>	<b>0</b>
<b>Civil</b>							
Plenary (CP)							0
Tort (CT)							0
Small Claims (SC)							0
Domestic Relations (DR)							0
Reciprocal Support (RS)							0
Mental Health (MH)	1,167		1,167	5		5	1,172
Adoptions (AD)	1,196		1,196				1,196
Adoption History (AH)	18		18				18
Estates (ES)	10,363		10,363				10,363
Guardianships (GU)	3,122		3,122				3,122
Trusts (TR)	159		159				159
Protective Orders (PO)							0
Miscellaneous (MI)			0			0	0
<b>TOTAL</b>	<b>16,025</b>	<b>0</b>	<b>16,025</b>	<b>5</b>	<b>0</b>	<b>5</b>	<b>16,030</b>
<b>TOTAL ALL CASE TYPES</b>	<b>16,025</b>	<b>0</b>	<b>16,025</b>	<b>5</b>	<b>0</b>	<b>5</b>	<b>16,030</b>



# Indiana Trial Courts

## Method of Case Disposition - FTA/FTP

CASE TYPE	CIRCUIT, SUPERIOR, AND PROBATE COURTS	COUNTY COURTS	TOTAL COURTS OF RECORD	CITY & TOWN COURTS	MARION COUNTY SMALL CLAIMS	TOTAL CITY, TOWN & SMALL CLAIMS	TOTAL OF ALL COURTS
<b>Criminal</b>							
Felony (CF)							0
Class D Felony (DF)							0
Misdemeanor (CM)							0
Post Conviction Relief							0
Miscellaneous (MC)							0
Infraction (IF)	50,472	1,919	52,391	26,517		26,517	78,908
Ordinance Violation (OV)	1,930	24	1,954	2,431		2,431	1,954
<b>TOTAL</b>	<b>52,402</b>	<b>1,943</b>	<b>54,345</b>	<b>28,948</b>	<b>0</b>	<b>28,948</b>	<b>83,293</b>
<b>Juvenile</b>							<b>0</b>
CHINS (JC)							0
Delinquency (JD)							0
Status (JS)							0
Paternity (JP)							0
Miscellaneous (JM)							0
Term. Parental Rts (JT)							0
<b>TOTAL</b>	<b>0</b>	<b>0</b>	<b>0</b>	<b>0</b>	<b>0</b>	<b>0</b>	<b>0</b>
<b>Civil</b>							<b>0</b>
Plenary (CP)							0
Tort (CT)							0
Small Claims (SC)							0
Domestic Relations (DR)							0
Reciprocal Support (RS)							0
Mental Health (MH)							0
Adoptions (AD)							0
Adoption History (AH)							0
Estates (ES)							0
Guardianships (GU)							0
Trusts (TR)							0
Protective Orders (PO)							0
Miscellaneous (MI)							0
<b>TOTAL</b>	<b>0</b>	<b>0</b>	<b>0</b>	<b>0</b>	<b>0</b>	<b>0</b>	<b>0</b>
<b>TOTAL ALL CASE TYPES</b>	<b>52,402</b>	<b>1,943</b>	<b>54,345</b>	<b>28,948</b>	<b>0</b>	<b>28,948</b>	<b>83,293</b>

# Indiana Trial Courts

## Method of Case Disposition - Transferred Out

CASE TYPE	CIRCUIT, SUPERIOR, AND PROBATE COURTS	COUNTY COURTS	TOTAL COURTS OF RECORD	CITY & TOWN COURTS	MARION COUNTY SMALL CLAIMS	TOTAL CITY, TOWN & SMALL CLAIMS	TOTAL OF ALL COURTS
<b>Criminal</b>							
Felony (CF)	547		547				547
Class D Felony (DF)	2,786	113	2,899				2,899
Misdemeanor (CM)	2,137	47	2,184	688		688	2,872
Post Conviction Relief	40	1	41				41
Miscellaneous (MC)	24	23	47	2		2	49
Infraction (IF)	12,200	3	12,203	602		602	12,805
Ordinance Violation (OV)	6,121		6,121	10		10	6,131
<b>TOTAL</b>	<b>23,855</b>	<b>187</b>	<b>24,042</b>	<b>1,302</b>	<b>0</b>	<b>1,302</b>	<b>25,344</b>
<b>Juvenile</b>							<b>0</b>
CHINS (JC)	42		42				42
Delinquency (JD)	164		164				164
Status (JS)	11		11				11
Paternity (JP)	140		140				140
Miscellaneous (JM)	12		12				12
Term. Parental Rts (JT)	120		120				120
<b>TOTAL</b>	<b>489</b>	<b>0</b>	<b>489</b>	<b>0</b>	<b>0</b>	<b>0</b>	<b>489</b>
<b>Civil</b>							<b>0</b>
Plenary (CP)	778	6	784	4		4	788
Tort (CT)	1,452		1,452				1,452
Small Claims (SC)	662	34	696		276	276	972
Domestic Relations (DR)	832	1	833				833
Reciprocal Support (RS)	54		54				54
Mental Health (MH)	10		10				10
Adoptions (AD)	27		27				27
Adoption History (AH)	1		1				1
Estates (ES)	487		487				487
Guardianships (GU)	213		213				213
Trusts (TR)	4		4				4
Protective Orders (PO)	194	3	197				197
Miscellaneous (MI)	77		77				77
<b>TOTAL</b>	<b>4,791</b>	<b>44</b>	<b>4,835</b>	<b>4</b>	<b>276</b>	<b>280</b>	<b>5,115</b>
<b>TOTAL ALL CASE TYPES</b>	<b>29,135</b>	<b>231</b>	<b>29,366</b>	<b>1,306</b>	<b>276</b>	<b>1,582</b>	<b>30,948</b>

# Indiana Trial Courts

## Method of Case Disposition - Venued Out

CASE TYPE	CIRCUIT, SUPERIOR, AND PROBATE COURTS	COUNTY COURTS	TOTAL COURTS OF RECORD	CITY & TOWN COURTS	MARION COUNTY SMALL CLAIMS	TOTAL CITY, TOWN & SMALL CLAIMS	TOTAL OF ALL COURTS
<b>Criminal</b>							
Felony (CF)	12		12				12
Class D Felony (DF)	4		4				4
Misdemeanor (CM)	10		10	44		44	54
Post Conviction Relief							0
Miscellaneous (MC)	99		99				99
Infraction (IF)	5		5	11		11	16
Ordinance Violation (OV)	1		1				1
<b>TOTAL</b>	<b>131</b>	<b>0</b>	<b>131</b>	<b>55</b>	<b>0</b>	<b>55</b>	<b>186</b>
<b>Juvenile</b>							<b>0</b>
CHINS (JC)	5		5				5
Delinquency (JD)	54		54				54
Status (JS)	4		4				4
Paternity (JP)	21		21				21
Miscellaneous (JM)							0
Term. Parental Rts (JT)							0
<b>TOTAL</b>	<b>84</b>	<b>0</b>	<b>84</b>	<b>0</b>	<b>0</b>	<b>0</b>	<b>84</b>
<b>Civil</b>							<b>0</b>
Plenary (CP)	145		145				145
Tort (CT)	67		67				67
Small Claims (SC)	32	10	42		1	1	43
Domestic Relations (DR)	103		103				103
Reciprocal Support (RS)	14		14				14
Mental Health (MH)	19		19				19
Adoptions (AD)	4		4				4
Adoption History (AH)							0
Estates (ES)	4		4				4
Guardianships (GU)	8		8				8
Trusts (TR)							
Protective Orders (PO)	10		10				10
Miscellaneous (MI)	17		17				17
<b>TOTAL</b>	<b>423</b>	<b>10</b>	<b>433</b>	<b>0</b>	<b>1</b>	<b>1</b>	<b>434</b>
<b>TOTAL ALL CASE TYPES</b>	<b>638</b>	<b>10</b>	<b>648</b>	<b>55</b>	<b>1</b>	<b>56</b>	<b>704</b>

# Indiana Trial Courts

## Miscellaneous Case Statistics

	1993	1994	1995	1996	1997	1998	1999	2000
Cases Referred to Alternative Dispute Resolution (ADR)								
Domestic Relations	430	507	445	585	881	952	1,372	1,386
Civil Plenary	1,362	1,598	1,410	1,732	1,697	1,949	1,477	1,513
Civil Tort	1,610	2,190	2,270	2,364	3,024	2,912	2,528	2,732
Other	154	512	566	188	315	441	672	492
<b>TOTAL ADR REFERRALS</b>	<b>3,556</b>	<b>4,807</b>	<b>4,691</b>	<b>4,869</b>	<b>5,917</b>	<b>6,254</b>	<b>6,049</b>	<b>6,123</b>
Cases in Which Pauper Counsel Was Appointed*								
Criminal Felony	17,636	18,522	19,670	11,961	11,968	11,237	11,574	12,528
Class D Felony				18,248	17,476	18,194	18,477	19,317
Criminal Misdemeanor	21,305	20,722	22,859	47,796	44,726	40,708	41,822	40,357
Juvenile CHINS							1,338	1,456
Juvenile Delinquency	13,386	8,517	10,711	11,677	12,575	12,963	12,887	12,200
Juvenile Status	897	448	919	1,050	1,296	1,411	1,199	1,347
Other	3,135	2,731	3,271	2,498	2,450	2,865	1,994	2,372
Post-Conviction Relief	38	58	37	28	49	680	629	679
Juvenile Paternity	321	323	450	529	536	600	676	1,119
Appeals	210	318	271	495	359	447	216	240
<b>TOTAL</b>	<b>56,928</b>	<b>51,639</b>	<b>58,188</b>	<b>94,282</b>	<b>91,435</b>	<b>89,105</b>	<b>90,812</b>	<b>91,615</b>
Cases Held Under Advisement								
	1,546	1,539	1,437	2,089	2,271	2,325	2,261	1,369
Guardian Ad Litem/ CASA Appointments								
		3,098	4,401	3,953	4,948	5,199	5,582	4,967
* 1996 is the first year that the former Marion County Municipal Courts, which are now Superior Courts, reported pauper counsel appointments. They reported 29,326, accounting for the enormous increase reported in that year.								

# Indiana Trial Courts

## Courts In Which Dispositions Exceeded New Filings

COUNTY/COURT	CASES BEFORE THE COURT	CASES DISPOSED	COUNTY/COURT	CASES BEFORE THE COURT	CASES DISPOSED
Bartholomew Circuit	1,779	1,788	Floyd Superior	1,277	1,554
Bartholomew Superior 1	1,547	1,594	Fulton Superior	5,201	6,045
Bartholomew Superior 2	18,365	19,513	Grant Circuit	1,284	1,654
Boone/Zionsville Town	880	890	Grant Superior 1	704	1,103
Boone/Jamestown Town	179	301	Grant Superior 2	1,301	1,424
Boone/Whitestown Town	197	200	Grant Superior 3	6,156	6,422
Cass Circuit	1,271	1,288	Greene Superior	5,394	6,558
Clark Circuit	1,589	1,636	Hamilton Circuit	2,110	2,253
Clark/Clarksville Town	2,953	2,954	Hamilton Superior 2	848	976
Dearborn/Aurora City	4,485	4,595	Harrison Circuit	1,481	1,526
Dearborn/Lawrenceburg City	3,177	3,702	Harrison Superior	5,789	5,947
DeKalb Circuit	1,496	1,530	Hendricks Superior 1	1,257	1,263
DeKalb/Butler City	6,704	6,908	Hendricks Superior 2	3,118	3,376
Delaware Circuit	2,147	3,565	Hendricks/Plainfield Town	4,955	5,106
Delaware Superior 1	760	768	Hendricks/Brownsburg Town	5,821	6,199
Delaware Superior 2	1,045	1,526	Henry Superior 1	749	796
Delaware Superior 3	2,580	3,994	Howard Circuit	2,225	2,257
Delaware Superior 4	4,399	5,287	Howard Superior 3	11,401	11,570
Delaware/Yorktown Town	4,200	4,561	Jasper Superior 2	1,371	2,791
Elkhart/Goshen City	5,131	5,167	Jasper/Demotte Town	209	225

COUNTY/COURT	CASES BEFORE THE COURT	CASES DISPOSED	COUNTY/COURT	CASES BEFORE THE COURT	CASES DISPOSED
Jasper/Wheatfield Town	29	31	Marion Superior Criminal 18	2,129	2,610
Johnson Superior 1	2,179	2,193	Marion Superior Criminal 19	3,584	3,808
Johnson Superior 3	2,160	2,943	Marion Violations Bureau	159,046	160,204
Johnson/Franklin City	8,730	8,883	Marion-Pike Township	9,965	10,479
Kosciusko Superior 3	3,169	3,528	Marshall Circuit	1,086	1,132
Lake Superior, Civil 1	1,450	2,086	Marshall Superior 1	721	788
Lake Superior, Civil 4	1,009	1,039	Martin Circuit	2,040	2,054
Lake Superior, Civil 5	2,533	3,386	Miami/Bunker Hill Town	2,130	2,363
Lake Superior Juvenile	4,877	5,125	Monroe Circuit 2	5,586	5,593
Lake Superior, County Div 1	20,997	21,308	Monroe Circuit 3	5,375	5,448
Lake Superior, County Div 2	23,415	24,457	Monroe Circuit 6	5,933	6,004
Lake/Gary City	20,423	21,095	Montgomery County	6,422	7,693
Lake/Whiting City	947	1,014	Morgan/Martinsville City	6,381	6,767
LaPorte Superior 1	1,096	1,134	Morgan/Mooresville Town	5,469	5,688
Lawrence Superior 2	8,760	9,563	Newton Circuit	785	939
Marion Superior Criminal 7	4,077	4,913	Noble Circuit	958	1,698
Marion Superior Criminal 8	4,078	4,660	Ohio Circuit	150	340
Marion Superior Criminal 9	1,872	2,107	Pike Circuit	2,219	2,333
Marion Superior Criminal 10	3,625	4,009	Porter Superior 3	10,386	11,400
Marion Superior Criminal 12	4,977	5,089	Posey Circuit	713	748
Marion Superior Criminal 15	1,927	2,250	Putnam Superior	6835	7293
Marion Superior Criminal 17	4,518	4,526	Ripley/Versailles Town	2,091	2,388

COUNTY/COURT	CASES BEFORE THE COURT	CASES DISPOSED
St. Joseph Superior	35,016	35,581
Scott Circuit	1,047	1,105
Scott Superior	4,467	4,973
Spencer Circuit	5,326	5,417
Starke Circuit	2,431	2,646
Starke/Knox City City	3,466	3,698
Steuben Circuit	1,480	1,559
Steuben/Fremont Town	7,290	7,748

COUNTY/COURT	CASES BEFORE THE COURT	CASES DISPOSED
Switzerland Superior	1,359	1,572
Tippecanoe Superior 2	1,418	1,611
Tippecanoe/ West Lafayette City	2,930	2,938
Tipton/Sharpsville Town	1,938	1,975
Vermillion Circuit	1,431	1,480
Wabash Superior	5,150	5,412
Warren Circuit	2,116	2,485
Warrick Circuit	1,594	1,713

# Indiana Trial Courts

## Withdrawn Jurisdiction Pursuant to Trial Rules 53.1 and 53.2\*

COURT	WITHDRAWN JURISDICTION		COURT	WITHDRAWN JURISDICTION
Cass Circuit	Special Judge		Knox Superior 1	Regular Judge
Cass Circuit	Regular Judge		Lake Superior, Civil 3	Regular Judge
Cass Superior 1	Special Judge		Lake Superior, Civil 5	Regular Judge
DeKalb Superior	Regular Judge		Lake Superior, Crim 2	Magistrate
Delaware Superior 4	Regular Judge		Marion Circuit	2 cases
Elkhart Circuit	Special Judge		Marion Superior, Civil 6	Regular Judge
Fayette Superior	42 cases		Marion Superior, Civil 6	Pro Tem
Franklin Circuit	Regular Judge		Miami Circuit	Regular Judge
Hamilton Superior 1	3 cases		Monroe Circuit 6	Regular Judge
Henry Superior 1	Regular Judge		Montgomery Circuit	Regular Judge
Howard Superior 1	Regular Judge		Randolph Circuit	Special Judge
Howard Superior 2	Regular Judge		Tippecanoe Superior 2	Regular Judge
Huntington Circuit	Special Judge		Vanderburgh Superior	Regular Judge
Jasper Superior 1	Regular Judge		Warrick Circuit	Regular Judge

\* Trial Rule 53.1 concerns the failure of a judge to rule on a motion. With some exceptions, if a motion is not set for a hearing or ruled upon within 30 days of filing or within 30 days of the hearing, an interested party in the case may apply to the Indiana Supreme Court requesting the appointment of a special judge.

\* Trial Rule 53.2 provides for a time limitation for holding an issue under advisement, as well as delay of entering a judgment. With some exceptions, any issues of law or fact which remain unresolved 90 days after a trial may be transferred to the Indiana Supreme Court for the appointment of a special judge.



# Fiscal Information

## Indiana Trial Courts: 2000 Fiscal Information

---

Pursuant to Indiana Code 33-2.1-7-3, the Division of State Court Administration is directed to collect and compile statistical data on the receipt and expenditure of public monies by and for the operation of the courts.

This portion of the report presents a general financial overview of the expenditures of Indiana's courts and revenues generated through their operation. The financial information is gathered on an annual basis at the end of each calendar year. The data is gathered manually on forms that call for the court's requested and approved budget, the actual expenditures and the amounts collected by the clerk through the various fees and costs. This report, however, reflects only the expenditure and revenue data; the requested and approved budgets are available, but are not published here.

### Expenditures

The Supreme Court, Court of Appeals and Tax Court are funded through appropriations from the state general fund. The Indiana State Auditor's Report contains information about the expenditures by these courts and other state level expenditures on related functions.

Indiana's trial courts are funded primarily through county funds. State funds pay for a portion of the judges' salaries<sup>1</sup> and for senior judge and some special judge expenses.<sup>2</sup> In addition, state matching funds are available to the counties as reimbursement for some pauper defense expenses and expenses associated with guardian ad litem services for abused and neglected children. Often, courts receive grants and generate user fees, which fees are expended on court services. All such expenditures, regardless of their source, are reflected in this report. In some of the more populous counties, separate budgets are maintained for probation services, juvenile services and pauper defense services. These expenses have been included in the final totals. Expenditures on juvenile detention centers which are budgeted through the courts are also included. Expenditures which are not included are those not directly related to the courts' operation, such as the prosecuting attorney's office and the clerk's office.

The city and town courts are funded by the respective municipalities. In many instances a distinct city or town court budget is not maintained, and all expenses are paid directly from the local general fund. This practice makes it difficult to provide accurate expenditure information on the city and town courts.

The Marion County Small Claims Courts are funded by the respective townships through budget appropriations.

### Revenues

Revenues generated through the operation of the trial courts are collected, accounted for and disbursed by the Clerk of the Circuit Court, an independently elected constitutional office. The Clerk of the Circuit Court also functions as the clerk of the county and, as such, performs many other functions not related to court operations.

Revenues are generated primarily from filing fees, costs, fines, and user fees assessed to the litigants. They are disbursed to either the state, county or local general fund or to a long list of special funds established by the Legislature for specific programs and services. In order to provide the information needed to fulfill this requirement, trial courts invariably must rely on the figures provided to them by the clerk's office which actually collects the monies. As a result, the revenue reporting forms have been designed to correlate the fee collection reports used by the clerks. This is important as it underscores the nature of the data presented in this report and the fact that it is not intended as an actual accounting of receipts.

Revenues generated through the city, town and Marion County Small Claims Courts are collected by the local clerk and disbursed pursuant to statutory provisions. The only direct payment fee in existence is the personal service of process fee charged to small claims litigants in the Marion County Small Claims Courts. This fee goes to the constable and his or her deputies.<sup>3</sup>

# Fiscal Information

## Indiana Trial Courts: 2000 Fiscal Information

---

Costs and fees reflected in this report are as follows:

### Fees Going To The General Fund Of The State, County Or Municipality

**Court Costs:** THE COURT COST IS THE BASIC EXPENSE FOR FILING A CASE AND THE BASIC COST ASSESSED UPON A CONVICTION IN A CRIMINAL CASE OR A JUDGMENT IN AN INFRACTION OR ORDINANCE VIOLATION. THE STATUTORY COSTS IN ALL COURTS EXCEPT THE MARION COUNTY SMALL CLAIMS COURTS ARE AS FOLLOW:

Felony or misdemeanor conviction - \$120.00<sup>4</sup>

Judgment for an infraction or ordinance violation - \$70.00<sup>5</sup>

Juvenile action - \$120.00<sup>6</sup>

Civil action - \$100.00<sup>7</sup>

Small claim - \$35.00<sup>8</sup> (except in Marion County Small Claims Courts, where the fee is governed by a special statute.)

Probate/trust - \$120.00<sup>9</sup>

These costs include the cost of service of process by mail with return receipt requested. Additional costs are charged for service of process by the sheriff.<sup>10</sup>

**Distribution of Court Costs:** Of the amount collected through court costs in the circuit, superior, county and probate courts, the clerk distributes to the different levels of government for deposit in the respective general funds the following portions:

- a. State general fund - 70%<sup>11</sup>
- b. County general fund - 27%<sup>12</sup>
- c. Local municipal fund - 3%, but only if a city or town maintains a law enforcement agency that prosecutes at least 50% of its ordinance violations in a circuit, superior, county or municipal court in the county.<sup>13</sup> The county auditor determines the amount to be distributed to each city and town within the county based upon a specific formula.<sup>14</sup>

The court costs collected through the city and town courts are distributed as follows:<sup>15</sup>

- a. State general fund - 55%
- b. County general fund - 20%
- c. City or town general fund - 25%

The costs in the Marion County Small Claims Court are \$5 plus 45% of the costs charged in infraction and ordinance violation cases, totaling \$32.00. The cost of service of process in these courts is \$6.00 for service by registered or certified mail and \$8.00 for service by a constable. It is charged in addition to any filing fee. These courts are supported by the respective townships, and all costs go to the township general funds. All service of process fees go directly to the elected constables and their deputies.<sup>16</sup>

**Infraction Judgments:** This category reflects monies collected as infraction judgments in cases involving infractions. These funds are designated for the state general fund.

**Civil Penalties for Local Ordinance Violations:** This category reflects amounts collected as judgments for local ordinance violations. These funds go to the general funds of the respective municipalities.

**Support Fees:** This category reflects amounts collected through a fee charged in cases where a final court order requires a party to pay support or maintenance payments through the clerk of the court. It is intended to defray some of the expenses associated with the collection and disbursement of support. This fee may be \$10, \$20, or \$30, depending on when it is paid. The fee goes to the county general fund.<sup>17</sup>

# Fiscal Information

## Indiana Trial Courts: 2000 Fiscal Information

---

**Bond Administration Fee:** This category reflects amounts collected through a fee charged to defendants posting bond. When a defendant executes a bail bond with the clerk, 10% or \$50.00, whichever is less, may be retained as the administrative fee.<sup>18</sup> These fees go to the county general fund.

**Document Fee:** This category reflects fees collected by the clerk for copying and preparing documents.

**Interest on Investments:** This category reflects income generated through deposits of various funds.

**Fees Going To Court Related Services:** In addition to the foregoing costs and fees, the legislature has established a number of other fees designated for particular programs related to the operation of the court. Following are fees collected in certain cases and used for court related services:

**Adult Probation User Fee:** This category reflects user fees charged to adults placed on probation after a conviction of a felony or misdemeanor. In felony cases the fee is mandatory; it ranges between \$25 and \$100 as an initial fee and between \$5 and \$15 as a monthly user's fee for each month the person remains on probation. In misdemeanor cases, the probation user's fee is optional with the court. If imposed, the initial fee cannot exceed \$50, and the monthly fee cannot exceed \$10.<sup>19</sup> The fees are deposited in a county adult probation services fund which is used for probation services.

**Juvenile Probation User Fee:** A court may order a juvenile and/or the parent of a juvenile who is placed on supervision to pay an initial user fee from \$25 to \$100, and a monthly user fee from \$5 to \$15. These fees are deposited with a Probation Services Supplemental Juvenile Fund and are used for a specifically designated purpose.<sup>20</sup>

**Guardian ad Litem Fee:** The trial court may order the parent or estate of a child for whom a guardian ad litem or a special advocate is appointed to pay up to \$100 for the service. The money is deposited in a designated fund and used for providing these services.<sup>21</sup>

**Supplemental Public Defender Fee:** When public funds have been expended on defense, the court must order the clerk to remit the difference, if any, between the bond deposit and the cost of pauper defense and to retain the rest. The retained amount is deposited in a Supplemental Public Defender Services Fund established under IC 33-9-11.5.<sup>22</sup> Any amounts collected under these provisions are reflected in the "Supplemental Public Defender Fee" category.

**Alcohol Abuse Deterrent Program Fee or Medical Fee:** The circuit court may establish an alcohol abuse deterrent program after the county fiscal body adopts a resolution approving the program. This applies to a circuit court that is not authorized to establish an alcohol and drug services program under IC 12-23-14-1.<sup>23</sup>

The program applies to criminal proceedings in which the use or abuse of alcohol is a contributing factor or a material element of the offense. In such cases, the court may, with the consent of the defendant and the prosecutor, conditionally defer the proceeding for up to 4 years (with exception for certain repeat offenses) and may order the defendant to complete the program. The court must order the deferred defendant to pay a deterrent program fee of no more than \$350 or a medical fee of no more than \$100, or both, unless the defendant is indigent.<sup>24</sup> The probation departments collect and deposit these fees into the Supplemental Adult Probation Services Fund.<sup>25</sup>

### Fees Going To Special Funds At The State, County and Local Level

**Fines and Forfeitures.** Fines and forfeitures are assessed in criminal convictions. Pursuant to constitutional provisions, all fines and forfeitures go to the State Common School Fund.<sup>26</sup>

**Vehicle License Fee.** This fee is collected as an infraction judgment in overweight vehicle cases. However, rather than going to the state general fund, it is designated for the state highway fund.<sup>27</sup>

# Fiscal Information

## Indiana Trial Courts: 2000 Fiscal Information

---

**Late Surrender Fee.** When a bonded defendant fails to appear, a late surrender fee based on a percent of the value of the bond is assessed against the bondsman. Fifty percent (50%) of this fee is deposited in the Police Pension Trust Fund set up under IC 36-8-10-12, and fifty percent (50%) is deposited in a county extradition fund established under IC 34-33-14.<sup>28</sup>

**Prosecutorial Pretrial Diversion Program Fee.** The prosecuting attorney may withhold the prosecution of a person charged with a misdemeanor if the person agrees to conditions of a pre-trial diversion program offered by the prosecutor. The accused is charged \$50.00 as an initial fee and \$10.00 for each month he or she remains in the program. The standard criminal court costs and fines are not assessed against the successful defendant but a \$50.00 court cost is assessed. The diversion fee is used by the prosecutor's office for any purpose appropriated by the county council.<sup>29</sup>

**Prosecutorial Deferral Program Fee.** When the county prosecutor or attorney for the municipal corporation sets up a deferral program for infractions and ordinance violations, a deferral program fee is assessed in lieu of the standard court costs and judgments. The program consists of an agreement with the law enforcement official whereby the defendant agrees to pay an initial user fee of \$52.00 and a monthly user fee of \$10 and to comply with the conditions of the program. No guidelines exist for the conditions or duration of such deferral programs, and it is not clear how long a monthly user fee may be charged. If the action involves a moving traffic violation, the defendant is also assessed a court cost of \$25.<sup>30</sup>

The clerk of a traffic violations bureau can accept a program agreement, and the court must dismiss the infraction or ordinance citation when the prosecutor or municipal attorney requests the dismissal of a deferred case.

**Drug Abuse, Prosecution, Interdiction and Corrections Fee.** The court must assess this fee of at least \$200 and not more than \$1,000 against a person convicted in any court (including city and town courts) of an offense under IC 35-48-4 (controlled substance). In determining the amount of the fee, the court must consider the person's ability to pay.<sup>31</sup> The clerk collects this fee and distributes, semi-annually, 25% to the state auditor for the State User Fee Fund established under IC 33-19-9-2 and 75% to the county auditor for the County Drug Free Community Fund established under IC 5-2-11.<sup>32</sup>

**Alcohol and Drug Countermeasures Fee.** In each action in which a person is found to have committed an offense or violation of a statute defined as an infraction under IC 9-30-5 (DUI), or a person who has been adjudicated a delinquent for an act that would be an offense under IC 9-30-5 if committed by an adult, and the person's driving privileges are suspended, the clerk shall collect an Alcohol and Drug Countermeasures Fee of \$200.<sup>33</sup> The clerk distributes 25% of these fees to the state auditor for deposit in the State User Fee Fund established under IC 33-19-9-2 and 75% to the county auditor for deposit in the County Drug Free Community Fund established under IC 5-2-11.<sup>34</sup>

**County Drug Free Communities Fund Fee.** This fund receives 75% of the Drug Abuse, Prosecution, Interdiction and Corrections Fee and 75% of the Alcohol and Drug Countermeasures fee.<sup>35</sup>

**User Fees.** In addition to court costs and the fees shown above, the legislature has established a number of additional special fees which are assessed in certain cases. They are designated for special programs or purposes operating at the state, county or local level. This report reflects the amounts generated through such fees for state, county and local level user fee funds. The following is a description of such additional fees:

**Marijuana Eradication Program Fee.** In any conviction under IC 35-48-4 (offenses relating to controlled substances) in a county where a weed control board has been established pursuant to IC 15-3-4.6-4.1, the court may assess no more than \$300 as this fee. The fee is deposited with the county user fee fund.<sup>36</sup>

# Fiscal Information

## Indiana Trial Courts: 2000 Fiscal Information

---

**Alcohol and Drug Services Fee.** If a county has established an alcohol and drug services program, this fee may be collected in criminal, infraction and ordinance violations. It is set by court rule and may not exceed \$300.<sup>37</sup>

**Law Enforcement Continuing Education Program Fee.** This is a \$3.00 fee which is charged in each criminal conviction and each infraction and ordinance violation.<sup>38</sup>

**Informal Adjustment Program Fee.** This fee of \$5 to \$15 may be ordered by the court to be paid in cases where a juvenile has been placed in an informal adjustment program prior to having a delinquency petition filed.<sup>39</sup>

**Highway Work Zone Fee.** A fifty cent highway work zone fee is charged in each traffic offense defined in IC 9-30-3-5. (This includes traffic infractions, misdemeanors and ordinance violations). If the offense involves exceeding a work-site speed limit, the fee is \$25.50. This fee is designated for the Highway Department to pay for the cost of hiring off-duty police as guards at such work zones.<sup>40</sup>

**Safe School Fee.** In each criminal action in which a person is convicted of an offense in which the possession or use of a firearm was an element of the offense, the court assesses a safe school fee of \$200 to \$1,000.<sup>41</sup>

**Child Abuse Prevention Fee.** This \$100 fee is assessed against a defendant who is found guilty of certain criminal offenses against the person or offenses involving child molestation and neglect.<sup>42</sup>

**Domestic Violence Prevention and Treatment Fee.** Effective July 2, 2001, this \$50 fee is charged in each criminal action in which the defendant is found guilty of murder, causing suicide, voluntary manslaughter, reckless homicide, battery and rape against his or her spouse.<sup>43</sup>

**Distribution of user fees to State User Fee Fund.**<sup>44</sup> The following fees are distributed to this fund:

- 25% of the Drug abuse, prosecution, interdiction, and corrections fees;
- 25% of the Alcohol and drug countermeasures fees;
- 50% of the Child abuse prevention fee;
- 100% of the Domestic violence prevention and treatment fees;
- 100% of the Highway work zone fees; and
- 100% of the Safe school fees.

Semiannually the state treasurer distributes \$1,288,000 to this fund for deposit in the following programs:<sup>45</sup>

- 14.98% for the alcohol and drug countermeasures fund used to fund programs developed by the Office of Traffic Safety within the Indiana Department of Transportation;<sup>46</sup>
- 8.42% into a drug interdiction fund administered by the Indiana State Police and used to provide additional funding for investigations and programs related to illegal drug activity;<sup>47</sup>
- 4.68% for a drug prosecution fund administered by the Prosecuting Attorneys Council and used to provide assistance to prosecuting attorneys in investigating and prosecuting drug related activities, bringing forfeiture actions, obtaining training, equipment and assistance that enhance the ability of prosecuting attorneys to reduce illegal drug activity;<sup>48</sup>
- 5.62% in a corrections drug abuse fund administered by the Indiana Department of Corrections and used to provide drug abuse therapy for offenders;<sup>49</sup>
- 22.47% to a state drug free communities fund administered by the State Treasurer and used to promote comprehensive alcohol and drug abuse prevention initiatives by supplementing state and federal funding for coordinating treatment, education, prevention and criminal justice efforts.<sup>50</sup> Any person, organization or entity may

# Fiscal Information

## Indiana Trial Courts: 2000 Fiscal Information

---

receive grants from the fund for purposes included in a comprehensive plan approved by the Commission for a Drug Free Indiana;

- 7.98% to the Indiana Department of Transportation to pay off-duty police officers to perform certain duties at highway work zones;<sup>51</sup>
- 20.32% to the family violence and victim assistance fund used to provide funding for domestic violence prevention and treatment, child abuse prevention and victim and witness assistance programs;<sup>52</sup>
- 15.53% to the Indiana safe school fund administered by the Indiana Criminal Justice Institute and used to promote school safety through the purchase of equipment for the detection of weapons and materials to enhance school safety;<sup>53</sup>
- any remainder amount is distributed to the judicial technology and automation project fund.<sup>54</sup>

***Distribution of user fees to County User Fee Fund.*** This fund is used to fund various programs and services and is administered by the county auditor. The following fees are deposited in this fund:<sup>55</sup>

- Informal adjustment program fees;
- Marijuana eradication program fees;
- Alcohol and Drug services fees;
- Law enforcement continuing education program fees; and
- Alcohol abuse deterrent program fee or medical fee or both. (Effective 7/1/96, this fee is no longer deposited in this fund.) Also deposited in the county user fee fund are the prosecutorial pretrial diversion and deferral fees, as well as jury fees, which are reflected separately.

***Distribution of user fees to Local Level User Fund.*** The following fees are deposited in this fund:

- Alcohol and Drug Services Fee charged in cases in the City and Town Courts;<sup>56</sup> and
- Law Enforcement Continuing Education Program Fee charged in cases in the City and Town Courts.<sup>57</sup>

# Fiscal Information

## Indiana Trial Courts: 2000 Fiscal Information

---

1. IC 33-13-12-7.1.
2. Administrative Rule 5.
3. IC 33-11.6-8-4(d) and IC 33-11.6-4-15.
4. IC 33-19-5-1(a).
5. IC 33-19-5-2(a).
6. IC 33-19-5-3(a).
7. IC 33-19-5-4(a).
8. IC 33-19-5-5(a).
9. IC 33-19-5-6.
10. IC 33-19-3-5.
11. IC 33-19-7-1.
12. IC 33-19-7-2.
13. IC 33-19-7-3(a).
14. IC 33-19-7-3(b).
15. IC 33-19-7-4.
16. IC 33-11.6-4-15.
17. IC 33-19-6-5.
18. IC 35-33-8-3.2.
19. IC 35-38-2-1(c) and (d).
20. IC 31-40-2-1.
21. IC 31-40-3-1.
22. IC 35-33-8-3.2.
23. IC 9-30-9-8., and IC 33-19-8-5.
24. IC 9-30-9-8.
25. IC 33-19-6-11(b).
26. Const. of Ind., Article 8, SEC. 2.
27. IC 9-20-18-12(f).
28. IC 27-10-2-12(j).
29. IC 33-19-5-1(c) and IC 33-19-8-7.
30. IC 33-19-5-2(e); IC 33-19-8-3(b)(4); IC 33-19-8-5; and IC 34-28-5-1.
31. IC 33-19-6-9 and IC 5-2-11-5.
32. IC 33-19-7-1, as amended by P.L. 4-1994, SEC. 18, and IC 33-19-7-4.
33. IC 33-19-6-10.
34. IC 33-19-7-1(c).
35. IC 5-2-11 and IC 33-19-7-1.
36. IC 33-19-6-6.
37. IC 33-19-6-7.
38. IC 33-19-6-7(c).
39. IC 33-19-8-5(b) and IC 31-34-8-8.
40. IC 8-23-2-15 and IC 33-19-6-14.
41. IC 33-19-6-16.3.
42. IC 33-19-6-12, as added by P.L. 4-1994, SEC.15.
43. IC 33-19-6-13.
44. IC 33-19-7-1(b).
45. IC 33-19-9-4, as amended by P.L.12-1990, SEC 9; P.L. 2-1991, SEC.95; P.L.50-1993, SEC.7; P.L.4-1994, SEC.20; P.L.61-1995, SEC.9; P.L.183-2001, SEC.15.
46. IC 9-27-2-11 and IC 9-27-2-2.
47. IC 10-1-8-2.
48. IC 33-14-8-5.
49. IC 11-8-2-11.
50. IC 5-2-10-2.
51. IC 8-23-2-15.
52. IC 12-18-5-2 and IC 12-18-5-4.
53. IC 5-2-10.1 et seq.
54. IC 33-2.1-7-10.
55. IC 33-19-8-5.
56. IC 33-19-6-7.

# Fiscal Information

## Indiana Trial Courts Financial Comparison Table (1987-2000)

YEAR	EXPENDITURES ON JUDICIAL SYSTEM				REVENUES GENERATED BY COURTS			
	STATE	COUNTY	CITY, TOWN AND TOWNSHIP	TOTAL	FOR STATE FUNDS	FOR COUNTY FUNDS	FOR LOCAL FUNDS	TOTAL REVENUES
FY '87-'88 Calendar 1988	26,868,211	62,034,184	3,978,598	92,880,993	31,444,541	30,889,071	4,911,018	67,244,630
FY '88-'89 Calendar 1989	28,143,613	68,638,838	4,270,467	101,052,918	38,047,325	36,560,648	6,680,701	81,288,674
FY '89-'90 Calendar 1990	30,036,096	82,004,271	4,436,050	116,476,417	38,269,187	35,909,927	7,026,266	81,205,380
FY '90-'91 Calendar 1991	34,069,522	83,519,653	5,660,327	123,249,502	38,145,710	37,785,602	6,875,139	82,806,451
FY '91-'92 Calendar 1992	34,797,471	94,707,897	6,188,295	135,693,663	39,726,575	40,363,537	7,304,343	87,394,455
FY '92-'93 Calendar 1993	36,577,270	103,262,806	6,589,219	146,429,295	41,793,693	41,916,800	8,123,981	91,834,474
FY '93-'94 Calendar 1994	38,391,604	103,192,999	6,705,374	148,289,977	40,432,166	44,719,192	7,829,613	93,080,971
FY '94-'95 Calendar 1995	39,912,708	107,771,213	3,484,338	151,168,259	49,015,934	46,491,181	7,976,618	103,484,025
FY '95-'96 Calendar 1996	55,831,077	110,663,123	3,885,442	170,379,642	57,102,378	50,033,312	8,896,382	116,032,072
FY '96-'97 Calendar 1997	57,431,504	124,704,675	7,227,575	189,363,754	59,901,118	53,022,859	9,975,379	122,899,356
FY '97-'98 Calendar 1998	61,044,245	137,809,840	8,733,226	207,587,311	64,947,008	59,984,503	11,371,714	136,303,225
FY '98-'99 Calendar 1999	64,857,746	147,048,695	9,730,589	221,637,030	65,469,745	60,600,605	11,634,063	137,704,413
FY '99-'00 Calendar 2000	69,442,071	163,059,133	10,507,822	243,009,026	71,771,627	67,896,463	13,008,032	152,676,122



# Fiscal Information

## Judicial System Expenditures by the State of Indiana for FY 1999-2000

(INFORMATION PROVIDED BY THE ANNUAL REPORT OF THE STATE AUDITOR)

ENTITY	SERVICES			MATERIALS, PARTS AND SUPPLIES	EQUIPMENT	GRANTS, SUBSIDIARIES, REFUNDS AND AWARDS	TRAVEL		TOTAL EXPENDITURES
	PERSONAL SERVICES	SERVICE OTHER THAN PERSONAL	SERVICE BY CONTRACT				IN- STATE TRAVEL	OUT-OF- STATE TRAVEL	
Supreme Court	4,032,209	233,923	425,366	93,561	401,395	2,664	18,468	33,043	5,240,629
Court of Appeals	5,914,044	63,039	598,124	53,517	582,716	946	44,237	25,595	7,282,218
Tax Court	387,303	6,554	68,764	5,215	40,984	0	162	341	509,323
Trial Judges' Salaries	36,332,499	2,775	1,004	0	0	2,767	6,000	0	36,345,045
Special Judges	2,425	31,573	4,044	0	55,099	0	64,624	0	157,765
Trial Court Operations	0	262	44,834	373	0	152,456	1,866	209	200,000
Judges' Pension Fund	0	0	0	0	0	8,394,664	0	0	8,394,664
Public Defender	4,144,562	183,061	638,950	23,794	81,665	206	62,541	26,630	5,161,409
Judicial Conference and Indiana Judicial Center	830,628	63,059	408,420	42,589	189,747	0	47,891	2,563	1,584,897
Public Defender Commission	67,904	3,744	2,311	468	2,273	3,680,679	1,864	0	3,759,243
Guardian Ad Litem	65,756	1,290	4,762	2,077	2,731	725,000	3,628	1,634	806,878
<b>TOTALS</b>	<b>51,777,330</b>	<b>589,280</b>	<b>2,196,579</b>	<b>221,594</b>	<b>1,356,610</b>	<b>12,959,382</b>	<b>251,281</b>	<b>90,015</b>	<b>69,442,071</b>

# Fiscal Information

## Summary of 2000 Expenditures

EXPENDITURES	COUNTY	CITY/TOWN	TOWNSHIP	TOTAL EXPENDITURES
	COUNTY	CITY, TOWN AND TOWNSHIP	FOR COUNTY FUNDS	
Judge(s) Salary - County Paid	1,111,315	0	0	1,111,315
Judge(s) Salary - Locally Paid	0	1,385,643	412,762	1,798,405
Other Judicial Officers	3,263,393	201,972	0	3,465,365
Court Reporter(s)	14,581,605	85,231	0	14,666,836
Baliff(s)	9,181,432	786,613	0	9,968,045
Jury Commissioner(s)	81,898	0	0	81,898
Court Administrator & Staff	3,721,114	448,089	0	4,169,203
Secretary(ies)	4,319,116	315,771	92,712	4,727,599
GAL/CASA	1,365,552	0	0	1,365,552
Law Clerks & Interns	402,738	41,210	0	443,948
Public Defender & Staff	13,329,351	352,443	0	13,681,794
Court Clerks & Other Employees	23,911,570	1,983,630	978,443	26,873,643
Probation Office	41,827,388	1,100,244	0	42,927,632
<b>TOTAL Personnel Salaries</b>	<b>117,096,472</b>	<b>6,700,846</b>	<b>1,483,917</b>	<b>125,281,235</b>
Per Diem-Reporters/Bailiffs- Venued In/Out	50,477	0	0	50,477
Per Diem - Grand Jurors	111,182	0	0	111,182
Per Diem - Petit Jurors	3,298,448	2,089	0	3,300,537
Witness Fees	82,137	4,450	0	86,587
Medical & Psychiatric	842,962	1,038	0	844,000
Pauper Attorneys - Case by Case	10,053,746	75,333	0	10,129,079
Other Indigent Expenses	1,921,676	142	0	1,921,818
Judge(s) Pro Tempore	99,541	14,085	9,008	122,634
Other Non-Salary Personnel Svcs	3,696,921	188,398	16822	3,902,141
<b>TOTAL Non-Salary Personnel Svcs</b>	<b>20,157,090</b>	<b>285,535</b>	<b>25,830</b>	<b>20,468,455</b>
<b>TOTAL Personnel Services</b>	<b>137,253,562</b>	<b>6,986,381</b>	<b>1,509,747</b>	<b>145,749,690</b>
<b>TOTAL Supplies</b>	<b>3,220,329</b>	<b>386,040</b>	<b>120,506</b>	<b>3,726,875</b>
Rentals	1,710,589	181,408	287,664	2,179,661
Lodging & Meals for Jurors	453,100	3,290	0	456,390
Other Services & Charges	15,839,844	548,792	193,561	16,582,197
<b>TOTAL Services</b>	<b>18,003,533</b>	<b>733,490</b>	<b>481,225</b>	<b>19,218,248</b>
Law Books	1,794,081	17,014	2,200	1,813,295
Other Capital Outlays	2,787,628	250,214	21,005	3,058,847
<b>TOTAL Capital Outlays</b>	<b>4,581,709</b>	<b>267,228</b>	<b>23,205</b>	<b>4,872,142</b>
<b>TOTAL EXPENDITURES</b>	<b>163,059,133</b>	<b>8,373,139</b>	<b>2,134,683</b>	<b>173,566,955</b>

# Fiscal Information

## 2000 Revenues Generated - All Courts

REVENUES	CIRCUIT, SUPERIOR, COUNTY, AND PROBATE COURTS	CITY AND TOWN	MARION COUNTY SMALL CLAIMS	TOTAL
<b>TO STATE LEVEL FUNDS</b>				
To General Fund	49,829,159	12,013,215	0	61,842,374
To Court Related Services Funds	0	0	0	0
To Special Funds	7,717,647	2,211,606	0	9,929,253
<b>TOTAL to State Funds</b>	<b>57,546,806</b>	<b>14,224,821</b>	<b>0</b>	<b>71,771,627</b>
<b>TO COUNTY LEVEL FUNDS</b>				
To General Fund	24,185,265	2,888,893	0	27,074,158
To Court Related Services Funds	13,010,923	84,609	0	13,095,532
To Special Funds	25,974,882	1,751,891	0	27,726,773
<b>TOTAL to County Level</b>	<b>63,171,070</b>	<b>4,725,393</b>	<b>0</b>	<b>67,896,463</b>
<b>TO LOCAL LEVEL FUNDS (Township)</b>				
To General Fund	2,933,101	5,301,502	2,702,145	10,936,748
To Court Related Services Funds	0	872,285	0	872,285
To Special Funds	176,962	1,022,037	0	1,198,999
<b>TOTAL to Local Level</b>	<b>3,110,063</b>	<b>7,195,824</b>	<b>2,702,145</b>	<b>13,008,032</b>
To Others (Constables for personal service or certified mail)			-1,374,085	-1,374,085
<b>TOTAL REVENUES GENERATED</b>	<b>123,827,939</b>	<b>26,146,038</b>	<b>2,702,145</b>	<b>152,676,122</b>

# Fiscal Information

## 2000 Revenues Generated

### Circuit, Superior, County and Probate Courts

	To STATE FUNDS	To COUNTY FUNDS	To LOCAL FUNDS	TOTAL
<b>REVENUES DISTRIBUTED TO GENERAL FUNDS</b>				
1. Court Costs	40,909,794	16,366,623	1,625,793	58,902,210
2. Infraction Judgments	8,470,439			8,470,439
3. Civil Penalties for Local Ord. Violations		99,353	929,471	1,028,824
4. Support Fees		1,513,212		1,513,212
5. Bond Administration Fees		1,133,952	750	1,134,702
6. Document Fees		816,678	8,793	825,471
7. Interest on Investments		1,385,559		1,385,559
8. Other	448,926	2,869,888	368,294	3,687,108
<b>TOTAL TO GENERAL FUNDS</b>	<b>49,829,159</b>	<b>24,185,265</b>	<b>2,933,101</b>	<b>76,947,525</b>
<b>REVENUES DISTRIBUTED TO COURT RELATED SERVICES</b>				
9. Adult Probation User Fees		9,915,727		9,915,727
10. Juvenile Probation User Fees		1,448,801		1,448,801
11. Guardian Ad Litem Fees		224,208		224,208
12. Supplemental Public Defender Fees		1,422,187		1,422,187
<b>TOTAL TO COURT RELATED SERVICES</b>		<b>13,010,923</b>	<b>0</b>	<b>13,010,923</b>
<b>REVENUES DISTRIBUTED TO SPECIAL FUNDS</b>				
13. Fines and Forfeitures	4,619,473			4,619,473
14. Vehicle License Fees	856,123			856,123
15. Late Surrender Fees		926,684	114,665	1,041,349
16. User Fees	2,226,944	8,333,247	56,137	10,616,328
17. Jury Fees		927,906		927,906
18. Prosecutorial Pretrial Diversion Fees		4,680,336		4,680,336
19. Prosecutorial Deferral Program Fees		7,462,711	6,160	7,468,871
20. Death Benefit Fees	15,107			15,107
21. County Drug Free Community Fees		3,643,998		3,643,998
<b>TOTAL TO SPECIAL FUNDS</b>	<b>7,717,647</b>	<b>25,974,882</b>	<b>176,962</b>	<b>33,869,491</b>
<b>TOTAL GENERATED ALL FUNDS</b>	<b>57,546,806</b>	<b>63,171,070</b>	<b>3,110,063</b>	<b>123,827,939</b>

# Fiscal Information

## 2000 Revenues Generated

### City and Town Courts

	To STATE FUNDS	To COUNTY FUNDS	To LOCAL FUNDS	TOTAL
<b>REVENUES DISTRIBUTED TO GENERAL FUNDS</b>				
1. Court Costs	7,713,380	2,828,490	3,578,492	14,120,362
2. Infraction Judgments	4,293,713			4,293,713
3. Civil Penalties for Local Ordinance Violations		10,888	1,104,479	1,115,367
4. Support Fees				0
5. Bond Administration Fees			143,823	143,823
6. Document Fees		4,256	53,118	57,374
7. Interest on Investments		12,202	116,575	128,777
8. Other	6,122	33,057	305,015	344,194
<b>TOTAL TO GENERAL FUNDS</b>	<b>12,013,215</b>	<b>2,888,893</b>	<b>5,301,502</b>	<b>20,203,610</b>
<b>REVENUES DISTRIBUTED TO COURT RELATED SERVICES</b>				
9. Adult Probation User Fees		62,768	872,285	935,053
10. Juvenile Probation User Fees				0
11. Guardian Ad Litem Fees				0
12. Supplemental Public Defender Fees		21,841		21,841
<b>TOTAL TO COURT RELATED SERVICES</b>		<b>84,609</b>	<b>872,285</b>	<b>956,894</b>
<b>REVENUES DISTRIBUTED TO SPECIAL FUNDS</b>				
13. Fines and Forfeitures	1,381,183			1,381,183
14. Vehicle License Fees	509,837			509,837
15. Late Surrender Fees			16,568	16,568
16. User Fees	320,231	186,587	530,211	1,037,029
17. Jury Fees		300,979		300,979
18. Prosecutorial Pretrial Diversion Fees		265,690		265,690
19. Prosecutorial Deferral Program Fees		601,748	475,258	1,077,006
20. Death Benefit Fees	355			355
21. County Drug Free Community Fees		396,887		396,887
<b>TOTAL TO SPECIAL FUNDS</b>	<b>2,211,606</b>	<b>1,751,891</b>	<b>1,022,037</b>	<b>4,985,534</b>
<b>TOTAL GENERATED ALL FUNDS</b>				
<b>TOTAL GENERATED ALL FUNDS</b>	<b>14,224,821</b>	<b>4,725,393</b>	<b>7,195,824</b>	<b>26,146,038</b>

# Fiscal Information

## 2000 Revenues Generated

### Marion County Small Claims Courts

---

	To STATE FUNDS	To COUNTY FUNDS	To LOCAL FUNDS	OTHER	TOTAL
1. Township Docket Fee			2,702,145		2,702,145
2. Service of Process Fee for Certified Mail (paid directly to the Constables)*				(80,117)	(80,117)
3. Service of Process Fee for Personal Service (paid directly to Constables)*				(1,293,968)	(1,293,968)
4. Other Fees				0	0
<b>TOTAL</b>	<b>0</b>	<b>0</b>	<b>2,702,145</b>	<b>(1,374,085)</b>	<b>2,702,145</b>

\* These fees are not included in the final total since they go directly to the constables for personal service or certified mail service.

# Trial Court

## Judicial Officers - Courts of Record (12/31/00)

COUNTY	ELECTED JUDICIAL OFFICERS				TOTAL JUDGES	APPOINTED OFFICERS			TOTAL OTHER OFFICERS	GRAND TOTAL	2000 POP.
	CIR.	SUP.	CNTY.	PRO.		MAG.	REF.	COM.			
Adams	1	1	0	0	2	0	0	0	0	2	33,625
Allen	1	9	0	0	10	11	0	1	12	22	331,849
Bartholomew	1	2	0	0	3	1	1	0	2	5	71,435
Benton	1	0	0	0	1	0	0	0	0	1	9,421
Blackford	1	1	0	0	2	0	0	0	0	2	14,048
Boone	1	2	0	0	3	0	0	1	1	4	46,107
Brown	1	0	0	0	1	1	0	0	1	2	14,957
Carroll	1	1	0	0	2	0	0	0	0	2	20,165
Cass	1	1	0	0	2	1	0	0	1	3	40,930
Clark	1	3	0	0	4	1	0	0	1	5	96,472
Clay	1	1	0	0	2	0	0	0	0	2	26,556
Clinton	1	1	0	0	2	0	0	0	0	2	33,866
Crawford	1	0	0	0	1	0	0	0	0	1	10,743
Daviess	1	1	0	0	2	0	0	0	0	2	29,820
Dearborn	0.5	1	0	0	1.5	0	1	0	1	2.5	46,109
Decatur	1	1	0	0	2	0	0	0	0	2	24,555
DeKalb	1	1	0	0	2	0	1	0	1	3	40,285
Delaware	5	0	0	0	5	0	1	8	9	14	118,769
Dubois	1	1	0	0	2	0	0	0	0	2	39,674
Elkhart	1	5	0	0	6	3	0	0	3	9	182,791
Fayette	1	1	0	0	2	0	0	0	0	2	25,588
Floyd	1	1	1	0	3	1	0	0	1	4	70,823
Fountain	1	0	0	0	1	0	1	0	1	2	17,954
Franklin	1	0	0	0	1	0	0	0	0	1	22,151
Fulton	1	1	0	0	2	0	0	0	0	2	20,511
Gibson	1	1	0	0	2	0	0	0	0	2	32,500
Grant	1	3	0	0	4	0	2	1	3	7	73,403
Greene	1	1	0	0	2	0	0	0	0	2	33,157
Hamilton	1	5	0	0	6	1	0	2	3	9	182,740
Hancock	1	2	0	0	3	0	0	0	0	3	55,391
Harrison	1	1	0	0	2	0	0	0	0	2	34,325
Hendricks	1	3	0	0	4	0	0	0	0	4	104,093

COUNTY	ELECTED JUDICIAL OFFICERS				TOTAL JUDGES	APPOINTED OFFICERS			TOTAL OTHER OFFICERS	GRAND TOTAL	2000 POP.
	CIR.	SUP.	CNTY.	PRO.		MAG.	REF.	COM.			
Henry	1	2	0	0	3	0	0	2	2	5	48,508
Howard	1	3	0	0	4	0	1	0	1	5	84,964
Huntington	1	1	0	0	2	0	0	0	0	2	38,075
Jackson	1	1	0	0	2	0	1	0	1	3	41,335
Jasper	1	2	0	0	3	0	0	0	0	3	30,043
Jay	1	1	0	0	2	0	0	0	0	2	21,806
Jefferson	0.5	1	0	0	1.5	0	0	0	0	1.5	31705
Jennings	1	1	0	0	2	0	0	0	0	2	27,554
Johnson	1	3	0	0	4	2	0	0	2	6	115,209
Knox	1	2	0	0	3	0	0	0	0	3	39,256
Kosciusko	1	3	0	0	4	0	0	0	0	4	74,057
LaGrange	1	1	0	0	2	0	0	0	0	2	34,909
Lake	1	16	0	0	17	12	3	6	21	38	484,564
LaPorte	1	4	0	0	5	2	0	0	2	7	110,106
Lawrence	1	2	0	0	3	0	1	0	1	4	45,922
Madison	1	3	2	0	6	1	0	6	7	13	133,358
Marion	1	32	0	0	33	9	0	28	37	70	860,454
Marshall	1	2	0	0	3	0	0	0	0	3	45,128
Martin	1	0	0	0	1	0	0	0	0	1	10,369
Miami	1	1	0	0	2	0	0	0	0	2	36,082
Monroe	7	0	0	0	7	0	0	0	0	7	120,563
Montgomery	1	1	1	0	3	0	0	0	0	3	37,629
Morgan	1	3	0	0	4	1	0	0	1	5	66,689
Newton	1	1	0	0	2	0	0	0	0	2	14,566
Noble	1	2	0	0	3	0	0	0	0	3	46,275
Ohio*	0.5	0.5	0	0	1	0	0	0	0	1	5,623
Orange	1	1	0	0	2	0	0	0	0	2	19,306
Owen	1	0	0	0	1	0	1	0	1	2	21,786
Parke	1	0	0	0	1	0	0	0	0	1	17,241
Perry	1	0	0	0	1	0	0	0	0	1	18,899
Pike	1	0	0	0	1	0	1	0	1	2	12,837
Porter	1	5	0	0	6	3	0	0	3	9	149,798
Posey	1	1	0	0	2	0	0	0	0	2	27061
Pulaski	1	1	0	0	2	0	0	0	0	2	13,755
Putnam	1	1	0	0	2	0	0	0	0	2	36,019
Randolph	1	1	0	0	2	0	0	0	0	2	27,401



COUNTY	ELECTED JUDICIAL OFFICERS				TOTAL JUDGES	APPOINTED OFFICERS			TOTAL OTHER OFFICERS	GRAND TOTAL	2000 POP.
	Cir.	Sup.	Cnty.	Pro.		Mag.	Ref.	Com.			
Ripley	1	1	0	0	2	0	0	0	0	2	26,523
Rush	1	1	0	0	2	0	0	0	0	2	18,261
St. Joseph	1	8	0	1	10	6	0	0	6	16	265,559
Scott	1	1	0	0	2	0	0	0	0	2	22,960
Shelby	1	2	0	0	3	0	0	0	0	3	43,445
Spencer	1	0	0	0	1	0	0	0	0	1	20,391
Starke	1	0	0	0	1	1	0	0	1	2	23,556
Steuben	1	1	0	0	2	1	0	0	1	3	33,214
Sullivan	1	1	0	0	2	1	0	0	1	3	21,951
Switzerland	0.5	0.5	0	0	1	0	0	0	0	1	9,065
Tippecanoe	1	3	2	0	6	1	0	0	1	7	148,955
Tipton	1	0	0	0	1	0	1	0	1	2	16,577
Union	1	0	0	0	1	0	0	0	0	1	7,349
Vanderburgh	1	7	0	0	8	6	0	0	6	14	171,922
Vermillion	1	0	0	0	1	0	0	0	0	1	16,788
Vigo	1	4	0	0	5	1	0	0	1	6	105,848
Wabash	1	1	0	0	2	0	0	0	1	3	34,960
Warren	1	0	0	0	1	0	0	0	0	1	8,419
Warrick	1	2	0	0	3	0	0	0	0	3	52,383
Washington	1	1	0	0	2	0	0	0	0	2	27,223
Wayne	1	3	0	0	4	0	0	1	1	5	71,097
Wells	1	1	0	0	2	0	0	0	0	2	27,600
White	1	1	0	0	2	0	0	0	0	2	25,267
Whitley	1	1	0	0	2	0	0	0	0	2	30,707
TOTAL	100	189	6	1	296	67	16	56	140	436	6083685

\* Please see page 102 for recent changes.

- [1] Blackford County Court – effective 7/1/00, Blackford County Court was upgraded to a Superior Court. IC 33-5-8.5-1, as amended by P.L. 45-2000.
- [2] Dearborn County Court – effective 7/1/00, the Dearborn County Court was upgraded to a Superior Court. I.C. 33-5-10.2-1, P.L. 45-2000.
- [3] Delaware Superior Courts – effective 7/1/00, the Delaware Superior Courts were converted to Circuit Courts. I.C. 33-4-12-1, P.L. 124-2000.
- [4] Elkhart Superior Court – effective 1/1/01, the Elkhart Superior Court will increase from five to six courts. I.C. 33-5-13.1-2, as amended by P.L. 196-1999.
- [5] Jasper Superior Court #2 – On August 28, 2000, the Jasper Superior Court #2 was ultimately abolished. In 1995, the legislature abolished this court, and the matter was litigated to the Supreme Court, where the Court found that the legislature could indeed abolish a superior court. IC 33-5-25.5-1, as amended by P.L. 18-1995, Sec. 44. See, *State v. Monfort*, 723 N.E.2d 407 (Ind. 2000).
- [5] Lake County – effective 7/1/00, Lake Superior Civil Division increased to seven judges and Lake Superior County Division increased to four judges. I.C. 33-5-29.5-21, P.L. 196-1999.
- [6] Noble County Court – effective 7/1/00, the County Court was upgraded to Superior 2. I.C. 33-5-29.5-21, P.L. 196-1999.
- [7] Orange County Court – effective 7/1/00, the County Court was upgraded to a Superior Court. I.C. 33-5-38.8-1, P.L. 45-2000.
- [8] Rush County Court – effective 7/1/00, the County Court was upgraded to a Superior Court. I.C. 33-5-38.8-1, P.L. 45-2000.
- [9] St. Joseph Superior Courts – effective 8/1/00, the Superior Court may appoint two full-time magistrates. I.C. 33-5-40-73, P.L. 196-1999.
- [10] Tippecanoe County Courts – effective 1/1/01, the three county courts will be upgraded to Superior Courts 4, 5, and 6. I.C. 33-5-42.2-1, as amended by P.L. 196-1999. The judges of Superior Courts 4, 5 and 6 may jointly appoint one full-time magistrate. I.C. 33-5-42.2-1, as amended by I.C. 33-5-42.2-6.
- [11] Vigo County Courts – effective 7/1/00, the county courts were upgraded to Superior Courts 4 and 5. I.C. 33-5-44.1-1, as amended by P.L. 45-2000.

## 2000 Minor Courts

COUNTY	SMALL CLAIMS	CITY COURTS	TOWN COURTS
Allen		New Haven[1]	
Blackford		Montpelier	
Boone		Lebanon	Jamestown Thorntown Whitestown Zionsville
Carroll		Delphi	Burlington
Clark		Charlestown Jeffersonville	Clarksville
Clinton		Frankfort	
Dearborn		Aurora Lawrenceburg	
DeKalb		Butler	
Delaware		Muncie	Yorktown
Elkhart		Elkhart Goshen Nappanee	
Fountain		Attica	
Grant		Gas City Marion	
Hamilton		Carmel Noblesville	
Hendricks		Avon[2]	Brownsburg Plainfield
Henry		New Castle	Knightstown
Huntington			Roanoke
Jasper			DeMotte Wheatfield
Jay		Dunkirk Portland	
Johnson		Franklin Greenwood	
Knox		Bicknell	

COUNTY	SMALL CLAIMS	CITY COURTS	TOWN COURTS
Lake		Crown Point East Chicago Gary Hammond Hobart Lake Station Whiting	Merrillville Schererville Lowell[3]
Madison		Alexandria Anderson Elwood	Edgewood
Marion	Center Township Decatur Township Franklin Township Lawrence Township Perry Township Pike Township Warren Township Washington Township Wayne Township		
Miami		Peru	Bunker Hill
Morgan		Martinsville	Mooreville
Randolph		Union Winchester	
Ripley		Batesville	Versailles
St. Joseph			Walkerton
Spencer		Rockport	
Starke		Knox	
Steuben			Fremont
Tippecanoe			West Lafayette
Tipton		Tipton	Sharpsville
Vermillion		Clinton	
Vigo		Terre Haute	
Wabash		Wabash	North Manchester
Wayne			Hagerstown
Wells		Bluffton	
White			Monon
TOTAL	9	48	27
[1] New Haven City Court effective 1/1/2000 [2] Avon Town Court effective 1/1/2000 [3] Lowell Town Court effective 1/1/2000			

## JUDICIAL OFFICERS (July 31, 2000)

### 1 Adams

Circuit	Judge	Schurger, Frederick
Superior 1	Judge	Heimann, James A

### 2 Allen

Circuit	Judge	Ryan, Thomas
	Magistrate	Felts, Thomas
Superior 1	Commissioner	Amber, Cynthia
	Judge	Surbeck, John F
	Judge	Pratt, Charles
	Judge	Avery, David
	Judge	Schiebenberger, Kenneth
	Judge	Levine, Stanley
	Judge	Heath, Dan
	Judge	Gull, Fran
	Judge	Boyer, Nancy Eshcoff
	Judge	Sims, Stephen
	Magistrate	Houk, Phillip
	Magistrate	Linsky, Marcia
	Magistrate	Morgan, Lori
	Magistrate	Boyer, Thomas P
	Magistrate	Ummel, Jerry
	Magistrate	Schmoll, Robert
	Magistrate	DeGroote, Jennifer
	Magistrate	Cook, Brian
	Magistrate	Bobay, Craig J
	Magistrate	Gulley, Jeff

### 3 Bartholomew

Circuit	Judge	Heimann, Stephen
	Referee	Holland, James W
Superior 1	Judge	Monroe, Chris
Superior 2	Judge	Coriden, Kathleen T
	Magistrate	Dickherber, Donald J

### 4 Benton

Circuit	Judge	Kepner, Rex
---------	-------	-------------

### 5 Blackford

Circuit	Judge	Bade, Bruce C
County 1	Judge	Forcum, John W
Montpelier City	City J	Kyle, Joe

### 6 Boone

Circuit	Judge	David, Steven H
Superior 1	Judge	Kincaid, Ora A
Superior 2	Judge	Detamore, James
	Commissioner	Sullivan, Mark
Lebanon City	City J	Porter, Richard B
Zionsville Town	Town J	Atkinson, Christina
Jamestown Town	Town J	Caldwell, Mary Ann
Thorntown Town	Town J	Vaughn, Donald G
Whitestown Town	Town J	Cornwell, Wayne

### 7 Brown

Circuit	Judge	Stewart, Judy
	Magistrate	Van Winkle, Douglas

### 8 Carroll

Circuit	Judge	Carey, Joseph W
Superior 1	Judge	Smith, Jeffrey R
Delphi City	City J	Cripe, Kimberly
Burlington Town	Town J	Adams, John C

### 9 Cass

Circuit	Judge	Ridlen, Julian L
	Magistrate	Justice*, Robert
Superior 1	Judge	Perrone, Thomas C
	Magistrate	Justice*, Robert

### 10 Clark

Circuit	Judge	Donahue, Daniel
	Magistrate	Abbott*, Kenneth R.
Superior 1	Judge	Jacobi, Jerry F
	Magistrate	Abbott*, Kenneth R.
Superior 2	Judge	Blau, Cecile A
	Magistrate	Abbott*, Kenneth R.
Superior 3	Judge	Fleece, Steven
	Magistrate	Abbott*, Kenneth R.
Charlestown City	City J	Waters, George
Jeffersonville City	City J	Carmichael, Vicki
Clarksville Town	Town J	Weber, Joseph P

\* indicates service to more than one court

## JUDICIAL OFFICERS

### 11 Clay

Circuit	Judge	Yelton, Ernest E
Superior 1	Judge	Akers, Blaine

### 12 Clinton

Circuit	Judge	Pearson, Linley
Superior 1	Judge	Smith, Kathy
Frankfort City	City J	Ponton, George G

### 13 Crawford

Circuit	Judge	Lopp, Kenneth L
---------	-------	-----------------

### 14 Daviess

Circuit	Judge	Arthur, Robert L
Superior 1	Judge	Dwyer, Judith

### 15 Dearborn

Circuit	Judge	Humphrey, James D
Superior 1	Judge	Witte, G Michael
Aurora City	City J	Rivera, Avis
Lawrenceburg City	City J	Bauer, Tom

### 16 Decatur

Circuit	Judge	Westhafer, John A
Superior 1	Judge	Wilkie, W Michael

### 17 DeKalb

Circuit	Judge	Cherry, Paul R
Superior 1	Judge	Wallace, Kevin P
	Referee	Wible, William
Butler City	City J	Coburn, Floyd

### 18 Delaware

Circuit	Judge	Caldemeyer, Steven R
	Commissioner	Vorhees, Marianne
	Commissioner	Wyrick, Stan G
	Commissioner	Dowling, Kimberly S
	Referee	Cannon *, Thomas
Superior 1	Judge	Barnet, Robert L
	Commissioner	McLaren, Bruce
Superior 2	Judge	Dailey, Richard A
	Commissioner	Murphy, Steven D

Commissioner	Schirey, Wayne
Referee (Juv)	Cannon, Thomas

Superior 3	Judge	Jordan, James J
	Commissioner	Smith, Ronald K
Superior 4	Judge	Lennington, Wayne J
	Commissioner	Peckinpaugh, Darrell
Muncie City	City J	Wolf, L Ralu
Yorktown Town	Town J	Gant, Raymond R

### 19 Dubois

Circuit	Judge	Weikert, William
Superior 1	Judge	Lytton, Howard

### 20 Elkhart

Circuit	Judge	Shewmaker, Terry C
	Magistrate	Domine, Deborah
	Magistrate	Murto*, Thomas A
Superior 1	Judge	Pfaff, L Benjamin
	Magistrate	Denton*, David
Superior 2	Judge	Platt, Stephen E
	Magistrate	Denton*, David
Superior 3	Judge	Biddlecome, George W
	Magistrate	Murto*, Thomas
Superior 4	Judge	Stickel, Olga H
	Magistrate	Murto*, Thomas
Superior 5	Judge	Rieckhoff, James W
	Magistrate	Denton*, David
Superior 6	Judge	Bonfiglio, David
Elkhart City City	City J	Grodnik, Charles H
Goshen City	City J	McGregor, Cecelia J
Nappanee City	City J	Widmoyer, David W

### 21 Fayette

Circuit	Judge	Pflum, Dan
Superior 1	Judge	Messer, Frank

### 22 Floyd

Circuit	Judge	Cody, Terrance
	Magistrate	Burke*, Daniel
Superior 1	Judge	Striegel, Richard G
	Magistrate	Burke*, Daniel
County 1	Judge	Hublar, Robert T
	Magistrate	Burke*, Daniel

\* indicates service to more than one court

## JUDICIAL OFFICERS

### 23 Fountain

Circuit	Judge	Henderson, Susan Orr
	Referee (Sm Clm)	Gibson, Donald F
Attica City	City J	Mason, Mark

### 24 Franklin

Circuit	Judge	Cox, J Steven
---------	-------	---------------

### 25 Fulton

Circuit	Judge	Morton, Douglas G
Superior 1	Judge	Steele, Wayne

### 26 Gibson

Circuit	Judge	Palmer, Walter H
Superior 1	Judge	Penrod, Earl G

### 27 Grant

Circuit	Judge	Hunt, Thomas
	Commissioner	Milford, John B
Superior 1	Judge	Thompson, Gary
Superior 2	Judge	Johnson, Randall
	Referee (Juv)	McKown, James A
Superior 3	Judge	Conn, Natalie
Superior 3	Referee	Drook, Jerry
Gas City	City J	Barker, Steven
Marion City	City J	Kocher, James F

### 28 Greene

Circuit	Judge	Johnson, David K
Superior 1	Judge	Holt, J David

### 29 Hamilton

Circuit	Judge	Proffitt, Judith
	Magistrate	Pfleging*, Daniel
	Commissioner	Alcorn *, Timothy P
Superior 1	Judge	Nation, Steven R
	Magistrate	Pfleging*, Daniel
	Commissioner	Alcorn *, Timothy P
Superior 2	Judge	Barr, Jerry M
	Magistrate	Pfleging*, Daniel
	Commissioner	Varie, Katherine M
Superior 3	Judge	Hughes, William J
	Magistrate	Pfleging*, Daniel

Superior 4	Judge	Campbell, J Richard
	Magistrate	Pfleging*, Daniel
Superior 5	Judge	Sturdevant, Wayne
	Magistrate	Pfleging*, Daniel
Carmel City	City J	Bardach, Gail Z
Noblesville City	City J	Caldwell, Gregory L

### 30 Hancock

Circuit	Judge	Culver, Richard
Superior 1	Judge	Payne, Richard
Superior 2	Judge	Hamilton, Jeanne

### 31 Harrison

Circuit	Judge	Whitis, Harris Lloyd
Superior 1	Judge	Davis, Roger

### 32 Hendricks

Circuit	Judge	Boles, Jeffrey V
Superior 1	Judge	Freese, Robert
Superior 2	Judge	Coleman, David H
Superior 3	Judge	Love, Karen M
Brownsburg Town	Town J	Hostetter, Charles E
Plainfield Town	Town J	Spencer, James D
Avon Town	Town J	Owen, Maureen

### 33 Henry

Circuit	Judge	Kellam, John L
	Commissioner	Willis, Mary G
Superior 1	Judge	Peyton, Michael D
	Commissioner	O'Neal, Lyn
Superior 2	Judge	Harvey, H Terrill
Knightstown Town	Town J	Butler, Lewis

### 34 Howard

Circuit	Judge	Murray, Lynn
	Referee (Juv)	Ryan, Mark
Superior 1	Judge	Parry, Dennis
Superior 2	Judge	Jessup, Stephen
Superior 3	Judge	Wood, John

### 35 Huntington

Circuit	Judge	McIntosh, Mark A
Superior 1	Judge	Heffelfinger, Jeffrey R
Roanoke Town	Town J	Turpin, Bobby G

\* indicates service to more than one court

## JUDICIAL OFFICERS

### 36 Jackson

Circuit	Judge	Vance, William
	Referee	McCord, Andrea
Superior 1	Judge	Guthrie, Frank

### 37 Jasper

Circuit	Judge	Daugherty, Ernest D
Superior 1	Judge	McGraw, John P
Demotte Town	Town J	Sakel, L Lary
Wheatfield Town	Town J	Arendas, Michael

### 38 Jay

Circuit	Judge	Hutchinson, Brian
Superior 1	Judge	Roberts, Joel
Dunkirk City	City J	Hunt, Rick E
Portland City	City J	Miller, Michele

### 39 Jefferson

Circuit	Judge	Todd*, Ted R
Superior 1	Judge	Hoying, Fred H

### 40 Jennings

Circuit	Judge	Webster, Jonathan W
Superior 1	Judge	Funke, James

### 41 Johnson

Circuit	Judge	Loyd, K Mark
	Magistrate	Tandy, Richard
	Magistrate	Lawson, Craig
Superior 1	Judge	Barton, Kevin
	Magistrate	Tandy, Richard
Superior 2	Judge	Emkes, Cynthia S
	Magistrate	Tandy, Richard
Superior 3	Judge	Shilts, Kim Van Valer
	Magistrate	Tandy, Richard
Franklin City	City J	Schafstall, Robert D
Greenwood City	City J	Gregory, Lewis J

### 42 Knox

Circuit	Judge	Gregg, Sherry L
Superior 1	Judge	Crowley, Tim
Superior 2	Judge	Osborne, Jim R
Bicknell City	City J	McKinnon, Jon

### 43 Kosciusko

Circuit	Judge	Reed, Rex L
Superior 1	Judge	Huffer, Duane
Superior 2	Judge	Jarrette, James C
Superior 3	Judge	Sutton, Joe V

### 44 LaGrange

Circuit	Judge	VanDerbeck, J Scott
Superior 1	Judge	Brown, George E

### 45 Lake

Circuit	Judge	Arredondo, Lorenzo
	Magistrate	Miller, Christina
	Commissioner	Ivancevich, George
	Commissioner	Brooks, Charles
	Coordinator	Angel, J Douglas
Superior Civ 1	Judge	Schneider, Diane Kavadias
	Magistrate	Pete*, Robert A
Superior Civ 2	Judge	Davis, William
	Magistrate	Costa-Sakelaris*, Kris
	Commissioner	Rivera*, Itsia D
Superior Civ 3	Judge	Danikolas, James
	Magistrate	Costa-Sakelaris*, Kris
	Magistrate	Pete*, Robert A
	Commissioner	Matuga, Joseph B
Superior Civ 4	Judge	Svetanoff, Gerald
	Magistrate	Pete*, Robert A
Superior Civ 5	Judge	Richards, James
	Magistrate	Costa-Sakelaris*, Kris
	Commissioner	Skozen, Joseph
Superior Juv 6	Judge	Bonaventura, Mary Beth
	Magistrate	Gillis, Gregory
	Magistrate	Miller, Jeffrey
	Magistrate	Commons, Glenn D
	Magistrate	Peller, Charlotte Ann
	Referee	Tavitas, Elizabeth
	Referee	Sedia, John M
	Referee	Belzeski, Kathy
Superior 7	Judge	Schiralli, Nicholas
	Magistrate	Szarleta, Ellen
	Hearing Officer	Morris, Sonya
Superior 8	Judge	Moss, Sheila
	Magistrate	Halcarz, John
Superior 9	Judge	Cantrell, Julie
	Magistrate	Kapitan, Deborah A

\* indicates service to more than one court



## JUDICIAL OFFICERS

	Referee	Kantar, Kristina
Superior Civ 10	Judge	Pera, John
Superior Civ 11	Judge	Dywan, Jeffery
Superior 12	Judge	Villalpando, Jesse
Superior Crim 1	Judge	Maroc, Richard
	Magistrate	Sullivan*, Kathleen
	Magistrate	Bokota*, Natalie
Superior Crim 2	Judge	Murray, Clarence D
	Magistrate	Sullivan*, Kathleen
	Magistrate	Bokota*, Natalie
Superior Crim 3	Judge	Kouros, Joan
	Magistrate	Sullivan*, Kathleen
	Magistrate	Bokota*, Natalie
Superior Crim 4	Judge	Clement, James
	Judge	Stefaniak Jr., Tom
	Magistrate	Sullivan*, Kathleen
	Magistrate	Bokota*, Natalie
Crown Point City	City J	Barber, Herman L
East Chicago City	City J	Randolph, Lonnie
Gary City	City J	Monroe, Deidre L
Hammond City	City J	Green, Gina L
Hobart City	City J	Longer, William J
Lake Station City	City J	Cahillane, Thomas E
Whiting City	City J	Ciesar, William
Merrillville Town	City J	Paras, George
Schererville Town	City J	Riga, Deborah
Lowell Town	City J	Vanes, Thomas W

### 46 LaPorte

Circuit	Judge	Gilmore, Robert W
	Magistrate	Ankony, Sally A
	Magistrate	Pawloski*, Thomas G
Superior 1	Judge	Chapala, Walter P
Superior 2	Judge	King, Steven E
Superior 3	Judge	Baldoni, Paul J
Superior 4	Judge	Boklund, William J
	Magistrate	Pawloski*, Thomas

### 47 Lawrence

Circuit	Judge	McIntyre, Richard
	Referee	McCord, Andrea Kay
Superior 1	Judge	Kern, Raymond
Superior 2	Judge	Sleva, William

### 48 Madison

Circuit	Judge	Spencer, Frederick R
	Commissioner	Kilmer, Joseph R
	Hearing Off	Clase, Steve
Superior 1	Judge	Carroll, Dennis D
	Commissioner	Clifford, William
	Commissioner	Davisson, Leslie
Superior 2	Judge	Brinkman, Jack L
	Commissioner	Alger, David E
Superior 3	Judge	Newman, Thomas
	Magistrate	Caudill, Burnett
	Commissioner	Pancol, G George
County 1	Judge	Hopper, David W
County 2	Judge	Clem, Thomas L
Alexandria City	City J	King, James
Anderson City	City J	Phillippe, Donald R
Elwood City	City J	Roby, Veronica
Edgewood Town	Town J	Miller, Alan R

### 49 Marion

Circuit	Judge	Lawrence, William T
	Commissioner	Bradford, James W
	Commissioner	Sosin, Theodore
	Commissioner	Cohen, Laura S
	Commissioner	Palgutta, Paul
	Commissioner	Gilroy, Richard D
	Commissioner	Disoma, Anthony
Superior Civ 01	Judge	Jester, David
	Magistrate	Dill*, Caryl
	Commissioner	Reid*, S. K.
Superior Civ 02	Judge	Johnson, Kenneth
	Magistrate	Shaheed*, David
	Commissioner	Terzo*, Carol
Superior Civ 03	Judge	McCarty, Patrick
	Magistrate	Dill*, Caryl
	Commissioner	Caudill*, Burnett
Superior Civ 04	Judge	Ayers, Cynthia J
	Magistrate	Shaheed*, David
	Magistrate	Caudill, Burnett
Superior Civ 05	Judge	Eichholtz, Steven R
	Magistrate	Dill*, Caryl
	Magistrate	Shaheed*, David
Superior Civ 06	Commissioner	Ransberger*, Vickie
	Judge	Carroll, Thomas

\* indicates service to more than one court

## JUDICIAL OFFICERS

	Magistrate	Dill*, Caryl	Superior Crim 15	Judge	Good, Richard
	Commissioner	Haile, Christopher		Magistrate	Renner*, Mark
Superior Civ 07	Judge	Zore, Gerald	Superior Crim 16	Judge	Goodman, Evan D
	Magistrate	Dill*, Caryl		Magistrate	Rosenberg*, Louis F.
	Commissioner	Ransberger*, Vickie		Commissioner	Cruz*, Israel Nunez
Superior Pro 08	Judge	Deiter, Charles	Superior Crim 17	Judge	Reichard, Ruth
	Commissioner	Bradley, Larry		Magistrate	Rosenberg*, Louis F.
	Commissioner	Fatout, William		Commissioner	Cruz*, Israel Nunez
	Commissioner	Turner, John Richard	Superior Crim 18	Judge	Downer, John S
Superior Juv 09	Judge	Payne, James		Magistrate	Renner, Mark
	Magistrate	Orbison, Carol		Commissioner	Christ*, Annie
	Magistrate	Cartmel, Julie		Commissioner	Treacy*, Rebekah Pierson
	Magistrate	Gaither, Geoffrey	Superior Crim 19	Judge	Baker, Taylor L
	Magistrate	Rogers, Clark	Superior Crim 20	Judge	Dreyer, David
	Commissioner	Simon-Boatwright, Susan		Magistrate	Jenson, Michael
	Commissioner	Plazzi, Chris	Superior Crim 01	Judge	Walton-Pratt, Tanya
Superior Civ 10	Judge	Huston, Richard		Commissioner	Murphey, Alex
	Judge	Dreyer, David	Superior Crim 02	Judge	Moberly, Robyn
	Magistrate	Dill*, Caryl		Commissioner	Barnes, Amy
	Commissioner	Overton*, Robert	Superior Crim 03	Judge	Bradford, Cale
Superior Civ 11	Judge	Price, John		Commissioner	Robinette*, Ted
	Magistrate	Dill*, Caryl	Superior Crim 04	Judge	Gifford, Patricia J
	Commissioner	Haile, Christopher		Magistrate	Renner*, Mark
Superior Civ 12	Judge	Macey-Thompson, Susan		Commissioner	Moore*, Diane
	Judge	Huston, Richard	Superior Crim 05	Judge	Miller, Gary
	Magistrate	Dill*, Caryl		Commissioner	Robinette*, Ted
	Commissioner	Reid*, S. K.	Superior Crim 06	Judge	Magnus-Stinson, Jane
Superior Civ 13	Judge	Frank, Steve		Commissioner	Barker, Jane
	Magistrate	Shaheed*, David	Superior Env 12	Commissioner	Christ*, Annie
	Commissioner	Terzo*, Carol	Center Sm Clms	Sm Clm J	Lopossa, Paula
Superior Crim 07	Judge	Hill, Reuben S	Decatur Sm Clms	Sm Clm J	Berg, Jeffrey
	Magistrate	Renner*, Mark	Franklin Sm Clms	Sm Clm J	Kitley, John M
Superior Crim 08	Judge	Bolden, Clarence	Lawrence Sm Clms	Sm Clm J	Gammon, Robert F
	Judge	Collins, Barbara	Perry Sm Clms	Sm Clm J	Barnard, Myron F
	Commissioner	Moore*, Diana	Pike Sm Clms	Sm Clm J	Keele, Michael D
Superior Crim 09	Judge	Wiles, Charles A	Warren Sm Clms	Sm Clm J	Nelson, William
	Magistrate	Rosenberg*, Louis F.	Washington Sm Clms	Sm Clm J	Huppert, Lynda F
	Commissioner	Cruz*, Israel Nunez	Wayne Sm Clms	Sm Clm J	Lutz, Robert
Superior Crim 10	Judge	Sallee, Richard			
	Commissioner	Treacy*, Rebekah Pierson			
Superior Crim 13	Judge	Hensel, David			
	Commissioner	Treacy*, Rebekah Pierson			
Superior Crim 14	Judge	Jimison, Z Mae			
	Magistrate	Moore, Diane Marger			
	Commissioner	William, Young			

### 50 Marshall

Circuit	Judge	Cook, Michael D
Superior 1	Judge	Bowen, Robert O
Superior 2	Judge	Colvin, Dean A

\* indicates service to more than one court

## JUDICIAL OFFICERS

### 51 Martin

Circuit	Judge	Howell, R Joseph
---------	-------	------------------

### 52 Miami

Circuit	Judge	Embrey, Bruce
Superior 1	Judge	Banina, Daniel
Peru City	City J	Price, Jeffry
Bunker Hill Town	Town J	Betzner, David G

### 53 Monroe

Circuit 1	Judge	Hoff, Michael
Circuit 2	Judge	Kellams, Marc
Circuit 3	Judge	Todd, Kenneth
Circuit 4	Judge	Mann, Elizabeth
Circuit 5	Judge	Bridges, Douglas
Circuit 6	Judge	Welch, David
Circuit 7	Judge	Taliaferro, Viola

### 54 Montgomery

Circuit	Judge	Milligan, Thomas K
Superior 1	Judge	Ault, David A
County 1	Judge	Kirtley, Raymond M

### 55 Morgan

Circuit	Judge	Hansen, Matthew
	Magistrate	Lybrook, Robert E
Superior 1	Judge	Gray, G Thomas
	Magistrate	Lybrook, Robert E
Superior 2	Judge	Burnham, Christopher L
Superior 3	Judge	Craney, Jane Spencer
Martinsville Town	Town J	Peden, Mark
Mooresville Town	Town J	Sterrett, Paul E

### 56 Newton

Circuit	Judge	Leach, Jeryl
Superior 1	Judge	Molter, Daniel

### 57 Noble

Circuit	Judge	Laur, David
Superior 1	Judge	Spindler, Stephen S
County 1	Judge	Kramer, Michael J

### 58 Ohio

Circuit	Judge	Meyer, Anthony C
Superior 1	Judge	Mitchell, John D

### 59 Orange

Circuit	Judge	Blanton, Larry R
County 1	Judge	Cloud, Michael

### 60 Owen

Circuit	Judge	Nardi, Frank M
	Referee	Sturgeon, Suzanne

### 61 Parke

Circuit	Judge	Brown, Rhonda R
---------	-------	-----------------

### 62 Perry

Circuit	Judge	McEntarfer, James
---------	-------	-------------------

### 63 Pike

Circuit	Judge	Baker, Lee
	Referee	Rauch, W Wyatt

### 64 Porter

Circuit	Judge	Harper, Mary
	Magistrate	Shanahan, John
Superior 1	Judge	Bradford, Roger
	Magistrate	Johnson, James
Superior 2	Judge	Webber, Thomas
	Magistrate	Ratliff-Forbes, Kathleen
Superior 3	Judge	Jent, Julia
Superior 4	Judge	Kennedy, Robert
Superior 5	Judge	Thode, Jeffrey

### 65 Posey

Circuit	Judge	Redwine, James
Superior 1	Judge	Baier, Donald

### 66 Pulaski

Circuit	Judge	Shurn, Michael A
Superior 1	Judge	Blankenship, Patrick

\* indicates service to more than one court

## JUDICIAL OFFICERS

### 67 Putnam

Circuit	Judge	Laviolette, Diana
Superior 1	Judge	Lowe, Robert J

### 68 Randolph

Circuit	Judge	Chalfant, Jan L
Superior 1	Judge	Haviza, Peter
Union City	City J	Goldsberry, J Thomas
Winchester City	City J	Thompson, Evard

### 69 Ripley

Circuit	Judge	Taul, Carl H
Superior 1	Judge	Morris, James B
Batesville City	City J	Radvansky, Joseph P
Versailles Town	Town J	Richmond, Cheryl

### 70 Rush

Circuit	Judge	Harcourt, Barbara Arnold
County 1	Judge	Northam, David E

### 71 St Joseph

Circuit	Judge	Crone, Terry A
	Magistrate	Chapleau, David C
	Magistrate	Ready, David T.
Superior 1	Judge	Means, William T
	Judge	Albright, William H
	Judge	Chamblee, Roland W
	Judge	Marnocha, John
	Judge	Manier, Jenny Pitts
	Judge	Whitman, William C
	Judge	Frese, John J
	Judge	Scopelitis, Michael
	Judge	McCormick, Leo
	Judge	Steinke, Brian
Probate 1	Judge	Nemeth, Peter J
	Magistrate	Brueseke, Harold E
	Magistrate	Miller, Jane
Walkerton Town	City J	Huizenga, Roger

### 72 Scott

Circuit	Judge	Kleopfer, James D
Superior 1	Judge	South, Nicholas L

### 73 Shelby

Circuit	Judge	O'Connor, Charles D
Superior 1	Judge	Tandy, Jack A
Superior 2	Judge	Sanders, Russell J

### 74 Spencer

Circuit	Judge	Roell, Wayne A
Rockport City	City J	Alvey, Joseph

### 75 Starke

Circuit	Judge	Matsey, David P
	Magistrate	Pease, Elizabeth
Knox City	City J	Hasnerl, Charles

### 76 Steuben

Circuit	Judge	Wheat, Allen N
	Magistrate	Coffey, Randy
Superior 1	Judge	Fee, William C
	Magistrate	Coffee, Randy
Freemont Town	Town J	Mertz, Marjorie

### 77 Sullivan

Circuit	Judge	Pierson, P J
	Magistrate	Smith*, Ann
Superior 1	Judge	Johnson, Thomas
	Magistrate	Smith*, Ann

### 78 Switzerland

Circuit	Judge	Todd*, Ted R
Superior 1	Judge	Mitchell, John D

### 79 Tippecanoe

Circuit	Judge	Melichar, Ronald E
	Magistrate	Fountain*, C Wayne
Superior 1	Judge	Johnson, Donald C
	Magistrate	Fountain*, C Wayne
Superior 2	Judge	Heid, George J
	Magistrate	Fountain*, C Wayne
Superior 3	Judge	Rush, Loretta H
	Judge	Donat, Gregory J
County 1	Judge	Fountain*, C Wayne
	Magistrate	Zeman, Laura
County 2	Judge	Fountain*, C Wayne
	Magistrate	Morrissey, Michael A
West Lafayette City	City J	

\* indicates service to more than one court

## JUDICIAL OFFICERS

### 80 Tipton

Circuit	Judge	Nash, Dane P
	Referee	Slack, Sharon
Tipton City	City J	Harper, Lewis D
Sharpsville Town	Town J	Holman, Evelyn R

### 81 Union

Circuit	Judge	Williams, James R
---------	-------	-------------------

### 82 Vanderburgh

Circuit	Judge	Heldt, Carl A
	Magistrate	Kiely, David D
Superior 1	Judge	Lloyd, Mary M
	Judge	Niemeier, Brett
	Judge	Trockman, Wayne
	Judge	Pigman, Robert J
	Judge	Bowers, Scott
	Judge	Knight, J Douglas
	Judge	Tornatta, Robert
	Magistrate	Long, Nancy
	Magistrate	Hamilton, Allen R
	Magistrate	Maurer, Terrill
	Magistrate	Marcum, Jill
	Magistrate	Moore, Ralph E

### 83 Vermillion

Circuit	Judge	Stengel, Bruce V
Clinton City	City J	Cloyd, Carl F

### 84 Vigo

Circuit	Judge	Bolin, Dexter
	Magistrate	Stagg, R Paulette
Superior 1	Judge	Eldred, Michael H
Superior 2	Judge	Adler, Phillip I
County 1	Judge	Kearns, R Jerome
County 2	Judge	Brugnaux, Barbara
Terre Haute City	City J	Bolk, David R

### 85 Wabash

Circuit	Judge	Vanderpool, Daniel J
Superior 1	Judge	Sposeep, Michael L
Wabash City	City J	Christle, Joe T
N Manchester Town	Town J	Gohman, Cheryl A

### 86 Warren

Circuit	Judge	Hall, Robert M
---------	-------	----------------

### 87 Warrick

Circuit	Judge	Vacant
Superior 1	Judge	Meyer, Keith
Superior 2	Judge	Aylsworth, Robert

### 88 Washington

Circuit	Judge	Bennett, Robert L
Superior 1	Judge	Newkirk, Frank E

### 89 Wayne

Circuit	Judge	Van Middlesworth, Douglas
Superior 1	Judge	Snow, P Thomas
Superior 2	Judge	Horn, Gregory A
Superior 3	Judge	Hoelscher, William C
	Commissioner	Stewart, David C
Hagerstown Town	Town J	Justice, Rebecca

### 90 Wells

Circuit	Judge	Hanselman, David L
Superior 1	Judge	Goshorn, Everett E
Bluffton City	City J	Cotton, Lyle J

### 91 White

Circuit	Judge	Thacker, Robert W
Superior 1	Judge	Mrzlack, Robert B
Monon Town	Town J	Wood, Judith E

### 92 Whitley

Circuit	Judge	Heuer, James R
Superior 1	Judge	Rush, Michael D

\* indicates service to more than one court