

Indiana Probation Report

HONORED TO SERVE

2024

Summary & Statistics



2024

INDIANA PROBATION REPORT

SUMMARY & STATISTICS



THE SUPREME COURT OF INDIANA

The Honorable Loretta H. Rush, Chief Justice
The Honorable Mark S. Massa
The Honorable Geoffrey G. Slaughter
The Honorable Christopher M. Goff
The Honorable Derek R. Molter

Justin P. Forkner, Chief Administrative Officer
Office of Judicial Administration, Suite 1600
251 North Illinois Street
Indianapolis, IN 46204
317-232-2542
[COURTS.IN.GOV](https://courts.in.gov)

TABLE OF CONTENTS

| | |
|---|-----------|
| ON THE COVER | IV |
| HISTORY OF JOHNSON COUNTY COURTHOUSE | IV |
| INTRODUCTION | 1 |
| THE ORGANIZATION AND STRUCTURE OF PROBATION SERVICES IN INDIANA | 1 |
| HOME DETENTION..... | 2 |
| FUNDING OF PROBATION SERVICES | 2 |
| SUMMARY OF PROBATION CASELOAD DATA | 3 |
| SUMMARY OF ANNUAL OPERATIONS REPORT | 3 |
| PROBATION REPORT DEFINITIONS | 4 |
| Probation Report Abbreviations | 6 |
| ADULT PROBATION | 8 |
| ADULT PROBATION SUPERVISIONS..... | 8 |
| Adult Supervisions Pending ON January 1 | 8 |
| Adult Supervisions Received..... | 8 |
| Adult Supervisions Disposed | 9 |
| Adult Supervisions, Pending December 31..... | 9 |
| ADULT SUPERVISION METHOD OF DISPOSITION | 10 |
| Felony Probation Dispositions – Method of Disposition | 10 |
| Misdemeanor Probation Dispositions – Method of Disposition | 11 |
| Probation Felony Completed and Revokedpercentage..... | 12 |
| Probation Misdemeanor Completed and Revoked percentage | 12 |
| FELONY PROBATION DISPOSITIONS | 13 |
| Supervisions Disposed by Absconding* | 13 |
| Supervisions Disposed by Other | 13 |
| Supervisions Disposed by Interstate/Intrastate Transfer | 13 |
| MISDEMEANOR PROBATION DISPOSITIONS | 14 |
| Supervisions Disposed by Absconding* | 14 |
| Supervisions Disposed by Other | 14 |
| Supervisions Disposed by Interstate/Intrastate Transfer | 15 |
| ADULT SUPERVISION LEVELS..... | 16 |
| Felony Supervision Levels..... | 16 |
| Misdemeanor Supervision Levels..... | 16 |
| ADULT SUPERVISIONS FOR SUBSTANCE ABUSE CONVICTIONS | 17 |
| Felony Supervisions for Substance Abuse Convictions..... | 17 |
| Misdemeanor Supervisions for Substance Abuse Convictions..... | 17 |
| PRE-SENTENCE INVESTIGATIONS | 18 |
| JUVENILE PROBATION | 19 |

| | |
|---|-----------|
| JUVENILE REFERRALS | 19 |
| Non-Status and Status Referrals Received | 19 |
| Disposition of Juvenile Referrals | 20 |
| Summary of Juvenile Referral Dispositions..... | 20 |
| JUVENILE SUPERVISIONS | 21 |
| Summary of Juvenile Supervisions | 21 |
| Total Supervisions Received & Disposed | 21 |
| Juvenile Supervisions Received..... | 22 |
| Interstate/Intrastate Supervisions Received..... | 22 |
| JUVENILE SUPERVISIONS DISPOSITIONS | 23 |
| Method of Disposition | 23 |
| Completed Probation..... | 23 |
| Committed to IDOC | 24 |
| Interstate/Intrastate Transfer Supervisions Disposed | 24 |
| Juvenile Supervisions for Substance Abuse Offenses | 24 |
| Juvenile Supervisions for Sex Offenses..... | 25 |
| Completed Predisposition (PDR) & Progress Reports for Juvenile Supervisions.. | 25 |
| JUVENILE SUPERVISION LEVELS..... | 26 |
| JUVENILE LAW SERVICES REPORT | 27 |
| Juvenile Delinquency (JD) - Demographics | 28 |
| Juvenile Status (JS) – Demographics | 29 |
| Juvenile Miscellaneous (JM) - Demographics | 30 |
| 2024 Juvenile Law Services Financial Report..... | 31 |
| PROBATION PERSONNEL & EXPENSES..... | 32 |
| 2024 Probation Personnel | 32 |
| 10-Year Comparison of Probation Personnel | 32 |
| 2024 Probation Personnel Expenses | 32 |
| Probation Personnel Expenses Total | 33 |
| Average Chief Probation Officer Salary | 33 |
| Average Probation Officer Salary | 33 |
| Restitution by year collected by probation..... | 34 |
| ADDITIONAL JUDICIAL BRANCH REPORTS | 35 |

ON THE COVER

HISTORY OF JOHNSON COUNTY COURTHOUSE

Johnson County was named in 1823 for one of the original three justices of the Indiana Supreme Court, Justice John Johnson. The justice-to-be began his legal career in the Indiana Territory near Vincennes during the early years of the nineteenth century. Later he served as a delegate from Knox County to the Indiana Constitutional Convention in 1816. Justice Johnson served in the first session of the Indiana Supreme Court from December 28, 1816, until his untimely death in September 1817 during the Court's first recess.

Starting in 1823, the earliest Johnson County courthouses, all located in Franklin, Indiana, were a series of structures made of wood or brick. Two of the structures were destroyed by fire, including a substantial structure that had been designed by famous architects John Elder and Edwin May who had designed other governmental buildings in Indiana.

Construction of the present Johnson County courthouse commenced in 1879 and reached completion in 1882. Designed by architect George W. Bunting, the building is a distinguished two-story structure composed of red brick and Indiana limestone. Its architectural highlights feature a blend of French Second Empire, Neo-Jacobean, and Romanesque Revival architectural styles notably pyramid-shaped roofs atop the central tower and each of the corner turrets. The original construction cost totaled \$98,000. In 1983, the building underwent significant modernization, though its historic character and structural integrity remained intact. The courthouse is listed on the National Register of Historic Places.

In front of the courthouse is the Vawter Monument which was designed by Rudolph Schwartz who also designed the Soldiers and Sailors Monument that is located on Monument Circle in downtown Indianapolis.

Front Cover: Exterior Photo of Johnson County Courthouse

Back Cover: Internal Photo of Johnson County Courthouse

Photo Credit: Supreme Court Office of Communication, Education and Outreach

INTRODUCTION

Administrative Rule 1(C) of the Indiana Rules of Court requires all probation departments to report specific data to the Indiana Office of Court Services (IOCS), as outlined in Ind. Code § 11-13-1-4. IOCS compiles these submissions into the annual Indiana Probation Report, which presents both statewide summaries and individual court and county statistics in a single volume. Presented in graphic format, the report offers a ten-year overview of probation department workloads, personnel expenses, and restitution collected.

The report also includes:

- Probation personnel positions,
- Compensation ranges for probation officers,
- Probation expenditures,
- Financial information on funds spent on probation services, and
- The Juvenile Law Services Report, which details demographic and financial data related to services provided to delinquent children, as required by Ind. Code § 31-31-10-2.

Juvenile demographic data is shown for the current publication year only.

This comprehensive report is made possible through the cooperation and contributions of probation departments across Indiana.

THE ORGANIZATION AND STRUCTURE OF PROBATION SERVICES IN INDIANA

Probation services in Indiana fall within the jurisdiction of the judiciary. Probation officers are appointed by a court or division of a court and must maintain state certification.

Probation officers and staff constitute the largest segment of trial court personnel in Indiana. During 2024, approximately 1,454 certified probation officers and approximately 739 other employees provided probation services throughout Indiana as reported to IOCS.

The Judicial Conference of Indiana (Conference), chaired by the Chief Justice, sets probation administration standards, minimum qualifications, and compensation for Indiana probation officers under Ind. Code § 11-13-1-8. Ind. Code § 36-2-16.5 requires the salary of a probation officer to be fixed by the county, city, or town fiscal body in accordance with the Conference's minimum requirements for probation officer salaries.

In addition, the Conference adopts certain policies, such as probation departments' use of actuarial risk and needs assessments for court-involved adults and juveniles. Probation officers administer the Indiana Youth Assessment System (IYAS) for juveniles and the Indiana Risk Assessment System (IRAS) for adults. These assessments are used to assist courts with

detention, pretrial release, dispositional, and sentencing decisions, and help probation officers develop individualized case plans for probationers.

IOCS, staff agency to the Conference, provides probation officer training, administers the probation officer examination, certifies probation officers, and administers the IYAS and IRAS training and certification processes.

The Conference also administers, through IOCS, the Interstate Compact for the transfer of supervision of adult and juvenile probationers in and out of Indiana and serves as the intermediary for the return of juvenile runaways, absconders, and escapees. In 2024, 1,317 adult felony and misdemeanor probationers and 44 juvenile probationers transferred into Indiana under the interstate transfer program. There were 1,419 adult felony and misdemeanor probationers, and 66 juvenile probationers transferred out of Indiana under the interstate transfer program.

HOME DETENTION

Since 1988, Ind. Code § 35-38-2.5 has authorized Indiana trial courts to order home detention as a condition of probation. A trial court may order the probation department or a community corrections program to supervise individuals on home detention, either with or without electronic monitoring. Statute requires that persons ordered to home detention pay a home detention fee. Ind. Code §35-38-2.5-6.

FUNDING OF PROBATION SERVICES

As with other trial court operations, local county revenues derived primarily through property taxes, fund probation services. Probation user fees provide another significant funding source for probation services. The user fees are paid by probationers as a condition of probation and are primarily used to provide probation services.

Depending on the size of the county and budget, many courts include the court's probation operating expenses within the court's operations budget. In the more populous counties where the probation departments are larger, the probation department prepares a separate budget for the local funding authority. Counties that have established and maintain juvenile detention facilities reflect this expenditure as a probation expense. Because many counties do not have a separate probation budget, non-personnel expenditures are absorbed within the court's expenditures, making it impossible to derive a complete picture of all probation-related expenditures.

SUMMARY OF PROBATION CASELOAD DATA

Beginning in 1996, Indiana's probation departments began mandatory use of a probation supervision classification and workload measures system. This report reflects the supervision levels of probationers through December 31, 2024.

The probation caseload data and financial statistics in this report were submitted to IOCS either on a quarterly, semi-annual, or annual basis. This report presents the number of adult and juvenile supervisions pending at the beginning and end of the calendar year, the total number and type of supervisions and referrals received during the calendar year, and the total number and method of disposition of supervisions and referrals closed during the reporting year. The number of supervisions reflects the actual number of people (not cases) on probation at the end of the year.

In 2024, there was an overall 4% decrease in the number of new probation supervisions:

- misdemeanor supervisions decreased by 2%,
- felony supervisions decreased by 4%, and
- juvenile supervision decreased by 11%.

Along with the decrease in the number of new supervisions received in 2024, the total number of supervisions pending at the end of the year decreased from 2023. At the end of 2024, Indiana probation departments were supervising 98,277 adults and juveniles, a decrease of 2% from the year before.

SUMMARY OF ANNUAL OPERATIONS REPORT

All probation departments throughout Indiana submit an annual operations report to IOCS. These reports indicate trial court probation departments spent \$117,154,017 on the salaries of probation officers and other probation staff. The salary expenditures by city and town court probation departments was an additional \$1,658,862. In 2024, the statewide total salary expenditures for probation officers and staff was \$118,812,879. This amount was partially offset by the collection of probation user fees reported in the annual Report on Court Revenue. In 2024, \$10,424,633 was collected statewide in adult probation user fees and \$332,169 in juvenile user fees, for a total of \$10,756,802.

Many probationers are ordered to pay restitution as a condition of probation. These funds are collected and distributed to the appropriate recipient by the clerk's office or the probation department. In 2024, probationers paid \$7,716,219 in restitution.

PROBATION REPORT DEFINITIONS

The following definitions will be used throughout the 2024 Indiana Probation Report:

Absconded: Persons who have left the jurisdiction of the court without proper authorization or are noncompliant with probation reporting requirements

CHINS (Child in Need of Services): Cases in which a child is alleged to be “in need of services” because the child's physical or mental condition is seriously impaired or endangered due to the inability, refusal, or neglect of the child's parent, guardian, or custodian to supply the child with necessary food, clothing, shelter, medical care, education, supervision (Ind. Code § 31-34-1-1,) or any of the other circumstances in which a child is alleged to be a CHINS as outlined in Ind. Code § 31-34-1-2 through Ind. Code § 31-34-1-16.

Delinquent or Non-Status Delinquent: A child who has allegedly committed an offense prior to attaining 18 years of age that would be considered an offense if committed by an adult (Ind. Code § 31-37-1-1).

Informal Adjustment: A program for an alleged delinquent youth that directs specific services to help the youth before adjudication. Successful completion of the program would result in no petition being filed or dismissal of a pending petition. The informal adjustment program may not exceed six months.

Interstate Accepted: Persons accepted for supervision from other states through the Interstate Compact (Ind. Code § 11-13-4.5).

Intrastate Accepted: Persons accepted for supervision from other counties within Indiana.

Post-Sentence Supervisions: Persons are ordered to supervision after conviction as part of sentencing. Post-sentence supervisions represent convictions where the entire sentence is suspended to probation only (as opposed to a period of incarceration followed by probation). Pursuant to Ind. Code § 35-38-2.6-3, this category includes placement in a community correction program as an alternative to commitment to the Indiana Department of Correction (IDOC), subject to residential bed or electronic monitoring unit availability.

Predispositional Report (PDR): Upon a finding by a court that a child is a delinquent child, Ind. Code § 31-37-17-1 requires a probation officer complete a predispositional report. Predispositional reports contain (1) a statement of the needs of the child for care, treatment, rehabilitation, or placement; and (2) a recommendation for the care, treatment, rehabilitation, or placement of the child.

Preliminary Inquiry: Ind. Code § 31-37-8-2 outlines the content of the preliminary inquiry, which is an informal investigation into the facts and circumstances of a child who is believed to

have committed a delinquent act to aid in determining whether further action is required in the interests of the public or the child as outlined in Ind. Code § 31-37-8-1.

Presentence Investigation (PSI): Except as provided in Ind. Code § 35-38-1-8(c), a defendant convicted of a felony may not be sentenced before a written presentence investigation report is prepared by a probation officer and considered by the sentencing court. The PSI reports contain information regarding the commission of the offense, the defendant's criminal, social, employment, family, economic, education, and personal histories. The PSI report also includes information regarding the victim of the offense.

Referral: An allegation of juvenile misconduct from the police, parents, school, commercial businesses, or other adults. Examples of referrals include police reports of juvenile misconduct, complaints of incorrigibility by a parent, truancy reports from a school, or allegations of misconduct by a neighbor.

Split-Sentence Supervisions: Persons ordered under supervision after serving a commitment to IDOC or a local facility. These cases are not counted as probation supervisions until the convicted person is released from incarceration and supervised by a probation department. The category includes any sentence that is a combination of confinement and probation and typically involves felony convictions rather than misdemeanors, although some misdemeanor convictions will result in split sentences. The key to this category is that the sentence involves commitment in a secure facility, such as IDOC, county jail, community corrections facilities, and rehabilitation units, followed by a probation term.

Status Delinquent: A juvenile who is charged with committing an act that would not be considered a crime if committed by an adult, such as truancy, incorrigibility, violations of curfew, and violations of Ind. Code § 7.1-5-7 (minors and alcoholic beverages) (see Ind. Code § 31-37-2-2 through Ind. Code § 31-37-2-7).

Supervision in Lieu of Prosecution: If a court determines that supervision is a better alternative to prosecution for a crime (misdemeanors or infractions), which may include court-ordered treatment, the probation department will report the supervision in this category. There must be a court order before any supervision is reported in this category. Ind. Code § 12-23-5-1 permits this type of supervision when the court "takes judicial notice of the fact that proper early intervention, medical, advisory or rehabilitative treatment of the defendant is likely to decrease the defendant's tendency to engage in antisocial behavior."

PROBATION REPORT ABBREVIATIONS

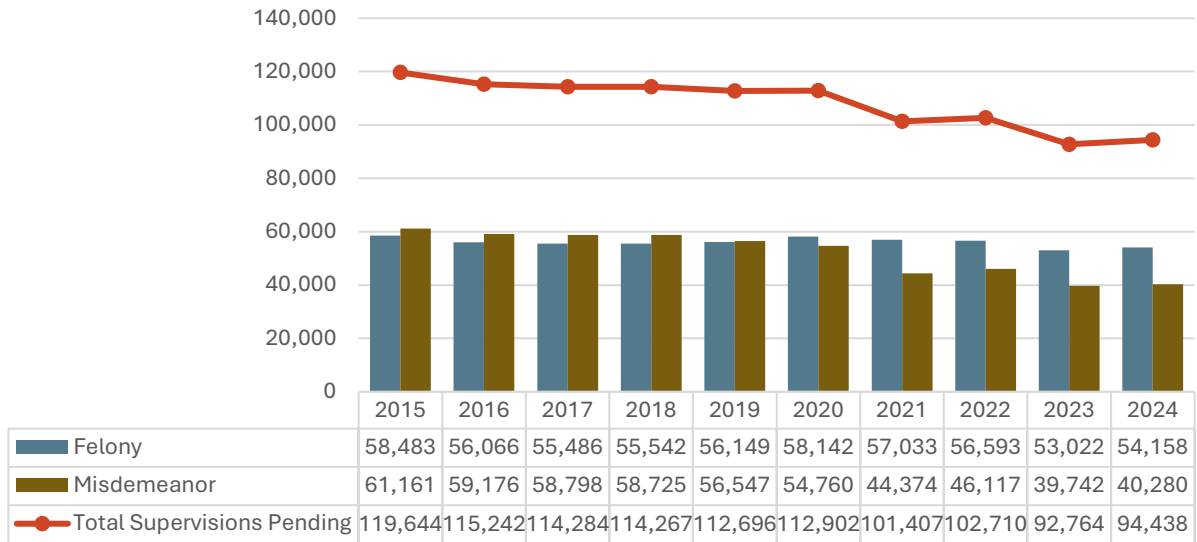
| Probation | Abbreviation | Term |
|-------------------------------------|-------------------------------|--|
| Adult Felony and Misdemeanor | Absconded | Absconded and/or Warrant Active |
| | In Lieu of Prosecution | Supervision in Lieu of Prosecution |
| | Interstate | Interstate Accepted (from another state) |
| | Intrastate | Intrastate Accepted (from another county in Indiana) |
| | Other | Other Closed Supervisions |
| | Post | Post-Sentence Supervision |
| | Probation Completed | Discharged |
| | Revoke New Offense | Revoked Because of New Offense |
| | Revoke New Violation | Revoked Because of New Violation |
| | Split | Split-Sentence Supervision |
| | Withheld | Judgment Withheld |
| Juvenile Referral | Another Agency | Preliminary Inquiry with Recommendation to Refer to Another Agency or County |
| | Dismiss | Preliminary Inquiry with Recommendation to Dismiss |
| | File Petition | Preliminary Inquiry with Recommendation to File Petition |
| | Informal Adjustment | Preliminary Inquiry with Recommendation for Informal Adjustment |
| | Non-Status Delinq | Non-Status Delinquent |
| | Other (Incoming) | Other Referrals, primarily Child in Need of Services |
| | Other (Method of Disposition) | Other Disposition of Referral |
| | Status Delinq | Status Delinquent |
| | Waiver | Preliminary Inquiry with Recommendation for Waiver |

| | | |
|------------------------------|--------------------------|---|
| Juvenile Supervisions | Absconded | Absconded and/or Warrant Active |
| | Probation Completed | Discharged (Closed Supervision) |
| | IDOC New Offense | Modified & Committed to Correctional Facility (IDOC) (New Offense) |
| | IDOC Technical Violation | Modified & Committed to Correctional Facility (IDOC) (Technical Violation) |
| | In-State New Off | Modified and Placed in an In-State Residential Facility (New Offense) |
| | In-State Tech Viol | Modified and Placed in an In-State Residential Facility (Technical Violation) |
| | Interstate | Interstate Accepted (from another state) |
| | Intrastate | Intrastate Accepted (from another county in Indiana) |
| | New Offense | Removed from Supervision Because of New Offense |
| | Non-St Delinq | Post Adjudication or Informal Adjustment Non-Status Delinquent |
| | Other (Incoming) | Other Supervisions Received |
| | Other Closed | Other Closed Supervisions |
| | Out-State New Off | Modified and Placed in an Out-of-State Facility (New Offense) |
| | Out-State Tech Viol | Modified and Placed in an Out-of-State Facility (Technical Violation) |
| | Stand Sup | Standard Supervision |
| | Status Delinq | Post Adjudication or Informal Adjustment Status Delinquent |
| | Trans Progm | Placed in Community Transition Program (Actively Providing Services) |

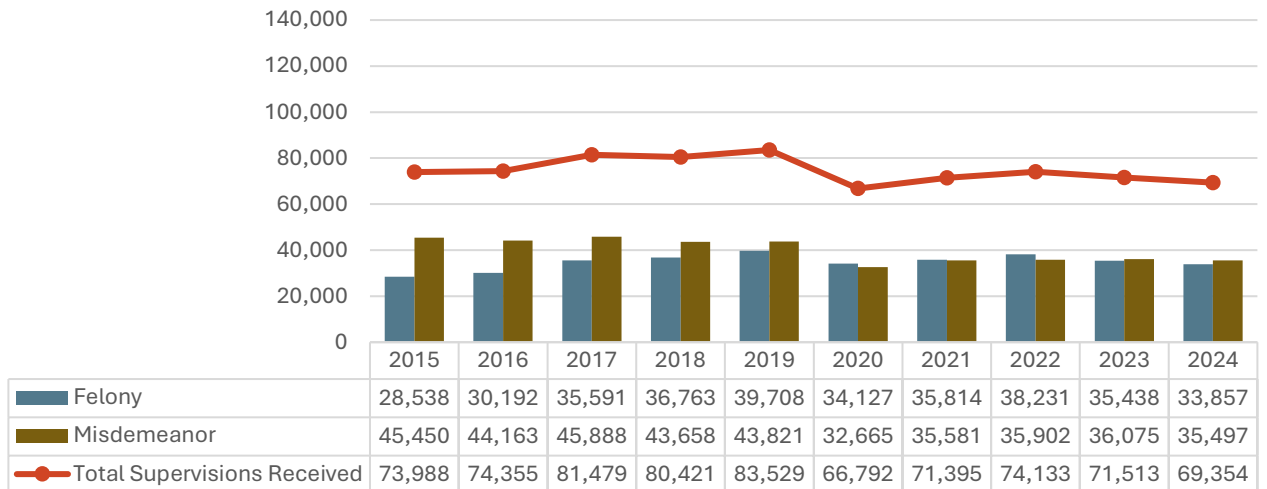
ADULT PROBATION

ADULT PROBATION SUPERVISIONS

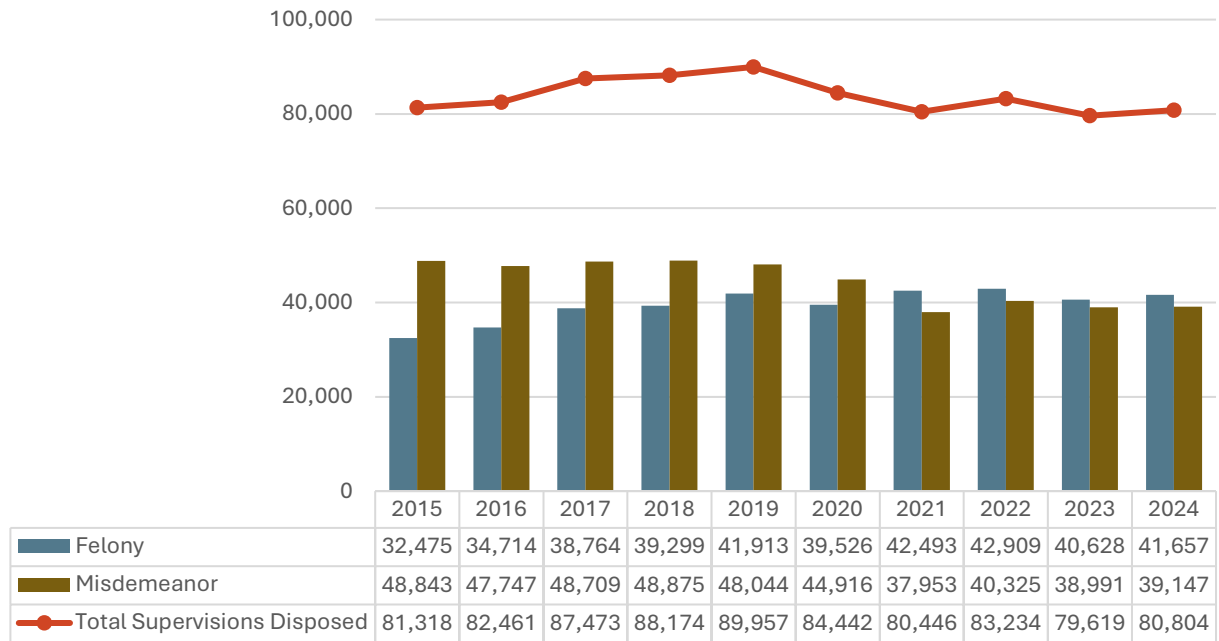
ADULT SUPERVISIONS PENDING ON JANUARY 1



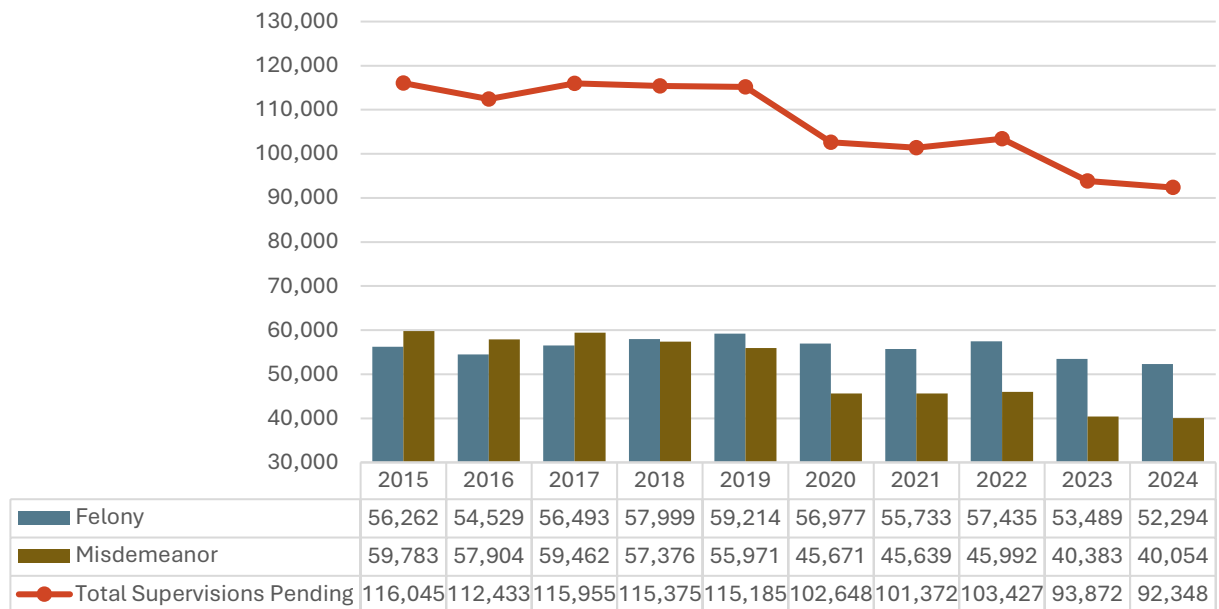
ADULT SUPERVISIONS RECEIVED



ADULT SUPERVISIONS DISPOSED

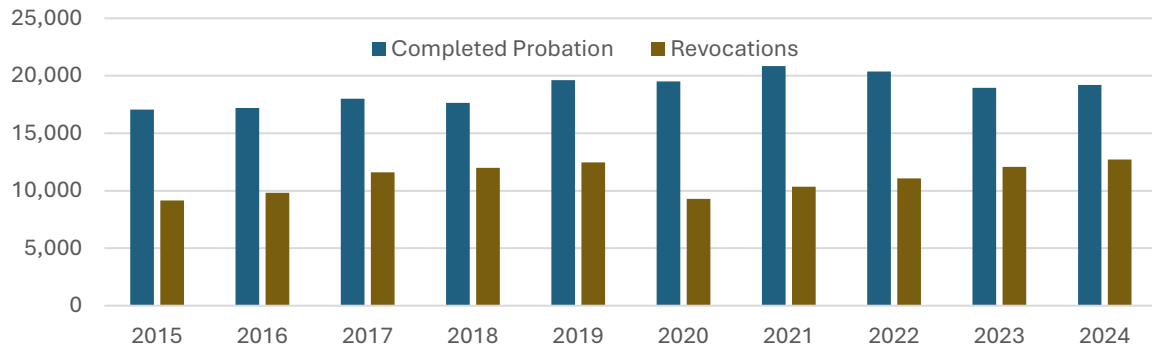


ADULT SUPERVISIONS, PENDING DECEMBER 31



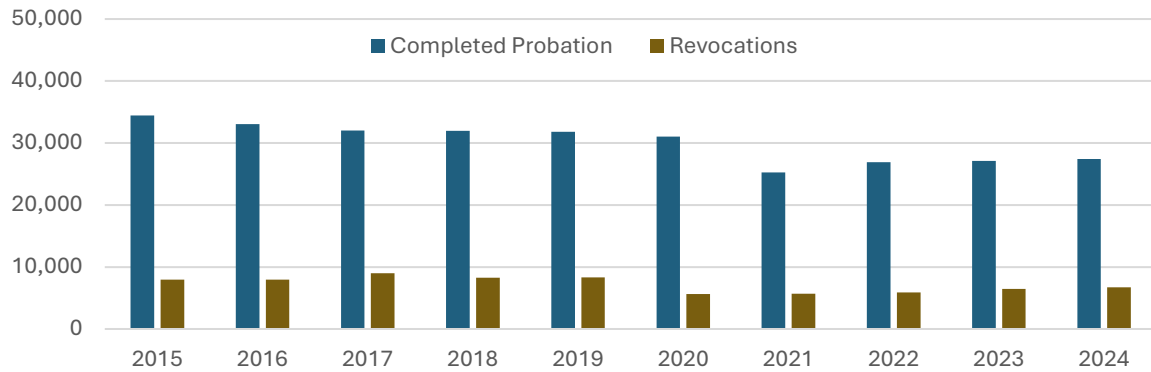
ADULT SUPERVISION METHOD OF DISPOSITION

FELONY PROBATION DISPOSITIONS – METHOD OF DISPOSITION



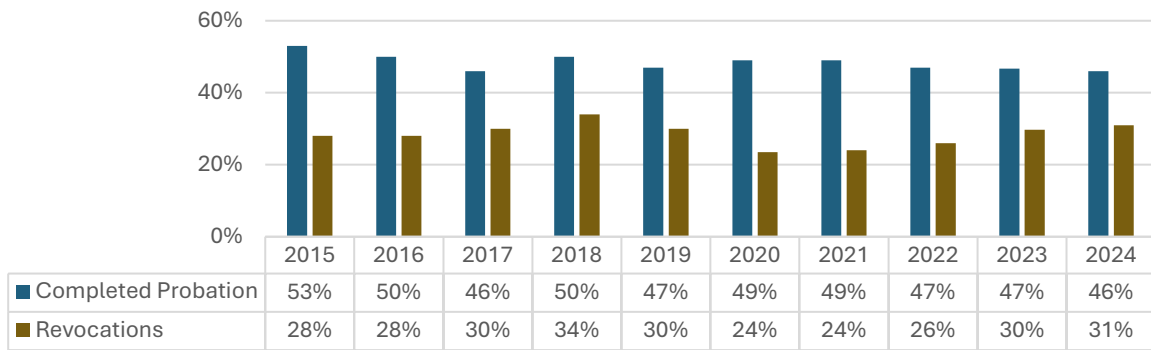
| | 2015 | 2016 | 2017 | 2018 | 2019 | 2020 | 2021 | 2022 | 2023 | 2024 |
|----------------------------|---------------|---------------|---------------|---------------|---------------|---------------|---------------|---------------|---------------|---------------|
| Completed Probation | 17,055 | 17,196 | 17,998 | 17,650 | 19,624 | 19,513 | 20,853 | 20,363 | 18,963 | 19,194 |
| Revocations | | | | | | | | | | |
| New Offense | 4,331 | 4,669 | 5,475 | 5,815 | 6,064 | 4,789 | 5,435 | 5,875 | 6,488 | 6,888 |
| Technical | 4,819 | 5,153 | 6,132 | 6,183 | 6,389 | 4,508 | 4,905 | 5,191 | 5,595 | 5,840 |
| Total Revocations | 9,150 | 9,822 | 11,607 | 11,998 | 12,453 | 9,297 | 10,340 | 11,066 | 12,083 | 12,728 |
| Absconded | 2,827 | 2,909 | 4,021 | 4,451 | 4,471 | 4,540 | 4,941 | 5,373 | 4,831 | 4,673 |
| Other | 3,443 | 4,787 | 5,138 | 5,200 | 5,365 | 6,176 | 6,359 | 6,107 | 4,751 | 5,062 |
| Total Dispositions | 32,475 | 34,714 | 38,764 | 39,299 | 41,913 | 39,526 | 42,493 | 42,909 | 40,628 | 41,657 |

MISDEMEANOR PROBATION DISPOSITIONS – METHOD OF DISPOSITION

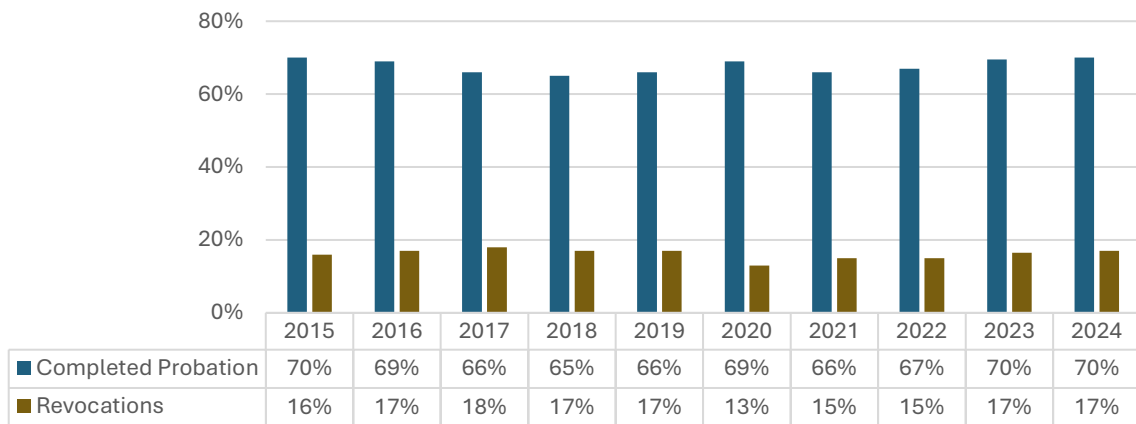


| | 2015 | 2016 | 2017 | 2018 | 2019 | 2020 | 2021 | 2022 | 2023 | 2024 |
|----------------------------|---------------|---------------|---------------|---------------|---------------|---------------|---------------|---------------|---------------|---------------|
| Completed Probation | 34,427 | 33,060 | 32,019 | 31,973 | 31,799 | 31,029 | 25,230 | 26,933 | 27,106 | 27,445 |
| Revocations | | | | | | | | | | |
| New Offense | 3,300 | 3,343 | 3,627 | 4,140 | 3,889 | 2,780 | 2,851 | 2,989 | 3,296 | 3,446 |
| Technical | 4,002 | 4,607 | 4,326 | 4,849 | 4,362 | 2,863 | 2,862 | 2,885 | 3,155 | 3,296 |
| Total Revocations | 7,302 | 7,950 | 7,953 | 8,989 | 8,251 | 5,643 | 5,713 | 5,874 | 6,451 | 6,742 |
| Absconded | 3,894 | 3,872 | 4,178 | 4,669 | 4,760 | 3,869 | 4,000 | 3,727 | 3,253 | 2,744 |
| Other | 2,833 | 2,594 | 2,556 | 3,032 | 3,891 | 4,375 | 3,010 | 3,791 | 2,181 | 2,216 |
| Total Dispositions | 50,542 | 48,843 | 47,747 | 48,709 | 48,875 | 44,916 | 37,953 | 40,325 | 38,991 | 39,147 |

PROBATION FELONY COMPLETED AND REVOKEDPERCENTAGE

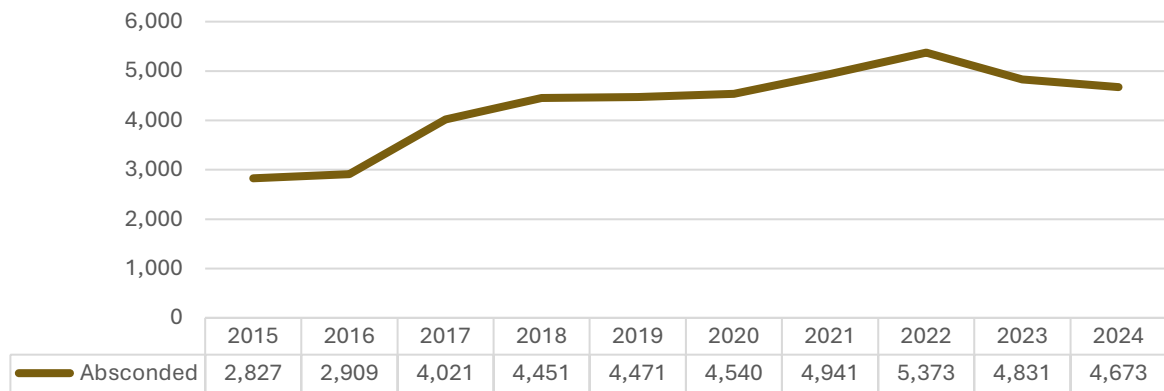


PROBATION MISDEMEANOR COMPLETED AND REVOKED PERCENTAGE



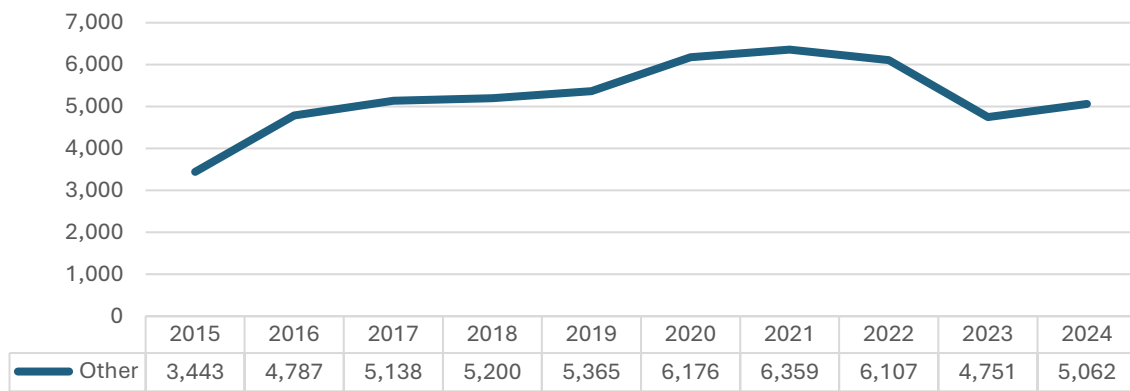
FELONY PROBATION DISPOSITIONS

SUPERVISIONS DISPOSED BY ABSCONDING*

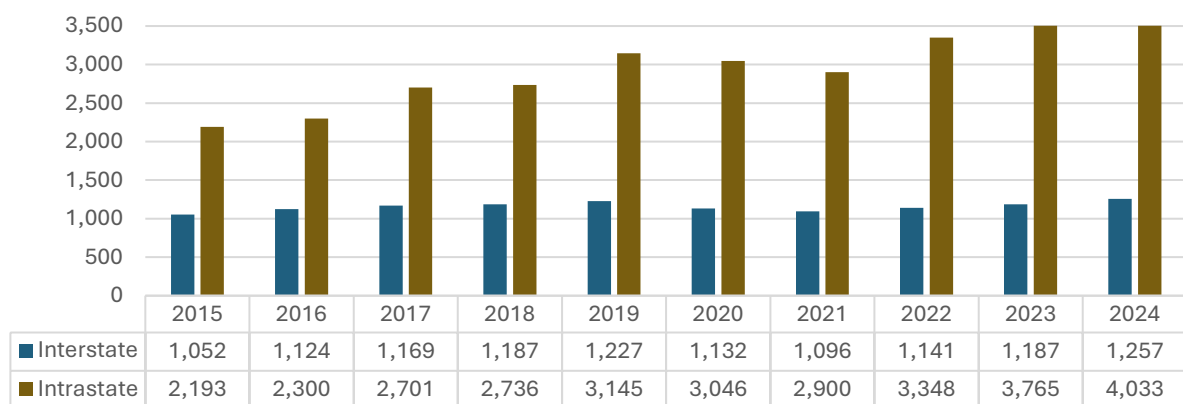


*Persons who have left the jurisdiction of the court without proper authorization and whose whereabouts are currently unknown or who are noncompliant with probation reporting requirements.

SUPERVISIONS DISPOSED BY OTHER

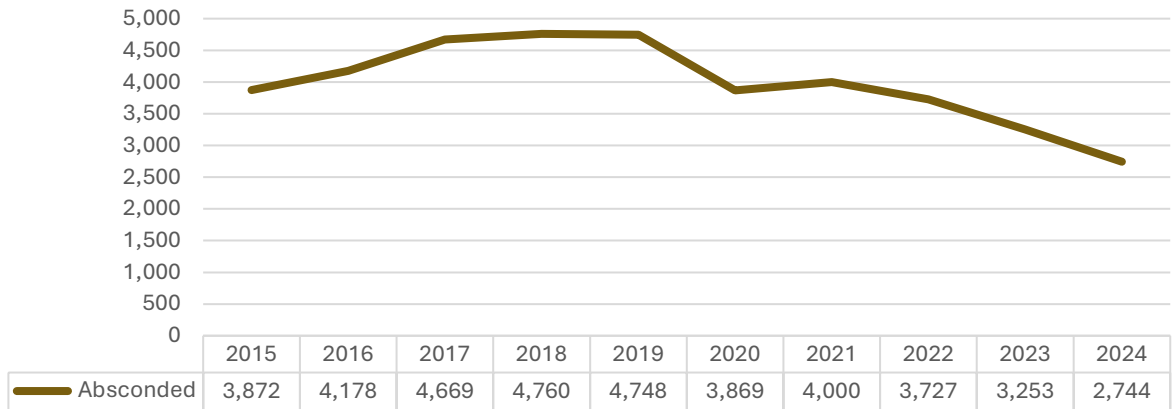


SUPERVISIONS DISPOSED BY INTERSTATE/INTRASTATE TRANSFER



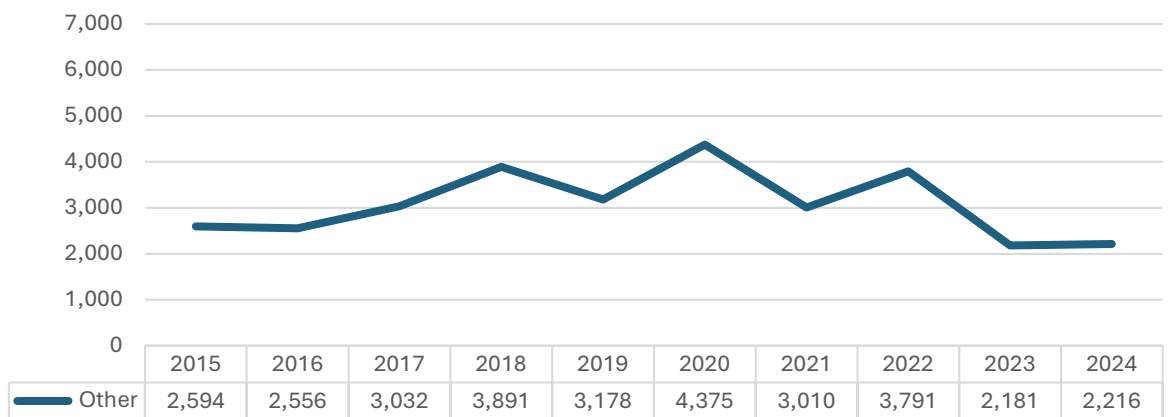
MISDEMEANOR PROBATION DISPOSITIONS

SUPERVISIONS DISPOSED BY ABSCONDING*

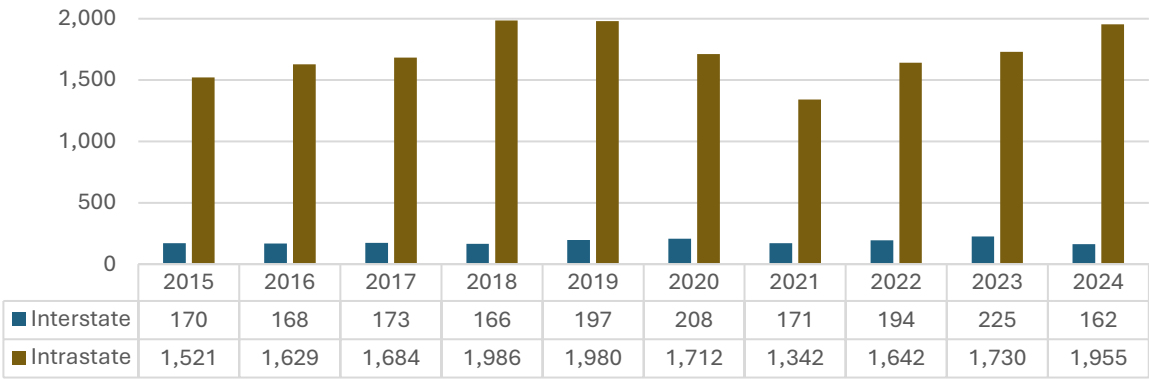


**Persons who have left the jurisdiction of the court without proper authorization and whose whereabouts are currently unknown or who are noncompliant with probation reporting requirements.*

SUPERVISIONS DISPOSED BY OTHER



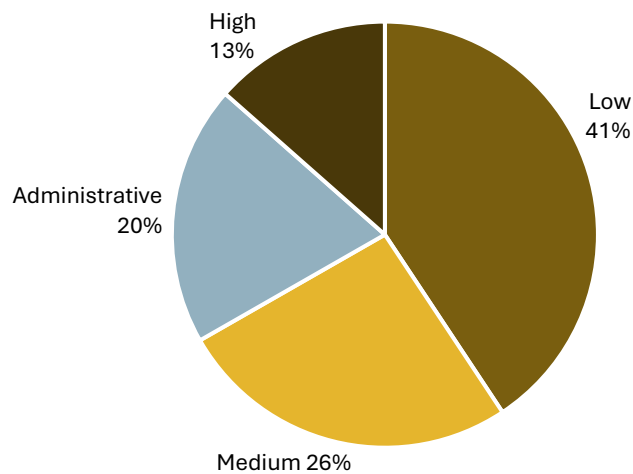
SUPERVISIONS DISPOSED BY INTERSTATE/INTRASTATE TRANSFER



ADULT SUPERVISION LEVELS

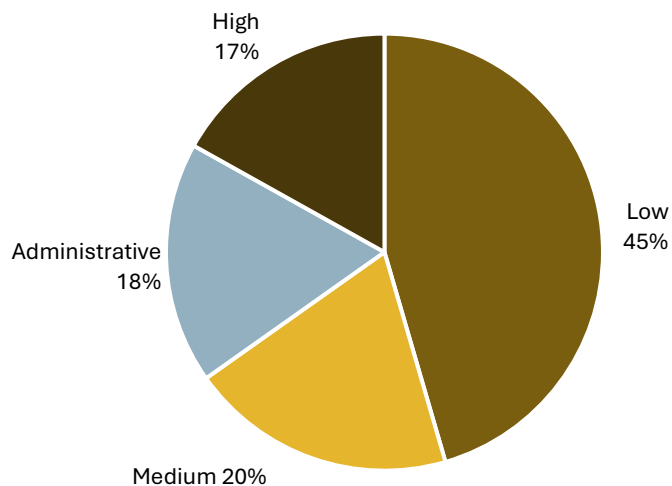
Probationers are assigned to a high, medium, or low supervision level based in part on the relative risk of committing a new offense while on probation identified by the IRAS. Local probation policy also requires consideration of other relevant factors to determine an individual probationer's ultimate supervision level. Probationers who are not assigned a supervision level are counted in the administrative category for statistical purposes only.

FELONY SUPERVISION LEVELS



| Felony Supervision Levels | |
|---------------------------|---------------|
| High | 8,989 |
| Medium | 17,356 |
| Low | 27,110 |
| Administrative | 13,177 |
| Total | 66,662 |

MISDEMEANOR SUPERVISION LEVELS

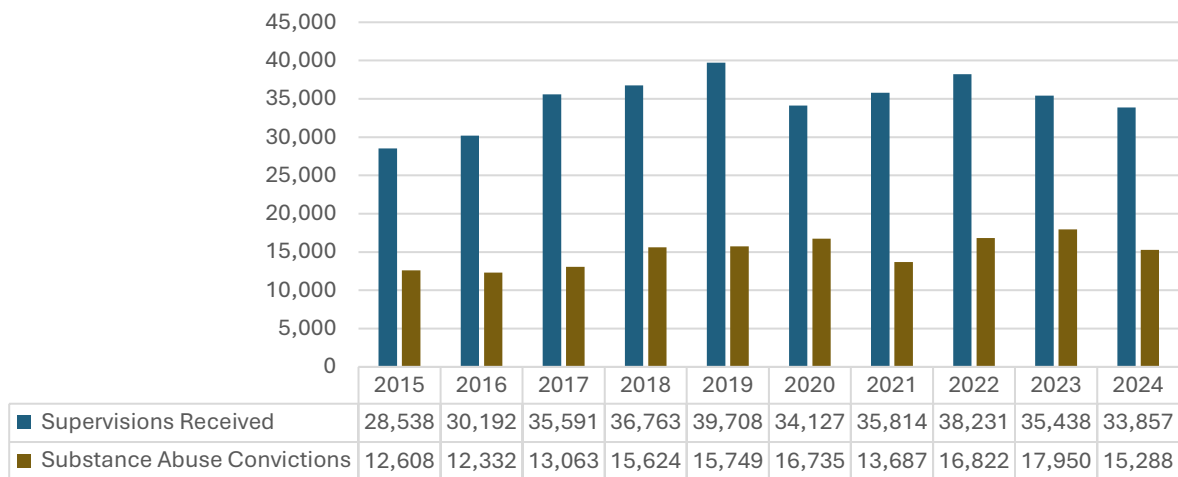


| Misdemeanor Supervision Levels | |
|--------------------------------|---------------|
| High | 4,607 |
| Medium | 5,373 |
| Low | 12,405 |
| Administrative | 4,881 |
| Total | 27,266 |

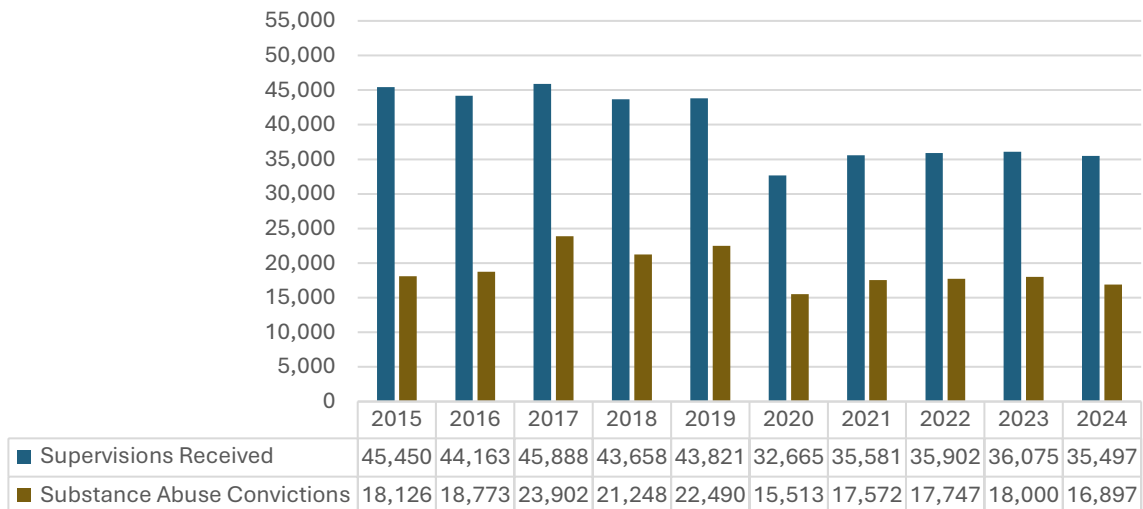
ADULT SUPERVISIONS FOR SUBSTANCE ABUSE CONVICTIONS

From the total number of supervisions received during the reporting period, the probation department reported how many supervisions were based on convictions for offenses that involve illegal/illicit substances. Examples of this conviction may include, furnishing alcohol to a minor, dealing in paraphernalia, and/or public intoxication. A list of substance abuse offenses can be found in the [Probation Quarterly Reports Guide](#).

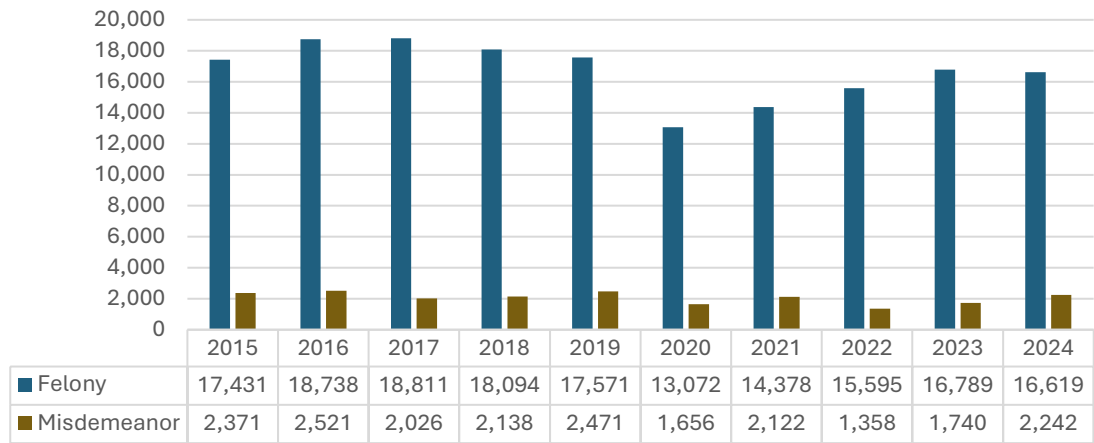
FELONY SUPERVISIONS FOR SUBSTANCE ABUSE CONVICTIONS



MISDEMEANOR SUPERVISIONS FOR SUBSTANCE ABUSE CONVICTIONS



PRE-SENTENCE INVESTIGATIONS

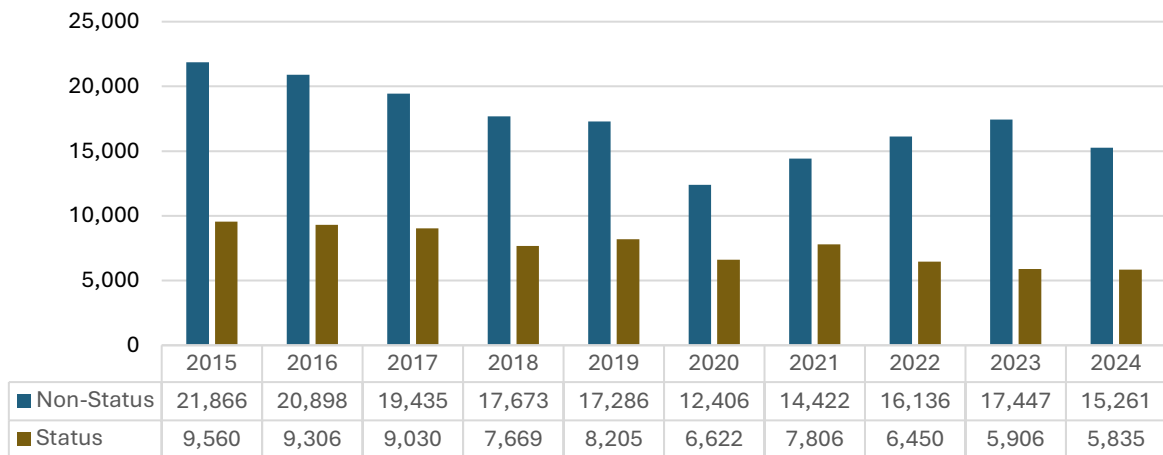


JUVENILE PROBATION

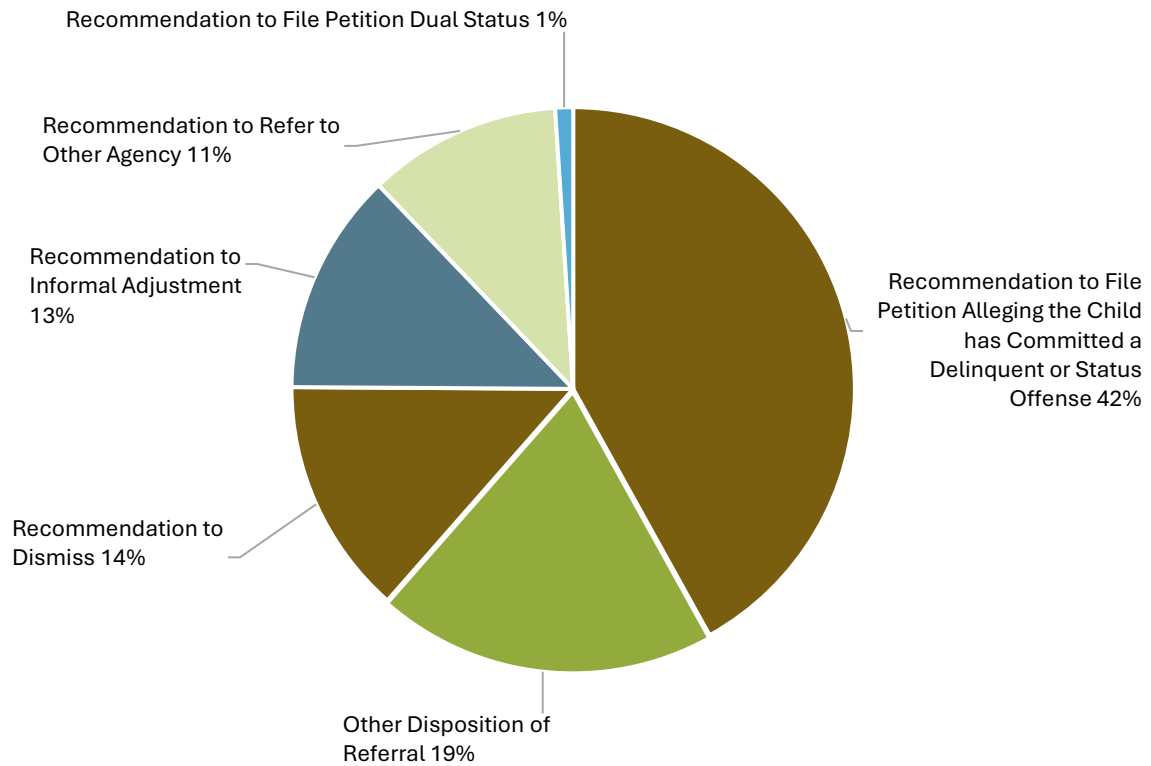
JUVENILE REFERRALS

| | Pending 1/1/24 | Referrals Received | Referrals Disposed | Pending 12/31/24 |
|----------------------------------|-------------------|-----------------------|-----------------------|---------------------|
| Non-Status Delinquent | 5,031 | 15,261 | 14,900 | 5,392 |
| Status Delinquent | 2,647 | 5,835 | 5,463 | 3,019 |
| Other | 3 | 0 | 0 | 3 |
| Total | 7,681 | 21,096 | 20,363 | 8,414 |

NON-STATUS AND STATUS REFERRALS RECEIVED

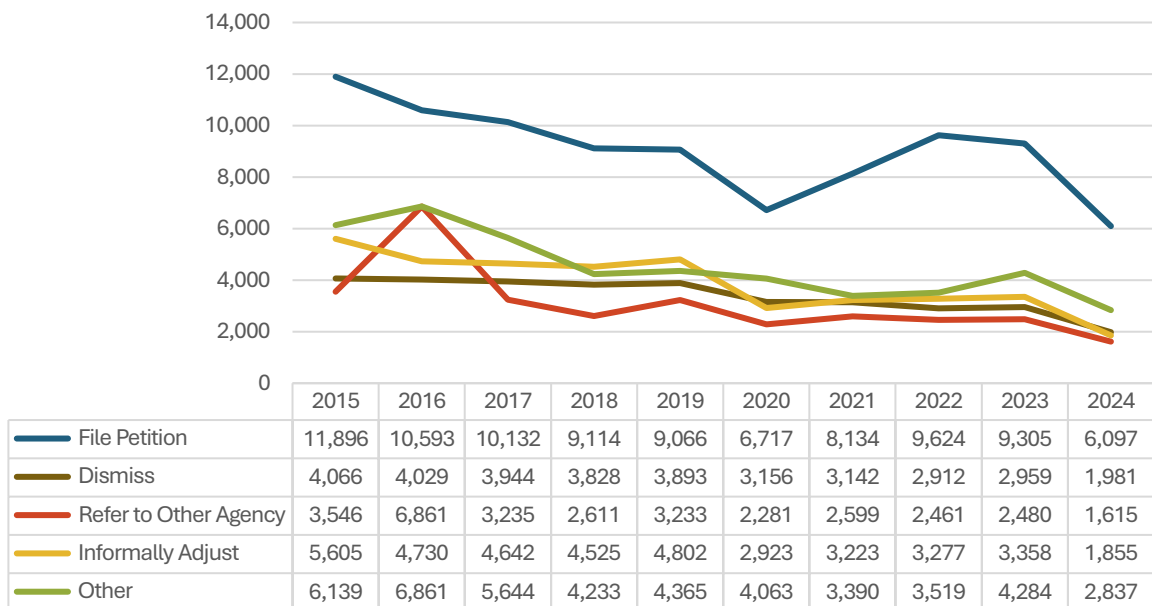


DISPOSITION OF JUVENILE REFERRALS



**Recommendation for Waiver and Informal Adjustment Referred for Assessment by Status Dual Status assessment team percentages are too low to be shown on chart.*

SUMMARY OF JUVENILE REFERRAL DISPOSITIONS

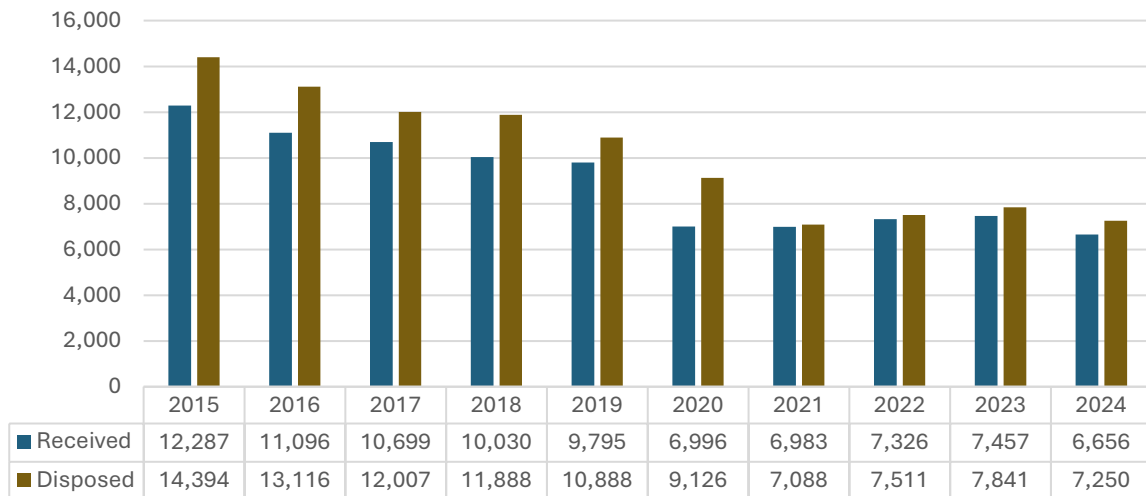


JUVENILE SUPERVISIONS

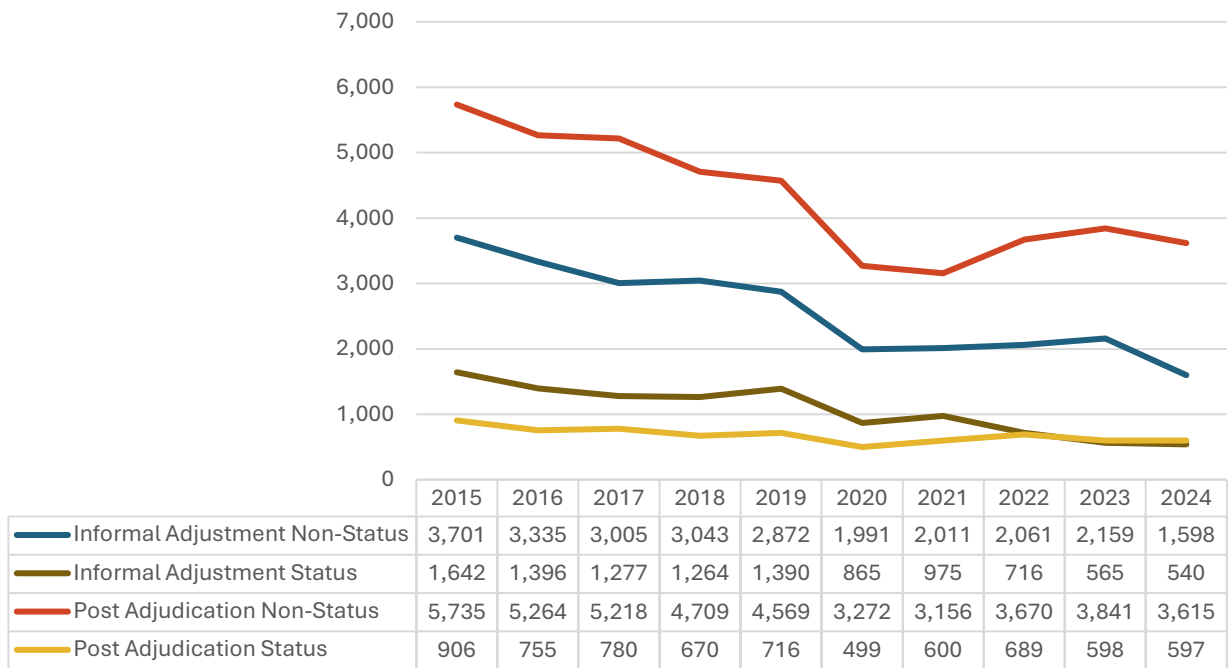
SUMMARY OF JUVENILE SUPERVISIONS

| | Pending 1/1/24 | Supervisions Received | Supervisions Reopened | Supervisions Disposed | Pending 12/31/24 |
|--|-------------------|--------------------------|--------------------------|--------------------------|---------------------|
| Informal Adjustment | | | | | |
| Non-Status Delinquent | 1,170 | 1,598 | 5 | 1,852 | 921 |
| Status Delinquent | 286 | 540 | 2 | 524 | 304 |
| Post-Adjudication Supervision | | | | | |
| Non-Status Delinquent | 3,822 | 3615 | 172 | 3,941 | 3,668 |
| Status Delinquent | 511 | 597 | 32 | 572 | 568 |
| Intra/Inter State Supervisions | | | | | |
| Intrastate Accepted | 51 | 57 | 3 | 61 | 50 |
| Interstate Accepted | 50 | 44 | 1 | 66 | 29 |
| Other | 395 | 205 | 22 | 234 | 388 |
| Total Supervisions | 6,285 | 6,656 | 237 | 7,250 | 5,928 |

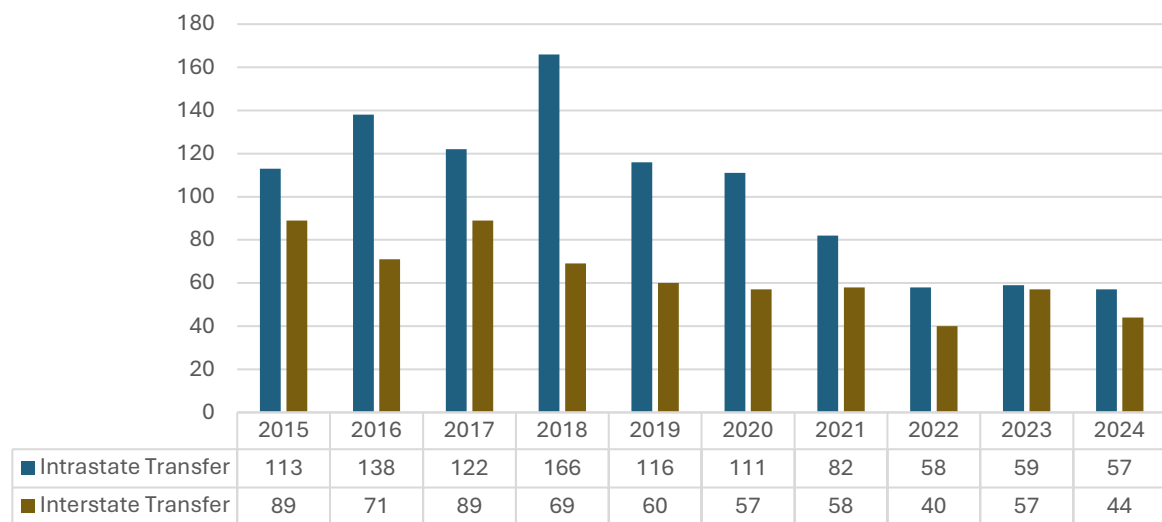
TOTAL SUPERVISIONS RECEIVED & DISPOSED



JUVENILE SUPERVISIONS RECEIVED

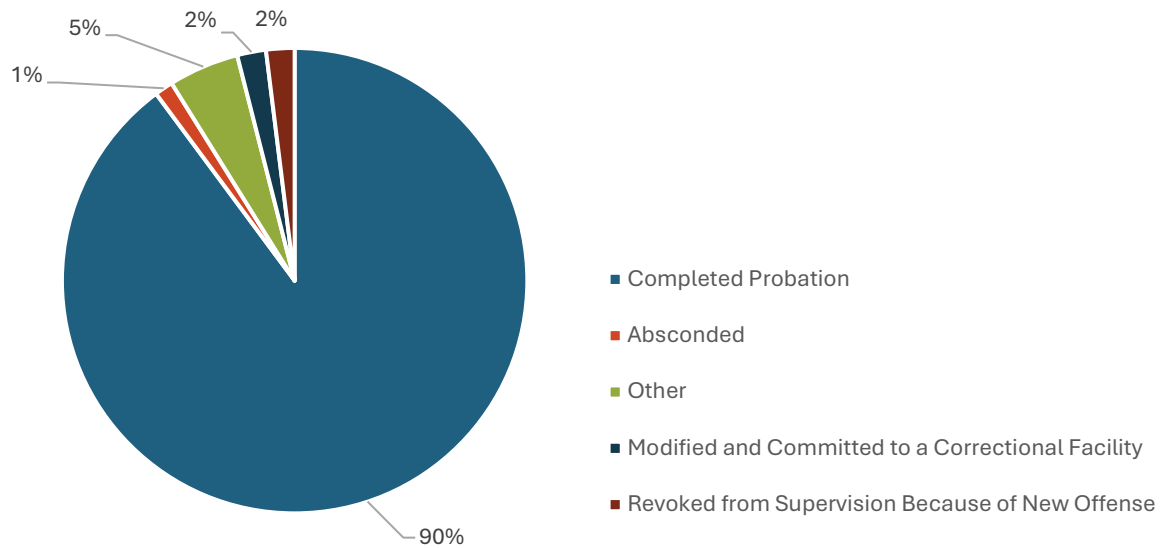


INTERSTATE/INTRASTATE SUPERVISIONS RECEIVED

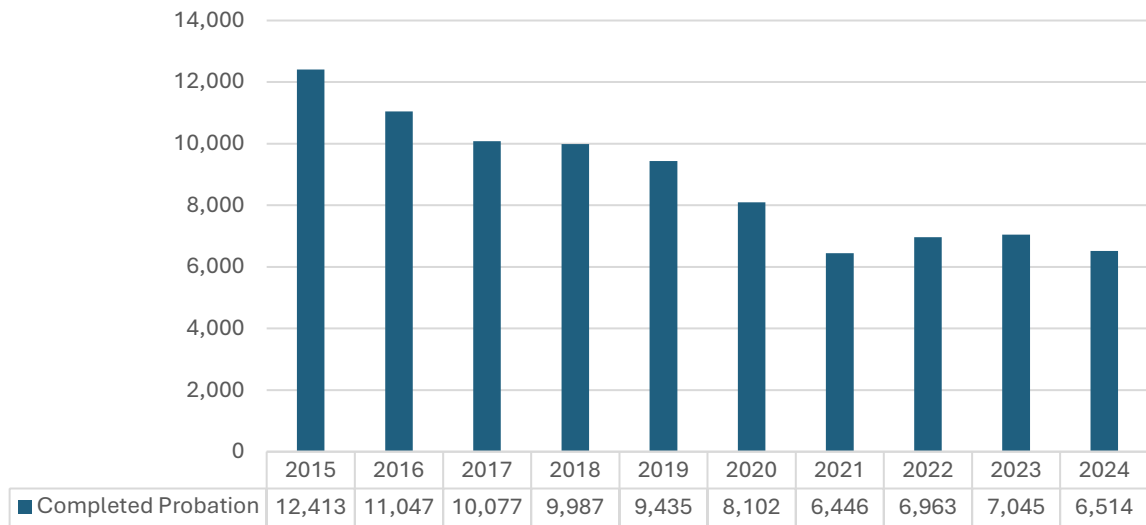


JUVENILE SUPERVISIONS DISPOSITIONS

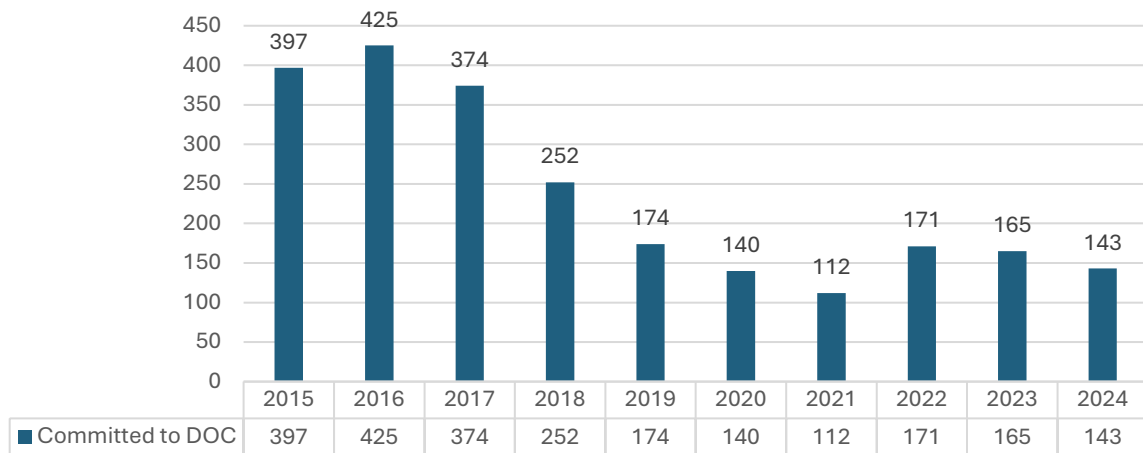
METHOD OF DISPOSITION



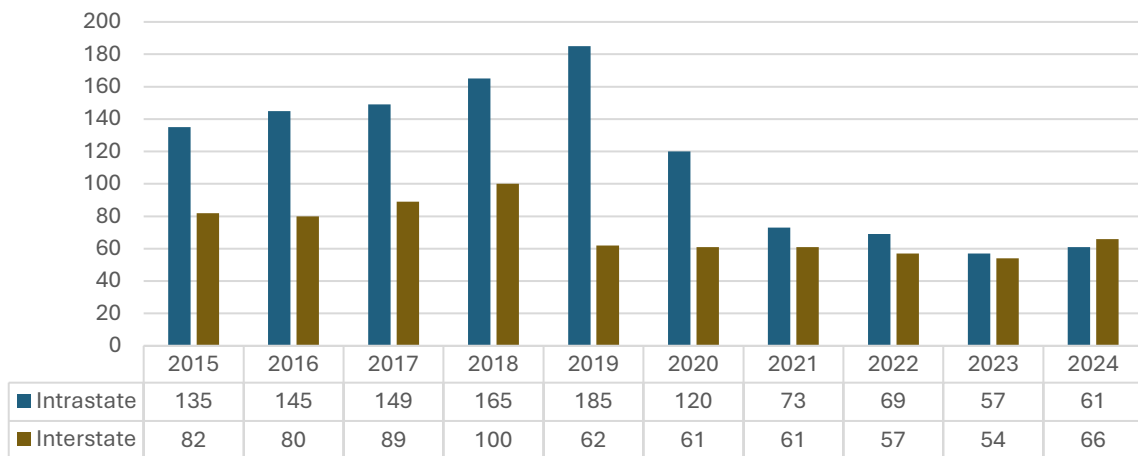
COMPLETED PROBATION



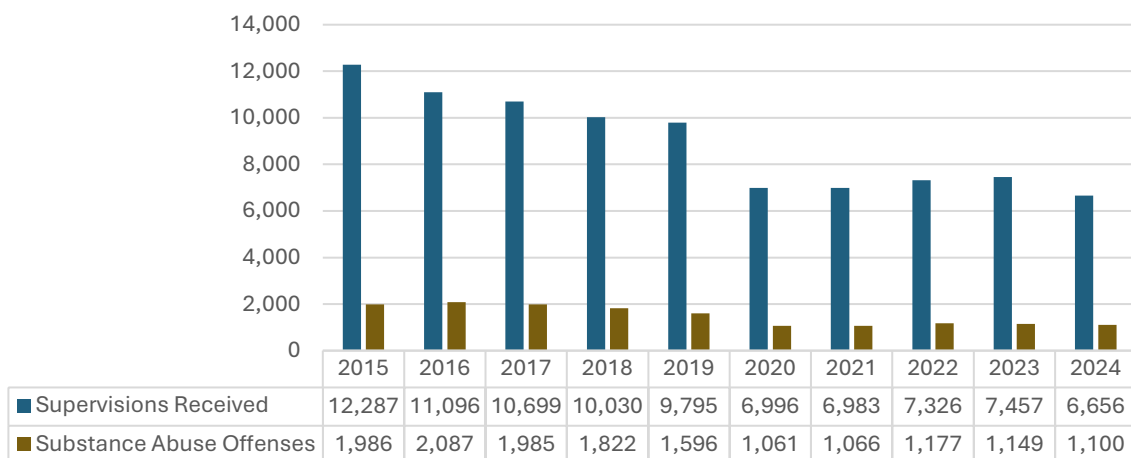
COMMITTED TO IDOC



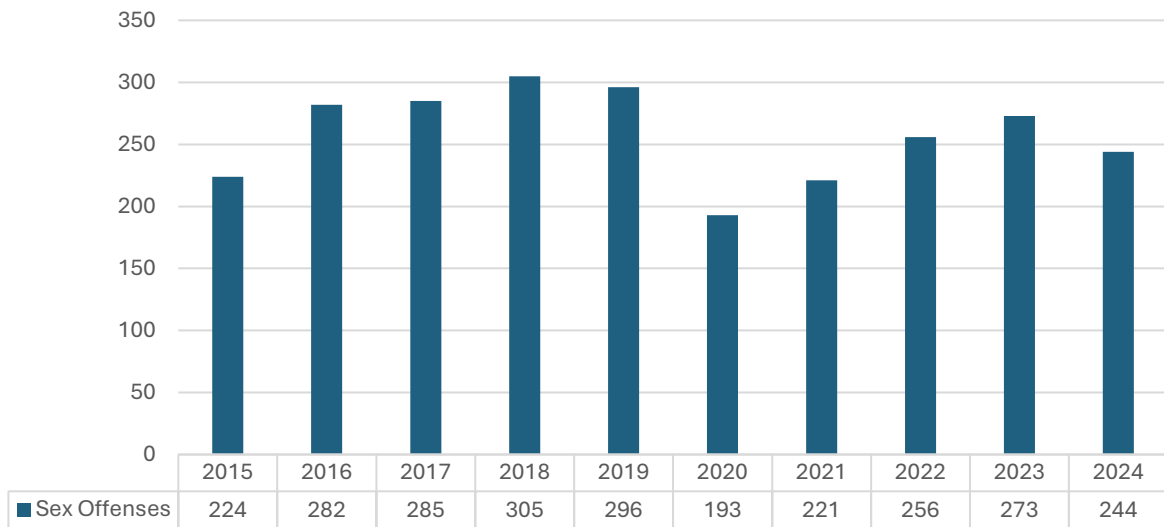
INTERSTATE/INTRASTATE TRANSFER SUPERVISIONS DISPOSED



JUVENILE SUPERVISIONS FOR SUBSTANCE ABUSE OFFENSES

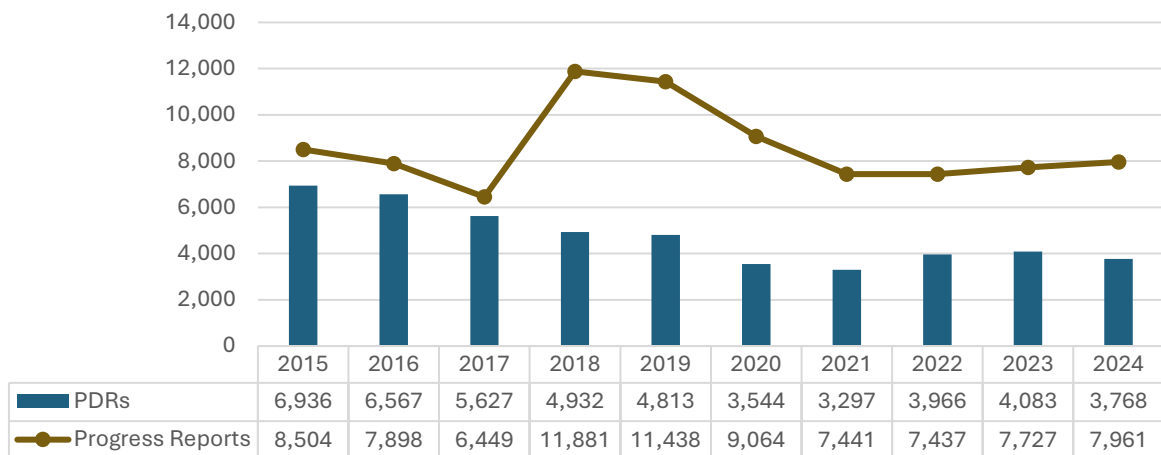


JUVENILE SUPERVISIONS FOR SEX OFFENSES



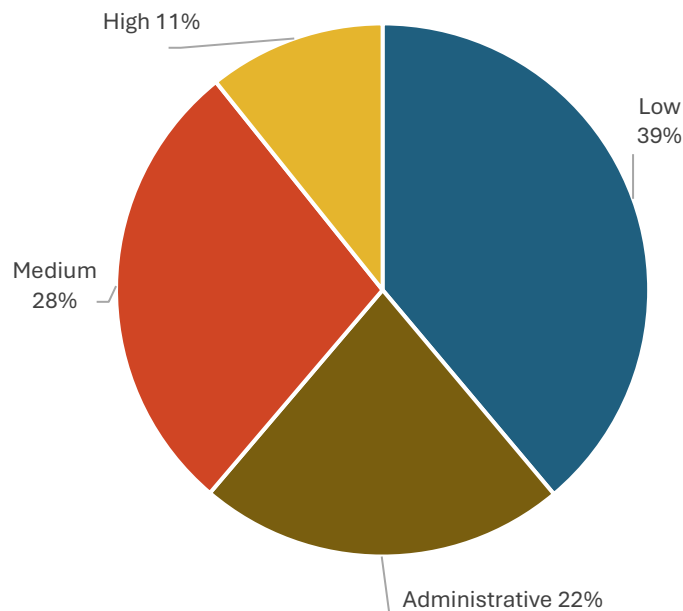
A list of substance abuse and sex offenses can be found in the [Probation Quarterly Reports Guide](#).

COMPLETED PREDISPOSITION (PDR) & PROGRESS REPORTS FOR JUVENILE SUPERVISIONS



JUVENILE SUPERVISION LEVELS

Juvenile probationers are assigned a high, medium, and low supervision level based in part on the relative risk of committing a new delinquent act while on probation determined by the IYAS. Local probation policy also requires consideration of other relevant factors to determine an individual probationer's ultimate supervision level. Probationers who are not assigned a supervision level are counted in the administrative category for statistical purposes only.



| Juvenile Supervision Levels | |
|-----------------------------|--------------|
| High | 519 |
| Medium | 1,353 |
| Low | 1,877 |
| Administrative | 1,078 |
| Total | 4,827 |

JUVENILE LAW SERVICES REPORT

Ind. Code § 31-31-10-1 *et seq.* requires the probation department of the juvenile court to maintain demographic information relating to delinquent children and children in need of services who receive juvenile law services and all financial information relating to each juvenile law service.

The terms “juvenile law services” and “all financial information” are not defined by statute. For the purpose of complying with the reporting requirements of the law, IOCS and the Juvenile Advisory Committee¹ (formerly the Juvenile Justice Improvement Committee) have defined the terms.

“Juvenile law services”: The filing with a court of a JD (Juvenile Delinquent), JS (Juvenile Status), or JM (Juvenile Miscellaneous) case, as defined by Administrative Rule 8. The case types in Administrative Rule 8 refer to the following:

Juvenile Delinquency (JD): Cases in which a child is alleged to be delinquent as a result of committing an act prior to attaining 18 years of age that would be considered a crime if committed by an adult. (Ind. Code § 31-37-1-1).

Juvenile Status (JS): Cases in which a juvenile is charged with committing an act that would not be considered a crime if committed by an adult, such as truancy, incorrigibility, violations of curfew, and violations of Ind. Code § 7.1-5-7 (minors and alcoholic beverages) (see Ind. Code § 31-37-2-2 to Ind. Code § 31-37-2-7).

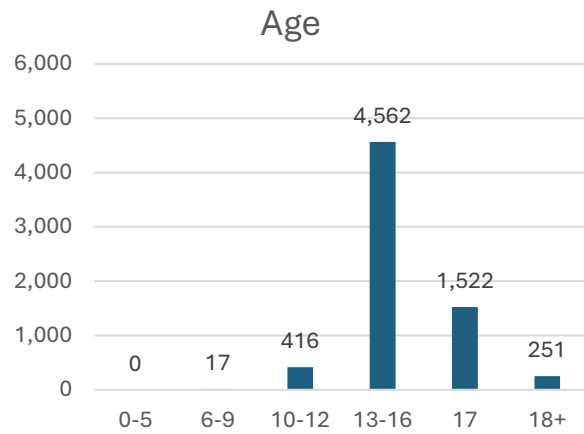
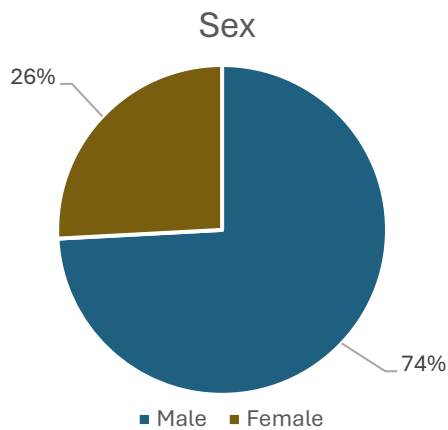
Juvenile Miscellaneous (JM): Cases involving juvenile matters not reflected in other categories, including court approval of informal adjustments.

“All financial information”: The financial information available to courts and to probation departments is often limited to expenditures made through the court’s budget. Related expenditures made from the county general fund could be made available to the probation department and the court if identified as such by the county auditor. The bulk of the financial information on children receiving “juvenile law services” is collected and reported by the Department of Child Services (DCS).

In 2012, the juvenile demographic statistics reported following the guidelines established by the Federal Office of Management and Budget were expanded to include totals by age, race, and ethnicity.

¹ The Juvenile Advisory Committee is composed of members of the judiciary with juvenile jurisdiction over child welfare and/or juvenile delinquency cases.

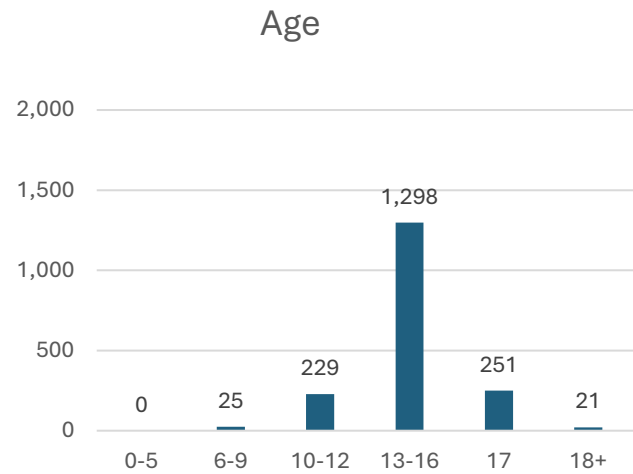
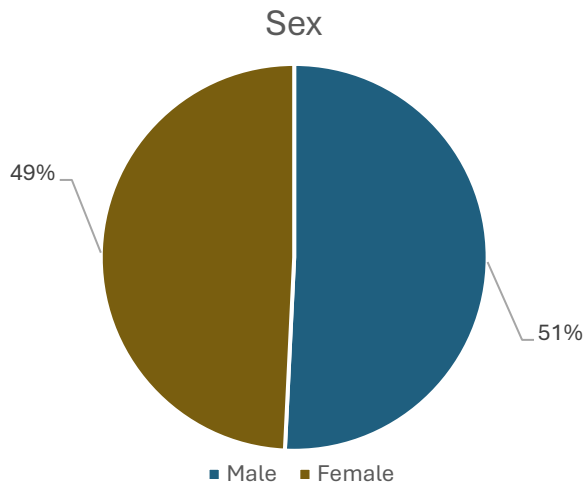
JUVENILE DELINQUENCY (JD) - DEMOGRAPHICS



| Age/Sex | 0-5 | 6-9 | 10-12 | 13-16 | 17 | 18+ | Total |
|--------------------------|----------|-----------|------------|--------------|--------------|------------|--------------|
| Male | 0 | 15 | 290 | 3,366 | 1,139 | 209 | 5,019 |
| Female | 0 | 2 | 126 | 1,196 | 383 | 42 | 1,749 |
| Totals by Age/Sex | 0 | 17 | 416 | 4,562 | 1,522 | 251 | 6,768 |
| Age/Ethnicity | | | | | | | |
| Hispanic | 0 | 1 | 40 | 457 | 205 | 40 | 743 |
| Non-Hispanic | 0 | 12 | 277 | 3,112 | 997 | 150 | 4,548 |
| Ethnicity Unknown | 0 | 4 | 99 | 993 | 320 | 61 | 1,477 |

| Age/Sex/Race | 0-5 | | 6-9 | | 10-12 | | 13-16 | | 17 | | 18+ | | Total |
|---------------------------|----------|----------|-----------|----------|------------|------------|--------------|--------------|--------------|------------|------------|-----------|--------------|
| | M | F | M | F | M | F | M | F | M | F | M | F | |
| Asian | 0 | 0 | 0 | 0 | 7 | 3 | 79 | 12 | 18 | 3 | 3 | 0 | 125 |
| Native Amer./Alas. Native | 0 | 0 | 0 | 0 | 1 | 0 | 8 | 1 | 0 | 0 | 1 | 0 | 11 |
| Black/African American | 0 | 0 | 3 | 1 | 69 | 41 | 985 | 354 | 336 | 105 | 63 | 12 | 1,969 |
| Hawaiian/Pacific Islander | 0 | 0 | 0 | 0 | 0 | 0 | 3 | 0 | 0 | 3 | 0 | 0 | 6 |
| White | 0 | 0 | 9 | 1 | 174 | 58 | 1,829 | 654 | 620 | 219 | 122 | 21 | 3,707 |
| Multi-Racial | 0 | 0 | 1 | 0 | 22 | 20 | 290 | 123 | 76 | 34 | 7 | 6 | 579 |
| Other | 0 | 0 | 2 | 0 | 17 | 4 | 172 | 52 | 89 | 19 | 13 | 3 | 371 |
| Total | 0 | 0 | 15 | 2 | 290 | 126 | 3,366 | 1,196 | 1,139 | 383 | 209 | 42 | 6,768 |

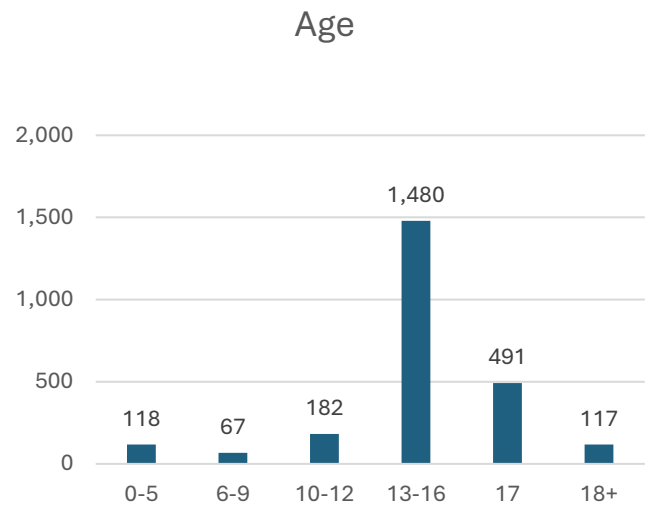
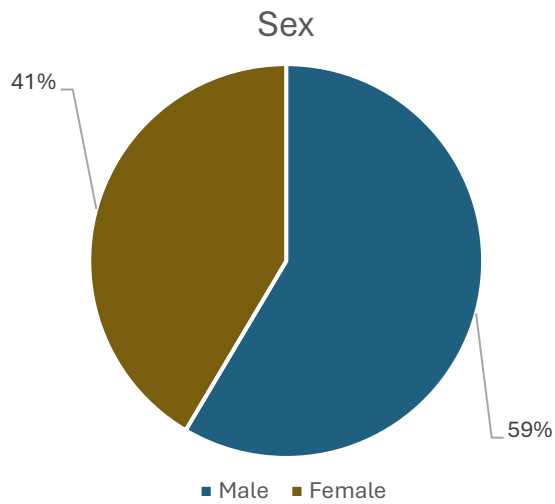
JUVENILE STATUS (JS) – DEMOGRAPHICS



| Age/Sex | 0-5 | 6-9 | 10-12 | 13-16 | 17 | 18+ | Total |
|-------------------|-----|-----|-------|-------|-----|-----|-------|
| Male | 0 | 14 | 115 | 659 | 128 | 10 | 926 |
| Female | 0 | 11 | 114 | 639 | 123 | 11 | 898 |
| Totals by Age/Sex | 0 | 25 | 229 | 1,298 | 251 | 21 | 1,824 |
| Age/Ethnicity | | | | | | | |
| Hispanic | 0 | 5 | 23 | 182 | 34 | 1 | 245 |
| Non-Hispanic | 0 | 20 | 199 | 936 | 177 | 16 | 1,348 |
| Ethnicity Unknown | 0 | 0 | 7 | 180 | 40 | 4 | 231 |

| Age/Sex/Race | 0-5 | | 6-9 | | 10-12 | | 13-16 | | 17 | | 18+ | | Total |
|---------------------------|----------|----------|-----------|-----------|------------|------------|------------|------------|------------|------------|-----------|-----------|-------------|
| | M | F | M | F | M | F | M | F | M | F | M | F | |
| Asian | 0 | 0 | 0 | 0 | 4 | 0 | 20 | 21 | 2 | 5 | 0 | 0 | 52 |
| Native Amer./Alas. Native | 0 | 0 | 0 | 0 | 0 | 0 | 1 | 3 | 0 | 0 | 0 | 0 | 4 |
| Black/African American | 0 | 0 | 5 | 4 | 40 | 37 | 137 | 134 | 26 | 21 | 2 | 3 | 409 |
| Hawaiian/Pacific Islander | 0 | 0 | 0 | 0 | 1 | 0 | 0 | 0 | 1 | 1 | 1 | 1 | 4 |
| White | 0 | 0 | 3 | 3 | 41 | 43 | 350 | 327 | 84 | 69 | 5 | 4 | 929 |
| Multi-Racial | 0 | 0 | 3 | 3 | 23 | 21 | 85 | 81 | 2 | 15 | 2 | 1 | 239 |
| Other | 0 | 0 | 3 | 1 | 6 | 13 | 66 | 73 | 11 | 12 | 0 | 2 | 187 |
| Total | 0 | 0 | 14 | 11 | 115 | 114 | 659 | 639 | 128 | 123 | 10 | 11 | 1824 |

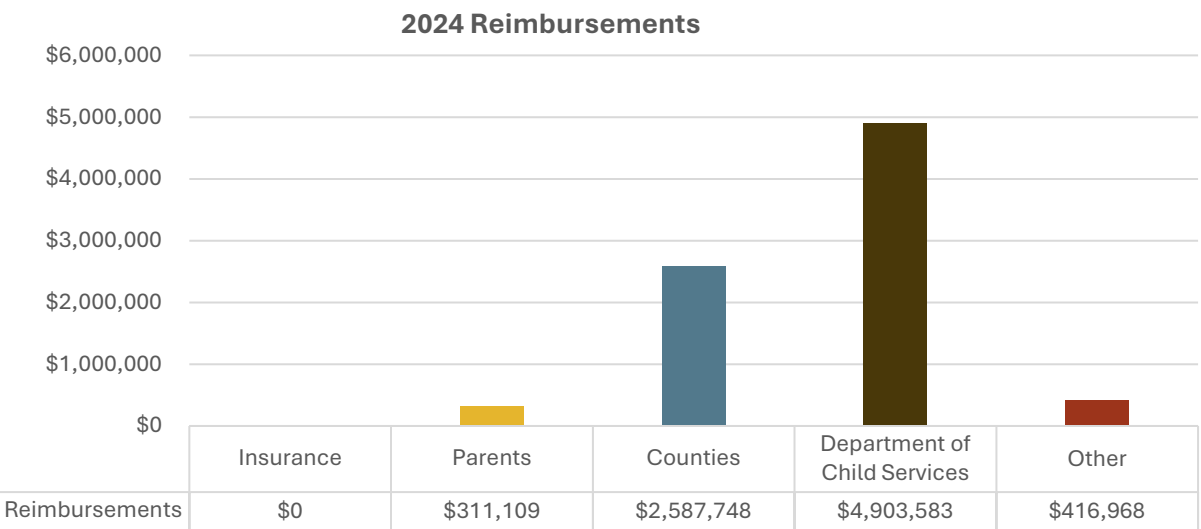
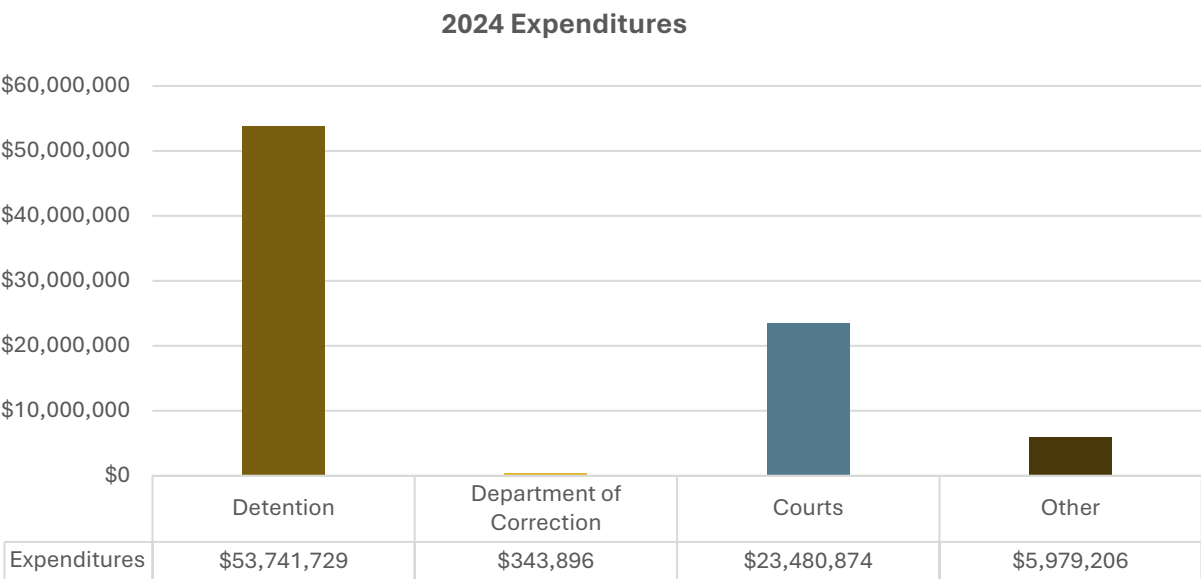
JUVENILE MISCELLANEOUS (JM) - DEMOGRAPHICS



| Age/Sex | 0-5 | 6-9 | 10-12 | 13-16 | 17 | 18+ | Total |
|--------------------------|------------|-----------|------------|--------------|------------|------------|--------------|
| Male | 68 | 35 | 102 | 847 | 306 | 79 | 1,437 |
| Female | 50 | 32 | 80 | 633 | 185 | 38 | 1,018 |
| Totals by Age/Sex | 118 | 67 | 182 | 1,480 | 491 | 117 | 2,455 |
| Age/Ethnicity | | | | | | | |
| Hispanic | 3 | 5 | 14 | 143 | 46 | 11 | 222 |
| Non-Hispanic | 109 | 60 | 106 | 904 | 282 | 83 | 1544 |
| Ethnicity Unknown | 6 | 2 | 62 | 433 | 163 | 23 | 689 |

| Age/Sex/Race | 0-5 | | 6-9 | | 10-12 | | 13-16 | | 17 | | 18+ | | Total |
|---------------------------|-----------|-----------|-----------|-----------|------------|-----------|------------|------------|------------|------------|-----------|-----------|--------------|
| | M | F | M | F | M | F | M | F | M | F | M | F | |
| Asian | 0 | 0 | 0 | 0 | 0 | 1 | 5 | 6 | 2 | 0 | 0 | 0 | 14 |
| Native Amer./Alas. Native | 0 | 0 | 0 | 0 | 0 | 0 | 1 | 1 | 0 | 1 | 0 | 0 | 3 |
| Black/African American | 11 | 8 | 11 | 7 | 17 | 13 | 111 | 114 | 43 | 25 | 16 | 8 | 384 |
| Hawaiian/Pacific Islander | 0 | 0 | 0 | 0 | 0 | 3 | 1 | 3 | 0 | 3 | 0 | 2 | 12 |
| White | 42 | 32 | 22 | 19 | 73 | 53 | 640 | 421 | 219 | 134 | 56 | 23 | 1,734 |
| Multi-Racial | 2 | 0 | 0 | 0 | 5 | 7 | 49 | 58 | 26 | 12 | 1 | 4 | 161 |
| Other | 13 | 10 | 2 | 6 | 7 | 3 | 40 | 30 | 16 | 10 | 6 | 4 | 147 |
| Total | 68 | 50 | 35 | 32 | 102 | 80 | 847 | 633 | 306 | 185 | 79 | 41 | 2,455 |

2024 JUVENILE LAW SERVICES FINANCIAL REPORT



For purposes of this publication, reimbursement is the amount of money collected by programs from insurance refunds, parents, DCS, and other sources.

Department of Correction expenditures and Insurance Reimbursements do not appear in the bar chart due to the low amounts reported.

PROBATION PERSONNEL & EXPENSES

2024 PROBATION PERSONNEL

| | Courts of Record | City/Town Courts | Total |
|--------------------------|------------------|------------------|--------------|
| Chief Probation Officers | 103 | 17 | 120 |
| Probation Officers | 1,381 | 11 | 1,392 |
| Clerical Personnel | 332 | 15 | 347 |
| Other Personnel | 390 | 9 | 399 |
| Total | 2,206 | 52 | 2,258 |

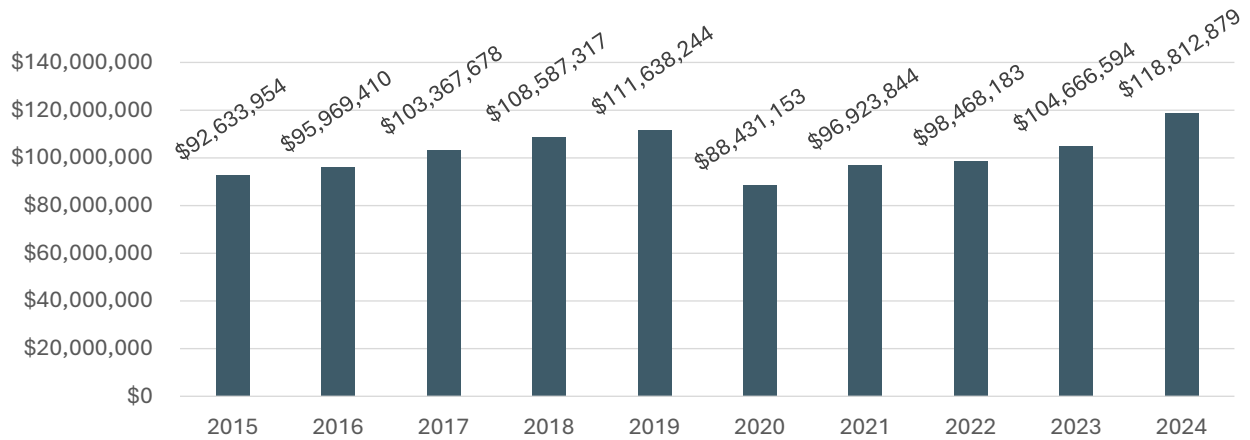
10-YEAR COMPARISON OF PROBATION PERSONNEL

| | 2015 | 2016 | 2017 | 2018 | 2019 | 2020 | 2021 | 2022 | 2023 | 2024 |
|--------------------------|--------------|--------------|--------------|--------------|--------------|--------------|--------------|--------------|--------------|--------------|
| Chief Probation Officers | 125 | 122 | 123 | 125 | 125 | 119 | 120 | 117 | 120 | 120 |
| Probation Officers | 1,208 | 1,296 | 1,335 | 1,367 | 1,412 | 1,257 | 1,401 | 1,387 | 1,364 | 1,392 |
| Clerical Personnel | 395 | 398 | 398 | 395 | 390 | 409 | 354 | 362 | 361 | 347 |
| Other Personnel | 172 | 190 | 189 | 192 | 191 | 69 | 181 | 81 | 175 | 399 |
| Total | 1,900 | 2,011 | 2,045 | 2,079 | 2,118 | 1,854 | 2,056 | 2,056 | 2,020 | 2,258 |

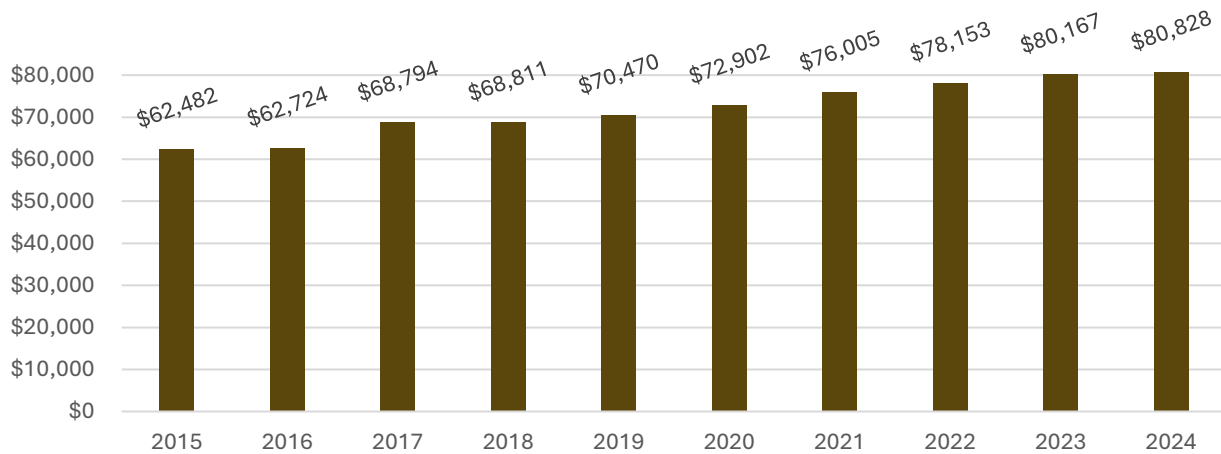
2024 PROBATION PERSONNEL EXPENSES

| | Courts of Record | City/Town Courts | Total |
|--------------------------|----------------------|--------------------|----------------------|
| Chief Probation Officers | \$8,875,453 | \$823,931 | \$9,699,384 |
| Probation Officers | \$85,882,464 | \$383,267 | \$86,265,731 |
| Clerical Personnel | \$12,451,566 | \$357,898 | \$12,809,464 |
| Other Personnel | \$9,944,534 | \$93,766 | \$10,038,300 |
| Total | \$117,154,017 | \$1,658,862 | \$118,812,879 |

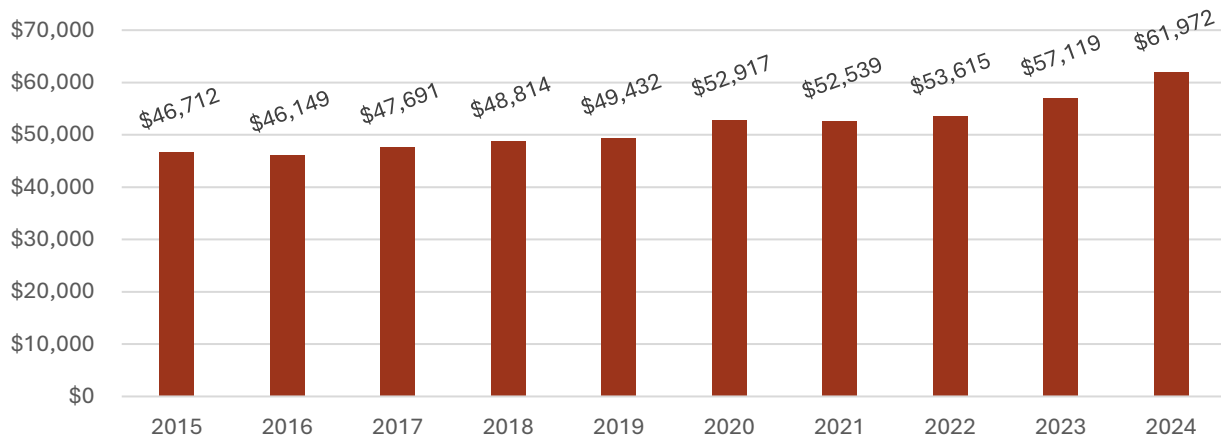
PROBATION PERSONNEL EXPENSES TOTAL



AVERAGE CHIEF PROBATION OFFICER SALARY

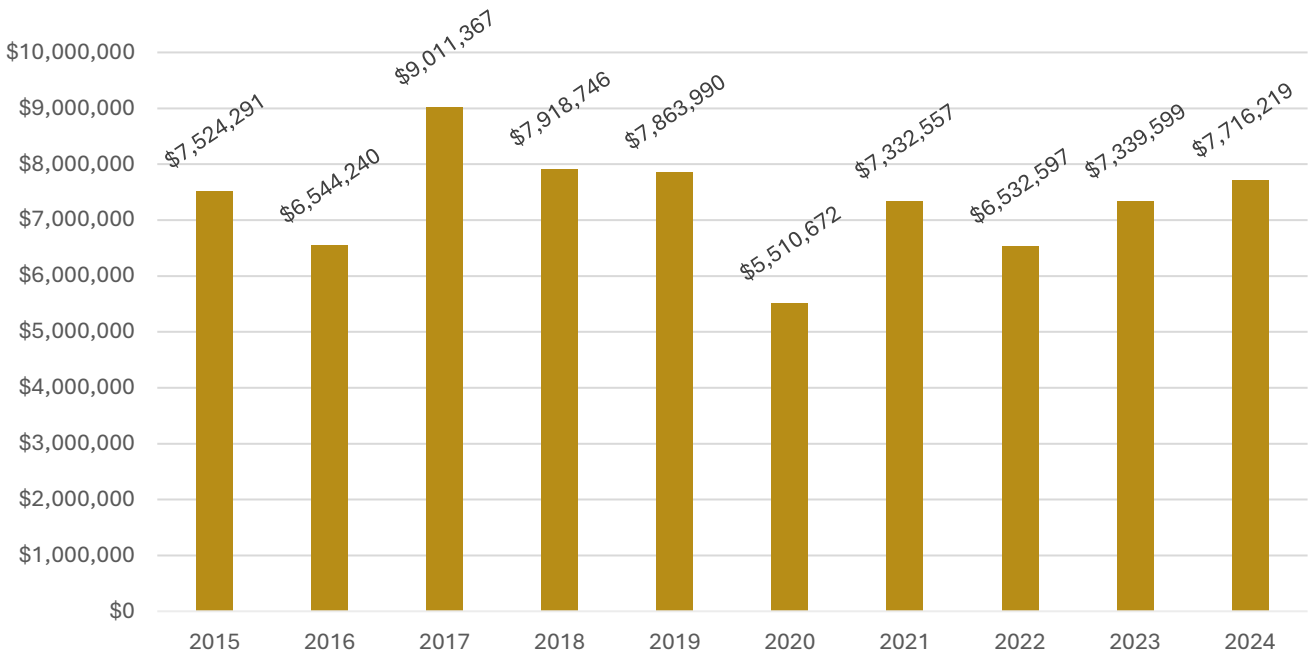


AVERAGE PROBATION OFFICER SALARY



Totals from the above charts were retrieved from the Probation Departments Annual Operations reports.

RESTITUTION BY YEAR COLLECTED BY PROBATION



ADDITIONAL JUDICIAL BRANCH REPORTS

INDIANA SUPREME COURT ANNUAL REPORTS

INDIANA COURT OF APPEALS REPORTS

INDIANA TAX COURT REPORTS



INDIANA SUPREME COURT



Office of Judicial Administration
251 North Illinois Street, Suite 1600
Indianapolis, Indiana 46204
317-232-2542

courts.in.gov