

# Indiana Judicial Service Report

HONORED TO SERVE

# 2024

**Judicial Year in Review**



# 2024

## INDIANA JUDICIAL SERVICE REPORT

### YEAR IN REVIEW



### THE SUPREME COURT OF INDIANA

The Honorable Loretta H. Rush, Chief Justice

The Honorable Mark S. Massa

The Honorable Geoffrey G. Slaughter

The Honorable Christopher M. Goff

The Honorable Derek R. Molter

Justin P. Forkner, Chief Administrative Officer

Office of Judicial Administration

251 North Illinois St., Suite 1600

Indianapolis, IN 46204

317-232-2542

[COURTS.IN.GOV](https://courts.in.gov)

<b>ON THE COVER.....</b>	<b>V</b>
HISTORY OF THE JOHNSON COUNTY COURTHOUSE .....	V
<b>INTRODUCTION .....</b>	<b>1</b>
<b>TRENDS AND HIGHLIGHTS.....</b>	<b>2</b>
NEW FILINGS.....	2
COURTS OF RECORD .....	2
CITY AND TOWN COURTS.....	2
DISPOSITIONS.....	3
COURTS OF RECORD .....	3
CITY AND TOWN COURTS.....	3
<b>FISCAL HIGHLIGHTS.....</b>	<b>4</b>
FINANCIAL COMPARISON OF INDIANA’S JUDICIAL SYSTEM .....	5
INDIANA JUDICIAL SYSTEM STATE FUNDED EXPENDITURES (FY 2024) .....	6
SUMMARY OF FY 2024 EXPENDITURES .....	8
EXPENDITURES FOR COURTS OF RECORD, CITY/TOWN COURTS, AND MARION COUNTY SMALL CLAIMS COURTS IN CY 2024.....	9
SUMMARY OF REVENUES FOR CY 2024.....	10
COURT GENERATED REVENUE FOR CY 2024 .....	11
GRANT DISBURSEMENTS .....	12
APPOINTED JUDICIAL OFFICERS .....	13
JUDICIAL SALARIES 2015-2024.....	14
JUDICIAL OFFICER POSITIONS AND COUNTY POPULATION .....	15
SENIOR JUDGE PROGRAM.....	19
HISTORICAL INFORMATION REGARDING SENIOR JUDGE SERVICE .....	20
SPECIAL JUDGES .....	20
APPOINTMENT BY THE INDIANA SUPREME COURT .....	20
APPOINTMENT IN CIVIL CASES.....	20
APPOINTMENT IN CRIMINAL CASES.....	21
INDIANA TRIAL RULES 53.1, 53.2, AND 53.3 .....	21
COURT REPORTER SERVICES .....	21
2024 COURT REPORTER INCOME BY COUNTY .....	22
TOTAL INCOME FOR TRANSCRIPTION SERVICE.....	26
<b>FISCAL REPORT OF INDIANA TRIAL COURTS.....</b>	<b>27</b>
EXPENDITURES .....	27
EXPENDITURES BY ALL COURTS .....	28
SPECIAL NOTES ON EXPENDITURES FOR PROBATION SERVICES & JUVENILE DETENTION CENTERS .....	31
PROBATION SERVICES.....	31

JUVENILE DETENTION CENTERS .....	31
INDIANA JUVENILE DETENTION CENTERS .....	32
SPECIAL NOTE ON EXPENDITURES FOR CRIMINAL INDIGENT EXPENSES .....	33
REVENUE.....	35
2024 REVENUES GENERATED BY CIRCUIT, SUPERIOR, AND PROBATE COURTS .....	36
2024 REVENUES GENERATED BY CITY AND TOWN COURTS.....	38
2024 REVENUES GENERATED BY MARION COUNTY SMALL CLAIMS COURTS .....	40
DISTRIBUTION OF REVENUE.....	41
GENERAL REVENUE FUND.....	41
STATE USER FEE FUND.....	41
COUNTY AND CITY/TOWN USER FEE FUNDS .....	43
REVENUE UNIQUE TO MARION COUNTY SMALL CLAIMS COURTS .....	44
<b>CASELOAD STATISTICS OF INDIANA TRIAL COURTS .....</b>	<b>45</b>
OVERVIEW OF INDIANA CASELOAD STATISTICS .....	45
CRIMINAL CASE TYPES .....	45
FELONIES COMMITTED BETWEEN JANUARY 1, 2002, AND JUNE 30, 2014.....	46
FELONIES COMMITTED ON OR AFTER JULY 1, 2014 .....	46
MISDEMEANORS AND OTHER CRIMINAL CASE TYPES .....	46
CIVIL VIOLATIONS .....	47
JUVENILE CASE TYPES .....	47
CIVIL CASE TYPES .....	48
COURT BUSINESS RECORD.....	50
METHODS OF DISPOSITION.....	51
MOVEMENT OF CASES.....	52
CASE TYPES AND ABBREVIATIONS.....	53
COURT SERVICES INFORMATION.....	55
CASE FILINGS .....	57
CASES FILED – ALL COURTS .....	57
CASES FILED – COURTS OF RECORD.....	59
CASES FILED – CITY AND TOWN COURTS .....	61
SUMMARY OF NEW FILINGS BY GENERAL CASE TYPE .....	62
CASE DISPOSITIONS .....	63
CASES DISPOSED – ALL COURTS .....	63
CASES DISPOSED – COURTS OF RECORD .....	65
CASES DISPOSED – CITY AND TOWN COURTS.....	67
SUMMARY OF ALL DISPOSITION TYPES .....	68
CASE INFORMATION.....	69
STATEWIDE CASE TOTALS - ALL COURTS.....	69
STATEWIDE CASE TOTALS – COURTS OF RECORD .....	71

STATEWIDE CASE TOTALS – CITY AND TOWN COURTS .....	73
CASES IN WHICH PAUPER COUNSEL WAS APPOINTED .....	74
SELF-REPRESENTED LITIGANTS .....	75
STATEWIDE DISPOSITION TOTALS – ALL COURTS .....	77
STATEWIDE DISPOSITION TOTALS – COURTS OF RECORD .....	79
STATEWIDE DISPOSITION TOTALS – CITY AND TOWN COURTS .....	81
EVICTON SEALING .....	82
<b>STATISTICAL TRENDS .....</b>	<b>83</b>
<b>ADDITIONAL JUDICIAL REPORTS .....</b>	<b>98</b>

## ON THE COVER

### HISTORY OF THE JOHNSON COUNTY COURTHOUSE

Johnson County was named in 1823 for one of the original three justices of the Indiana Supreme Court, Justice John Johnson. The justice-to-be began his legal career in the Indiana Territory near Vincennes during the early years of the nineteenth century. Later he served as a delegate from Knox County to the Indiana Constitutional Convention in 1816. Justice Johnson served in the first session of the Indiana Supreme Court from December 28, 1816, until his untimely death in September 1817 during the Court's first recess.

Starting in 1823, the earliest Johnson County courthouses, all located in Franklin, Indiana, were a series of structures made of wood or brick. Two of the structures were destroyed by fire, including a substantial structure that had been designed by famous architects John Elder and Edwin May who had designed other governmental buildings in Indiana.

Construction of the present Johnson County courthouse commenced in 1879 and reached completion in 1882. Designed by architect George W. Bunting, the building is a distinguished two-story structure composed of red brick and Indiana limestone. Its architectural highlights feature a blend of French Second Empire, Neo-Jacobean, and Romanesque Revival architectural styles notably pyramid-shaped roofs atop the central tower and each of the corner turrets. The original construction cost totaled \$98,000. In 1983, the building underwent significant modernization, though its historic character and structural integrity remained intact. The courthouse is listed on the National Register of Historic Places.

In front of the courthouse is the Vawter Monument which was designed by Rudolph Schwartz who also designed the Soldiers and Sailors Monument that is located on Monument Circle in downtown Indianapolis.

Front Cover: Exterior Photo of Johnson County Courthouse

Back Cover: Internal Photo of Johnson County Courthouse

Photo Credit: Supreme Court Office of Communication, Education and Outreach


## INTRODUCTION

The Indiana Judicial Service Report is an annual publication that compiles statistical data on the workload and finances of the Indiana judicial system. This report covers the calendar year 2024 (CY 2024), except for Indiana Supreme Court data and certain state fiscal information, which are reported on a state fiscal year from July 1, 2023, through June 30, 2024 (FY 2024). The Indiana Supreme Court's Indiana Office of Court Services (IOCS) publishes this report. The Indiana Judicial Service Report has been published annually since 1976.

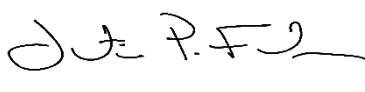
Statistical caseload data published in this report was compiled from Quarterly Case Status Reports (QCSR) filed with IOCS by each trial court, city and town court, and small claims court. Indiana courts also file a summary report annually on court revenue and budget and expenditures. Excerpted statistical information and earlier financial and statistical data reports are found on the Indiana judicial branch website at [courts.in.gov](https://courts.in.gov).

This report is not an exact account of funds or of every judicial decision. It is based on aggregate summary data and presents an overview of the workload and functioning of the Indiana judiciary. It is intended to be used by trial judges to monitor caseloads in their respective courts; by trial judges and county councils in the budgeting process; by the General Assembly and its committees in legislative deliberations; by IOCS in its support of judicial administrative activities; and by the Indiana Supreme Court in meeting its responsibility to foster the administration of justice. The information detailed in this report provides a basis for long-term judicial planning in Indiana.


This report would not be possible without the diligent work of hundreds of Indiana judges, court employees, and clerks who ensure access to justice and serve the citizens of Indiana. IOCS is grateful for all their assistance in publishing the Indiana Judicial Service Report each year.



Loretta H. Rush  
Chief Justice of Indiana



Justin P. Forkner  
Chief Administrative Officer



Catheryne Pully  
IOCS Executive Director

## TRENDS AND HIGHLIGHTS

### NEW FILINGS

The following information highlights new case filing statistics for Courts of Record<sup>1</sup> and City and Town Courts in CY 2024.

#### COURTS OF RECORD

In CY 2024, 1,012,766 new cases were filed in the Courts of Record, representing an increase of 5.2% from the previous year. The number of new cases filed in CY 2024 is 3.9% less than the number of cases filed in 2015. Of the total number of new cases filed, 88.5% were filed in Courts of Record. Criminal cases are 24.3% of the total cases filed in CY 2024. Infractions and Ordinance Violations also constitute 24.4% of the total cases filed in Courts of Record.

Between CY 2023 and CY 2024 of the cases filed in Courts of Record:

- Civil Collection case filings increased 53.2%
- CHINS case filings increased 30.8%
- Expungement case filings decreased 11%
- Juvenile Delinquency filings decreased 7.7%
- Murder case filings decreased 2.7%
- Eviction case filings decreased 3.5%

#### CITY AND TOWN COURTS

The 131,576 new cases filed in city and town courts showed an increase of 1.6% over the previous year. The number of new cases filed in city and town courts in 2024 is 57% less than the number filed in 2015.

Three case types are the largest numbers of case filings in all courts:

Case Type	Filings
Infractions	322,465
Criminal Misdemeanors	116,394
Civil Collections	140,846

---

<sup>1</sup> A Court of Record is a trial or appellate court in which a record of the proceedings is captured and preserved for the possibility of an appeal. Circuit, Superior, and Probate Courts are considered Courts of Record in Indiana, and as of July 1, 2018, Marion County Small Claims Courts became Courts of Record.

## DISPOSITIONS

Indiana courts disposed of 1,218,658 cases in 2024, which is a 9.8% increase from the previous year. The number of cases disposed of in all Indiana courts in 2024 is 12.7% less than the number disposed of in 2015. Criminal cases represent 23.6% of the total cases disposed of in 2024.

### COURTS OF RECORD

Indiana courts of record disposed of 1,084,847 cases. Between CY 2023 and CY 2024, the cases disposed of in Courts of Record included:

- Civil Collection case dispositions increased 52%
- Juvenile Paternity case dispositions increased 31%
- Termination of Parental Rights case dispositions decreased 15.6%
- Misdemeanor case dispositions decreased 8%

### CITY AND TOWN COURTS

There were 133,811 cases disposed of in city and town courts. This total represents an increase of 6.7% over the previous year.

Three case types represent the largest number of dispositions statewide:

Case Type	Dispositions
Infractions	330,943
Criminal Misdemeanors	119,789
Small Claims	95,330

Caseload [statistical trends](#) can be found in the Caseload Statistics section of this report.

## FISCAL HIGHLIGHTS

Indiana's trial courts are funded primarily through county general revenue, with a substantial portion coming from local property taxes. State general fund revenues finance full-time judge and magistrate salaries in the circuit courts, superior courts, probate court, and appellate courts. They also help defray some of the expenses associated with indigent criminal defense, Guardian ad Litem services for abused and neglected children, court interpreter services, unrepresented litigant support, civil legal aid, family courts, pretrial services, and problem-solving courts. City and town municipal funds pay for their respective city and town courts, while the townships in Marion County (the most populous Indiana county) fund the nine Marion County Small Claims Courts.

The state spent \$203,830,919 during FY 2024 on the operation of the judicial system. In CY 2024, counties spent \$451,375,688; cities, towns, and townships spent \$20,164,123 on their respective courts, for a total annual expenditure of \$675,370,731.

All state courts, including city and town courts and Marion County Small Claims Courts, generated \$156,174,224 in revenue from fines, costs, and fees during CY 2024. Of that amount, \$82,577,236 (53%) went to state-level funds, and \$63,651,917 (41%) went to a variety of county-level funds. The remaining \$9,945,071 (6%) went to various local funds. An additional \$848,446 was generated by Marion County Small Claims Courts and was paid to constables for service of process in CY 2024.

An extensive overview of expenditures and revenue, including fines, costs, fees, and the distribution of revenue generated, can be found in the [Financial Report of Trial Courts](#) section of this volume.

## FINANCIAL COMPARISON OF INDIANA'S JUDICIAL SYSTEM

Year	Expenditures				Revenues			
	State	County	City, Town, & Township	Total	For State Funds	For County Funds	For Local Funds	Total
FY 2013-2014	\$141,485,332							
CY 2014		\$298,904,950	\$19,194,894	\$459,585,176	\$86,164,355	\$73,913,837	\$13,523,648	\$173,601,840
FY 2014-2015	\$149,968,739							
CY 2015		\$304,283,329	\$19,283,819	\$473,535,887	\$88,680,759	\$70,625,340	\$15,712,921	\$175,019,020
FY 2015-2016	\$143,984,488							
CY 2016		\$276,325,929	\$19,636,226	\$439,946,643	\$90,040,604	\$69,201,839	\$14,327,986	\$173,570,429
FY 2016-2017	\$160,549,502							
CY 2017		\$290,565,879	\$19,791,171	\$470,906,552	\$90,258,721	\$65,951,685	\$14,084,077	\$170,294,483
FY 2017-2018	\$154,944,714							
CY 2018		\$294,454,581	\$19,546,792	\$468,946,087	\$90,911,976	\$66,334,189	\$13,196,779	\$170,442,944
FY 2018-2019	\$157,997,034							
CY 2019		\$336,064,252	\$18,642,897	\$512,704,183	\$89,037,810	\$66,965,676	\$11,324,107	\$167,327,593
FY 2019-2020	\$173,515,263							
CY 2020		\$319,543,829	\$18,695,310	\$511,754,402	\$66,874,099	\$51,474,193	\$8,154,905	\$126,503,197
FY 2020-2021	\$170,326,392							
CY 2021		\$338,766,064	\$19,735,488	\$528,827,944	\$74,404,963	\$57,441,027	\$9,257,561	\$141,103,551
FY 2021-2022	\$165,480,271							
CY 2022		\$360,457,865	\$19,015,372	\$544,953,508	\$72,294,637	\$55,702,557	\$8,995,399	\$136,992,592
FY 2022-2023	\$178,961,900							
CY 2023		\$417,008,937	\$20,354,830	\$616,325,667	\$75,912,692	\$59,855,836	\$9,754,705	\$145,523,233
FY 2023-2024	\$203,830,919							
CY 2024		\$451,375,688	\$20,164,123	\$675,370,731	\$82,577,236	\$63,651,917	\$9,945,071	\$156,174,224

State expenditure information is provided from the Comptroller's Data system (formerly referred to as the Auditor's Data). . County expenditures in this chart refer to the Circuit, Superior, and Probate Courts.

FY - Refers to Fiscal Year

CY - Refers to Calendar Year

## INDIANA JUDICIAL SYSTEM STATE FUNDED EXPENDITURES (FY 2024)

	Personnel Services and Fringe Benefits	Utilities	Contractual Services	Materials, Parts and Supplies	Grants	Capital Costs	Administrative and Operating Expenses	Total Disbursements
<b>Adult Guardianship</b>	\$170,072	\$0	\$8,230	\$0	\$1,316,310	\$0	\$5,389	<b>\$1,500,000</b>
<b>Attorney Services</b>	\$2,929,955	\$0	\$182,080	\$173,959	\$1,150	\$0	\$196,460	<b>\$3,483,604</b>
<b>Civil Legal Aid Fund</b>	\$0	\$0	\$0	\$0	\$3,000,000	\$0	\$0	<b>\$3,000,000</b>
<b>Collaborative Justice</b>	\$161,308	\$0	\$0	\$0	\$5,837,792	\$0	\$900	<b>\$6,000,000</b>
<b>Commission on Improving the Status of Children</b>	\$337,143	\$0	\$1,400	\$8,885	\$0	\$0	\$2,572	<b>\$350,000</b>
<b>Commission On Race &amp; Gender Fairness</b>	\$39,405	\$0	\$106,738	\$1,117	\$714,068	\$0	\$7,829	<b>\$869,156</b>
<b>County Prosecutor Salaries</b>	\$29,828,840	\$0	\$0	\$0	\$0	\$0	\$0	<b>\$29,828,840</b>
<b>Drug &amp; Alcohol Programs Fund</b>	\$0	\$0	\$0	\$0	(\$378,701)	\$0	\$1,273	<b>(\$377,428)</b>
<b>GAL/CASA Conference Account</b>	\$0	\$0	\$20,670	\$5,573	\$0	\$0	\$429	<b>\$26,672</b>
<b>Guardian ad Litem</b>	\$0	\$0	\$301,557	\$90,764	\$5,268,991	\$0	\$17,714	<b>\$5,679,026</b>
<b>IN Conference for Legal Ed Opportunity</b>	\$11,500	\$0	\$140,250	\$0	\$627,000	\$0	\$0	<b>\$778,750</b>
<b>Indiana Court Technology</b>	\$5,752,990	\$49,277	\$6,419,886	\$1,749,444	\$0	\$783,597	\$14,786,706	<b>\$29,541,900</b>
<b>Interpreter Training</b>	\$0	\$0	\$6,261	\$0	\$0	\$0	\$0	<b>\$6,261</b>
<b>Interstate Compact for Adult Offenders</b>	\$145,041	\$0	\$0	\$0	\$0	\$0	\$91,139	<b>\$236,180</b>
<b>County Judge Salaries</b>	\$92,217,935	\$0	\$159,939	\$0	\$0	\$0	\$0	<b>\$92,377,874</b>

	Personnel Services and Fringe Benefits	Utilities	Contractual Services	Materials, Parts and Supplies	Grants	Capital Costs	Administrative and Operating Expenses	Total Disbursements
<b>Judicial Tech &amp; Automation</b>	\$0	\$0	\$1,324,962	\$0	\$0	\$0	\$250,000	<b>\$1,574,962</b>
<b>Mortgage Foreclosure Fund</b>	\$0	\$0	\$0	\$0	\$0	\$0	\$59	<b>\$59</b>
<b>Pre-trial Compliance</b>	\$393,832	\$0	\$149,347	\$0	\$3,456,821	\$0	\$0	<b>\$4,000,000</b>
<b>Probation Officer Training</b>	\$435,333	\$0	\$209,506	\$73,742	(\$6,424)	\$0	\$37,843	<b>\$750,000</b>
<b>County Special Judges</b>	\$0	\$0	\$0	\$0	\$0	\$0	\$116,769	<b>\$116,769</b>
<b>State Opioid Settlement – Courts</b>	\$0	\$0	\$0	\$0	\$0	\$0	\$0	<b>\$0</b>
<b>Supreme Court</b>	\$17,346,398	\$2,753	\$1,206,753	\$799,172	\$111,131	\$53,345	\$2,171,936	<b>\$21,691,488</b>
<b>Supreme Court IV-D</b>	\$0	\$0	\$419	\$0	\$1,719,529	\$0	\$0	<b>\$1,719,948</b>
<b>Title IV-D Reimbursement Fund</b>	\$0	\$0	\$0	\$0	(\$69,216)	\$0	\$0	<b>(\$69,216)</b>
<b>Trial Court Operations</b>	\$362,462	\$0	\$921	\$0	\$0	\$0	\$382,692	<b>\$746,075</b>
<b>Total</b>	<b>\$150,132,214</b>	<b>\$52,030</b>	<b>\$10,238,919</b>	<b>\$2,902,656</b>	<b>\$21,598,451</b>	<b>\$836,942</b>	<b>\$18,069,710</b>	<b>\$203,830,919</b>

## SUMMARY OF FY 2024 EXPENDITURES

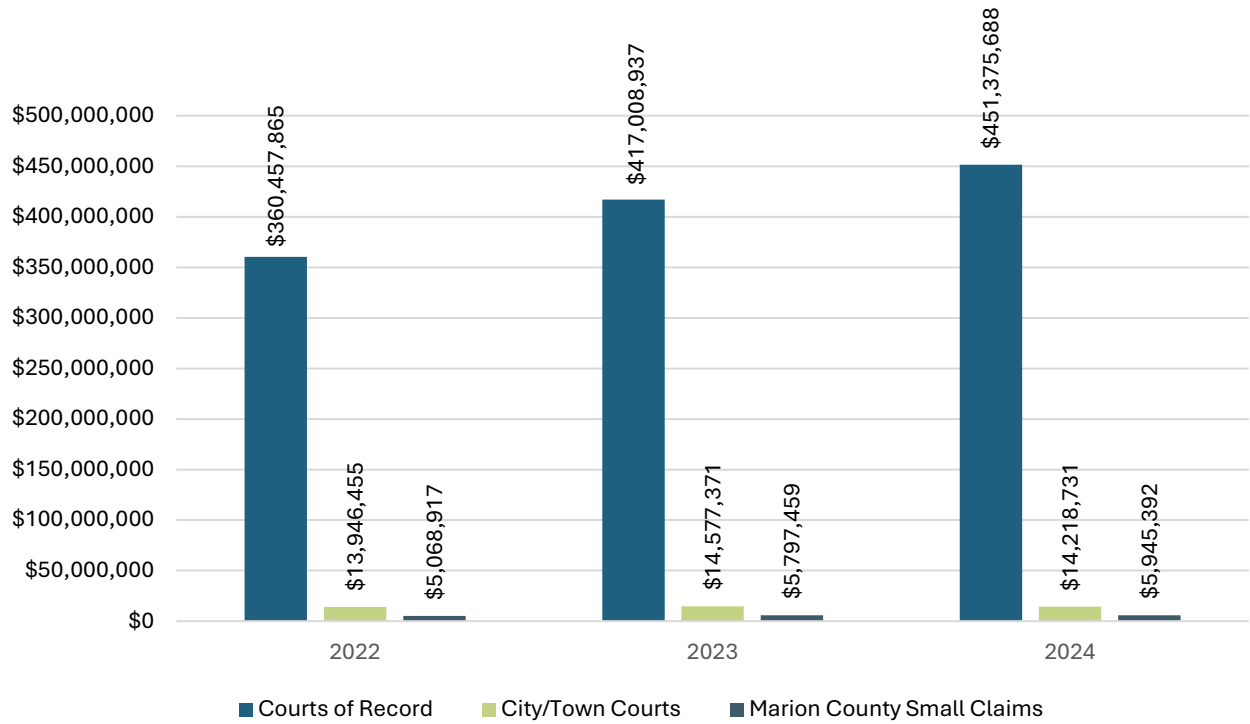
Expenditures	State Fund Expenditures	County**	City/Town	Township	Total
Personnel Salaries and Fringe Benefits	\$150,132,213	\$347,522,103	\$12,898,513	\$4,943,955	\$515,496,784
Professional Services and Charges	\$0	\$95,767,378	\$948,610	\$715,662	\$97,431,650
Capital Costs	\$836,942	\$3,646,377	\$133,553	\$123,063	\$4,739,935
Contractual Services	\$10,238,918	\$0	\$0	\$0	\$10,238,918
Materials, Parts and Supplies	\$2,902,655	\$4,439,830	\$238,055	\$162,712	\$7,743,252
Utilities	\$52,030	\$0	\$0	\$0	\$52,030
Grants/Other Local Gov. Distributions Social Service Payments	\$21,598,451	\$0	\$0	\$0	\$21,598,451
Administrative and Operating Expenses	\$18,069,710	\$0	\$0	\$0	\$18,069,710
<b>Total Expenditures</b>	<b>\$203,830,919</b>	<b>\$451,375,688</b>	<b>\$14,218,731</b>	<b>\$5,945,392</b>	<b>\$675,370,730</b>

State expenditure information is provided from the Comptroller's Data system (formerly referred to as the Auditor's Data).

County expenditures in this chart refer to the Circuit, Superior, and Probate Courts

Line items "Grants," "Distributions to Other Local Governments" and "Social Service Payments" from the State Auditor's report are combined into one total for the 2024 summary chart of expenditures.

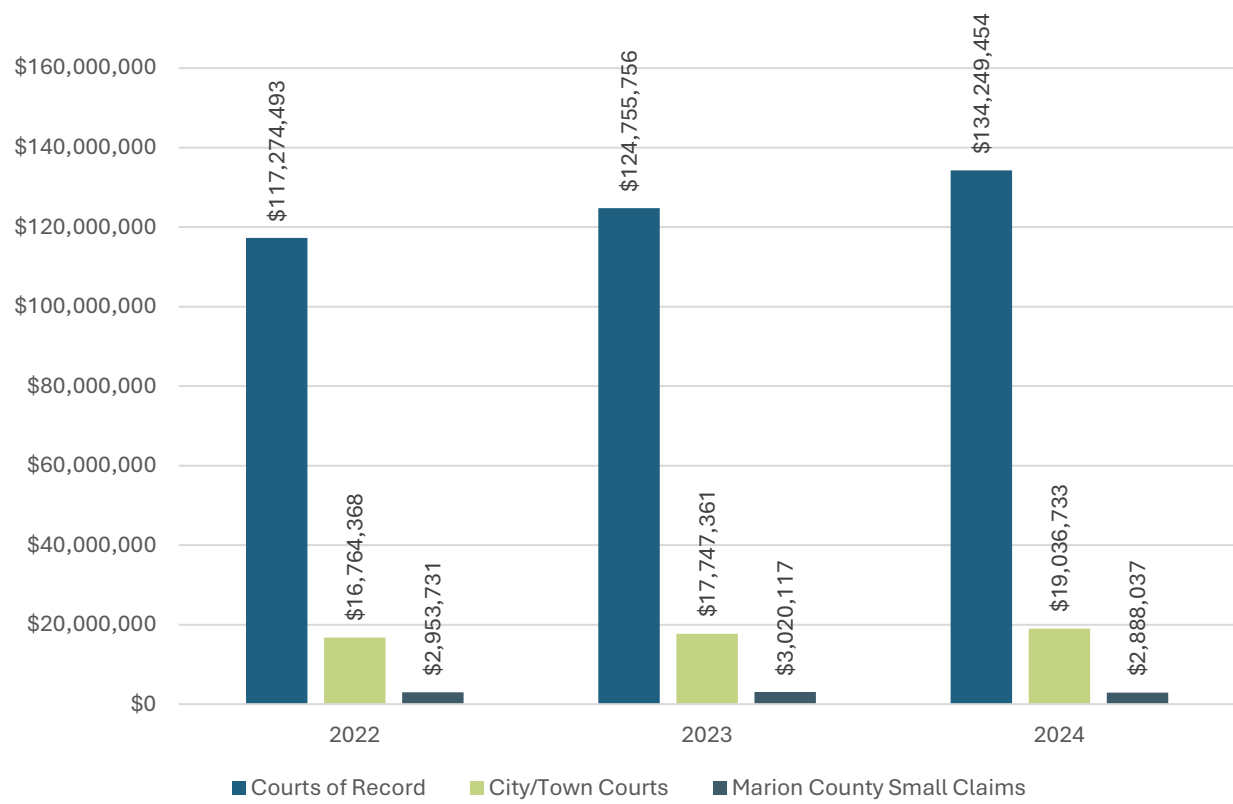
**EXPENDITURES FOR COURTS OF RECORD, CITY/TOWN COURTS, AND MARION COUNTY SMALL CLAIMS COURTS IN CY 2024**



## SUMMARY OF REVENUES FOR CY 2024

Revenues Generated by All Courts	Circuit, Superior, and Probate	City and Town	Marion County Small Claims	Grand Total
<b>State Level Funds</b>				
To General Fund	\$54,833,979	\$7,376,721	\$599,276	<b>\$62,809,976</b>
To User Fee Funds	\$12,313,282	\$1,532,546	\$622,544	<b>\$14,468,372</b>
To Special Funds	\$4,574,422	\$662,212	\$62,254	<b>\$5,298,888</b>
<b>Total to State Funds</b>	<b>\$71,721,683</b>	<b>\$9,571,479</b>	<b>\$1,284,074</b>	<b>\$82,577,236</b>
<b>County Level Funds</b>				
To General Fund	\$20,557,307	\$1,343,523	\$0	<b>\$21,900,830</b>
To User Fee Funds	\$30,996	\$0	\$0	<b>\$30,996</b>
To Special Funds	\$39,516,517	\$2,047,938	\$155,636	<b>\$41,720,091</b>
<b>Total to County Funds</b>	<b>\$60,104,820</b>	<b>\$3,391,461</b>	<b>\$155,636</b>	<b>\$63,651,917</b>
<b>Local Level Funds</b>				
To General Fund	\$1,995,662	\$3,042,168	\$1,372,176	<b>\$6,410,006</b>
To User Fee Funds	\$0	\$583	\$0	<b>\$583</b>
To Special Funds	\$427,289	\$3,031,042	\$76,151	<b>\$3,534,482</b>
<b>Total to Local Funds</b>	<b>\$2,422,951</b>	<b>\$6,073,793</b>	<b>\$1,448,327</b>	<b>\$9,945,071</b>
<b>Total Generated Funds</b>	<b>\$134,249,454</b>	<b>\$19,036,733</b>	<b>\$2,888,037</b>	<b>\$156,174,224</b>
<b>Others</b>				
To Marion County Township Constables for Personal Service or Certified Mail			<b>\$798,995</b>	<b>\$798,995</b>

COURT GENERATED REVENUE FOR CY 2024



## GRANT DISBURSEMENTS

The Indiana Supreme Court makes grant opportunities available each year to assist Indiana Courts and justice partners in funding upgrades to operations, innovative justice initiatives, scholarships, and more. Grant administration within the Court is primarily performed by staff within the Education, Justice Services, General Counsel, Legal Support, and Children and Families divisions. These divisions are currently responsible for the management and oversight of 13 different grants and scholarships.

During the 2024 calendar year, the Indiana Supreme Court awarded \$22 million in state funded grants and scholarships. Of the awards made, \$18.9 million in funding benefited Indiana counties, and the remaining \$3.1 million was granted to a variety of non-profit organizations, individuals, and higher education institutions in Indiana.

Division	Grant Type	Grant Payments
General Counsel	Court Interpreter Grants	\$1,304,759
General Counsel	Indiana Conference for Legal Education Opportunity (ICLEO)	\$11,800
Children and Families	Civil Legal Aid Grants	\$3,100,000
Children and Families	Court Reform Grants	\$448,843
Children and Families	Family Court Grants	\$274,947
Children and Families	Guardian ad Litem/Court Appointed Special Advocates Grants	\$5,288,399
Children and Families	Volunteer Advocates for Seniors or Incapacitated Adults Grants	\$1,316,000
Education	Education Scholarships	\$2,500
Justice Services	Court Alcohol and Drug Program Grants	\$700
Justice Services	Court Alcohol and Drug and Program Scholarships	\$1,000
Justice Services	Problem-Solving Grants	\$6,305,215
Justice Services	Pretrial Grants	\$3,606,168
Legal Support	Commercial Court Grants	\$367,948
<b>Total Grants</b>		<b>\$22,028,279</b>

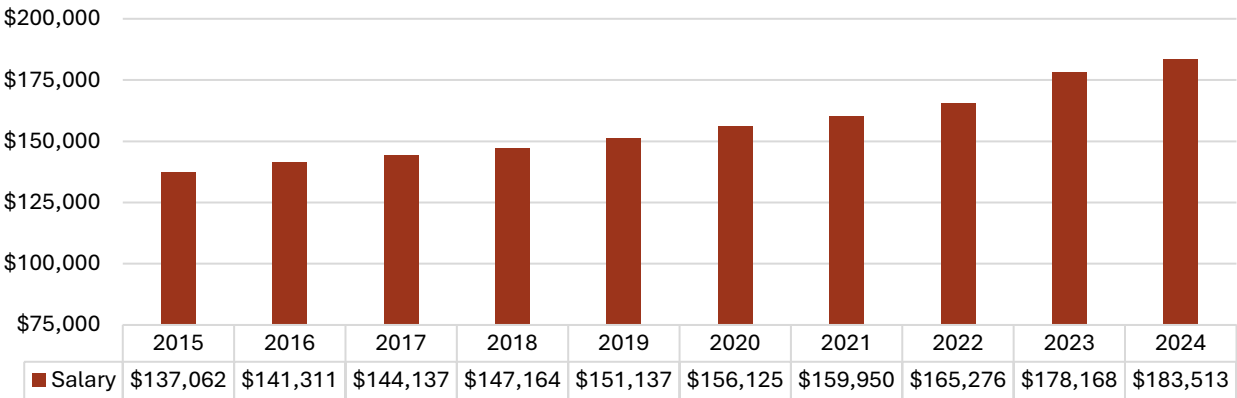
## APPOINTED JUDICIAL OFFICERS

Appointed judicial officers, including magistrates, commissioners, and referees, assist with managing a trial court's caseload. Frequently, courts share appointed judicial officers based on case types, caseload, extended absences, and other similar criteria. Appointed judicial officers are considered "regularly assigned" judicial officers and are included when IOCS compiles the [Weighted Caseload Report](#). The following describes each type of appointed officer:

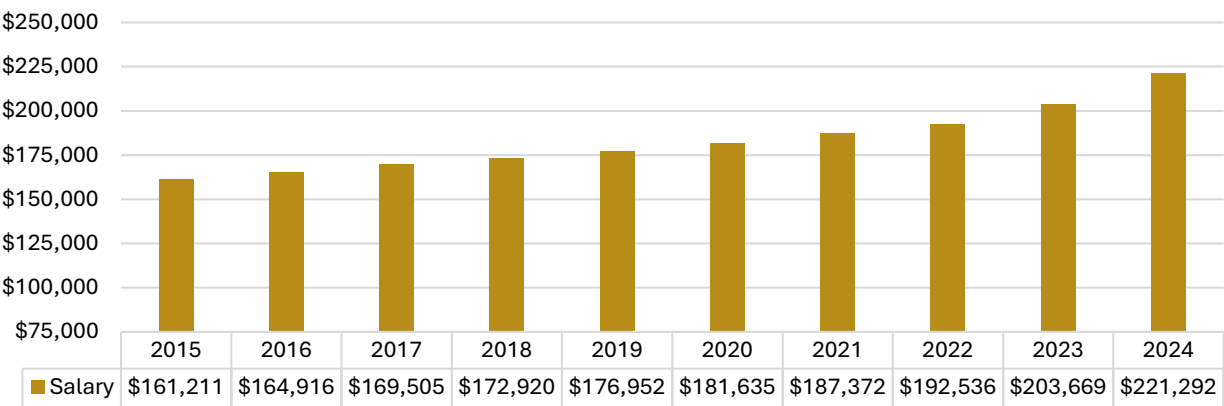
- **Magistrates:** Magistrates are full-time employees who serve in one or more courts. A magistrate is an attorney appointed by the county judges, but the position is authorized and paid for by the state. A magistrate has most of the same authority as a judge; with the exception that they are not able to issue judicial mandates (Ind. Code § 33-23-5-8.5). Juvenile court magistrates may be appointed in judicial circuits with a population of at least 50,000 (Ind. Code § 31-31-3). A juvenile court magistrate is paid by both the state and the county (Ind. Code § 33-38-5-7).
- **Commissioners/Master Commissioners:** Commissioners/Master Commissioners have the same jurisdiction as magistrates, but they are paid by the county. The presiding judge must countersign all final appealable orders. All counties with a voting over 7,000 may appoint a probate commissioner (Ind. Code § 29-2-2-1).
- **Referees:** A referee is appointed by a circuit or superior court judge, serves at the pleasure of the judge, and performs the duties assigned by the judge. Referees are appointed to serve in various courts including special courts such as domestic relations courts (Ind. Code § 31-12-1-9), certain juvenile courts (Ind. Code § 31-31-3-6), and the small claims divisions of superior and circuit courts (Ind. Code § 33-29-3-3). Based on assignments, referees make ruling recommendations to the presiding judge but do not enter rulings independently. Some small claims referees are paid by the state, but most referees are paid by the county.

**JUDICIAL SALARIES 2015-2024**

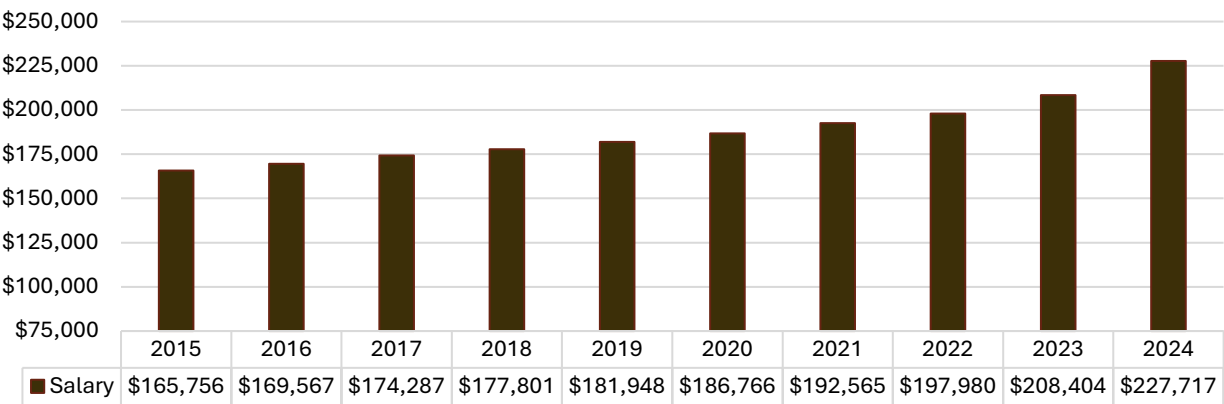
**Trial Court Salaries**



**Court of Appeals and Tax Court Salaries**



**Indiana Supreme Court Salaries**



## JUDICIAL OFFICER POSITIONS AND COUNTY POPULATION

As of July 2024

County	Judges	Magistrate	Juv. Magistrate	Comm./Referee Full - Time	Comm./Referee Part-Time	Small Claims Court Judges	Total Court of Record Officers	City Court Judges	Town Court Judges	Total City and Town Court	Population as of July 1, 2024
Adams	2						2				36,584
Allen	10	9	4				23				399,295
Bartholomew	3	1			1		5				84,741
Benton	1						1				8,853
Blackford	2						2				11,816
Boone	3		1		1		5	1	1	2	78,773
Brown	1	1					2				15,650
Carroll	2						2				20,747
Cass	3						3				37,559
Clark	6	4					10		1	1	127,479
Clay	2						2				26,424
Clinton	2						2	1		1	32,895
Crawford	1						1				10,523
Daviess	2				1		3				34,097
*Dearborn	2.5	0.5					3	1		1	51,435
Decatur	2	1					3				26,421
DeKalb	3						3	1		1	44,330
Delaware	5		1	1			7	1		1	112,951
Dubois	2						2				43,629
Elkhart	7	2	1	1			11	3		3	207,436
Fayette	2						2				23,335
Floyd	4	1					5				81,931
Fountain	1						1	1		1	16,833
Franklin	2						2				23,136
Fulton	2						2				20,004
Gibson	2	1					3				33,038

County	Judges	Magistrate	Juv. Magistrate	Comm./Referee Full -Time	Comm./Referee Part-Time	Small Claims Court Judges	Total Court of Record Officers	City Court Judges	Town Court Judges	Total City and Town Court	Population as of July 1, 2024
Grant	4		1				5	2		2	66,458
Greene	2	1					3				31,219
Hamilton	8	4	1		1		14	3		3	379,704
Hancock	3	1					4				88,810
Harrison	2	1			1		4				39,978
Hendricks	6	2					8		2	2	190,629
Henry	3			1			4	1		1	49,081
Howard	5	1			1		7				84,082
Huntington	2	1					3				36,944
Jackson	3				1		4				47,420
Jasper	2						2				33,387
Jay	2						2	1		1	20,164
Jefferson	2	1					3				32,921
Jennings	2	1					3				27,634
Johnson	5	1	1				7	2		2	170,614
Knox	3	1					4	1		1	35,872
Kosciusko	5						5				80,669
LaGrange	2						2				41,122
Lake	17	10	6	6	2		41	5	3	8	502,955
LaPorte	5	2	1				8				111,348
Lawrence	3			1			4				45,192
Madison	6	2		4	1		13	2		2	134,222
Marion	37	26	15			9	87	1		1	981,628
Marshall	4						4				46,464
Martin	1						1				9,864
Miami	3						3	1		1	35,613
Monroe	9			1			10				140,702

County	Judges	Magistrate	Juv. Magistrate	Comm./Referee Full -Time	Comm./Referee Part-Time	Small Claims Court Judges	Total Court of Record Officers	City Court Judges	Town Court Judges	Total City and Town Court	Population as of July 1, 2024
Montgomery	3						3				38,633
Morgan	4	1					5	1	1	2	73,825
Newton	2						2				4,131
Noble	3						3				47,811
*Ohio	0.5	0.5					1				5,996
Orange	2						2				19,824
Owen	2						2				21,851
Parke	1						1				16,508
Perry	1	1					2				19,320
Pike	1				1		2				12,116
Porter	6	3		1			10				175,860
Posey	2						2				25,067
Pulaski	2						2				12,421
Putnam	2	1			1		4				37,804
Randolph	2						2	2		2	24,337
Ripley	2						2	1		1	29,214
Rush	2						2				16,759
St. Joseph	10	10		1			21		1	1	273,744
Scott	2	1			1		4				24,751
Shelby	3	1					4				45,654
Spencer	1			1			2				20,192
Starke	1	1					2	1		1	23,463
Steuben	2	1					3				34,862
Sullivan	2						2				20,768
Switzerland	1						1				9,988
Tippecanoe	8	1	1	1			11	1		1	91,650
Tipton	1						1				15,324

County	Judges	Magistrate	Juv. Magistrate	Comm./Referee Full -Time	Comm./Referee Part-Time	Small Claims Court Judges	Total Court of Record Officers	City Court Judges	Town Court Judges	Total City and Town Court	Population as of July 1, 2024
Union	1						1				6,884
Vanderburgh	8	8	1	1	1		19				180,387
Vermillion	1						1	1		1	15,516
*Vigo	6		1	1			8	1		1	106,166
Wabash	2						2	1		1	30,777
Warren	1						1				8,451
Warrick	3	1					4				66,339
Washington	2						2				28,345
Wayne	4		1	1			6		1	1	66,410
Wells	2						2	1		1	28,798
White	2						2				24,833
Whitley	2						2				34,885
<b>Total</b>	<b>323</b>	<b>106</b>	<b>36</b>	<b>22</b>	<b>14</b>	<b>9</b>	<b>510</b>	<b>38</b>	<b>10</b>	<b>48</b>	<b>6,924,275</b>

The Indiana Public Data Utility provided Indiana's estimated population figures.

\*Judge for Vigo Circuit and Superior Court 3 counted as one.

\*Dearborn Circuit Court and Ohio Circuit Court share a Judge and a Magistrate

## SENIOR JUDGE PROGRAM

The Senior Judge Program consists of a pool of retired judges certified by the Judicial Qualifications Commission as meeting the senior judge requirements found in Ind. Administrative Rule 5(B)(3). In 2024, 102 senior judges provided services to trial courts.

Senior judges provide judicial services at a lower cost than that of an elected or regularly assigned judicial officer and aid the judiciary by serving as judges and performing other tasks to assist the judiciary in managing caseloads and enabling cases to be processed more efficiently. Six senior judges served the Appellate Court, and one served the Tax Court.

<b>Trial Court Senior Judges</b>	
Total Number of Trial Court Senior Judges	102
Number of Trial Court Senior Judges Receiving Benefits (Whole or Partial)	77
Total Trial Court Senior Judge Benefits Cost	\$991,327
Days of Service by Senior Judges in Trial Courts	3,885
Total Cost for Trial Court Senior Judges Per Diem and Benefits	\$1,759,890
<b>Court of Appeals and Tax Court Senior Judges</b>	
Total Number of Court of Appeals and Tax Court Senior Judges	6
Days of Service by Appellate Court Senior Judges	439
Total Cost of Court of Appeals and Tax Court Senior Judges Per Diem and Benefits	\$180,527
<b>Additional Senior Judge Information</b>	
Senior Judge Time Equivalent to Judicial Officers	23*
Additional costs - travel reimbursements	\$96,863
Total cost of Senior Judge Program	\$2,037,611
Average cost of Salary and Benefits of Regular Trial Court Judge	\$213,469

*\*Senior Judge Time Equivalent to Judicial Officers: Is the total days served by Senior Judges in the trial and appellate courts (3,885 + 439 = 4,324) multiplied by the hours in a work day (4,324 x 7.5 hours = 32,430 hours) divided by the number of hours available to a judge for case related activity each year as determined by the most recent caseload assessment time study (32,430 divided by 1,384 hours = 23.4).*

## HISTORICAL INFORMATION REGARDING SENIOR JUDGE SERVICE

	2015	2016	2017	2018	2019	2020	2021	2022	2023	2024
Senior Judge Days Served	3,990	3,769	4,035	3,811	4,360	3,331	5,186	4,394	4,738	4,324
Hours Per Day	7.5	7.5	7.5	7.5	7.5	7.5	7.5	7.5	7.5	7.5
Total Hours Served by Senior Judges	29,924	28,274	30,264	28,583	32,706	24,986	38,900	35,412	35,535	32,430
Weighted Caseload Case-Related Hours Available Per Judicial Officer	1,344	1,344	1,344	1,295	1,295	1,295	1,295	1,295	1,295	1,384
Senior Judge Time Equivalent to Judicial Officers	22	21	23	22	24	19	30	27	27	23
Cost of Senior Judge Performing Work Equivalent to One Regular Judicial Officer	\$60,884	\$58,431	\$63,080	\$71,112	\$69,647	\$70,962	\$67,658	\$70,345	\$72,712	\$79,237
*Minimal Cost of Trial Court Senior Judge Service: Benefits plus 30 days	\$17,121	\$13,218	\$11,678	\$14,671	\$14,635	\$13,465	\$15,485	\$17,200	\$17,712	\$18,124

*\*Daily rate for a senior judge (currently \$175) multiplied by (30 days) for a total of \$5,250, plus Trial Court Senior Judge benefits cost (\$991,327) divided by Trial Court Senior Judges Receiving Benefits (77) for a total of \$18,124.*

## SPECIAL JUDGES

### APPOINTMENT BY THE INDIANA SUPREME COURT

The Indiana Supreme Court is responsible for appointing a special judge to hear a case when a local rule does not result in the selection of a special judge, the submission of a case has been withdrawn from the judge under civil or criminal procedure rules, in judicial mandate actions, or when circumstances of a case warrant an appointment.

### APPOINTMENT IN CIVIL CASES

A change of judge in a civil case may arise in two basic scenarios: (1) a motion for change of judge under Ind. Trial Rule (T.R.) 76 and (2) disqualification or recusal under T.R. 79(C).

Regardless of the reason for naming a special judge, the first step under T.R. 79(D) is to give the parties seven days to agree on a special judge. A judge selected under T.R. 79(D) then has seven days from the date the appointment is noted on the Chronological Case Summary to accept the case.

If a special judge is not obtained under T.R. 79(D), the next step is selection by local rule as provided in T.R. 79(H). A special judge selected by local court rule may not simply decline to accept the case. The selected judge must accept the case unless the judicial officer is disqualified by the Code of Judicial Conduct, ineligible to serve under this rule, or excused by the Supreme Court. If a special judge is not obtained by local court rule, or if the circumstances of the case warrant, the case may be certified to the Supreme Court for the appointment of a special judge.

Pursuant to T.R. 76, 79, and 79.1 and Administrative Rule 21, there were over 2,000 special judge cases accepted in Indiana.

## **APPOINTMENT IN CRIMINAL CASES**

A change of judge in a criminal case is controlled by Ind. Administrative Rule 21. In all counties, a special judge is selected in the same manner used to select the original judge. When this process does not result in the appointment of a special judge, then a selection is made by local rule. The local rule required by Criminal Rule 2.4 must include an alternative assignment list with 1) judicial officers from contiguous counties; 2) judicial officers from within the county's administrative district as set out in Administrative Rule 3(A); and 3) senior judges assigned to the court pursuant to Administrative Rule 21(A).

The judicial officer selected as special judge under a local rule must accept jurisdiction unless disqualified by the Code of Judicial Conduct, ineligible to serve under this rule, or excused by the Supreme Court.

## **INDIANA TRIAL RULES 53.1, 53.2, AND 53.3**

The Indiana Supreme Court's Chief Administrative Officer (CAO) is charged with evaluating requests to remove a case from a judicial officer who allegedly has not ruled in a timely manner as provided in T.R. 53.1, T.R. 53.2, or T.R. 53.3.

Seeking the removal of a judicial officer begins with the filing of a Praecipe (a written request for an action) with the trial court clerk. The clerk sends the Praecipe and the chronological case summary to the CAO for review and determination whether an inappropriate delay of a decision or ruling has occurred. In CY 2024, the Chief Administrative Officer reviewed 109 requests for removal of cases; 76 were denied, 32 were granted and 1 was closed.

## **COURT REPORTER SERVICES**

Indiana trial court reporters are responsible for keeping the record of proceedings and preparing a transcript when requested. Court reporters are county employees, but most also derive additional income from the preparation of transcripts as allowed by Administrative Rule 15 and local court rule. Court reporters may only earn additional income for transcript preparation work performed outside of their regular working hours.

Parties in a case request a transcript of the court proceedings for an appeal or for reviewing the events that occurred in court. The prompt preparation of transcripts is an essential element of the appellate process.

The Indiana Supreme Court must approve any amendments to local court rules affecting court reporters under Admin. Rule 15. Because local court rules dictate the amount allowed to be charged for transcript preparation, rates vary by county. Additional information on individual county court reporter service fees can be found in each county court's [local rules](#).

Each year, court reporters are required to report the total money received for the preparation of transcripts for depositions, government transcripts, and hearings and appeals from indigent or non-indigent parties. In CY 2024, 362 court reporters filed a report of additional income earned from transcription services totaling \$921,998. This is an average of \$2,547 per court reporter for transcription services. The following table and pie chart present a summation of court reporter's income received for transcription services outside of the court reporter's regular work hours.

## 2024 COURT REPORTER INCOME BY COUNTY

County Name	Number of Court Reporters	Income derived from Indigent Transcripts, Depositions, and Hearings	Income derived from Government Transcripts	Income derived from all other (Non-Indigent) Transcripts, Depositions, and Hearings	Income derived from copies	Total Income derived (all sources)
Adams	7	\$1,384	\$568	\$2,916	\$0	<b>\$4,867</b>
Allen	11	\$9,425	\$4,165	\$20,450	\$202	<b>\$34,242</b>
Bartholomew	6	\$6,375	\$3,185	\$8,563	\$0	<b>\$18,122</b>
Benton	0	\$0	\$0	\$0	\$0	<b>\$0</b>
Blackford	3	\$2,142	\$166	\$296	\$0	<b>\$2,604</b>
Boone	4	\$7,304	\$0	\$149	\$1,767	<b>\$9,219</b>
Brown	4	\$3,204	\$0	\$2,833	\$0	<b>\$6,038</b>
Carroll	4	\$2,196	\$188	\$198	\$0	<b>\$2,582</b>
Cass	3	\$2,360	\$0	\$2,632	\$0	<b>\$4,992</b>
Clark	1	\$19,181	\$1,968	\$5,048	\$0	<b>\$26,197</b>
Clay	1	\$0	\$0	\$0	\$0	<b>\$0</b>
Clinton	3	\$3,399	\$301	\$4,234	\$559	<b>\$8,492</b>
Crawford	1	\$0	\$0	\$0	\$0	<b>\$0</b>
Daviess	7	\$1,382	\$86	\$1,722	\$0	<b>\$3,190</b>
Dearborn	3	\$85	\$6,610	\$3,895	\$0	<b>\$10,590</b>
Decatur	5	\$0	\$0	\$0	\$0	<b>\$0</b>
DeKalb	3	\$473	\$0	\$1,144	\$0	<b>\$1,617</b>
Delaware	8	\$10,298	\$185	\$4,141	\$0	<b>\$14,624</b>
Dubois	9	\$0	\$0	\$0	\$0	<b>\$0</b>
Elkhart	6	\$3,972	\$396	\$13,610	\$1,498	<b>\$19,476</b>
Fayette	1	\$0	\$391	\$319	\$0	<b>\$710</b>
Floyd	3	\$12,017	\$193	\$3,207	\$267	<b>\$15,683</b>
Fountain	2	\$0	\$0	\$0	\$0	<b>\$0</b>
Franklin	3	\$0	\$0	\$0	\$0	<b>\$0</b>
Fulton	1	\$0	\$142	\$0	\$0	<b>\$142</b>
Gibson	6	\$0	\$0	\$0	\$0	<b>\$0</b>

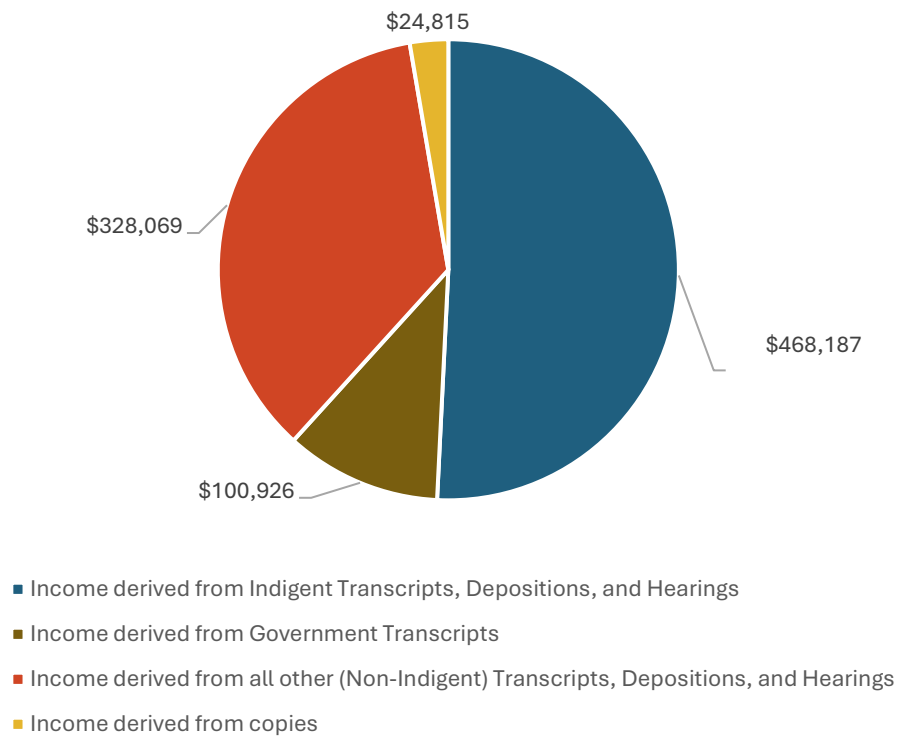
<b>County Name</b>	<b>Number of Court Reporters</b>	<b>Income derived from Indigent Transcripts, Depositions, and Hearings</b>	<b>Income derived from Government Transcripts</b>	<b>Income derived from all other (Non-Indigent) Transcripts, Depositions, and Hearings</b>	<b>Income derived from copies</b>	<b>Total Income derived (all sources)</b>
Grant	1	\$0	\$0	\$0	\$0	\$0
Greene	9	\$2,671	\$0	\$3,351	\$0	\$6,021
Hamilton	7	\$21,525	\$3,182	\$55,495	\$925	\$81,126
Hancock	5	\$3,553	\$11,592	\$875	\$0	\$16,019
Harrison	4	\$753	\$0	\$486	\$0	\$1,239
Hendricks	8	\$20,624	\$2,146	\$2,756	\$0	\$25,525
Henry	2	\$4,080	\$0	\$195	\$0	\$4,275
Howard	1	\$0	\$0	\$730	\$0	\$730
Huntington	2	\$13,080	\$0	\$2,959	\$0	\$16,039
Jackson	8	\$0	\$0	\$0	\$0	\$0
Jasper	4	\$1,296	\$0	\$169	\$258	\$1,723
Jay	2	\$0	\$0	\$0	\$0	\$0
Jefferson	3	\$2,854	\$0	\$80	\$117	\$3,051
Jennings	4	\$0	\$0	\$0	\$0	\$0
Johnson	5	\$4,570	\$2,555	\$970	\$0	\$8,095
Knox	11	\$532	\$0	\$0	\$0	\$532
Kosciusko	6	\$6,563	\$0	\$8,688	\$1,004	\$16,254
LaGrange	1	\$0	\$0	\$0	\$0	\$0
Lake	9	\$4,533	\$1,326	\$23,402	\$312	\$29,573
LaPorte	5	\$1,479	\$0	\$2,004	\$0	\$3,483
Lawrence	8	\$515	\$0	\$0	\$0	\$515
Madison	1	\$0	\$0	\$85	\$0	\$85
Marion	7	\$7,303	\$565	\$7,088	\$303	\$15,259
Marshall	2	\$3,119	\$254	\$1,404	\$138	\$4,914
Martin	0	\$0	\$0	\$0	\$0	\$0
Miami	2	\$13,144	\$124	\$0	\$0	\$13,267
Monroe	22	\$18,696	\$0	\$11,181	\$728	\$30,605

<b>County Name</b>	<b>Number of Court Reporters</b>	<b>Income derived from Indigent Transcripts, Depositions, and Hearings</b>	<b>Income derived from Government Transcripts</b>	<b>Income derived from all other (Non-Indigent) Transcripts, Depositions, and Hearings</b>	<b>Income derived from copies</b>	<b>Total Income derived (all sources)</b>
Montgomery	3	\$1,796	\$1,308	\$680	\$0	<b>\$3,784</b>
Morgan	4	\$6,051	\$463	\$9,650	\$467	<b>\$16,630</b>
Newton	2	\$1,037	\$0	\$2,969	\$378	<b>\$4,383</b>
Noble	3	\$16,785	\$17,623	\$15,520	\$279	<b>\$50,207</b>
Ohio	1	\$4,323	\$0	\$2,050	\$70	<b>\$6,443</b>
Orange	4	\$3,583	\$0	\$293	\$1,919	<b>\$5,795</b>
Owen	0	\$0	\$0	\$0	\$0	<b>\$0</b>
Parke	1	\$7,148	\$36	\$0	\$0	<b>\$7,184</b>
Perry	1	\$0	\$4,202	\$0	\$0	<b>\$4,202</b>
Pike	2	\$1,662	\$3,090	\$315	\$1,538	<b>\$6,604</b>
Porter	7	\$29,446	\$957	\$16,185	\$1,162	<b>\$47,750</b>
Posey	7	\$4,461	\$539	\$6,937	\$2,489	<b>\$14,426</b>
Pulaski	1	\$7,095	\$0	\$2,470	\$25	<b>\$9,590</b>
Putnam	1	\$3,641	\$0	\$14,238	\$35	<b>\$17,914</b>
Randolph	2	\$2,178	\$243	\$35	\$0	<b>\$2,456</b>
Ripley	3	\$490	\$7,446	\$3,443	\$1,084	<b>\$12,463</b>
Rush	2	\$0	\$0	\$0	\$0	<b>\$0</b>
Scott	2	\$3,853	\$0	\$1,452	\$0	<b>\$5,305</b>
Shelby	1	\$1,055	\$0	\$0	\$333	<b>\$1,388</b>
Spencer	2	\$7,837	\$0	\$2,617	\$2,748	<b>\$13,203</b>
St. Joseph	10	\$38,364	\$4,582	\$11,860	\$1,364	<b>\$56,168</b>
Starke	1	\$0	\$0	\$0	\$0	<b>\$0</b>
Steuben	2	\$3,014	\$0	\$645	\$8	<b>\$3,667</b>
Sullivan	3	\$2,154	\$0	\$0	\$0	<b>\$2,154</b>
Switzerland	1	\$1,189	\$0	\$132	\$603	<b>\$1,924</b>
Tippecanoe	3	\$4,120	\$0	\$0	\$0	<b>\$4,120</b>
Tipton	1	\$2,905	\$0	\$1,370	\$0	<b>\$4,275</b>

County Name	Number of Court Reporters	Income derived from Indigent Transcripts, Depositions, and Hearings	Income derived from Government Transcripts	Income derived from all other (Non-Indigent) Transcripts, Depositions, and Hearings	Income derived from copies	Total Income derived (all sources)
Union	2	\$6,765	\$155	\$1,650	\$356	<b>\$8,926</b>
Vanderburgh	15	\$11,516	\$17,642	\$1,419	\$0	<b>\$30,576</b>
Vermillion	1	\$0	\$0	\$0	\$0	<b>\$0</b>
Vigo	6	\$13,145	\$0	\$7,215	\$0	<b>\$20,359</b>
Wabash	2	\$0	\$72	\$1,655	\$0	<b>\$1,727</b>
Warren	1	\$1,943	\$0	\$74	\$0	<b>\$2,016</b>
Warrick	6	\$3,920	\$0	\$3,567	\$50	<b>\$7,537</b>
Washington	4	\$7,363	\$1,014	\$2,720	\$1,075	<b>\$12,172</b>
Wayne	3	\$23,067	\$124	\$3,728	\$0	<b>\$26,920</b>
Wells	2	\$14,483	\$85	\$1,168	\$0	<b>\$15,736</b>
White	2	\$392	\$1,062	\$6,741	\$0	<b>\$8,195</b>
Whitley	4	\$15,326	\$0	\$8,004	\$756	<b>\$24,085</b>
<b>Total</b>	<b>362</b>	<b>\$468,187</b>	<b>\$100,926</b>	<b>\$328,069</b>	<b>\$24,815</b>	<b>\$921,998</b>

*Income reported in the above table was received for work performed outside of the court reporter's regular work hours.*

## TOTAL INCOME FOR TRANSCRIPTION SERVICE<sup>2</sup>



Year Reported	2017	2018	2019	2020	2021	2022	2023	2024
Number of Court Reporters	499	500	583	441	413	397	366	362
<b>Total Money Generated</b>	<b>\$1,416,922</b>	<b>\$1,446,014</b>	<b>\$1,471,918</b>	<b>\$980,573</b>	<b>\$846,046</b>	<b>\$1,080,429</b>	<b>\$978,046</b>	<b>\$921,998</b>

- *Income derived from Indigent Transcripts, Dispositions, and Hearings are court-ordered transcripts, dispositions, and hearings prepared for individuals declared unable to pay.*
- *Income derived from Government Transcripts – transcripts typically paid for by state public defenders, county public defenders, prosecuting attorneys, and other government agencies.*
- *Income derived from all Other Transcripts, Dispositions, and Hearings are transcripts paid for by attorneys or non-indigent pro se litigants.*

<sup>2</sup> For work performed outside of the court reporter's regular working hours

## FISCAL REPORT OF INDIANA TRIAL COURTS

IOCS is directed by Ind. Code § 33-24-6-3(a)(2) to collect and compile statistical data on the receipt and expenditure of public monies for the operation of the courts. Financial information is gathered annually at the close of each calendar year.

Each court must send to IOCS its Report on Court Revenue (Revenue Report) and its Report on Budget & Expenditures (Budget & Expenditure Report). IOCS also requests a Budget & Expenditure Report from each probation department, juvenile detention center, and public defender program that maintains a budget separate from a court.

The information in this financial overview presents the reported expenditures and revenue generated through the operation of the courts. Requested and approved trial court budgets are reported to IOCS but are not published. The Indiana Supreme Court, Court of Appeals of Indiana, and Indiana Tax Court are funded through appropriations from the State General Fund.

### EXPENDITURES

Indiana's judicial system is funded by a combination of county tax revenues, user fees, and state appropriations. Relevant portions of the Revenue Report are reflected here.

Municipalities fund city and town courts. In many instances, the local government does not maintain a distinct city or town court budget, and all expenses are paid directly from the local general fund. This practice makes it difficult to provide correct expenditure information for city and town courts.

Marion County (Indianapolis) townships directly fund the nine Marion County Small Claims Courts through budget appropriations. Although Marion County Small Claims Courts became courts of record as of July 1, 2018, the financial data will be presented independently in this section of the report.

Expenses for criminal indigent defense services are included as part of the cost of the judicial system, although in many counties indigent defense is administered through an independent public defender entity governed by a board. These services are funded primarily through county tax dollars. However, the General Assembly statutorily provides 50% reimbursement of indigent defense services to all counties for capital cases, and, for those counties that meet the indigent defense program standards set by the Commission on Court Appointed Attorneys (CCAA), up to 40% reimbursement on eligible non-capitol case defense costs. The CCAA reimbursement for local indigent defense expenses was more than \$32 million for FY 2024.

The Budget & Expenditure Report that is sent by each court categorizes the trial court expenditures as follows: salaried and unsalaried personnel expenses (including fringe benefits and travel), supplies, professional services, and capital outlays. If any expenditures were paid by mandate, the court's report reflects information related to the mandate under the appropriate category.

## EXPENDITURES BY ALL COURTS

The expenditure summary report reflects four different series (Personal Services, Supplies, Professional Services, and Capital Outlays) to align with the courts' report on budgets/expenditures to the Department of Local Government Finance Authority.

Line-Item Expenditures	Circuit, Superior, & Probate Courts	City and Town Courts	Marion County Small Claims Courts	Total
Judge(s) Salary - County Portion Paid	\$1,239,967	\$0	\$0	\$1,239,967
Judge(s) Salary - Locally Paid	\$0	\$2,209,444	\$1,332,655	\$3,542,099
Other Judicial Officers	\$4,469,859	\$236,327	\$0	\$4,706,186
Court Reporter(s)	\$39,466,226	\$446,079	\$11,463	\$39,923,768
Bailiff(s)	\$17,827,515	\$602,207	\$19,640	\$18,449,823
Jury Commissioner(s)	\$464,451	\$0	\$0	\$464,451
Court Administrator & Staff	\$9,419,025	\$1,082,356	\$161,050	\$10,662,431
Secretary(ies)	\$6,765,914	\$404,395	\$0	\$7,170,695
GAL/CASA	\$3,508,619	\$0	\$0	\$3,508,619
Law Clerks & Interns	\$759,038	\$28,018	\$0	\$787,056
Public Defender & Staff	\$14,621,261	\$415,641	\$0	\$15,036,902
Court Clerks	\$2,287,400	\$2,112,632	\$2,375,941	\$6,775,973
Probation Officers	\$95,746,596	\$1,255,562	\$0	\$106,110,446
Probation Office Staff	\$14,102,622	\$354,937	\$0	\$14,525,775
Juvenile Detention Center Staff	\$27,146,854	\$0	\$0	\$27,146,854
IT Staff	\$1,075,305	\$0	\$0	\$1,075,305
Other Employees	\$11,608,667	\$1,001,344	\$0	\$12,600,540
<b>Sub-total Personal Services Salaries and Wages Subsection A - 10000 series</b>	<b>\$250,509,319</b>	<b>\$10,148,942</b>	<b>\$3,900,749</b>	<b>\$264,559,010</b>
Fringe Benefits	\$95,559,214	\$2,713,523	\$1,030,757	\$99,303,494
<b>Sub-total Personal Services Fringe Benefits Subsection B - 10000 series</b>	<b>\$95,559,214</b>	<b>\$2,713,523</b>	<b>\$1,030,757</b>	<b>\$99,303,494</b>
Per Diem-Cases Venued Out	\$1,196	\$0	\$0	\$1,196
Judge(s) Pro Tempore	\$90,297	\$4,275	\$9,650	\$104,222
<b>Sub-total Personal Services Other Personal Services Subsection C - 10000 series</b>	<b>\$91,493</b>	<b>\$4,275</b>	<b>\$9,650</b>	<b>\$105,418</b>
Per Diem Travel	\$227,231	\$18,001	\$2,495	\$247,731

Line-Item Expenditures	Circuit, Superior, & Probate Courts	City and Town Courts	Marion County Small Claims Courts	Total
Transportation	\$329,505	\$2,663	\$304	\$332,472
Lodging	\$397,571	\$6,506	\$0	\$404,078
Public Defense Travel Expenses	\$15,251	\$0	\$0	\$15,252
Other	\$392,519	\$4,604	\$0	\$397,126
<b>Sub-total Personal Services Travel Subsection D - 10000 series</b>	<b>\$1,362,077</b>	<b>\$31,774</b>	<b>\$2,799</b>	<b>\$1,396,650</b>
<b>Total Personal Services Subsections A, B, C, D – 10000 series</b>	<b>\$347,522,103</b>	<b>\$12,898,513</b>	<b>\$4,943,955</b>	<b>\$365,364,571</b>
Office Supplies	\$1,589,810	\$124,290	\$52,853	\$1,766,953
Operating Supplies	\$1,419,213	\$24,607	\$27,987	\$1,471,807
Repair/Maintenance Supplies	\$644,141	\$24,080	\$33,578	\$701,799
Other Material and Supplies	\$786,666	\$65,078	\$48,294	\$900,038
<b>Total Supplies – 20000 series</b>	<b>\$4,439,830</b>	<b>\$238,055</b>	<b>\$162,712</b>	<b>\$4,840,597</b>
Per Diem - Grand Jurors	\$13,099	\$0	\$0	\$13,099
Per Diem - Petit Jurors	\$3,606,171	\$0	\$0	\$3,606,171
Juror Lodging	\$392,446	\$0	\$0	\$392,446
Witness Fees/ Consult Witness Fees	\$386,462	\$0	\$0	\$386,462
Medical & Psychiatric Services	\$4,846,529	\$2,020	\$0	\$4,848,549
Pauper Attorneys - Case by Case	\$35,056,031	\$189,373	\$0	\$35,245,404
Court Interpreter Fees	\$1,797,569	\$40,710	\$40,118	\$1,878,397
Depositions	\$197,335	\$0	\$0	\$197,335
Investigations	\$28,765	\$0	\$0	\$28,765
Transcript Preparation	\$1,092,056	\$0	\$144	\$1,092,200
Indigent Interpretation/Language Interp.	\$1,034,708	\$4,335	\$54,097	\$1,093,140
Other Indigent Expenses	\$1,844,492	\$23,368	\$103	\$1,867,963
Other Probation Expenses	\$4,040,070	\$23,686	\$0	\$4,063,756
Other Juvenile Detention Center Expenses	\$12,491,646	\$0	\$0	\$12,491,646
Phone	\$621,927	\$38,739	\$8,928	\$669,594
Utility	\$654,603	\$40,195	\$66,704	\$761,502
Contract Printing	\$151,782	\$25,366	\$4,404	\$181,552
Other Insurance	\$114,198	\$65,096	\$45,144	\$224,438

Line-Item Expenditures	Circuit, Superior, & Probate Courts	City and Town Courts	Marion County Small Claims Courts	Total
Rentals - Office	\$12,302,809	\$67,323	\$119,552	\$7,174,622
Rentals - Computers	\$3,647,011	\$32,362	\$6,457	\$3,685,830
Probation Case Management System (CMS)	\$102,413	\$0	\$0	\$102,413
Detention CMS	\$61,000	\$0	\$0	\$61,000
Jury CMS	\$165,336	\$0	\$0	\$165,336
Other than CMS	\$625,660	\$7,995	\$17,486	\$651,141
CMS	\$999,744	\$11,356	\$0	\$1,011,100
Postage	\$480,743	\$48,449	\$47,189	\$576,381
Shipping	\$5,044	\$202	\$0	\$28,982
Other Services	\$9,007,729	\$328,035	\$305,336	\$9,641,100
<b>Total Professional Services and Charges – 30000 series</b>	<b>\$95,767,378</b>	<b>\$948,610</b>	<b>\$715,662</b>	<b>\$97,431,650</b>
Legal Library	\$1,265,156	\$12,195	\$0	\$1,277,351
Office Equipment	\$765,061	\$35,907	\$26,456	\$827,424
Computer Equipment	\$492,923	\$57,574	\$47,480	\$597,977
Other Capital Outlays	\$1,123,237	\$27,877	\$49,127	\$1,200,241
<b>Total Capital Outlays – 40000 series</b>	<b>\$3,646,377</b>	<b>\$133,553</b>	<b>\$123,063</b>	<b>\$3,902,993</b>
<b>Total Expenditures</b>	<b>\$451,375,688</b>	<b>\$14,218,731</b>	<b>\$5,945,392</b>	<b>\$471,539,811</b>

*The totals in the chart above were retrieved from the Annual Budget and Expenditure Reports received from Indiana Courts, Probation Departments, and some Public Defender Offices.*

## SPECIAL NOTES ON EXPENDITURES FOR PROBATION SERVICES & JUVENILE DETENTION CENTERS

### PROBATION SERVICES

Because of the differences in how counties budget for probation employee fringe and other benefits, and for probation services in particular, it is difficult to arrive at a complete figure for the expense of probation services. Marion, Lake, and Allen Counties include probation office expenditures in their courts' general budget and probation expenditures, aside from salaries, cannot be identified separately. In other counties, even if all expenditures on probation operations and personal services are budgeted and reported separately, fringe benefits are lumped in the county's general budget and are not reported separately for probation or court staff. A summary of the probation service expenses reported by the courts and probation departments is included, but this information does not include fringe benefits and operating expenses for many counties.

<b>CY 2024 Probation Services Expenditures</b>	
Statewide total of all Salaries and Wages for Probation Officers and Staff	\$111,459,718
Additional Expenditures Reported by Probation Departments and Courts	\$75,262,768
<b>Total Reported Probation Expenditures</b>	<b>\$186,722,486</b>

### JUVENILE DETENTION CENTERS

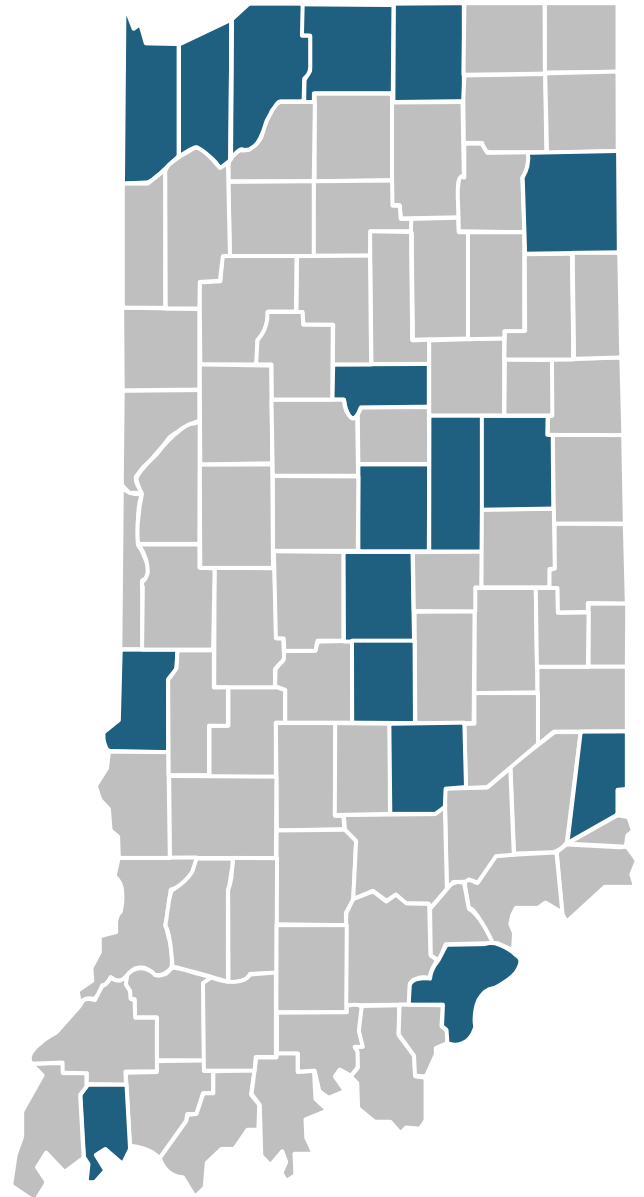
Indiana has 17 juvenile detention centers. Only some of these facilities are funded through the courts' budgets. There were seven juvenile detention centers that sent a budget and expenditures report to IOCS. This expenditure report includes expenses for juvenile detention operations reported by the courts and juvenile detention centers.

<b>CY 2024 Juvenile Detention Center Expenditures</b>	
Statewide Total of all Salaries and Wages for Juvenile Detention Center Staff	\$27,146,854
Additional Expenditures Reported by Juvenile Detention Centers and Courts	\$24,089,538
<b>Total Reported Juvenile Detention Center Expenditures</b>	<b>\$51,236,392</b>

*Salaries and additional expenditures in the tables above were retrieved from the Budget and Expenditure reports submitted by Indiana Courts, Probation Departments, and Juvenile Detention Centers who submitted a separate Budget and Expenditure report.*

## INDIANA JUVENILE DETENTION CENTERS

County	Facility	Operated by the Juvenile Court
<b>Allen</b>	Juvenile Detention Center	Yes
<b>Bartholomew</b>	Youth Services Center	Yes
<b>Clark</b>	Juvenile Detention Center	No
<b>Dearborn</b>	Juvenile Detention Center	No
<b>Delaware</b>	Youth Opportunity Center	No
<b>Elkhart</b>	Juvenile Detention Center	Yes
<b>Hamilton</b>	Youth Services Center	No
<b>Howard</b>	Juvenile Detention Center	Yes
<b>Johnson</b>	Juvenile Detention Center	Yes
<b>Lake</b>	Juvenile Center	Yes
<b>LaPorte</b>	Juvenile Services Center	Yes
<b>Madison</b>	Youth Center	Yes
<b>Marion</b>	Juvenile Justice Complex	Yes
<b>Porter</b>	Juvenile Detention Center	Yes
<b>St. Joseph</b>	Juvenile Justice Center	Yes
<b>Vanderburgh</b>	Private facility	Private facility
<b>Vigo</b>	Juvenile Center	No



## SPECIAL NOTE ON EXPENDITURES FOR CRIMINAL INDIGENT EXPENSES

Criminal indigent defense in Indiana is paid through a combination of county funds and partial state reimbursements. Many counties (67 of 92) follow standards established by the Commission on Court Appointed Attorneys (CCAA) for caseload limits and the establishment of independent public defender boards to qualify for a partial reimbursement of county expenditures for indigent defense costs using Indiana's annual appropriation to the Public Defense Fund (Ind. Code § 33-40-6). The Commission is authorized by statute to reimburse all 92 counties for 50% of their defense expenditures in capital (death penalty) cases. Participating counties may also receive reimbursement of up to 40% of their defense expenditures in non-capital felony, juvenile delinquency, and Children in Need of Services and Termination of Parental Rights (CHINS/TPR) cases if the counties follow the Commission's [standards for defense services](#).

Some independent public defense agencies along with trial courts report indigent defense expenditures directly to IOCS. Indigent defense costs are also reported to the CCAA. IOCS combines the information from all sources to prepare the following chart.

County	Source	Indigent Defense Cost	County	Source	Indigent Defense Cost
Adams	4	\$195,159	Floyd	3	\$1,626,900
Allen	3	\$1,946,876	Fountain	1	\$4,306
Bartholomew	1	\$759,602	Franklin	1	\$147,003
Benton	3	\$75,000	Fulton	2	\$91,309
Blackford	3	\$59,785	Gibson	2	\$266,775
Boone	1	\$890,331	Grant	4	\$466,449
Brown	4	\$73,317	Greene	3	\$877,903
Carroll	3	\$337,877	Hamilton	1	\$2,906,703
Cass	4	\$265,861	Hancock	3	\$860,106
Clark	4	\$2,038,651	Harrison	3	\$238,850
Clay	1	\$378,189	Hendricks	4	\$761,332
Clinton	4	\$601,065	Henry	1	\$415,323
Crawford	3	\$150,000	Howard	3	\$2,784,651
Daviess	1	\$640,164	Huntington	1	\$553,107
Dearborn	1	\$588,885	Jackson	4	\$408,466
Decatur	3	\$553,747	Jasper	3	\$490,637
DeKalb	2	\$384,097	Jay	4	\$662,261
Delaware	4	\$818,736	Jefferson	3	\$260,326
Dubois	1	\$451,279	Jennings	3	\$642,923
Elkhart	4	\$1,524,030	Johnson	1	\$1,305,465
Fayette	3	\$149,145	Knox	4	\$335,809

County	Source	Indigent Defense Cost
Kosciusko	3	\$1,356,900
LaGrange	4	\$140,013
Lake	3	\$2,651,457
LaPorte	4	\$395,319
Lawrence	4	\$437,483
Madison	3	\$2,266,686
Marion	4	\$9,039,428
Marshall	1	\$440,904
Martin	3	\$305,808
Miami	2	\$262,378
Monroe	4	\$1,142,752
Montgomery	1	\$618,284
Morgan	-	\$0
Newton	1	\$213,502
Noble	3	\$1,199,718
Ohio	3	\$135,779
Orange	3	\$445,090
Owen	4	\$121,197
Parke	1	\$5,859
Perry	3	\$191,109
Pike	3	\$16,604,417
Porter	1	\$32,673
Posey	1	\$459,696
Pulaski	3	\$365,834
Putnam	1	\$372,298
Randolph	1	\$365,530
Ripley	3	\$224,791

County	Source	Indigent Defense Cost
Rush	2	\$167,695
St. Joseph	3	\$3,406,019
Scott	3	\$694,125
Shelby	4	\$721,409
Spencer	3	\$193,048
Starke	1	\$131,631
Steuben	3	\$490,097
Sullivan	3	\$348,994
Switzerland	3	\$167,057
Tippecanoe	3	\$3,973,426
Tipton	1	\$148,227
Union	3	\$45,155
Vanderburgh	4	\$1,490,438
Vermillion	1	\$766,660
Vigo	3	\$1,257,019
Wabash	3	\$591,627
Warren	3	\$74,474
Warrick	4	\$269,087
Washington	4	\$276,986
Wayne	3	\$579,111
Wells	1	\$312,869
White	1	\$493,464
Whitley	1	\$338,973
*Western Central Indiana Public Defender Office	2	\$248,313
<b>Total</b>		<b>\$85,720,892</b>

Sources:

1. Reports to IOCS only
2. Reports to the Commission on Court Appointed Attorney's (CCAA) only
3. The greater of the amounts reported to IOCS or the Commission on Court Appointed Attorney's (CCAA)
4. A combination of the amounts reported to IOCS and the Commission on Court Appointed Attorney's (CCAA)

Note: There were no Indigent expenses reported to IOCS from Morgan County.

\*Fountain, Park, and Vermillion Counties sent a combined claim to Commission on Court Appointed Attorney's for reimbursement of Indigent expenses under Western Central Indiana Public Defender Office.

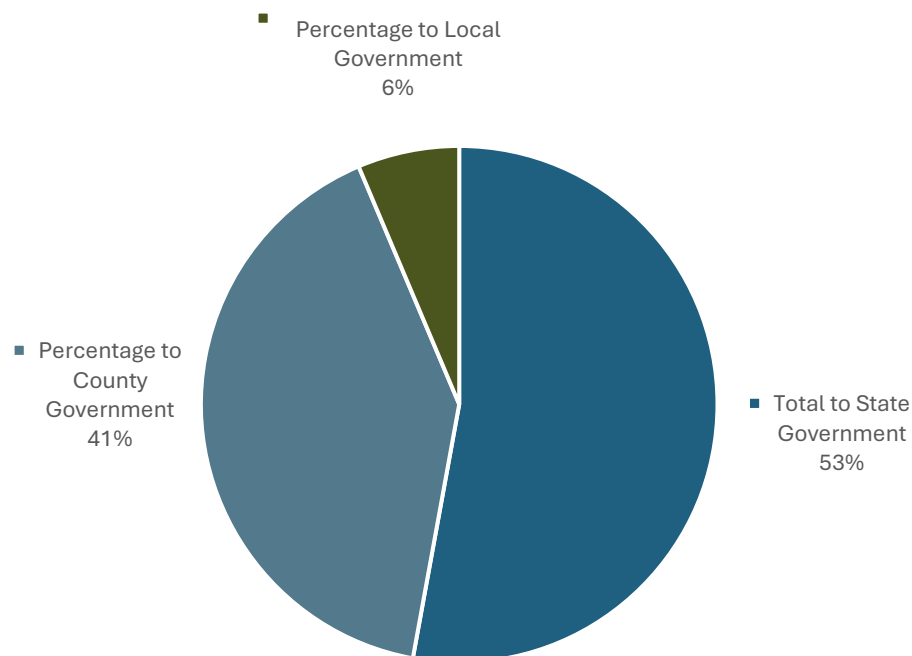
## REVENUE

Trial courts receive revenue primarily from filing fees, court costs, fines, and user fees assessed to litigants. Different fees may be collected from litigants in Indiana courts depending on the case type, court, and nature of the offense. Courts may only assess and collect fines, costs, and fees authorized by statute or Indiana Supreme Court rule.

Revenues received through the operation of the trial courts are collected, accounted for, and disbursed by the Clerk of the Circuit Court, an independently elected office for each judicial circuit. The Clerk of the Circuit Court also functions as the clerk of the county and, as such, performs many other functions unrelated to court operations, including issuing marriage licenses, coordinating the election board, and conducting elections. Pursuant to statute, revenues collected by a court are disbursed to state, county, or local general funds, user fee funds, or special funds used for specific programs or initiatives.

Revenues received through the city, town, and the nine Marion County Small Claims Courts are collected, accounted for, and disbursed by the local clerk or clerk-treasurer. The only direct payment fee is the personal service of process fee charged to small claims litigants in the Marion County Small Claims Courts. This fee is paid to the township constable. Marion County Small Claims Courts have fees unique only to their nine courts. Following each Legislative session, IOCS updates and publishes a [Fee Manual](#) containing information about filing fees and court costs that may be assessed by a court or clerk.

### Disbursement of Revenue



## 2024 REVENUES GENERATED BY CIRCUIT, SUPERIOR, AND PROBATE COURTS

Revenues Generated by Circuit, Superior, & Probate Courts	State Funds	County Funds	Local Funds	Total
<b>Revenues Distributed to General Funds</b>				
Court Costs	\$34,619,707	\$13,384,820	\$1,489,084	\$49,493,611
Judicial Salaries Fee	\$10,609,378	\$0	\$0	\$10,609,378
Infraction Judgment Fines	\$3,999,350	\$0	\$0	\$3,999,350
Court Administration Fee	\$2,783,641	\$0	\$0	\$2,783,641
Public Defense Administration Fee	\$2,779,113	\$0	\$0	\$2,779,113
Additional Garnishee Defendants Service Fee	\$0	\$146	\$0	\$146
Civil Action Service of Process Fee	\$0	\$3,797	\$0	\$3,797
Small Claims Service of Process Fee	\$0	\$312,632	\$0	\$312,632
Civil Penalties for Local Ordinance Violations	\$0	\$148,960	\$506,578	\$655,538
Bond Administration Fee	\$0	\$1,555,110	\$0	\$1,555,110
Support Fee	\$40,595	\$60,633	\$0	\$101,228
Document Fee	\$0	\$1,156,236	\$0	\$1,156,236
Interest on Investments	\$2,195	\$3,934,973	\$0	\$3,937,168
<b>Total to General Funds</b>	<b>\$54,833,979</b>	<b>\$20,557,307</b>	<b>\$1,995,662</b>	<b>\$77,386,948</b>
<b>Revenues Distributed to User Funds</b>				
State portion of Drug Abuse, Prosecution Interdiction and Correction Fee	\$387,681	\$0	\$0	\$387,681
State portion of Alcohol Countermeasure Fee	\$862,484	\$0	\$0	\$862,484
State portion of Child Abuse Prevention Fee	\$31,873	\$0	\$0	\$31,873
Highway Worksite Fee	\$98,864	\$0	\$0	\$98,864
Safe School Fee	\$96,866	\$30,996	\$0	\$127,862
Automated Record Keeping Fee	\$10,696,143	\$0	\$0	\$10,696,143
Domestic Violence and Treatment Fee	\$139,371	\$0	\$0	\$139,371
<b>Total to User Funds</b>	<b>\$12,313,282</b>	<b>\$30,996</b>	<b>\$0</b>	<b>\$12,344,278</b>
<b>Revenue Distributed to Special Funds</b>				
Adult Probation User Fee	\$0	\$9,690,367	\$0	\$9,690,367
Juvenile Probation User Fee	\$0	\$332,169	\$0	\$332,169
Guardian ad Litem Fee	\$0	\$61,794	\$0	\$61,794
Problem-Solving Court User Fee	\$0	\$1,708,207	\$0	\$1,708,207

<b>Revenues Generated by Circuit, Superior, &amp; Probate Courts</b>	<b>State Funds</b>	<b>County Funds</b>	<b>Local Funds</b>	<b>Total</b>
Supplemental Public Defender Fee	\$127,400	\$3,076,726	\$0	\$3,204,126
Alternative Dispute Resolution (ADR) Fee	\$0	\$649,293	\$0	\$649,293
Fines and Forfeitures	\$1,628,042	\$0	\$0	\$1,628,042
Vehicle License Fee	\$136,383	\$0	\$0	\$136,383
Reimbursements to Dept. of Natural Resources	\$41,987	\$0	\$0	\$41,987
Judicial Insurance Adjustment Fee	\$557,505	\$0	\$0	\$557,505
County portion of Drug Abuse, Prosecution, Interdiction, and Correction Fee	\$0	\$1,171,623	\$0	\$1,171,623
County portion of Alcohol and Drug Countermeasures Fee	\$0	\$2,594,444	\$0	\$2,594,444
County portion of Child Abuse Prevention Fund	\$0	\$276	\$0	\$276
Pro Bono Fee	\$327,789	\$0	\$0	\$327,789
Prosecutorial Pretrial Diversion Fee	\$0	\$4,366,905	\$0	\$4,366,905
Prosecutorial Deferral Program Fee	\$0	\$4,117,063	\$103,272	\$4,220,335
DNA Sample Processing Fee	\$652,414	\$0	\$0	\$652,414
Sexual Assault Victims Assistance Fee	\$114,377	\$0	\$0	\$114,377
Late Surrender Fee	\$0	\$113,137	\$97,125	\$210,262
Late Payment Fee	\$0	\$465,508	\$0	\$465,508
Worksite Speed Limit Judgment	\$570,239	\$0	\$0	\$570,239
Document Storage Fee	\$0	\$2,958,968	\$0	\$2,958,968
Marijuana Eradication Program Fee	\$0	\$28,075	\$0	\$28,075
Jury Fee	\$0	\$2,815,845	\$0	\$2,815,845
Alcohol and Drug Services Fee	\$0	\$3,193,072	\$0	\$3,193,072
Law Enforcement Continuing Education Program Fee	\$0	\$578,347	\$226,892	\$805,239
Special Death Benefits Fee	\$264,741	\$0	\$0	\$264,741
Intra-state Transfer Probation Fee	\$0	\$118,237	\$0	\$118,237
Youth Tobacco Civil Penalty	\$0	\$0	\$0	\$0
Automated Record Keeping Fee (Deferred/Deferral Program)	\$102,537	\$0	\$0	\$102,537
Other	\$51,008	\$1,476,461	\$0	\$1,527,469
<b>Total to Special Funds</b>	<b>\$4,574,422</b>	<b>\$39,516,517</b>	<b>\$427,289</b>	<b>\$44,518,228</b>
<b>Total Generated Funds</b>	<b>\$71,721,683</b>	<b>\$60,104,820</b>	<b>\$2,422,951</b>	<b>\$134,249,454</b>

## 2024 REVENUES GENERATED BY CITY AND TOWN COURTS

Revenues Generated by City and Town Courts	State Funds	County Funds	Local Funds	Total
<b>Revenues Distributed to General Funds</b>				
Court Costs	\$3,656,590	\$1,332,139	\$1,632,904	\$6,621,633
Judicial Salaries Fee	\$1,113,363	\$0	\$360,348	\$1,473,711
Infraction Judgment Fines	\$1,870,064	\$0	\$0	\$1,870,064
Court Administration Fee	\$368,552	\$0	\$0	\$368,552
Public Defense Administration Fee	\$368,152	\$0	\$0	\$368,152
Additional Garnishee Defendants Service Fee	\$0	\$0	\$0	\$0
Support Fee	\$0	\$0	\$0	\$0
Civil Action Service of Process Fee	\$0	\$1,000	\$150	\$1,150
Small Claims Service of Process Fee	\$0	\$483	\$0	\$483
Civil Penalties for Local Ordinance Violations	\$0	\$5,620	\$828,803	\$834,423
Bond Administration Fee	\$0	\$0	\$179,090	\$179,090
Document Fee	\$0	\$4,281	\$7,775	\$12,056
Interest on Investments	\$0	\$0	\$33,098	\$33,098
<b>Total to General Funds</b>	<b>\$7,376,721</b>	<b>\$1,343,523</b>	<b>\$3,042,168</b>	<b>\$11,762,412</b>
<b>Revenues Distributed to User Funds</b>				
State portion of Drug Abuse, Prosecution, Interdiction, and Correction Fee	\$25,543	\$0	\$0	\$25,543
State portion of Alcohol and Drug Countermeasures Fee	\$72,011	\$0	\$0	\$72,011
State portion of Child Abuse Prevention Fee	\$0	\$0	\$0	\$0
Highway Worksite Fee	\$43,672	\$0	\$0	\$43,672
Safe School Fee	\$1,905	\$0	\$583	\$2,488
Automated Record Keeping Fee	\$1,389,415	\$0	\$0	\$1,389,415
<b>Total to User Funds</b>	<b>\$1,532,546</b>	<b>\$0</b>	<b>\$583</b>	<b>\$1,533,129</b>
<b>Revenues Distributed to Special Funds</b>				
Adult Probation User Fee	\$0	\$480,174	\$254,092	\$734,266
Juvenile Probation User Fee	\$0	\$0	\$0	\$0
Guardian ad Litem Fee	\$0	\$0	\$0	\$0
Problem-Solving Court User Fee	\$0	\$0	\$0	\$0
Supplemental Public Defender Fee	\$400	\$43,107	\$138,090	\$181,597
Alternative Dispute Resolution (ADR) Fee	\$0	\$0	\$0	\$0
Fines and Forfeitures	\$126,403	\$0	\$0	\$126,403

<b>Revenues Generated by City and Town Courts</b>	<b>State Funds</b>	<b>County Funds</b>	<b>Local Funds</b>	<b>Total</b>
Vehicle License Fee	\$70,779	\$0	\$0	\$70,779
Reimbursements to Dept. of Natural Resources	\$2,045	\$0	\$0	\$2,045
Judicial Insurance Adjustment Fee	\$75,233	\$0	\$0	\$75,233
County portion of Drug Abuse, Prosecution, Interdiction, and Correction Fee	\$0	\$76,529	\$0	\$76,529
County portion of Alcohol and Drug Countermeasures Fee	\$0	\$216,410	\$0	\$216,410
County portion of Child Abuse Prevention Fee	\$0	\$0	\$0	\$0
Domestic Violence and Treatment Fee	\$4,070	\$0	\$0	\$4,070
Prosecutorial Pretrial Diversion Fee	\$0	\$319,179	\$538,953	\$858,132
Prosecutorial Deferral Program Fee	\$0	\$396,497	\$1,000,949	\$1,397,446
Pro Bono Fee	\$1,191	\$0	\$0	\$1,191
DNA Sample Processing Fee	\$221,668	\$0	\$0	\$221,668
Sexual Assault Victims Assistance Fee	\$0	\$0	\$0	\$0
Late Surrender Fee	\$0	\$0	\$0	\$0
Late Payment Fee	\$0	\$4,727	\$379,454	\$384,181
Worksite Speed Limit Judgment	\$98,899	\$0	\$0	\$98,899
Document Storage Fee	\$0	\$13,800	\$415,135	\$428,935
Marijuana Eradication Program Fee	\$0	\$0	\$0	\$0
Jury Fee	\$0	\$402,457	\$0	\$402,457
Alcohol and Drug Services Fee	\$0	\$298	\$92	\$390
Law Enforcement Continuing Education Program Fee	\$0	\$9,639	\$272,067	\$281,706
Special Death Benefits Fee	\$22,475	\$0	\$0	\$22,475
Intrastate Transfer Probation Fee	\$0	\$0	\$0	\$0
Youth Tobacco Civil Penalty	\$40	\$0	\$0	\$40
Automated Record Keeping Fee (Deferred/Deferral Program)	\$16,960	\$0	\$0	\$16,960
Other	\$22,049	\$85,121	\$32,210	\$139,380
<b>Total to Special Funds</b>	<b>\$662,212</b>	<b>\$2,047,938</b>	<b>\$3,031,042</b>	<b>\$5,741,192</b>
<b>Total Generated Funds</b>	<b>9,571,479</b>	<b>\$3,391,461</b>	<b>\$6,073,793</b>	<b>\$19,036,733</b>

## 2024 REVENUES GENERATED BY MARION COUNTY SMALL CLAIMS COURTS

Revenue Generated by Marion County Small Claims Courts	State Funds	County Funds	Local Funds	Other	Total
<b>Revenues Distributed to General Funds</b>					
Judicial Salaries Fee	\$350,181	\$0	\$116,727	\$0	\$466,908
Public Defense Administration	\$155,636	\$0	\$0	\$0	\$155,636
Court Administration Fee – state portion	\$93,459	\$0	\$0	\$0	\$93,459
Filing Docket Fee	\$0	\$0	\$1,066,170	\$0	\$1,066,170
Redocketing Fee	\$0	\$0	\$103,374	\$0	\$103,374
Docket Fee paid to Low Caseload Court	\$0	\$0	\$85,905	\$0	\$85,905
<b>Total to General Funds</b>	<b>\$599,276</b>	<b>\$0</b>	<b>\$1,372,176</b>	<b>\$0</b>	<b>\$1,971,452</b>
<b>Revenues Distributed to User Fee Funds</b>					
Automated Record Keeping Fee	\$622,544	\$0	\$0	\$0	\$622,544
<b>Total to User Fee Funds</b>	<b>\$622,544</b>	<b>\$0</b>	<b>\$0</b>	<b>\$0</b>	<b>\$622,544</b>
<b>Revenues Distributed to Special Funds</b>					
Judicial Insurance Adjustment	\$31,127	\$0	\$0	\$0	\$31,127
Court Administration – township portion	\$0	\$0	\$62,254	\$0	\$62,254
Pro Bono Fee	\$31,127	\$0	\$0	\$0	\$31,127
Document Storage	\$0	\$155,636	\$0	\$0	\$155,636
Other Fees	\$0		\$13,897	\$0	\$13,897
<b>Total to Special Funds</b>	<b>\$62,254</b>	<b>\$155,636</b>	<b>\$76,151</b>	<b>\$0</b>	<b>\$294,041</b>
<b>Total Generated Funds</b>	<b>\$1,284,074</b>	<b>\$155,636</b>	<b>\$1,448,327</b>	<b>\$0</b>	<b>\$2,888,037</b>

<b>Service of Process Fee</b>					
Service of Process Fee for Certified Mail (paid directly to the Constables)	\$0	\$0	\$0	\$0	\$0
Service of Process Fee for Personal Service (paid directly to Constables)	\$0	\$0	\$0	\$798,995	\$798,995

*Service of Process fee is not included in the final total as it is paid by the litigants and goes directly to the constables for personal service or certified mail service.*

## DISTRIBUTION OF REVENUE

Revenue collected by a court is disbursed to state, county, or local general funds, user fee funds, or special funds used for specific programs or initiatives. Marion County Small Claims Courts (townships) have fees unique to their nine courts.

### GENERAL REVENUE FUND

A general fund consists of all money paid into the state, county, or local treasury not required for a specific purpose by constitution, statute, or local ordinance. These fees are disbursed into a state, county, or local general fund:

- Court Administration Fee
- Court Costs (except Marion County Small Claims (Township) Courts)
- Deferred Prosecution Fee (assessed in pretrial diversion programs for certain Level 5 and 6 felonies and misdemeanors)
- Infraction Judgment Collections
- Judicial Salaries Fee
- Public Defense Administration Fee
- Support and Maintenance Fee
- Bond Administration Fee
- Civil Action Service Fee
- Civil Garnishee Defendant Service Fee
- Civil Penalties for Local Ordinance Violations
- Document Fee
- Small Claims Garnishee Defendant Service Fee

### STATE USER FEE FUND

Statutes require revenue generated from these fees to be distributed to the State User Fee Fund:

- Automated Record Keeping Fee
- Child Abuse Prevention Fee
- Alcohol and Drug Countermeasures Fee
- Domestic Violence Prevention & Treatment Fee
- Drug Abuse, Prosecution, Interdiction, and Correction Fee
- Highway Worksite Fee
- Safe Schools Fee

The State Treasurer distributes \$1,288,000 twice a year (June 30 and December 31) from the State User Fee Fund to the State Comptroller. The Comptroller then allocates the funds to specific state programs based on statutory percentages.

- 14.98% to the Alcohol and Drug Countermeasures Fund
- 8.42% to the Drug Interdiction Fund
- 4.68% to the Drug Prosecution Fund
- 5.62% to the Corrections Drug Abuse Fund
- 22.47% to the State Drug Free Communities Fund
- 7.98% to the Indiana Department of Transportation for use under Ind. Code § 8-23-2-15
- 20.32% to the Family Violence and Victim Assistance Fund
- 15.53% to the Indiana Safe Schools Fund

After each semiannual distribution, the State Treasurer distributes any amount remaining in the State User Fee Fund to the State General Fund. See Ind. Code § 33-37-9-4.

## COUNTY AND CITY/TOWN USER FEE FUNDS

Each county has a County User Fee Fund, administered by the county auditor, to finance various programs such as a pretrial diversion or deferral program, informal adjustment programs for juveniles, marijuana eradication programs, alcohol and drug services programs, continuing education for law enforcement, payment for jurors, and problem-solving courts.

Every city or town that has established a city or town court is authorized by state statute to have a City/Town User Fee Fund for the purposes of supplementing the funds available to run a pretrial diversion or deferral program, to provide for the continuing education of law enforcement officers, for local problem-solving courts, and for a local alcohol and drug services program. The following fees fall into the County and City/Town User Fee Funds:

- Alcohol and Drug Services Program Fee
- Deferral Program Fee (assessed in deferral programs for infractions and ordinance violations)
- Jury Fee
- Law Enforcement Continuing Education Program Fee
- Marijuana Eradication Program Fee
- Pretrial Diversion Program Fee (assessed in pretrial diversion programs for misdemeanors)
- Problem-Solving Court Fee

State statutes dedicate the revenue generated from these fees/costs to specific programs or initiatives:

- Adult Probation User and Administration Fees
- Alcohol Abuse Deterrent Program Fee and Medical Fee
- Alcohol and Drug Countermeasures Fee
- Alternative Dispute Resolution Fee (ADR)
- Bail Bond Fee
- Child Restraint System Violation Fine
- DNA Sample Processing Fee
- Document Storage Fee
- Drug Abuse, Prosecution, Interdiction, and Corrections Fee
- Emergency Medical Services Restitution Fee
- Fines and Forfeitures
- Guardian ad Litem/Court Appointed Special Advocate User Fee (Dissolution or Legal Separation Actions)
- Guardian ad Litem/Court Appointed Special Advocate User Fee (Juvenile Actions)
- Interstate Probation Transfer Fee
- Intrastate Probation Transfer Fee
- Judicial Insurance Adjustment Fee
- Juvenile Probation User Fees
- Late Surrender Fee
- Late Payment Fee
- Pretrial Services Fee
- Pro Bono Services Fee
- Reimbursement of Incarceration Costs

- Reimbursements to County or Municipality for Public Defense Expenditures
- Reimbursements to Department of Natural Resources
- Service of Process Fee
- Service of Process Fee (civil actions filed outside of Indiana)
- Sexual Assault Victims Assistance Fee
- Special Death Benefit Fee
- Vehicle License Judgments (Overweight Vehicle Cases)
- Worksite Speed Limit Judgments
- Youth Tobacco Civil Penalty

## **REVENUE UNIQUE TO MARION COUNTY SMALL CLAIMS COURTS**

The township courts assess many of the other fees assessed in small claims case fees heard by county trial courts. The following costs/fees are only assessed by the nine Marion County Small Claims Courts.

- Filing Fee and Township Docket Fee
- Redocketing Fee
- Service of Process Fee (Certified Mail)
- Service of Process Fee (Personal Service)

Ind. Code § 33-34-8-5 requires the Marion Circuit Judge to name two of the nine Marion County Small Claims Courts as low caseload courts. Beginning July 1, 2015, all Marion County Small Claims Courts that are not designated as low caseload courts began sending \$1.50 of the township docket fee to the township trustee of each low caseload court on a monthly basis.

## CASELOAD STATISTICS OF INDIANA TRIAL COURTS

### OVERVIEW OF INDIANA CASELOAD STATISTICS

Ind. Code § 33-24-6-3(a)(2) requires IOCS to collect and compile statistical data on the judicial work of the courts. Each quarter, Indiana courts report their caseloads by electronically submitting a Quarterly Case Status Report (QCSR) using the Indiana Courts Online Reports (ICOR) system through INCite, the judicial system's secure extranet for court information. The QCSR reports contain summary information, by case type, on the number of cases filed and pending, the movement of cases between courts via transfer or venue, and the method by which cases were disposed of during a reporting period. Due to the significant amount of information and for ease of use, caseload data is published with this report in Excel format only.

In addition to the cases administered by a specific court, the QCSR tracks the number of judicial resources available to a court and the time a judge spends hearing cases in another court. The QCSR also captures other case-related information used to administer and improve court projects and initiatives. For example, data is collected tracking the number of cases:

- referred to alternative dispute resolution
- requiring the appointment of pauper counsel
- requiring the services of a court interpreter; and
- requiring the appointment of a Guardian ad Litem or court appointed special advocate (juvenile cases only)

Case information is tracked using the case type classification codes outlined in Admin. Rule 8(B)(3). An administrative case type called "court business record" is recorded but is not counted in a court's weighted caseload. Case type designations and categories are as follows.

### CRIMINAL CASE TYPES

If a defendant is charged with multiple offenses, the case is counted once under the most serious charge. Although the prosecutor may amend the charges after filing, for administrative purposes a case continues with its initial case designation in the statistical reports. Each defendant is assigned a case number.

Criminal felony filings, except for Murder, are categorized and reported on the quarterly case status report on ICOR either as Class A felony (FA), Class B felony (FB), Class C felony (FC), Class D felony (FD) or as Felony Level 1 (F1), Felony Level 2 (F2), Felony Level 3 (F3), Felony Level 4 (F4), Felony Level 5 (F5) and Felony Level 6 (F6) depending on when the alleged crime occurred. Felonies occurring prior to July 1, 2014, are reported as Classes, and felonies occurring on or after July 1, 2014, are reported as Levels.

**MR – Murder:** All murder cases are filed under this category. If the State seeks either the death penalty or life without parole, that information is also collected and reported in the QCSR under the additional information section.

**CF – Criminal Felony:** This category includes all cases filed prior to January 1, 2002, as Murder or Class A, B, and C felonies. Although new filings are not permitted for this

category, existing cases with a CF designation are still reported and disposed of in this category.

### **FELONIES COMMITTED BETWEEN JANUARY 1, 2002, AND JUNE 30, 2014**

**FA – Class A Felony:** Examples include kidnapping, voluntary manslaughter with a deadly weapon, and arson involving bodily injury.

**FB – Class B Felony:** Examples include aggravated battery, rape, child molesting, carjacking, and armed robbery.

**FC – Class C Felony:** Examples include involuntary manslaughter, robbery, burglary, and reckless homicide.

**FD – Class D Felony:** All Class D felonies filed on or after January 1, 2002, plus all Class D felonies filed before January 1, 2002, that have the case type DF are filed under the FD category. Examples of crimes in this category include theft, receiving stolen property, computer tampering, and fraud.

### **FELONIES COMMITTED ON OR AFTER JULY 1, 2014**

**F1 – Level 1 Felony:** Examples include home invasions with serious bodily injury, attempted murder, and/or dealing controlled substance.

**F2 – Level 2 Felony:** Examples include voluntary manslaughter and armed dwelling burglary.

**F3 – Level 3 Felony:** Examples include aggravated battery and child molesting.

**F4 – Level 4 Felony:** Examples include dwelling burglary and dealing in cocaine (1 – 5 grams).

**F5 – Level 5 Felony:** Examples include kidnapping, involuntary manslaughter, and reckless homicide.

**F6 – Level 6 Felony:** Examples include theft and battery with moderate bodily injury.

### **MISDEMEANORS AND OTHER CRIMINAL CASE TYPES**

**CM – Criminal Misdemeanor:** This category includes all criminal cases filed as misdemeanors. Examples of crimes in this category are criminal trespass, check deception, harassment, and battery.

**PC – Post – Conviction Petition:** This category includes all petitions for post-conviction relief filed under the Post-Conviction Rules. Although this case type is a civil case, it is listed after the criminal case types on the QCSR and in this report.

**MC – Miscellaneous Criminal:** This category includes all criminal matters which are not easily classified as felony or misdemeanor and are not part of an ongoing proceeding. An example of a case falling into this category is a probable cause hearing for a criminal charge not yet filed. A search warrant issued before charges are filed is assigned an MC case and results in a bench disposition. If charges are filed, then a case in the appropriate category is opened.

**RF – Red Flag:** Ind. Code § 35-47-14-3 (Ind. Code § 35-47-14-2) Indiana’s “Red Flag” or “Jake Laird” law permits a law enforcement officer to seize firearms without a warrant if the officer believes an individual is dangerous. If firearms are seized, law enforcement must file an affidavit with the court using the RF case type stating the basis for believing the individual is dangerous, and the quantity and type of firearm(s) seized.

## CIVIL VIOLATIONS

Infractions and Ordinance Violations are civil violation case types. They are listed after the criminal case types on the QCSR and in this report.

**IF – Infractions:** Infractions are typically traffic-related offenses brought in the name of the State and prosecuted by the prosecuting attorney. Like criminal cases and ordinance violations, multiple offenses (i.e., multiple tickets or citations issued to the same individual or arising from the same circumstances) result in only one case filing.

**OV/OE – Ordinance Violations:** Local ordinance violations are enforced through court proceedings or a municipal corporation’s ordinance violations bureau. Ordinance violation cases are brought in the name of the municipal corporation and prosecuted by the municipal attorney. All moving traffic violations are enforced through a court proceeding. If a local ordinance violation is heard in court, an OV case type is assigned. Local ordinance violations enforced by municipal ordinance violations bureaus are not court cases and, therefore, are not assigned a case type/case number. The OE case type is no longer used.

## JUVENILE CASE TYPES

Admin. Rule 1 requires the circuit court clerk to assign a separate case number to each child who is the subject of a juvenile case regardless of familial relationship to another child. Indiana Trial Rules allow cases of related children and other related cases to be joined for hearing.

**JC – Juvenile CHINS (Child in Need of Services):** This category reflects cases where a child is alleged to be a child in need of services as defined by Ind. Code § 31-34-1-1 et seq. Examples include a child who is not receiving or is unlikely to receive care, treatment, or rehabilitation without court intervention.

**JD – Juvenile Delinquency:** Cases in which a child is charged with a delinquent act are filed in this category. Ind. Code § 31-37-1-2 defines a delinquent act as one committed by a child less than eighteen (18) years of age and is a crime if committed by an adult. The case is recorded as a new filing when a petition for detention hearing or a petition alleging delinquency is filed.

**JS – Juvenile Status:** Cases in which the offense is illegal because it is committed by a minor are filed in this category. Examples include curfew violations, school truancy, and underage alcohol purchase or consumption.

**JP – Juvenile Paternity:** This category includes paternity actions filed by any of the parties specified by statute, including the prosecutor. Ind. Code § 31-14-4-1 identifies who may file paternity actions.

**JM – Juvenile Miscellaneous:** This category applies to juvenile matters not listed in the previous juvenile case type categories, including court approval of informal adjustments. An informal adjustment is a disposition by court order approving a signed agreement resolving a potential juvenile delinquency or CHINS case.

**JT – Termination of Parental Rights:** This category includes all proceedings for the termination of parental rights. In termination of parental rights cases involving multiple children, a separate case number is assigned to each child.

**JQ – Juvenile Protection Order:** This category only applies to protection order petitions filed by the Indiana Department of Child Services (DCS) under Ind. Code § 31-34-2.3-2 .

## CIVIL CASE TYPES

Civil cases are filed when the plaintiff or petitioner seeks monetary damages or court redress.

**CP – Civil Plenary:** All Civil Plenary cases filed before January 1, 2002, have the CP case type designation.

**PL – Civil Plenary:** All Civil Plenary cases filed on or after January 1, 2002, receive the PL designation. Civil cases, not otherwise specifically included in another case type category, are filed with this designation. These cases may be more complex, and do not involve mortgage foreclosure or the collection of outstanding debt. Frequently cases involving contract disputes and actions seeking equitable or injunctive relief are assigned this case type.

**MF – Mortgage Foreclosure:** All Mortgage Foreclosure cases filed after January 1, 2002, are reported in this category.

**CC – Civil Collection:** All Civil Collections filed after January 1, 2002, are reported in this category, and may include the following: suits on notes and accounts, general collection suits, landlord/tenant suits for collection, and tax warrants. If these cases are filed on the small claims docket of a court or the small claims division of a multi-division court, the SC case type is used.

**CT – Civil Tort:** Cases founded in tort and filed on the regular civil docket of the court are included in this category. Small claims, which also could be founded in tort, are included in the SC case type.

**SC – Small Claims:** Cases filed on the small claims docket of the circuit or superior court as established by Ind. Code § 33-28-3-2 , Ind. Code § 33-29-2-2 , and Small Claims Rule 1 receive this case type. When cases are transferred from the small claims docket to the plenary docket, a filing fee is charged, and the claim loses its small claim status. See Ind. Code § 33-29-2-7(d). While city and town courts may have cases that fall within the monetary limits of small claims jurisdiction, those cases are not defined as small claims by the statutes cited above and are filed as PL (Civil Plenary) or CC (Civil Collections) cases depending upon the nature of the action.

Effective July 1, 2021, the jurisdictional limit for Small Claims cases increased to \$10,000.00.

**EV – Eviction:** Effective January 1, 2021, the EV case type is used for residential or commercial evictions including claims for related damages. An EV case can be filed on either the small claims docket or the civil docket depending on the amount in controversy.

**DR – Domestic Relations:** Actions involving petitions for dissolution of marriage, legal separation, and petitions to establish child support are filed in this category. This case type was used for new filings until December 31, 2016.

**DC – Domestic Relations with Children:** Actions involving petitions for dissolution of marriage, legal separation, and petitions to establish child support where the family unit involves children are filed in this category. This new case type was effective January 1, 2017, for new filings.

**DN – Domestic Relations Not Involving Children:** Actions involving petitions for dissolution of marriage and legal separation where the family unit does not involve children are filed in this category. This new case type was effective January 1, 2017, for new filings.

**RS – Reciprocal Support:** Actions for reciprocal enforcement of child support and petitions for modification of support or custody and/or support under the 2007 Amended Uniform Child Custody Jurisdiction Act are filed under this case type.

**MH – Mental Health:** Proceedings involving mental health commitments, including temporary commitments, regular commitments, or termination of a commitment are filed under this case type.

**AD – Adoption:** Petitions for adoption are filed under this case type. Commencing January 1, 2002, petitions seeking release of adoption records are also filed under this case type.

**ES – Supervised Estates:** All probate estate cases are filed under this category unless the court grants a petition for unsupervised administration (see EU case type below).

**EU – Unsupervised Estates:** Probate estate cases for which a petition requesting unsupervised administration is filed along with a petition for probate of the will and letters testamentary or for appointment of an administrator are filed under this case type. If a court revokes an order for the unsupervised administration of an estate per Ind. Code § 29-1-7.5-2(d), the case type is changed to the ES case type.

**EM – Miscellaneous Estate Matters:** All matters related to estates that do not require payment of a filing fee are filed under this case type. Examples include pleadings related to filing inheritance tax returns, spreading of the will of record (Ind. Code § 29-1-7-4), opening bank lock boxes, and objections to probate of will (Ind. Code § 29-1-7-16).

**GU – Guardianship:** Petitions for appointment of guardians are filed under this case type. A guardianship case is considered “closed” when the court enters an order appointing and approving the guardianship.

**GM – (Guardianship Miscellaneous):** A new case type as of January 1, 2020 used for proceedings filed under Ind. Code § 29-3-4, including petitions for protective orders for

the benefit of a person who has been adjudicated an incapacitated person or a minor who owns property or has income that requires management/protection, has financial/business affairs that may be jeopardized or impaired, or has property that needs to be managed to provide for support of the incapacitated person.

**TP – Tax Petition:** A new case type effective January 1, 2017, used for petitions for a deed in a tax sale. The buyer at the tax sale must send certified mail notices to all owners within nine months of the sale allowing the owner to redeem the property by the end of the one-year period. The existing owner of the property has one year to redeem the property after a tax sale. If the owner does not redeem, the tax sale buyer of the property may petition the court for a deed.

**TR – Trusts:** This case type is for trust matters before the court, including trusts that have been created through an estate and are separately docketed and reported from the estate or trusts that by their terms require court docketing.

**TS – Tax Sale:** The Tax Sale became a new case type on January 1, 2017. After a landowner has been delinquent on taxes for three periods (eighteen months), the county treasurer, on or before July 1 or 51 days after the tax payment due date, certifies the list of eligible parcels for tax sale. See Ind. Code § 6-1.1-24-1(a). The county auditor then sends a certified notice and publishes newspaper advertisements alerting the landowner of the lien on the property and that it will be sold at a tax sale. If the landowner does not pay the delinquent taxes, the auditor files an Application for Judgment for the collection of the unpaid tax liens, and this application, which may relate to multiple properties and owners, is docketed as a single TS case. See Ind. Code § 6-1.1-24-4.6(b).

**PO – Protective Order:** New petitions for protective orders which are not part of an ongoing process (such as marriage dissolution) are filed in this category. However, if the parties later file a petition for dissolution, the cases remain separate for reporting, enforcement, and retention purposes.

**XP – Expungement:** This is a new case type as of July 1, 2015, and includes expungement petitions filed under Ind. Code § 35-38-9.

**MI – Civil Miscellaneous:** Routine civil matters which are not easily categorized in other areas, and which are not part of any other pending litigation are reported in this category. Examples are petitions for name change, appointments of appraisers, petitions for emancipation, a proceeding to reinstate a driver's license that was administratively suspended, a Habeas Corpus case, and marriage waivers.

## **COURT BUSINESS RECORD**

**CB – Court Business Record:** This category is intended for non-case specific matters, such as the appointment of a judge *Pro tem*, drawing the jury, adopting or amending local rules, or recording a foreign protective order. This designation provides a way to number and find records that do not pertain to any specific case. These matters are not counted as cases and do not affect the court's weighted caseload.

## METHODS OF DISPOSITION

The Quarterly Case Status Reports also include summary case disposition information. A brief description of each method of disposition follows:

**Jury Trial:** This category is applicable to cases where a trial begins with a jury. This type of disposition is limited to cases where the jury is seated and sworn, and the court has received evidence, and the jury rendered a verdict, or the case was resolved in some manner prior to the announcement of a verdict.

**Bench Trial:** This category is applicable to cases disposed after a trial without a jury in which a witness has been sworn in to testify and the court entered a judgment, or the case was resolved prior to the announcement of a judgment.

**Bench Disposition:** This category is applicable to cases that are disposed by final judicial determination of an issue, but where no witnesses are sworn, and no evidence is introduced. These dispositions include decisions on motions for summary judgment, hearings on other dispositive motions, and settled cases in which the parties tender an agreed judgment to the court for approval which can then be enforced through proceedings supplemental to execution. Approval of informal adjustments in juvenile matters and issuance of search warrants unrelated to any pending case also generally fall into this category.

**Dismissed:** This category applies to cases which are dismissed either by the court on its own motion (Indiana Trial Rule 41), upon the motion of a party, or upon an agreed entry as the result of settlement between the parties.

**Default:** This category is applicable only in civil cases, infractions, and ordinance violations where the defendant fails to follow Indiana Trial Rules, and a judgment of default is entered by the court.

**Deferred/Diverted:** This category is applicable if a prosecutor and defendant agree to defer prosecution or if the defendant enters a diversion program. Although the case is not formally dismissed until the deferral obligations are completed, this category allows criminal courts to reduce their pending caseloads by the number of cases where the cases will be dismissed. Likewise, even though diversion programs are often part of a guilty plea, they fall into this category as a way for the state to track the number of defendants consenting to diversion programs.

**Guilty Plea/Admission:** This category is applicable in cases in which the defendant pleads guilty to an offense or admits to the commission of an infraction or ordinance violation. Infraction and ordinance violation cases are only reflected in this disposition category if the case comes before the court for decision. Admission by mail or through a court clerk or violations bureau clerk is counted as being disposed of by a traffic violations bureau. Also included in this category are dispositions of juvenile cases where the juvenile admits the claims, the father admits paternity, and a party admits the claims in the protective order.

**Traffic Violations Bureau:** This disposition category only applies to infraction and ordinance violations. Ind. Code § 34-28-5-7 allows any court to set up a traffic violations

bureau and appoint a violations clerk to serve under the direction of the court. The court must designate those traffic violations that are within the authority of the violations clerk. This category is used when the defendant chooses to pay the penalty for the violation by mailing or delivering payment to the violations clerk or by making payment online without going to court.

**Closed:** This category is applicable to the routine closing of estate or adoption proceedings and termination of a trust or guardianship. Also included in this category are cases where the defendant has filed bankruptcy, or the case is removed to federal court.

**FTA/FTP:** This category includes ordinance violation cases and infraction cases in which the defendant fails to appear or fails to pay. Once counted in this category, the case is not recounted even if the defendant later appears, pays, or proceeds to a full trial.

**Other:** Any case disposition not accounted for in the preceding categories is included here. Example: a case was opened in error.

## MOVEMENT OF CASES

In addition to cases filed and disposed of, cases may be venued or transferred between courts.

**Venued In/Out:** Cases filed in a court that are later moved to another county for any reason are listed in this category.

**Transferred In/Out:** Cases transferred from one court to another within the same county, or from one court docket to another (such as a move from small claims docket to the civil plenary docket), are recorded here. In the event a motion for change of venue from the judge results in a transfer of the case to another court in the same county, the case is also counted in this category.

For more detailed information about case assignments and case disposition, please refer to the instructions for reporting requirements in the Quarterly Case Application Guide(QCSR) and the Case Type Quick Reference Guide located at [ICOR Administrative Forms and Application Guides website](#).

## CASE TYPES AND ABBREVIATIONS

	Case Type	Abbreviation	Case Type	Abbreviation
<b>Criminal</b>	Murder	<b>MR</b>	Level 2 Felony	<b>F2</b>
	Life without Parole**	<b>LP**</b>	Level 3 Felony	<b>F3</b>
	Death Penalty**	<b>DP**</b>	Level 4 Felony	<b>F4</b>
	Felony* (Filed Prior to 1/1/02)	<b>CF*</b>	Level 5 Felony	<b>F5</b>
	A Felony	<b>FA</b>	Level 6 Felony	<b>F6</b>
	B Felony	<b>FB</b>	Post-Conviction Relief	<b>PC</b>
	C Felony	<b>FC</b>	Criminal Misdemeanor	<b>CM</b>
	D Felony	<b>FD</b>	Miscellaneous Criminal	<b>MC</b>
	Level 1 Felony	<b>F1</b>	Red Flag	<b>RF</b>
<b>Civil Violations</b>	Infractions	<b>IF</b>	Ordinance Violations	<b>OV/OE*</b>
<b>Juvenile</b>	Juvenile CHINS	<b>JC</b>	Juvenile Paternity	<b>JP</b>
	Juvenile Delinquency	<b>JD</b>	Juvenile Miscellaneous	<b>JM</b>
	Juvenile Status	<b>JS</b>	Juvenile Termination of Parental Rights	<b>JT</b>
	Juvenile Protection Order	<b>JQ</b>		
<b>Civil</b>	Civil Plenary* (Filed Prior to 1/1/02)	<b>CP*</b>	Estates – Supervised	<b>ES</b>
	Civil Plenary (Filed after 1/1/02)	<b>PL</b>	Estates – Unsupervised	<b>EU</b>
	Mortgage Foreclosure	<b>MF</b>	Estates – Miscellaneous	<b>EM</b>
	Civil Collections	<b>CC</b>	Guardianship	<b>GU</b>
	Civil Tort	<b>CT</b>	Guardianship Misc.	<b>GM</b>
	Small Claims	<b>SC</b>	Trusts	<b>TR</b>
	Eviction	<b>EV</b>	Protective Orders	<b>PO</b>
	Domestic Relations*	<b>DR*</b>	Expungements	<b>XP</b>
	Domestic Relations with Children	<b>DC</b>	Civil Miscellaneous	<b>MI</b>

	Case Type	Abbreviation	Case Type	Abbreviation
	Domestic Relations No Children	<b>DN</b>	Court Business (Administrative Case Type)	<b>CB</b>
	Reciprocal Support	<b>RS</b>	Tax Sale	<b>TS</b>
	Mental Health	<b>MH</b>	Tax Petition	<b>TP</b>
	Adoption	<b>AD</b>		

*\*These case types are no longer used for new filings.*

*\*\*These case types are subtypes of Murder and are used for statistical reporting purposes only.*

## COURT SERVICES INFORMATION

The cases filed in the courts are assigned to a particular court according to the county's caseload allocation plan. Various court services are provided based on the individual needs of the litigants and the judges. The following are services and judicial provisions tracked on the quarterly statistical forms.

**Special Judge Service:** In accordance with Trial Rules 76, 79, and 79.1, and [Administrative Rule 21](#) a special judge can assume jurisdiction over a case. Courts report cases where the reporting judge serves as a special judge on another court's case and a special judge is serving in the reporting court. The assignment of a special judge is reported in the quarter in which the special judge is assigned.

**Cases with Unrepresented (Pro Se) Litigants:** Courts report cases in this category if a party proceeds without attorney representation at any point in the case while the case remains open. A case is only reported once, even if several parties are without attorney representation, or if the litigant's representation status changes one or more times during the life of the case. The criminal and juvenile courts count a criminal or juvenile case as unrepresented if, after the hearing in which the defendant is offered an attorney, the defendant refuses one and acts on his/her own behalf thereafter. For a civil case, the courts decide unrepresented status starting from the moment the complaint or petition is filed. If a plaintiff files a civil case without the assistance of an attorney, the court counts that case as unrepresented. If a defendant files a document or attends a hearing without an attorney, the court counts the case as unrepresented, unless the plaintiff's unrepresented status was already reported. Frequently, courts that exercise small claims jurisdiction and/or handle infractions and ordinance violations have multiple cases falling into this category. Litigants who are defaulted are not counted as unrepresented since information about representation was not obtained. A case may be counted as unrepresented at any time when at least one party is acting on his or her own behalf without the assistance of counsel. Courts may look to appearance forms, filings (if a person files something or appears without an attorney), attendance at hearings without attorney representation or any other factor for this determination. The Indiana Supreme Court uses the statistics reported on this line to provide enhanced resources tailored for unrepresented litigants. Litigants previously called Pro Se are now called Unrepresented Litigants.

**Cases Referred to Alternative Dispute Resolution:** As defined by Indiana Alternative Dispute Resolution Rule 1.1, recognized alternative dispute resolution (ADR) methods include arbitration, mediation, conciliation, facilitation, mini-trials, summary jury trials, private judges, convening or conflict assessment, neutral evaluation and fact-finding, multi-door case allocations, and negotiated rulemaking. A court may order any covered case to continue with ADR before conducting further court proceedings. If ADR is successful on all issues before the court, then the court will report the case dismissed as the disposition type. Regardless of whether ADR is successful, the courts report the referral on the quarterly statistical report in the quarter of the ADR referral. These statistics are used by the Indiana Supreme Court to encourage ADR plans and other services for the courts to resolve cases outside of the courtroom. Currently, IOCS

administers Family Court ADR plans for domestic relations cases and juvenile paternity cases.

**Appointment of Public Defenders:** Courts report the cases where a public defender was appointed at county expense or partial county expense.

**Appointment of GAL/CASA:** Guardians ad litem (GAL) and Court Appointed Special Advocates (CASA) are reported in certain case types, and the reported numbers correspond with the related county GAL/CASA program. The Indiana Supreme Court uses these statistics to support grant proposals and identify counties in need of more resources. Courts report the case in the first quarter in which a guardian or advocate is appointed during the life of the case.

**Use of Court Interpreters:** Courts report the appointment of a court interpreter as well as the language interpreted in the first quarter that the interpreter is used in the case. The Indiana Court Interpreter Program currently offers certification opportunities in eighteen languages including Spanish, Mandarin, Polish, Vietnamese, and Korean.

For more detailed information on case assignments and case dispositions, please refer to instructions in the Quarterly Case Application Guide(QCSR) and the Case Type Quick Reference Guide located at [ICOR Administrative Forms and Application Guides website](#).

## CASE FILINGS

### CASES FILED – ALL COURTS

Cases Filed – All Courts	2015	2016	2017	2018	2019	2020	2021	2022	2023	2024
<b>Criminal</b>										
Murder	232	243	223	261	235	319	327	332	295	287
Class A Felony	345	141	82	100	55	53	43	50	40	40
Class B Felony	391	85	57	38	19	25	20	17	18	32
Class C Felony	761	407	295	203	103	100	115	58	80	124
Class D Felony	1,023	559	346	128	69	118	93	82	99	224
Level 1 Felony	421	487	471	503	538	610	636	628	657	657
Level 2 Felony	1,261	1,467	1,716	1,843	1,989	1,883	2,097	1,896	2,073	1855
Level 3 Felony	2,152	2,374	2,512	2,483	2,446	2,185	2,219	2,091	2,092	2,040
Level 4 Felony	3,162	3,592	3,555	3,521	3,479	3,204	3,406	3,288	3,418	3,190
Level 5 Felony	9,966	10,679	11,238	11,222	11,045	10,556	11,117	10,939	12,355	11,822
Level 6 Felony	43,868	50,581	56,511	57,942	58,016	52,863	52,685	49,521	50,334	49,099
Misdemeanor	140,161	144,136	148,641	144,833	141,887	113,195	111,514	110,571	114,639	116,394
Post-Conviction	1,035	1,068	1,000	961	948	870	721	792	829	919
Misc. Criminal	51,023	56,006	61,635	67,169	72,791	64,901	73,444	72,670	79,980	81,455
Red Flag	-	-	-	-	-	-	-	-	620	634
<b>Sub-Total</b>	<b>255,801</b>	<b>271,825</b>	<b>288,282</b>	<b>291,207</b>	<b>293,620</b>	<b>250,882</b>	<b>258,437</b>	<b>252,935</b>	<b>267,529</b>	<b>268,772</b>
<b>Civil Violations</b>										
Infractions	501,825	455,192	458,359	410,891	396,331	259,651	298,418	295,628	316,604	322,465
Ord. Violations	78,406	64,821	59,634	53,736	47,814	32,644	31,909	33,652	33,665	31,928
<b>Sub-Total</b>	<b>580,231</b>	<b>520,013</b>	<b>517,993</b>	<b>464,627</b>	<b>444,145</b>	<b>292,295</b>	<b>330,327</b>	<b>329,280</b>	<b>350,269</b>	<b>354,393</b>
<b>Juvenile</b>										
CHINS	17,491	20,063	20,068	15,375	13,610	12,208	10,406	8,894	9,843	12,876
Delinquency	14,297	13,804	13,638	11,936	11,409	8,545	8,145	9,728	11,349	10,538
Status	4,149	3,426	3,787	3,639	3,890	3,792	3,048	2,902	2,817	2,906
Paternity	15,982	16,375	14,673	14,343	15,582	10,910	12,791	12,639	13,647	13,881
Miscellaneous	13,821	14,547	15,607	14,551	14,396	12,145	11,894	10,644	11,137	11,673
Term. Par. Right	3,121	4,284	4,844	5,657	5,700	4,820	4,670	3,926	3,590	3,357
Juvenile Protection Order	-	-	-	44	32	13	21	9	20	33
<b>Sub-Total</b>	<b>68,861</b>	<b>72,499</b>	<b>72,617</b>	<b>65,545</b>	<b>64,619</b>	<b>52,433</b>	<b>50,975</b>	<b>48,742</b>	<b>52,403</b>	<b>55,264</b>
<b>Civil</b>										
Plenary	14,521	14,521	16,239	13,640	12,153	11,763	10,616	11,082	10,826	10,718
Mortgage Foreclosure	19,023	19,023	15,752	15,153	13,438	13,287	4,311	2,989	8,978	91,20
Civil Collections	56,762	56,762	65,555	72,981	90,511	106,437	75,917	80,895	92,343	140,846
Civil Tort	11,376	11,376	11,899	11,879	12,730	11,982	12,136	11,292	13,617	13,086
Small Claims	226,092	226,092	209,698	195,160	195,862	174,252	114,329	79,728	76,744	77,278
Eviction	-	-	-	-	-	-	-	50,767	71,332	68,866
Domestic Rel.	32,822	32,822	31,754	-	-	-	-	-	-	-
Domestic Rel. W/Child	-	-	-	15,522	14,756	14,677	12,939	13,472	12,819	12,102
Domestic Rel. No Child	-	-	15,996	15,850	15,947	14,609	15,633	14,674	15,332	14,652
Recip. Support	2,395	2,172	1,724	1,679	1,852	1,244	1,336	1,315	1,227	1,285

<b>Cases Filed – All Courts</b>	<b>2015</b>	<b>2016</b>	<b>2017</b>	<b>2018</b>	<b>2019</b>	<b>2020</b>	<b>2021</b>	<b>2022</b>	<b>2023</b>	<b>2024</b>
Mental Health	11,657	13,477	15,188	15,821	17,822	18,061	18,889	19,035	18,970	19,223
Protective Order	32,886	35,189	35,944	34,444	34,896	32,200	36,107	37,372	39,019	39,598
Expungement	2,572	6,660	7,303	7,493	8,632	9,268	10,439	10,240	11,309	10,069
Tax Sale	19,749	16,834	15,640	15,858	16,503	15,554	16,483	140	137	137
Tax Petition	-	-	118	179	229	115	176	3,996	4,643	4,334
Miscellaneous	-	-	4,553	5,687	6,505	4,077	5,220	15,585	15,936	16,675
<b>Sub-Total</b>	<b>429,855</b>	<b>425,229</b>	<b>420,801</b>	<b>436,461</b>	<b>434,784</b>	<b>325,376</b>	<b>354,508</b>	<b>355,071</b>	<b>393,232</b>	<b>437,989</b>
<b>Probate /Adoption</b>										
Adoption	3,593	4,159	4,752	4,876	5,149	4,702	4,749	4,369	4,020	3,813
Guardianship	7,390	8,004	8,108	8,637	8,301	7,636	8,439	7,964	7,944	7,859
Guardianship Misc.	-	-	-	-	-	425	370	417	410	385
Estate-Supv.	6,506	3,296	2,639	2,453	2,139	2,267	3,108	2,810	1,995	1,787
Estate-Un-Supv.	6,608	8,185	8,793	8,876	9,107	10,398	12,226	11,862	9,884	9,732
Estate- Misc.	2,487	3,055	3,303	3,514	3,605	3,748	4,035	4,049	4,199	4,039
Trusts	455	449	437	402	392	395	323	294	265	309
<b>Sub-Total</b>	<b>27,039</b>	<b>27,148</b>	<b>28,032</b>	<b>28,758</b>	<b>28,693</b>	<b>29,571</b>	<b>33,250</b>	<b>31,765</b>	<b>28,717</b>	<b>27,924</b>
<b>Grand Total</b>	<b>1,361,787</b>	<b>1,316,714</b>	<b>1,327,725</b>	<b>1,286,598</b>	<b>1,265,861</b>	<b>950,557</b>	<b>1,027,497</b>	<b>1,017,793</b>	<b>1,092,150</b>	<b>1,144,342</b>

## CASES FILED – COURTS OF RECORD

Cases Filed – Courts of Records	2015	2016	2017	2018	2019	2020	2021	2022	2023	2024
<b>Criminal</b>										
Murder	232	243	223	261	235	319	327	332	295	287
Class A Felony	345	141	82	100	55	53	43	50	40	40
Class B Felony	391	85	57	38	19	25	20	17	18	32
Class C Felony	761	407	295	203	103	100	115	58	80	124
Class D Felony	1,023	559	346	128	69	118	93	82	99	224
Level 1 Felony	421	487	471	503	538	610	536	628	657	657
Level 2 Felony	1,261	1,467	1,716	1,843	1,989	1,883	2,097	1,896	2,073	1,855
Level 3 Felony	2,152	2,374	2,512	2,483	2,446	2,185	2,219	2,091	2,092	2,040
Level 4 Felony	3,162	3,592	3,555	3,521	3,479	3,204	3,406	3,288	3,418	3,190
Level 5 Felony	9,966	10,679	11,238	11,222	11,045	10,556	11,117	10,939	12,355	11,822
Level 6 Felony	43,868	50,581	56,511	57,942	58,016	52,863	52,685	49,521	50,334	49,099
Misdemeanor	108,118	114,025	119,292	115,585	115,502	91,216	91,205	87,276	92,527	93,504
Post-Conviction	1,035	1,068	1,000	961	948	870	721	792	829	919
Misc. Criminal	50,818	55,869	61,503	67,016	72,657	64,679	73,398	72,616	79,918	81,345
Red Flag	-	-	-	-	-	-	-	-	620	634
<b>Sub-Total</b>	<b>223,553</b>	<b>241,577</b>	<b>258,801</b>	<b>261,806</b>	<b>267,101</b>	<b>228,681</b>	<b>238,082</b>	<b>229,586</b>	<b>245,355</b>	<b>245,772</b>
<b>Civil Violations</b>										
Infractions	335,174	305,624	319,837	292,689	292,248	190,812	221,127	218,189	229,677	232,911
Ord. Violations	30,216	25,253	22,595	21,884	19,895	14,634	13,897	17,080	15,731	14,574
<b>Sub-Total</b>	<b>365,390</b>	<b>330,877</b>	<b>342,432</b>	<b>314,573</b>	<b>312,143</b>	<b>205,446</b>	<b>235,024</b>	<b>235,269</b>	<b>245,408</b>	<b>247,485</b>
<b>Juvenile</b>										
CHINS	17,491	20,063	20,068	15,375	13,610	12,208	10,406	8,894	9,843	12,876
Delinquency	14,297	13,804	13,638	11,936	11,409	8,545	8,145	9,728	11,349	10,538
Status	4,149	3,426	3,787	3,639	3,890	3,792	3,048	2,902	2,817	2,906
Paternity	15,982	16,375	14,673	14,343	15,582	10,910	12,791	12,639	13,647	13,881
Miscellaneous	13,821	14,547	15,607	14,551	14,396	12,145	11,894	10,644	11,137	11,673
Term. Par. Right	3,121	4,284	4,844	5,657	5,700	4,820	4,670	3,926	3,590	3,357
Juvenile Protection Order	-	-	-	44	32	13	21	9	20	33
<b>Sub-Total</b>	<b>68,861</b>	<b>72,499</b>	<b>72,617</b>	<b>65,545</b>	<b>64,619</b>	<b>52,433</b>	<b>50,975</b>	<b>48,742</b>	<b>52,403</b>	<b>55,264</b>
<b>Civil</b>										
Plenary	9,338	9,294	8,810	9,343	10,340	10,481	10,863	8,721	10,550	10,654
Mortgage Foreclosure	19,023	15,752	15,153	13,438	13,287	4,311	2,989	9,931	8,978	9,120
Civil Collections	55,975	64,652	72,205	87,722	103,832	74,229	79,729	69,178	90,996	139,419
Civil Tort	11,376	11,899	11,879	12,730	11,982	12,136	11,292	11,172	13,617	13,086
Small Claims	171,529	152,629	144,960	146,983	174,252	114,329	79,726	71,177	76,377	77,278
Eviction	-	-	-	-	-	-	49,317	67,546	70,873	68,690
Domestic Rel.	32,822	31,754	-	-	-	-	-	-	-	-
Domestic Rel. W/Child	-	-	15,522	14,756	14,677	12,939	13,472	12,503	12,819	12,102
Domestic Rel. No Child	-	-	15,996	15,850	15,947	14,609	15,633	14,674	15,332	14,652
Recip. Support	2,395	2,172	1,724	1,679	1,852	1,244	1,336	1,315	1,227	1,285
Mental Health	11,657	13,477	15,188	15,821	17,822	18,061	18,889	19,035	18,970	19,223
Protective Order	32,882	35,189	35,944	34,444	34,896	32,200	36,107	37,372	39,019	39,598

<b>Cases Filed – Courts of Records</b>	<b>2015</b>	<b>2016</b>	<b>2017</b>	<b>2018</b>	<b>2019</b>	<b>2020</b>	<b>2021</b>	<b>2022</b>	<b>2023</b>	<b>2024</b>
Expungement	2,572	6,660	7,302	7,493	8,631	9,268	10,439	10,240	11,309	10,069
Tax Sale	-	-	118	179	229	115	176	140	137	137
Tax Petition	-	-	4,553	5,687	6,505	4,077	5,220	3,996	4,643	4,334
Miscellaneous	19,741	16,830	15,604	15,795	16,479	15,552	16,475	15,585	15,933	16,674
<b>Sub-Total</b>	<b>369,310</b>	<b>360,308</b>	<b>364,958</b>	<b>381,920</b>	<b>430,731</b>	<b>323,551</b>	<b>351,663</b>	<b>352,585</b>	<b>390,780</b>	<b>436,321</b>
<b>Probate</b>										
Adoption	3,593	4,159	4,752	4,876	5,149	4,702	4,749	4,369	4,020	3,813
Guardianship	7,390	8,004	8,108	8,637	8,301	7,636	8,439	7,964	7,944	7,859
Guardianship Misc.	-	-	-	-	-	425	370	417	410	385
Estate-Supv.	6,506	3,296	2,639	2,453	2,139	2,267	3,108	2,810	1,995	1,787
Estate-Un-Supv.	6,608	8,185	8,793	8,876	9,107	10,398	12,226	11,862	9,884	9,732
Estate- Misc.	2,487	3,055	3,303	3,514	3,605	3,748	4,035	4,049	4,199	4,039
Trusts	455	449	437	402	392	395	323	294	265	309
<b>Sub-Total</b>	<b>27,039</b>	<b>27,148</b>	<b>28,032</b>	<b>28,758</b>	<b>28,693</b>	<b>29,571</b>	<b>33,250</b>	<b>31,765</b>	<b>28,717</b>	<b>27,924</b>
<b>Grand Total</b>	<b>1,054,153</b>	<b>1,032,409</b>	<b>1,066,840</b>	<b>1,052,602</b>	<b>1,103,287</b>	<b>839,682</b>	<b>908,994</b>	<b>897,947</b>	<b>962,663</b>	<b>1,012,766</b>

Marion County Small Claims Courts became courts of record July 1, 2018, and are included in this table beginning in 2019.

## CASES FILED – CITY AND TOWN COURTS

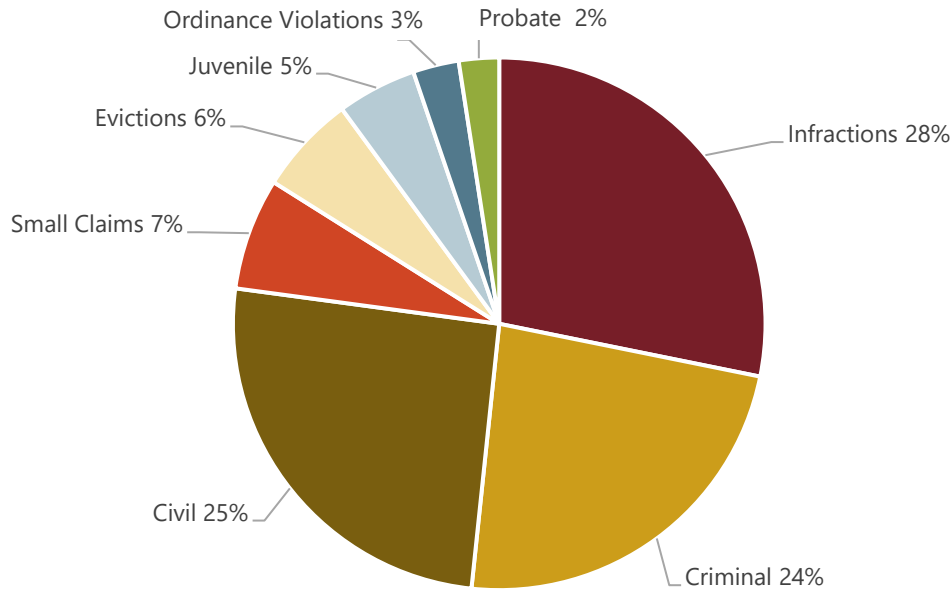
Cases Filed – City and Town Courts	2015	2016	2017	2018	2019	2020	2021	2022	2023	2024
<b>Criminal</b>										
Misdemeanor	32,043	30,111	29,349	29,248	26,385	21,979	20,309	23,295	22,112	22,890
Misc. Criminal	205	137	132	153	134	222	46	54	62	110
<b>Sub-Total</b>	<b>32,248</b>	<b>30,248</b>	<b>29,481</b>	<b>29,401</b>	<b>26,519</b>	<b>22,201</b>	<b>20,355</b>	<b>23,349</b>	<b>22,174</b>	<b>23,000</b>
<b>Civil Violations</b>										
Infractions	166,651	149,545	138,522	118,202	104,083	68,839	77,291	77,439	86,927	89,554
Ord. Violations	48,190	39,568	37,039	31,852	27,919	18,010	18,012	16,572	17,934	17,354
<b>Sub-Total</b>	<b>214,841</b>	<b>189,113</b>	<b>175,561</b>	<b>150,054</b>	<b>132,002</b>	<b>86,849</b>	<b>95,303</b>	<b>94,011</b>	<b>104,861</b>	<b>106,908</b>
<b>Civil</b>										
Plenary	5,183	6,945	4,830	2,810	1,423	135	219	175	276	64
Civil Collections	787	903	776	2,789	2,605	1,688	1,166	1,626	1,347	1,427
Small Claims	54,563	57,069	50,200	48,879	0	0	2	0	*367	0
Eviction	-	-	-	-	-	-	1,450	685	459	176
Mental Health	4	-	-	-	-	-	-	-	-	-
Protective Ord.	-	-	1	-	-	-	-	-	-	-
Expungement	-	-	-	-	1	-	-	-	-	-
Miscellaneous	8	4	36	63	24	2	8	0	3	1
<b>Sub-Total</b>	<b>60,545</b>	<b>64,921</b>	<b>55,842</b>	<b>54,541</b>	<b>4,053</b>	<b>1,825</b>	<b>2,845</b>	<b>2,486</b>	<b>2,452</b>	<b>1,668</b>
<b>Grand Total</b>	<b>307,634</b>	<b>284,305</b>	<b>260,885</b>	<b>233,996</b>	<b>162,574</b>	<b>110,875</b>	<b>118,503</b>	<b>119,846</b>	<b>129,487</b>	<b>131,576</b>

Marion County Small Claims courts became courts of record on July 1, 2018 and are no longer included in this table beginning in 2019. Small Claims cases are no longer heard by City and Town Courts.

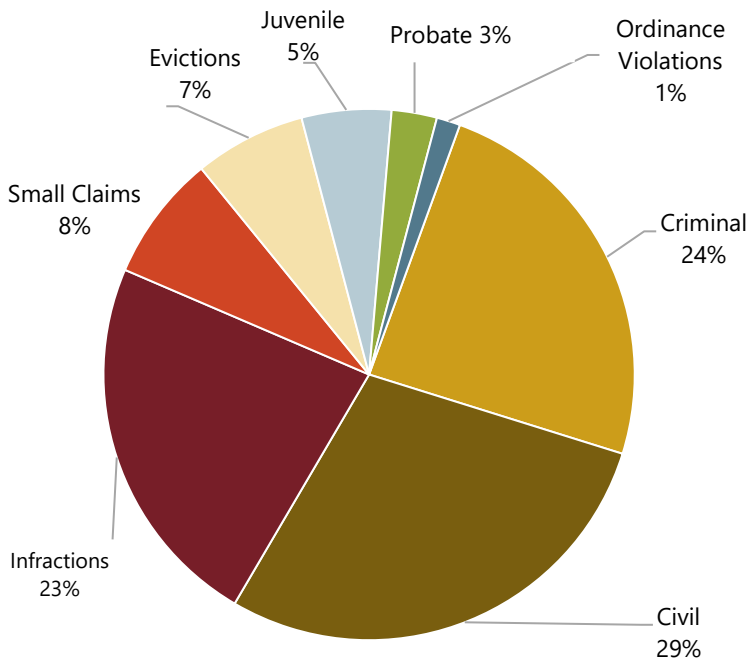
## SUMMARY OF NEW FILINGS BY GENERAL CASE TYPE

The Infraction case type makes up the highest number of new filings for courts of record and city and town courts. The amount of time required to decide these cases is small in comparison to other case types.

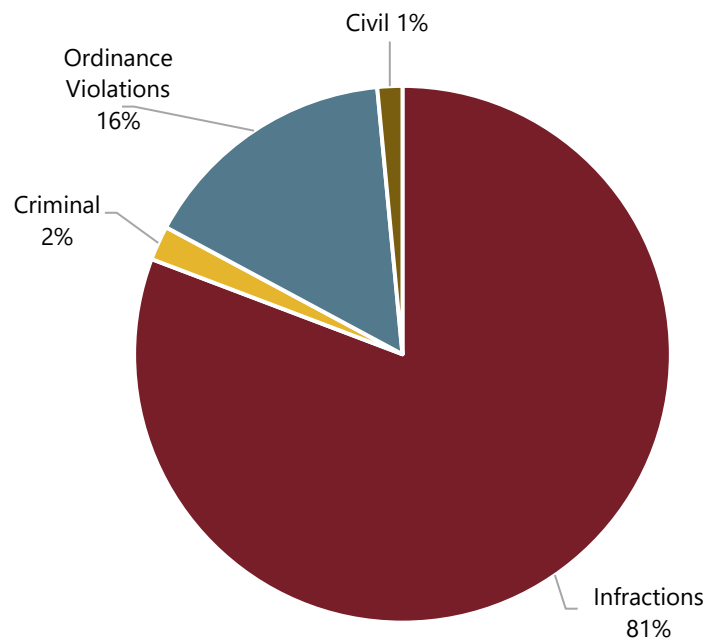
### Filings - All Courts



### Filings - Courts of Record



### Filings - City and Town Courts



## CASE DISPOSITIONS

### CASES DISPOSED – ALL COURTS

Cases Disposed – All Courts	2015	2016	2017	2018	2019	2020	2021	2022	2023	2024
<b>Criminal</b>										
Murder	271	215	225	225	261	149	257	278	360	375
Felony	302	277	117	2,428	295	62	89	88	274	229
Class A Felony	1,510	601	358	215	176	98	206	112	118	2,300
Class B Felony	3,232	1,026	477	268	170	84	95	164	214	308
Class C Felony	3,958	1,575	1,003	710	388	219	238	345	366	2,511
Class D Felony	15,694	5,268	2,869	3,698	1,890	980	641	733	1,580	1,218
Level 1 Felony	153	308	488	435	490	337	455	546	700	701
Level 2 Felony	505	948	1,379	1,685	1,663	1,349	1,754	1,955	2,062	2,305
Level 3 Felony	1,142	1,806	2,192	2,306	2,342	1,663	1,997	2,201	2,312	2,367
Level 4 Felony	1,734	2,757	3,229	3,406	3,281	2,585	2,905	3,202	3,623	3,866
Level 5 Felony	5,900	8,851	10,273	10,754	10,537	8,307	10,016	10,888	12,073	12,824
Level 6 Felony	28,970	42,008	48,821	53,456	56,040	41,960	50,279	53,247	53,435	51,716
Misdemeanor	131,812	134,314	138,378	148,723	143,390	99,773	113,828	116,511	129,213	119,789
Post-Conviction	961	769	871	766	866	619	618	842	889	817
Misc. Criminal	50,407	55,085	60,033	68,057	71,359	62,817	70,210	72,151	76,715	85,705
Red Flag	-	-	-	-	-	-	-	-	378	519
<b>Sub-Total</b>	<b>246,551</b>	<b>255,808</b>	<b>270,714</b>	<b>297,132</b>	<b>293,148</b>	<b>221,002</b>	<b>253,588</b>	<b>263,263</b>	<b>284,312</b>	<b>287,550</b>
<b>Civil Violations</b>										
Infractions	494,761	455,091	446,089	413,377	398,079	265,906	298,646	295,576	301,403	330,943
Ord. Violations	76,504	63,626	60,964	54,724	50,296	33,916	32,846	33,668	33,291	35,811
<b>Sub-Total</b>	<b>571,265</b>	<b>518,717</b>	<b>507,053</b>	<b>468,101</b>	<b>448,375</b>	<b>299,822</b>	<b>331,492</b>	<b>329,244</b>	<b>334,694</b>	<b>366,754</b>
<b>Juvenile</b>										
CHINS	15,348	17,061	18,387	17,911	14,170	11,326	10,454	8,745	9,580	12,970
Delinquency	15,023	13,038	12,422	11,630	10,655	8,489	7,941	8,939	10,288	10,347
Status	5,017	3,303	3,561	3,458	3,257	2,782	2,735	2,362	2,478	2,181
Paternity	16,893	14,886	20,967	13,575	13,830	8,255	10,521	11,972	13,976	18,375
Miscellaneous	14,492	13,532	13,970	13,917	13,623	11,367	10,440	9,686	10,444	10,790
Term. Par. Right	2,586	3,154	4,182	5,007	6,105	4,360	4,340	3,719	3,569	3,035
Juvenile Protection Order	-	-	-	26	16	4	12	46	21	15
<b>Sub-Total</b>	<b>69,359</b>	<b>64,974</b>	<b>73,489</b>	<b>65,524</b>	<b>61,656</b>	<b>46,583</b>	<b>46,443</b>	<b>45,469</b>	<b>50,356</b>	<b>57,713</b>
<b>Civil</b>										
Plenary	12,890	11,439	12,062	17,080	12,796	9,687	10,858	11,649	11,586	13,707
Mortgage Foreclosure	20,113	18,784	16,918	14,165	13,617	7,046	4,577	8,469	10,321	9,735
Civil Collections	57,885	59,497	66,710	76,518	97,691	79,312	94,953	78,548	88,030	133,710
Civil Tort	11,198	11,294	10,995	11,060	11,631	10,483	10,494	12,040	13,426	15,689
Small Claims	274,315	204,743	196,665	206,165	221,092	113,161	99,400	89,883	90,034	95,330
Evictions	-	-	-	-	-	-	33,326	59,368	68,865	68,037
Domestic Rel.	34,596	32,174	17,092	4,933	3,075	1,603	1,254	2,129	4,763	4,681
Domestic Rel. W/Child	-	-	6,754	11,998	12,812	12,391	12,899	13,159	14,015	12,718
Domestic Rel. No Child	-	-	9,001	13,669	14,336	13,809	15,019	15,206	15,944	14,717
Recip. Support	2,268	3,085	1,509	1,876	1,844	859	901	1,473	1,503	2,044

<b>Cases Disposed – All Courts</b>	<b>2015</b>	<b>2016</b>	<b>2017</b>	<b>2018</b>	<b>2019</b>	<b>2020</b>	<b>2021</b>	<b>2022</b>	<b>2023</b>	<b>2024</b>
Mental Health	12,023	14,444	14,179	15,643	16,026	18,160	18,735	19,171	17,285	21,868
Protective Order	33,455	34,829	37,015	32,928	33,192	31,132	35,034	37,209	41,708	42,726
Expungement	1,588	5,673	6,901	7,040	8,190	8,711	9,978	9,675	10,952	10,343
Tax Sale	-	-	50	149	174	90	100	96	107	166
Tax Petition	-	-	1,926	4,433	5,794	2,937	4,643	4,341	3,988	5,340
Miscellaneous	20,239	15,871	15,557	15,410	14,535	13,485	14,438	19,810	15,309	20,173
<b>Sub-Total</b>	<b>480,570</b>	<b>411,833</b>	<b>413,334</b>	<b>433,067</b>	<b>466,805</b>	<b>322,866</b>	<b>366,609</b>	<b>382,226</b>	<b>407,836</b>	<b>470,984</b>
<b>Probate</b>										
Adoption	3,650	3,628	4,453	4,754	4,942	4,281	4,424	4,653	4,530	3,979
Guardianship	8,068	9,034	7,105	11,166	11,629	7,354	8,011	8,545	9,547	10,666
Guardianship Misc.	-	-	-	-	-	253	241	297	336	327
Estate- Supv.	8,398	4,833	3,014	2,561	3,415	2,184	2,858	2,862	2,681	3,570
Estate-Un-Supv.	5,574	9,959	7,715	8,047	9,313	8,471	9,918	10,685	11,096	11,342
Estate- Misc.	2,513	2,666	2,944	3,401	3,120	3,269	3,505	4,156	4,116	5,415
Trusts	414	405	390	308	417	376	314	300	320	358
<b>Sub-Total</b>	<b>28,617</b>	<b>30,525</b>	<b>25,621</b>	<b>30,237</b>	<b>32,836</b>	<b>26,188</b>	<b>29,271</b>	<b>31,498</b>	<b>32,626</b>	<b>35,657</b>
<b>Grand Total</b>	<b>1,396,362</b>	<b>1,281,857</b>	<b>1,290,211</b>	<b>1,294,061</b>	<b>1,302,820</b>	<b>916,461</b>	<b>1,027,403</b>	<b>1,051,700</b>	<b>1,109,824</b>	<b>1,218,658</b>

## CASES DISPOSED – COURTS OF RECORD

Cases Disposed – Courts of Record	2015	2016	2017	2018	2019	2020	2021	2022	2023	2024
<b>Criminal</b>										
Murder	271	215	226	225	261	149	257	278	360	375
Felony	302	277	117	2,428	295	62	89	88	274	229
Class A Felony	1,510	601	358	215	176	98	206	112	118	2,300
Class B Felony	3,232	1,026	477	268	170	84	95	164	214	308
Class C Felony	3,958	1,575	1,003	710	388	219	238	345	366	2,511
Class D Felony	15,694	5,268	2,869	3,698	1,890	980	641	733	1,580	1,218
Level 1 Felony	153	308	488	435	490	337	455	546	700	701
Level 2 Felony	505	948	1,379	1,685	1,663	1,349	1,754	1,955	2,062	2,305
Level 3 Felony	1,142	1,806	2,192	2,306	2,342	1,663	1,997	2,201	2,312	2,367
Level 4 Felony	1,734	2,757	3,229	3,406	3,281	2,585	2,905	3,202	3,623	3,866
Level 5 Felony	5,900	8,851	10,273	10,754	10,537	8,307	10,016	10,888	12,073	12,824
Level 6 Felony	28,970	42,008	48,821	53,456	56,040	41,960	50,279	53,247	53,435	51,716
Misdemeanor	104,373	107,887	110,615	120,984	115,770	81,928	93,166	94,523	105,045	96,287
Post-Conviction	961	759	871	766	866	619	618	842	889	817
Misc. Criminal	50,176	55,007	59,926	67,988	71,305	62,755	70,172	72,105	76,687	85,546
Red Flag	-	-	-	-	-	-	-	-	378	519
<b>Sub-Total</b>	<b>218,881</b>	<b>229,293</b>	<b>242,844</b>	<b>269,324</b>	<b>265,474</b>	<b>203,095</b>	<b>232,888</b>	<b>241,229</b>	<b>260,116</b>	<b>263,889</b>
<b>Civil Violations</b>										
Infractions	332,033	311,681	314,211	294,768	290,835	198,283	218,147	218,912	220,828	242,005
Ord. Violations	29,135	26,216	24,054	21,300	19,595	15,038	14,326	16,551	14,872	16,218
<b>Sub-Total</b>	<b>361,168</b>	<b>337,897</b>	<b>338,265</b>	<b>316,068</b>	<b>310,430</b>	<b>213,321</b>	<b>232,473</b>	<b>235,463</b>	<b>235,700</b>	<b>258,223</b>
<b>Juvenile</b>										
CHINS	15,348	17,061	18,387	17,911	14,170	11,326	10,454	8,745	9,580	12,970
Delinquency	15,023	13,038	12,422	11,630	10,655	8,489	7,941	8,939	10,288	10,347
Status	5,017	3,303	3,561	3,458	3,257	2,782	2,735	2,362	2,478	2,181
Paternity	16,893	14,886	20,967	13,575	13,830	8,255	10,521	11,972	13,976	18,375
Miscellaneous	14,492	13,532	13,970	13,917	13,623	11,367	10,440	9,686	10,444	10,790
Term. Par. Right	2,586	3,154	4,182	5,007	6,105	4,360	4,340	3,719	3,569	3,035
Juvenile Protection Order	-	-	-	26	16	4	12	46	21	15
<b>Sub-Total</b>	<b>69,359</b>	<b>64,974</b>	<b>73,489</b>	<b>65,524</b>	<b>61,656</b>	<b>46,583</b>	<b>46,443</b>	<b>45,469</b>	<b>50,356</b>	<b>57,713</b>
<b>Civil</b>										
Plenary	11,907	9,642	9,690	10,564	10,420	9,361	10,567	11,177	11,131	13,458
Mortgage Fore.	20,113	18,784	16,918	14,165	13,617	7,046	4,577	8,469	10,321	9,735
Civil Collections	57,193	58,607	65,962	75,101	95,920	78,004	93,844	77,551	87,098	132,411
Civil Tort	11,198	11,294	10,995	11,060	11,631	10,483	10,494	12,040	13,426	15,689
Small Claims	230,548	162,322	144,334	150,402	221,092	113,161	99,398	89,883	89,698	95,327
Evictions	-	-	-	-	-	-	32,983	59,014	68,400	67,970
Domestic Rel.	34,596	32,174	17,092	4,933	3,075	1,603	1,254	2,129	4,763	4,681
Domestic Rel. W/Child	-	-	6,754	11,998	12,812	12,391	12,899	13,159	14,015	12,718
Domestic Rel. No Child	-	-	9,001	13,669	14,336	13,809	15,019	15,206	15,944	14,717
Recip. Support	2,268	3,085	1,509	1,876	1,844	859	901	1,473	1,503	2,044
Mental Health	12,023	14,444	14,179	15,643	16,026	18,160	18,735	19,171	17,285	21,868
Protective Order	33,455	34,829	37,015	32,928	33,192	31,132	35,034	37,209	41,708	42,726
Expungement	1,588	5,673	6,901	7,039	8,190	8,711	9,978	9,675	10,952	10,343

<b>Cases Disposed – Courts of Record</b>	<b>2015</b>	<b>2016</b>	<b>2017</b>	<b>2018</b>	<b>2019</b>	<b>2020</b>	<b>2021</b>	<b>2022</b>	<b>2023</b>	<b>2024</b>
Tax Sale	-	-	50	149	174	90	100	96	107	166
Tax Petition	-	-	1926	4,433	5,794	2,937	4,643	4,341	3,988	5,340
Miscellaneous	20,237	15,868	15,553	15,403	14,530	13,483	14,431	19,808	15,308	20,172
<b>Sub-Total</b>	<b>435,126</b>	<b>366,722</b>	<b>357,879</b>	<b>369,363</b>	<b>462,653</b>	<b>321,230</b>	<b>364,857</b>	<b>380,401</b>	<b>405,647</b>	<b>469,365</b>
<b>Probate</b>										
Adoption	3,650	3,628	4,453	4,754	4,942	4,281	4,424	4,653	4,530	3,979
Guardianship	8,068	9,034	7,105	11,166	11,629	7,354	8,011	8,545	9,547	10,666
Guardianship Misc.	-	-	-	-	-	253	241	297	336	327
Estate	-	-	-	-	-	-	-	-	-	-
Estate-Supv.	8,398	4,833	3,014	2,561	3,415	2,184	2,858	2,862	2,681	3,570
Estate-Un-Supv.	5,574	9,959	7,715	8,047	9,313	8,471	9,918	10,685	11,096	11,342
Estate-Misc.	2,513	2,666	2,944	3,401	3,120	3,269	3,505	4,156	4,116	5,415
Trusts	414	405	390	308	417	376	314	300	320	358
<b>Sub-Total</b>	<b>28,617</b>	<b>30,525</b>	<b>25,621</b>	<b>30,237</b>	<b>32,836</b>	<b>26,188</b>	<b>29,271</b>	<b>31,498</b>	<b>32,626</b>	<b>35,657</b>
<b>Grand Total</b>	<b>1,113,151</b>	<b>1,029,411</b>	<b>1,038,098</b>	<b>1,050,516</b>	<b>1,133,049</b>	<b>810,417</b>	<b>905,932</b>	<b>934,060</b>	<b>984,445</b>	<b>1,084,847</b>

*Marion County Small Claims Courts became courts of record on July 1, 2018 and are included in this table beginning in 2019.*

## CASES DISPOSED – CITY AND TOWN COURTS

Cases Disposed – City and Town Courts	2015	2016	2017	2018	2019	2020	2021	2022	2023	2024
<b>Criminal</b>										
Misdemeanor	27,439	26,427	27,763	27,739	27,620	17,845	20,662	21,988	24,168	23,502
Post-Conviction	-	10	-	-	-	-	-	-	-	-
Misc. Criminal	231	78	107	69	54	62	38	46	28	159
<b>Sub-Total</b>	<b>27,670</b>	<b>26,515</b>	<b>27,870</b>	<b>27,808</b>	<b>27,674</b>	<b>17,907</b>	<b>20,700</b>	<b>22,034</b>	<b>24,196</b>	<b>23,661</b>
<b>Civil Violations</b>										
Infractions	162,728	143,410	131,878	118,609	107,244	67,623	80,499	76,664	80,575	88,938
Ord. Violations	47,369	37,410	36,910	33,424	30,701	18,878	18,520	17,117	18,419	19,593
<b>Sub-Total</b>	<b>210,097</b>	<b>180,820</b>	<b>168,788</b>	<b>152,033</b>	<b>137,945</b>	<b>86,501</b>	<b>99,019</b>	<b>93,781</b>	<b>98,994</b>	<b>108,531</b>
<b>Civil</b>										
Plenary	983	1,797	2,372	6,516	2,376	326	291	472	455	249
Civil Collections	692	890	748	1,417	1,771	1,308	1,109	997	932	1,299
Small Claims	43,767	42,421	52,331	55,763	-	-	*2	0	*336	*3
Evictions	-	-	-	-	-	-	343	354	465	67
Expungement	-	-	-	1	-	-	-	-	-	-
Miscellaneous	2	3	4	7	5	2	7	2	1	1
<b>Sub-Total</b>	<b>45,444</b>	<b>45,111</b>	<b>55,455</b>	<b>63,704</b>	<b>4,152</b>	<b>1,636</b>	<b>1,752</b>	<b>1,825</b>	<b>2,189</b>	<b>1,619</b>
<b>Grand Total</b>	<b>283,211</b>	<b>252,446</b>	<b>252,113</b>	<b>243,545</b>	<b>169,771</b>	<b>106,044</b>	<b>121,471</b>	<b>117,640</b>	<b>125,379</b>	<b>133,811</b>

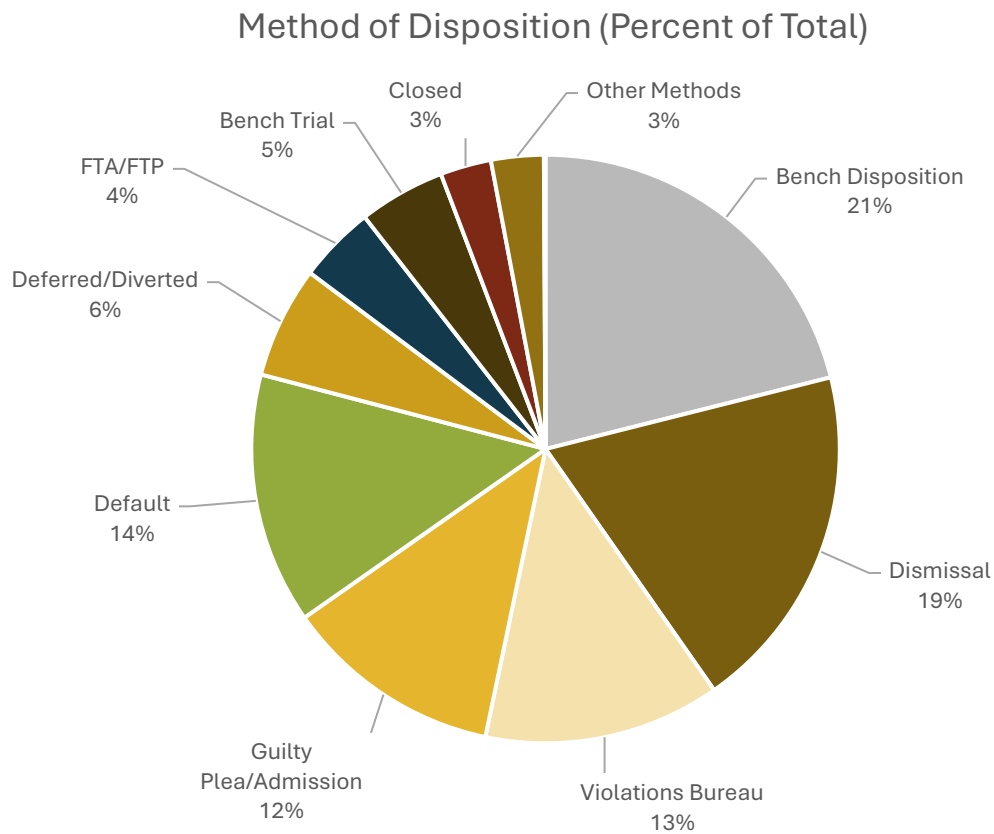
Marion County Small Claims Courts became courts of record on July 1, 2018 and are no longer included in this table beginning in 2019.

\*Small Claims cases are no longer heard by City and Town Courts, but due to reported data, it is included in this chart.

## SUMMARY OF ALL DISPOSITION TYPES

Disposition Type	Courts of Record	City and Town Courts	Totals
Jury Trial	1,081	6	1,087
Bench Trial	56,858	1,079	57,937
Bench Disposition	255,081	1,796	256,877
Dismissal	209,429	24,651	234,080
Guilty Plea/Admission	123,628	22,658	146,286
Default	163,486	4,618	168,104
Deferred/Diverted	58,004	16,893	74,897
Violations Bureau	113,917	44,450	158,367
Closed	34,067	126	34,193
FTA/FTP	35,070	16,532	51,602
Other Methods	34,226	1,002	35,228

The Courts of Record column includes Marion County Small Claims Courts totals.



## CASE INFORMATION

### STATEWIDE CASE TOTALS - ALL COURTS

Totals All Courts	Cases Pending 1/1/2024	Cases Filed	Cases Venued In	Cases Trans. In	Cases Disposed	Cases Venued Out	Cases Trans. Out	Cases Pending 12/31/2024
<b>Criminal</b>								
Murder	679	287	1	62	375	0	49	605
Felony	4,040	0	1	57	229	0	22	3,847
Class A Felony	3,547	40	0	79	2,300	0	17	1,349
Class B Felony	1,967	32	0	77	308	0	26	1,742
Class C Felony	4,461	124	0	60	2,511	0	19	2,115
Class D Felony	17,380	224	0	301	1,218	0	68	16,619
Level 1 Felony	1,267	657	0	68	701	0	54	1,237
Level 2 Felony	3,780	1,855	1	337	2,305	1	204	3,463
Level 3 Felony	3,808	2,040	2	306	2,367	1	177	4,611
Level 4 Felony	5,856	3,190	1	545	3,866	0	303	5,423
Level 5 Felony	16,803	1,1822	3	1,614	12,824	1	1,068	16,349
Level 6 Felony	67,301	49,099	10	7,192	51,716	0	4,954	66,932
Misdemeanor	285,285	116,394	41	6,848	119,789	7	5,623	283,149
Post-Conv. Relief	3,793	919	7	82	817	1	75	3,908
Miscellaneous	61,157	8,1455	3,358	952	85,705	7	690	60,520
Red Flag	246	634	0	41	519	0	33	369
<b>Sub-Total</b>	<b>481,370</b>	<b>268,772</b>	<b>3,425</b>	<b>18,621</b>	<b>287,550</b>	<b>18</b>	<b>13,382</b>	<b>471,238</b>
<b>Civil Violations</b>								
Infraction	378,627	322,465	59	1,669	330,943	20	1,261	370,596
Ordinance Viol.	83,723	31,928	1	6,089	35,811	1	4,435	81,494
<b>Sub-Total</b>	<b>462,350</b>	<b>354,393</b>	<b>60</b>	<b>7,758</b>	<b>366,754</b>	<b>21</b>	<b>5,696</b>	<b>452,090</b>
<b>Juvenile</b>								
CHINS	19,140	12, 876	84	244	12,970	44	179	19,151
Delinquency	12,648	10,538	208	219	10,347	103	161	13,002
Status	5,023	2,906	21	20	2,181	26	27	5,736
Paternity	57,367	13,881	139	3,873	18,375	41	1,305	55,539
Miscellaneous	16,542	11,673	31	147	10,790	8	160	17,435
Term. Par. Right	6,197	3,357	0	51	3,035	0	47	6,523
Juvenile Protection Order	14	33	0	1	15	0	1	32
<b>Sub-Total</b>	<b>116,931</b>	<b>55,264</b>	<b>483</b>	<b>4,555</b>	<b>57,713</b>	<b>222</b>	<b>1,880</b>	<b>117,418</b>
<b>Civil</b>								
Plenary	27,294	10,718	173	726	13,707	44	480	24,680
Mortgage Foreclosure	10,139	9,120	12	168	9,735	7	111	9,586
Civil Collections	90,148	14,0846	344	5,389	133,710	214	2,087	100,716
Civil Tort	28,352	13,086	49	779	15,689	78	706	25,793
Small Claims	188,299	77,728	39	4,846	95,330	92	1,225	173,815
Evictions	28,686	68,866	9	555	68,037	25	472	29,582
Domestic Rel.	25,260	0	0	1,126	4,681	6	239	21,460

<b>Totals All Courts</b>	<b>Cases Pending 1/1/2024</b>	<b>Cases Filed</b>	<b>Cases Venued In</b>	<b>Cases Trans. In</b>	<b>Cases Disposed</b>	<b>Cases Venued Out</b>	<b>Cases Trans. Out</b>	<b>Cases Pending 12/31/2024</b>
Domestic Rel. W/Child	16,303	12,102	105	1,470	12,718	22	700	16,540
Domestic Rel. No Child	12,579	14,652	21	452	14,717	15	383	12,589
Recip. Support	10,350	1,285	7	168	2,044	7	42	9,722
Mental Health	14,090	19,223	76	639	21,868	20	604	11,536
Protective Order	26,464	39,598	488	5,978	42,726	280	5,126	24,396
Expungement	5,241	10,069	1	225	10,343	1	197	4,995
Tax Sale	336	137	0	4	166	0	2	309
Tax Petition	6,319	4,334	0	91	5,340	0	65	5,339
Miscellaneous	34,881	16,675	30	684	20,173	35	603	31,459
<b>Sub-Total</b>	<b>524,741</b>	<b>437,989</b>	<b>1,354</b>	<b>23,300</b>	<b>470,984</b>	<b>841</b>	<b>13,042</b>	<b>502,517</b>
<b>Probate/Adoption</b>								
Adoption	4,487	3,813	13	196	3,979	13	192	4,325
Guardianship	31,014	7,859	59	2,255	10,666	27	858	29,636
Guardianship Misc.	524	385	0	43	327	0	38	587
Estate- Supv.	13,382	1,787	8	250	3,570	6	237	11,614
Estate-Un-Supv.	25,941	9,732	7	891	11,342	7	875	24,347
Estate- Misc.	5,352	4,039	2	189	5,415	0	184	3,983
Trusts	2,404	309	2	38	358	0	34	2,361
<b>Sub-Total</b>	<b>83,104</b>	<b>27,924</b>	<b>91</b>	<b>3,862</b>	<b>35,657</b>	<b>53</b>	<b>2,418</b>	<b>76,853</b>
<b>Grand Total</b>	<b>1,668,496</b>	<b>1,144,342</b>	<b>5,413</b>	<b>58,096</b>	<b>1,218,658</b>	<b>1,155</b>	<b>36,418</b>	<b>1,620,116</b>

## STATEWIDE CASE TOTALS – COURTS OF RECORD

Totals Courts of Record	Cases Pending 1/1/2024	Cases Filed	Cases Venued In	Cases Trans. In	Cases Disposed	Cases Venued Out	Cases Trans. Out	Cases Pending 12/31/2024
<b>Criminal</b>								
Murder	679	287	1	62	375	0	49	605
Felony	4,040	0	1	57	229	0	22	3,847
Class A Felony	3,547	40	0	79	2,300	0	17	1,349
Class B Felony	1,967	32	0	77	308	0	26	1,742
Class C Felony	4,461	124	0	60	2,511	0	19	2,115
Class D Felony	17,380	224	0	301	1,218	0	68	16,619
Level 1 Felony	1,267	657	0	68	701	0	54	1,237
Level 2 Felony	3,780	1,855	1	337	2,305	1	204	3,463
Level 3 Felony	3,808	2,040	2	306	2,367	1	177	4,611
Level 4 Felony	5,856	3,190	1	545	3,866	0	303	5,423
Level 5 Felony	16,803	1,1822	3	1,614	12,824	1	1,068	16,349
Level 6 Felony	67,301	49,099	10	7,192	51,716	0	4,954	66,932
Misdemeanor	145,437	93,504	41	6,78	96,287	5	5,407	144,061
Post-Conv. Relief	3,793	919	7	82	817	1	75	3,908
Miscellaneous	59,796	81,345	3,301	952	85,546	7	690	59,151
Red Flag	246	634	0	41	519	0	33	369
<b>Sub-Total</b>	<b>340,161</b>	<b>245,772</b>	<b>3,368</b>	<b>18,551</b>	<b>263,889</b>	<b>16</b>	<b>13,166</b>	<b>330,781</b>
<b>Civil Violations</b>								
Infraction	217,416	232,911	59	1,665	242,005	15	1,216	208,815
Ordinance Viol.	25,282	14,574	1	6,089	16,218	1	4,433	25,294
<b>Sub-Total</b>	<b>242,698</b>	<b>247,485</b>	<b>60</b>	<b>7,754</b>	<b>258,223</b>	<b>16</b>	<b>5,649</b>	<b>234,109</b>
<b>Juvenile</b>								
CHINS	19,140	12,876	84	244	12,970	44	179	19,151
Delinquency	12,648	10,538	208	219	10,347	103	161	13,002
Status	5,023	2,906	21	20	2,181	26	27	5,736
Paternity	57,367	13,881	139	3,873	18,375	41	1,305	55,539
Miscellaneous	16542	11,673	31	147	10,790	8	160	17,435
Term. Par. Right	6,197	3,357	0	51	3,035	0	47	6,523
Juvenile Protection Order	14	33	0	1	15	0	1	32
<b>Sub-Total</b>	<b>116,931</b>	<b>55,264</b>	<b>483</b>	<b>4,555</b>	<b>57,713</b>	<b>222</b>	<b>1,880</b>	<b>117,418</b>
<b>Civil</b>								
Plenary	27,061	10,654	96	726	13,458	44	480	24,555
Mortgage Foreclosure	10,139	9,120	12	168	9,735	7	111	9,586
Civil Collections	84,085	139,419	344	5,389	132,411	214	2,087	94,525
Civil Tort	28,352	13,086	49	779	15,689	78	706	25,793
Small Claims	188,268	77,728	39	4,846	95,327	92	1,225	173,787
Evictions	27,522	68,690	9	555	67,970	25	472	28,309
Domestic Rel.	25,260	0	0	1,126	4,681	6	239	21,460
Domestic Rel. W/Child	16,303	12,102	105	1,470	12,718	22	700	16,540

<b>Totals Courts of Record</b>	<b>Cases Pending 1/1/2024</b>	<b>Cases Filed</b>	<b>Cases Venued In</b>	<b>Cases Trans. In</b>	<b>Cases Disposed</b>	<b>Cases Venued Out</b>	<b>Cases Trans. Out</b>	<b>Cases Pending 12/31/2024</b>
Domestic Rel. No Child	12,579	14,652	21	452	14,717	15	383	12,589
Recip. Support	10,350	1,285	7	168	2,044	2	42	9,722
Mental Health	14,090	19,223	76	639	21,868	20	604	11,536
Protective Orders	26,464	39,598	488	5,978	42,726	280	5,126	24,396
Expungement	5,240	10,069	1	225	10,343	1	197	4,994
Tax Sale	336	187	0	4	166	0	2	309
Tax Petition	6,319	4,334	0	91	5,340	0	65	5,339
Miscellaneous	34,765	16,674	30	684	20,172	35	603	31,343
<b>Sub-Total</b>	<b>517,133</b>	<b>436,321</b>	<b>1,277</b>	<b>23,300</b>	<b>469,365</b>	<b>841</b>	<b>13,042</b>	<b>494,783</b>
<b>Probate/Adoption</b>								
Adoption	4,487	3813	13	196	3,979	13	192	4,325
Guardianship	31,014	7,859	59	2,255	10,666	27	858	29,636
Guardianship Misc.	524	385	0	43	327	0	38	587
Estate- Supv.	13,382	1,787	8	250	3,570	6	237	11,614
Estate-Un-Supv.	25,941	9,732	7	891	11,342	7	875	24,347
Estate- Misc.	5,352	4,039	2	189	5,415	0	184	3,983
Trusts	2,404	309	2	38	358	0	34	2,361
<b>Sub-Total</b>	<b>83,104</b>	<b>27,924</b>	<b>91</b>	<b>3,862</b>	<b>35,657</b>	<b>53</b>	<b>2,418</b>	<b>76,853</b>
<b>Grand Total</b>	<b>1,300,027</b>	<b>1,012,766</b>	<b>5,279</b>	<b>58,022</b>	<b>1,084,847</b>	<b>1,148</b>	<b>36,155</b>	<b>1,253,944</b>

Marion County Small Claims Courts became courts of record on July 1, 2018 and are included in this table beginning in 2019.

## STATEWIDE CASE TOTALS – CITY AND TOWN COURTS

Totals City and Town Courts	Cases Pending 1/1/2024	Cases Filed	Cases Venued In	Cases Trans. In	Cases Disposed	Cases Venued Out	Cases Trans. Out	Cases Pending 12/31/2024
<b>Criminal</b>								
Misdemeanor	139,848	22,890	0	70	23,502	2	216	139,088
Miscellaneous	1,361	110	57	0	159	0	0	1,369
<b>Sub-Total</b>	<b>141,209</b>	<b>23,000</b>	<b>57</b>	<b>70</b>	<b>23,661</b>	<b>2</b>	<b>216</b>	<b>140,457</b>
<b>Civil Violations</b>								
Infraction	161,211	89,554	0	4	88,938	5	45	161,781
Ordinance Viol.	58,441	17,354	0	0	19,593	0	2	56,200
<b>Sub-Total</b>	<b>219,652</b>	<b>106,908</b>	<b>0</b>	<b>4</b>	<b>108,531</b>	<b>5</b>	<b>47</b>	<b>217,981</b>
<b>Civil</b>								
Plenary	233	64	77	0	249	0	0	125
Civil Collections	6,063	1,427	0	0	1,299	0	0	6,191
Small Claims	31	0	0	0	3	0	0	28
Evictions	1,164	176	0	0	67	0	0	1,273
Expungement	1	0	0	0	0	0	0	1
Miscellaneous	116	1	0	0	1	0	0	116
<b>Sub-Total</b>	<b>7,608</b>	<b>1,668</b>	<b>77</b>	<b>0</b>	<b>1,619</b>	<b>0</b>	<b>0</b>	<b>7,734</b>
<b>Grand Total</b>	<b>368,469</b>	<b>131,576</b>	<b>134</b>	<b>74</b>	<b>133,811</b>	<b>7</b>	<b>263</b>	<b>366,172</b>

*Small Claims cases are no longer heard by City and Town Courts, but due to data reported, it is included in this chart.*

## CASES IN WHICH PAUPER COUNSEL WAS APPOINTED

According to the law of the United States and Indiana, a public defender must be made available to the following indigent persons at both the trial and appellate levels:

- A defendant in a criminal case
- A child charged with a delinquent act
- A parent in a termination of parental rights case
- A parent in a juvenile CHINS case
- A person on whom involuntary commitment proceedings have commenced; and
- Any person facing contempt proceedings where incarceration is a possibility

If the court determines the defendant to be indigent, the court must appoint a public defender. IOCS tracks and reports the number of cases in which counsel was appointed and paid for by county/state funds.

	2015	2016	2017	2018	2019	2020	2021	2022	2023	2024	2024 Total Cases Filed
Murder	178	192	166	211	174	214	236	260	266	242	287
Class A Felony	707	450	309	306	231	133	134	108	104	63	40
Class B Felony	1,728	1,064	672	476	341	191	137	109	81	62	32
Class C Felony	1,971	941	568	341	191	137	93	70	76	42	124
Class D Felony	5,424	2,293	1,143	609	395	212	155	156	132	101	224
Level 1 Felony	326	348	352	383	371	419	428	433	494	515	657
Level 2 Felony	774	1,013	1,190	1,363	1,561	1,361	1,577	1,473	1,652	1,508	1,855
Level 3 Felony	1,515	1,760	1,905	1,984	2,024	1,737	1,704	1,758	1,718	1,663	2,040
Level 4 Felony	2,311	2,780	2,854	2,963	3,057	2,447	2,648	2,574	2,791	2,579	3,190
Level 5 Felony	6,863	7,974	8,739	8,881	8,914	7,865	8,278	8,289	9,397	9,187	11,822
Level 6 Felony	27,830	36,169	40,964	43,640	44,059	36,277	38,045	35,660	36,479	35,973	49,099
Crim. Misd.	52,127	52,043	52,902	53,020	55,262	42,865	45,837	43,298	45,269	47,951	116,394
Juvenile CHINS	13,451	15,345	14,810	14,283	15,289	13,886	9,101	7,199	9,274	11,946	12,876
Juv. Delinquency	10,248	9,514	8,705	8,389	7,904	6,127	5,665	6,036	7,554	6,915	10,538
Juvenile Status	1,250	972	886	886	921	686	930	884	898	886	2,906
Term. Par. Rights	1,744	2,455	1,991	2,754	2,764	2,065	1,924	1,524	1,512	1,673	3,357
Juvenile Paternity	2,444	2,139	2,019	1,507	1,196	763	691	849	830	1,029	13,881
Juvenile Protection Order					0	0	2	0	0	1	33
Other	3,364	2,870	3,115	2,729	2,874	2,133	2,303	2,421	2,338	2,401	N/A
Post-Conv. Relief	77	100	88	91	81	72	72	70	107	69	919
<b>Total</b>	<b>134,332</b>	<b>140,422</b>	<b>143,378</b>	<b>144,816</b>	<b>147,609</b>	<b>119,590</b>	<b>119,958</b>	<b>113,171</b>	<b>120,972</b>	<b>124,669</b>	<b>230,274</b>
Appeals*	618	651	730	862	868	548	706	731	781	894	N/A
<b>Total w/Appeals</b>	<b>134,950</b>	<b>141,073</b>	<b>144,108</b>	<b>145,678</b>	<b>148,477</b>	<b>120,138</b>	<b>120,644</b>	<b>113,902</b>	<b>121,753</b>	<b>125,703</b>	<b>N/A</b>

\*Appeals are not included in the total cases filed column.

## SELF-REPRESENTED LITIGANTS

This chart represents the number of cases in which at least one of the litigants represented themselves for part or all proceedings during 2024.

Self-Represented Litigants Case Type	Circuit, Superior & Probate	City & Town	Marion County Small Claims	Total All Courts
Murder (MR)	44	0	0	44
Felony (CF)	13	0	0	13
Class A Felony (FA)	37	0	0	37
Class B Felony (FB)	16	0	0	16
Class C Felony (FC)	12	0	0	12
Class D Felony (FD)	128	0	0	128
Level 1 Felony	55	0	0	55
Level 2 Felony	207	0	0	207
Level 3 Felony	170	0	0	170
Level 4 Felony	276	0	0	276
Level 5 Felony	721	0	0	721
Level 6 Felony	3,773	0	0	3,773
Misdemeanor (CM)	10,218	3,009	0	13,227
Post-Conviction Relief (PC)	281	0	0	281
Miscellaneous (MC)	2,207	0	0	2,207
Red Flag (RF)	37	0	0	37
<b>Total Criminal</b>	<b>18,195</b>	<b>3,009</b>	<b>0</b>	<b>21,204</b>
Infraction (IF)	21,085	8,169	0	29,254
Ordinance Violation (OV/OE)	6,026	386	0	6,412
<b>Total Civil Violations</b>	<b>27,111</b>	<b>8,555</b>	<b>0</b>	<b>35,666</b>
CHINS (JC)	473	0	0	473
Delinquency (JD)	183	0	0	183
Status (JS)	44	0	0	44
Paternity (JP)	4,691	0	0	4,691
Miscellaneous (JM)	401	0	0	401
Term. Parental Rights (JT)	97	0	0	97
Protection Orders (JQ)	1	0	0	1
<b>Total Juvenile</b>	<b>5,890</b>	<b>0</b>	<b>0</b>	<b>5,890</b>
Plenary (CP/PL)	2,208	0	0	2,208
Mortgage Foreclosure (MF)	604	0	0	604
Civil Collections (CC)	12,055	2	0	12,057
Tort (CT)	1,148	0	0	1,148
Small Claims (SC)	20,032	0	3467	23,499
Evictions (EV)	15,164	4,935	29	20,138

<b>Self-Represented Litigants Case Type</b>	<b>Circuit, Superior &amp; Probate</b>	<b>City &amp; Town</b>	<b>Marion County Small Claims</b>	<b>Total All Courts</b>
Dom. Rel. with Children (DC)	7,054	0	0	7,054
Dom. Rel. w/out Children (DN)	8,725	0	0	8,725
Domestic Relations (DR)	847	0	0	847
Reciprocal Support (RS)	256	0	0	256
Mental Health (MH)	1,451	0	0	1,451
Tax Deed, Verified Petition for (TP)	765	0	0	765
Tax Sales (TS)	19	0	0	19
Protective Orders (PO)	21,092	0	0	21,092
Expungement (XP)	1,859	0	0	1,859
Miscellaneous (MI)	5,290	0	0	5,290
<b>Total Civil</b>	<b>98,569</b>	<b>4,937</b>	<b>3,496</b>	<b>107,012</b>
Adoptions (AD)	308	0	0	308
Guardianships (GU)	2,565	0	0	2,565
Guardianship Misc. GM)	25	0	0	25
Estates (ES)	201	0	0	201
Estates (EU)	811	0	0	811
Estates (EM)	290	0	0	290
Trusts (TR)	20	0	0	20
<b>Total Probate / Adoption</b>	<b>4,220</b>	<b>0</b>	<b>0</b>	<b>4,220</b>
<b>Total All Case Types</b>	<b>153,985</b>	<b>16,501</b>	<b>3,496</b>	<b>173,992</b>

## STATEWIDE DISPOSITION TOTALS – ALL COURTS

Statewide Dispositions All Courts	Jury Trial	Bench Trial	Bench Disp.	Guilty Plea/ Admin	Default	Defer/ Divert.	Dismiss	Viol. Bureau	Closed	FTA/ FTP	Other
<b>Criminal</b>											
Murder	127	14	12	188	0	0	23	0	0	0	11
Felony	3	3	10	41	0	0	24	0	0	0	148
Class A Felony	12	5	9	36	0	0	12	0	0	0	2,228
Class B Felony	0	1	7	27	0	0	18	0	0	0	255
Class C Felony	5	4	19	68	0	1	30	0	0	0	2,384
Class D Felony	3	10	48	202	0	11	400	0	0	0	544
Level 1 Felony	98	23	16	470	0	1	81	0	0	0	12
Level 2 Felony	54	11	52	1,664	0	6	357	0	0	0	161
Level 3 Felony	76	30	49	1,765	0	7	336	0	0	0	104
Level 4 Felony	100	34	56	2,845	0	29	564	0	0	0	238
Level 5 Felony	166	92	187	9,450	0	258	2,069	0	0	0	602
Level 6 Felony	246	196	348	36,762	0	2609	10,723	0	0	0	832
Post-Conv. Relief	0	60	354	0	0	0	336	0	0	0	67
Misdemeanor	80	842	2,242	57,311	0	22,475	36,196	0	0	0	643
Miscellaneous	0	1,335	66,888	36	0	3	2,080	0	9,723	0	5,640
Red Flag	0	160	278	0	0	0	75	0	6	0	0
<b>Sub-Total</b>	<b>970</b>	<b>2,818</b>	<b>70,575</b>	<b>110,865</b>	<b>0</b>	<b>25400</b>	<b>53,324</b>	<b>0</b>	<b>9,729</b>	<b>0</b>	<b>13,869</b>
<b>Civil Violations</b>											
Infraction	6	2,305	7,768	24491	21,357	45572	30,352	151,146	0	46,283	1,663
Ordinance Viol.	4	816	932	4,797	2,523	3598	10,251	7,221	0	5,319	350
<b>Sub-Total</b>	<b>10</b>	<b>3,121</b>	<b>8,700</b>	<b>29,288</b>	<b>23,880</b>	<b>49170</b>	<b>40,603</b>	<b>158,367</b>	<b>0</b>	<b>51,602</b>	<b>2,013</b>
<b>Juvenile</b>											
CHINS	0	3,179	4,067	1,674	0	0	2,564	0	0	0	1,486
Delinquency	0	687	2,382	3,727	0	327	2,043	0	0	0	1,181
Status	0	55	1,015	376	0	0	523	0	0	0	212
Paternity	0	4,546	7,573	326	0	0	2,856	0	0	0	3,074
Miscellaneous	0	1,078	7,097	13	0	0	1,566	0	0	0	1,036
Term. Par. Right	0	537	355	14	0	00	1,933	0	0	0	196
Juvenile Protection Orders	0	6	6	0	0		3	0	0	0	0
<b>Sub-Total</b>	<b>0</b>	<b>10,088</b>	<b>22,495</b>	<b>6,130</b>	<b>0</b>	<b>327</b>	<b>11,488</b>	<b>0</b>	<b>0</b>	<b>0</b>	<b>7,185</b>
<b>Civil</b>											
Plenary	17	315	2,639	0	4288	0	4,816	0	426	0	1,206
Mortgage Foreclosure	0	91	1,382	0	3185	0	4,823	0	121	0	133
Civil Collections	1	511	18,457	0	91123	0	22,344	0	661	0	613
Civil Tort	85	103	2,168	0	2387	0	10,088	0	494	0	364
Small Claims	0	9,034	23,212	0	31,450	0	26,375	0	2,386	0	2,873
Evictions	1	9,221	11,465	0	10,802	0	36,235	0	248	0	65
Domestic Rel.	0	162	1,954	0	0	0	513	0	0	0	2,052

<b>Statewide Dispositions All Courts</b>	<b>Jury Trial</b>	<b>Bench Trial</b>	<b>Bench Disp.</b>	<b>Guilty Plea/ Admin</b>	<b>Default</b>	<b>Defer/ Divert.</b>	<b>Dismiss</b>	<b>Viol. Bureau</b>	<b>Closed</b>	<b>FTA/ FTP</b>	<b>Other</b>
Domestic Re. W/Child	0	2,226	8,345	0	12	0	2,027	0	0	0	108
Domestic Rel. No Child	0	2,683	9,810	0	21	0	2,131	0	0	0	72
Recip. Support	0	238	1,080	0	44	0	319	0	0	0	363
Mental Health	0	554	13,368	0	1	0	4,311	0	3,552	0	82
Protective Orders	0	7,663	23,777	1	29	0	10,486	0	0	0	770
Expungement	0	1,672	9,351	0	0	0	123	0	549	0	68
Tax Sale	0	0	127	0	0	0	0	0	39	0	0
Tax Petition	0	1,672	3,394	0	75	0	121	0	77	0	1
Miscellaneous	3	3,249	10,750	2	802	0	1,941	0	1,818	0	1,608
<b>Sub-Total</b>	<b>107</b>	<b>37,974</b>	<b>141,279</b>	<b>3</b>	<b>144,219</b>	<b>0</b>	<b>126,653</b>	<b>0</b>	<b>10,371</b>	<b>0</b>	<b>10,378</b>
<b>Probate/Adoption</b>											
Adoption	0	1,383	933	0	0	0	285	0	1,166	0	212
Estate- Supv.	0	35	1,356	0	2	0	184	0	1,940	0	53
Estate-Un-Supv.	0	34	4,107	0	1	0	429	0	6,609	0	162
Estate- Misc.	0	94	2,541	0	0	0	179	0	2,555	0	46
Guardianship	0	2,335	4,620	0	0	0	891	0	1,556	0	1,264
Guardianship Misc.	0	31	124	0	0	0	42	0	123	0	7
Trusts	0	24	147	0	2	0	2	0	144	0	39
<b>Sub-Total</b>	<b>0</b>	<b>3,936</b>	<b>13,828</b>	<b>0</b>	<b>5</b>	<b>0</b>	<b>2,012</b>	<b>0</b>	<b>14,093</b>	<b>0</b>	<b>1,783</b>
<b>Grand Total</b>	<b>1,087</b>	<b>57,937</b>	<b>256,877</b>	<b>146,286</b>	<b>168,104</b>	<b>74,897</b>	<b>234,080</b>	<b>158,367</b>	<b>24,193</b>	<b>51,602</b>	<b>35,228</b>

## STATEWIDE DISPOSITION TOTALS – COURTS OF RECORD

Statewide Dispositions – Courts of Record	Jury Trial	Bench Trial	Bench Disp.	Guilty Plea/ Admin	Default	Defer/ Divert.	Dismiss	Viol. Bureau	Closed	FTA/ FTP	Other
<b>Criminal</b>											
Murder	127	14	12	188	0	0	23	0	0	0	11
Felony	3	3	10	41	0	0	24	0	0	0	148
Class A Felony	12	5	9	36	0	0	12	0	0	0	2,228
Class B Felony	0	1	7	27	0	0	18	0	0	0	255
Class C Felony	5	4	19	68	0	1	30	0	0	0	2,384
Class D Felony	3	10	48	202	0	11	400	0	0	0	544
Level 1 Felony	98	23	16	470	0	1	81	0	0	0	12
Level 2 Felony	54	11	52	1,664	0	6	357	0	0	0	161
Level 3 Felony	76	30	49	1,765	0	7	336	0	0	0	104
Level 4 Felony	100	34	56	2,845	0	29	564	0	0	0	238
Level 5 Felony	166	92	187	9,450	0	258	2,069	0	0	0	602
Level 6 Felony	246	196	348	36,762	0	2609	10,723	0	0	0	832
Post-Conv. Relief	0	60	354	0	0	0	336	0	0	0	67
Misdemeanor	79	659	1,510	48,245	0	17,398	27,965	0	0	0	431
Miscellaneous	0	1,335	66,822	36	0	2	2,080	0	9,640	0	5,631
Red Flag	0	160	278	0	0	0	75	0	6	0	0
<b>Sub-Total</b>	<b>969</b>	<b>2,635</b>	<b>69,777</b>	<b>101,799</b>	<b>0</b>	<b>20,322</b>	<b>45,093</b>	<b>0</b>	<b>9,646</b>	<b>0</b>	<b>13,648</b>
<b>Civil Violations</b>											
Infraction	5	1,723	6,924	14,006	18029	36,074	19,766	110,544	0	33,810	1,124
Ordinance Viol.	0	565	812	1,690	1,870	1,281	5,099	3,373	0	1,260	268
<b>Sub-Total</b>	<b>5</b>	<b>2,288</b>	<b>7,736</b>	<b>15,696</b>	<b>19,899</b>	<b>37,355</b>	<b>24,865</b>	<b>113,917</b>	<b>0</b>	<b>35,070</b>	<b>1,392</b>
<b>Juvenile</b>											
CHINS	0	3,179	4,067	1,674	0	0	2,564	0	0	0	1,486
Delinquency	0	687	2,382	3,727	0	327	2,043	0	0	0	1,181
Status	0	55	1,015	376	0	0	523	0	0	0	212
Paternity	0	4,546	7,573	326	0	0	2,856	0	0	0	3,074
Miscellaneous	0	1,078	7,097	13	0	0	1,566	0	0	0	1,036
Term. Par. Right	0	537	355	14	0	0	1,933	0	0	0	196
Juvenile Protection Orders	0	6	6	0	0	0	3	0	0	0	0
<b>Sub-Total</b>	<b>0</b>	<b>10,088</b>	<b>22,495</b>	<b>6,130</b>	<b>0</b>	<b>327</b>	<b>11,488</b>	<b>0</b>	<b>0</b>	<b>0</b>	<b>7,185</b>
<b>Civil</b>											
Plenary	17	314	2,639	0	4,252	0	4,625	0	426	0	1,206
Mortgage Foreclosure	0	91	1,382	0	3,185	0	4,823	0	121	0	133
Civil Collections	1	450	18,444	0	90,549	0	21,882	0	626	0	459
Civil Tort	85	103	2,168	0	2,387	0	10,088	0	494	0	364
Small Claims	0	9,034	23,212	0	31,450	0	26,375	0	2,386	0	2,870
Evictions	1	9,220	11,465	0	10775	0	36,207	0	240	0	62
Domestic Rel.	0	162	1,954	0	0	0	513	0	0	0	2,052
Domestic Re. W/Child	0	2,226	8,345	0	12	0	2,027	0	0	0	108

<b>Statewide Dispositions – Courts of Record</b>	<b>Jury Trial</b>	<b>Bench Trial</b>	<b>Bench Disp.</b>	<b>Guilty Plea/ Admin</b>	<b>Default</b>	<b>Defer/ Divert.</b>	<b>Dismiss</b>	<b>Viol. Bureau</b>	<b>Closed</b>	<b>FTA/ FTP</b>	<b>Other</b>
Domestic Rel. No Child	0	2,683	9,810	0	21	0	2,131	0	0	0	72
Recip. Support	0	238	1,080	0	44	0	319	0	0	0	363
Mental Health	0	554	13,368	0	1	0	4,311	0	3,552	0	82
Protective Orders	0	7,663	23,777	1	29	0	10,486	0	0	0	770
Expungement	0	252	9,351	0	0	0	123	0	549	0	68
Tax Sale	0	0	127	0	0	0	0	0	39	0	0
Tax Petition	0	1,672	3,394	0	75	0	121	0	77	0	1
Miscellaneous	3	3,249	10,750	2	802	0	1,940	0	1,818	0	1,608
<b>Sub-Total</b>	<b>107</b>	<b>37,911</b>	<b>141,266</b>	<b>3</b>	<b>143,582</b>	<b>0</b>	<b>125,971</b>	<b>0</b>	<b>10,328</b>	<b>0</b>	<b>10,218</b>
<b>Probate/ Adoption</b>											
Adoption	0	1,383	933	0	0	0	285	0	1,166	0	212
Estate- Supv.	0	35	1,356	0	2	0	184	0	1,940	0	53
Estate-Un-Supv.	0	34	4,107	0	1	0	429	0	6,909	0	162
Estate- Misc.	0	94	2,541	0	0	0	179	0	2,555	0	46
Guardianship	0	2,335	4,620	0	0	0	891	0	1,556	0	1,264
Guardianship Misc.	0	31	124	0	0	0	42	0	123	0	7
Trusts	0	24	147	0	2	0	2	0	144	0	39
<b>Sub-Total</b>	<b>0</b>	<b>3,936</b>	<b>13,828</b>	<b>0</b>	<b>5</b>	<b>0</b>	<b>2,012</b>	<b>0</b>	<b>14,093</b>	<b>0</b>	<b>1,783</b>
<b>Grand Total</b>	<b>1,081</b>	<b>56,858</b>	<b>255,081</b>	<b>123,628</b>	<b>163,486</b>	<b>58,004</b>	<b>209,429</b>	<b>113,917</b>	<b>34,067</b>	<b>35,070</b>	<b>34,226</b>

*Totals from Circuit, Superior, Probate, and Marion County Small Claims Courts.*

## STATEWIDE DISPOSITION TOTALS – CITY AND TOWN COURTS

	Jury Trial	Bench Trial	Bench Disp.	Guilty Plea/ Admin.	Default	Defer/ Divert.	Dismiss	Viol. Bureau	Closed	FTA/ FTP	Other
<b>Criminal</b>											
Misdemeanor	1	183	732	9,066	0	5,077	8,231	0	0	0	212
Miscellaneous	0	0	66	0	0	1	0	0	83	0	9
<b>Sub-Total</b>	<b>1</b>	<b>183</b>	<b>798</b>	<b>9,066</b>	<b>0</b>	<b>5,078</b>	<b>8,231</b>	<b>0</b>	<b>83</b>	<b>0</b>	<b>221</b>
<b>Civil Violations</b>											
Infraction	1	582	844	10,485	3,328	9,498	10,586	40,602	0	12,473	539
Ordinance Viol.	4	251	120	3,107	653	2317	5,152	3,848	0	4,059	82
<b>Sub-Total</b>	<b>5</b>	<b>833</b>	<b>964</b>	<b>13,592</b>	<b>3,981</b>	<b>11,815</b>	<b>15,738</b>	<b>44,450</b>	<b>0</b>	<b>16,532</b>	<b>621</b>
<b>Civil</b>											
Plenary	0	1	21	0	36	0	191	0	0	0	0
Civil Collections	0	61	13	0	574	0	462	0	35	0	154
Small Claims	0	0	0	0	0	0	0	0	8	0	3
Evictions	0	1	0	0	27	0	28	0		0	3
Miscellaneous	0	0	0	0	0	0	1	0	0	0	0
<b>Sub-Total</b>	<b>0</b>	<b>63</b>	<b>34</b>	<b>0</b>	<b>637</b>	<b>0</b>	<b>682</b>	<b>0</b>	<b>43</b>	<b>0</b>	<b>160</b>
<b>Grand Total</b>	<b>6</b>	<b>1,796</b>	<b>1,048</b>	<b>22,658</b>	<b>4,618</b>	<b>16,893</b>	<b>24,651</b>	<b>44,450</b>	<b>126</b>	<b>16,532</b>	<b>1,002</b>

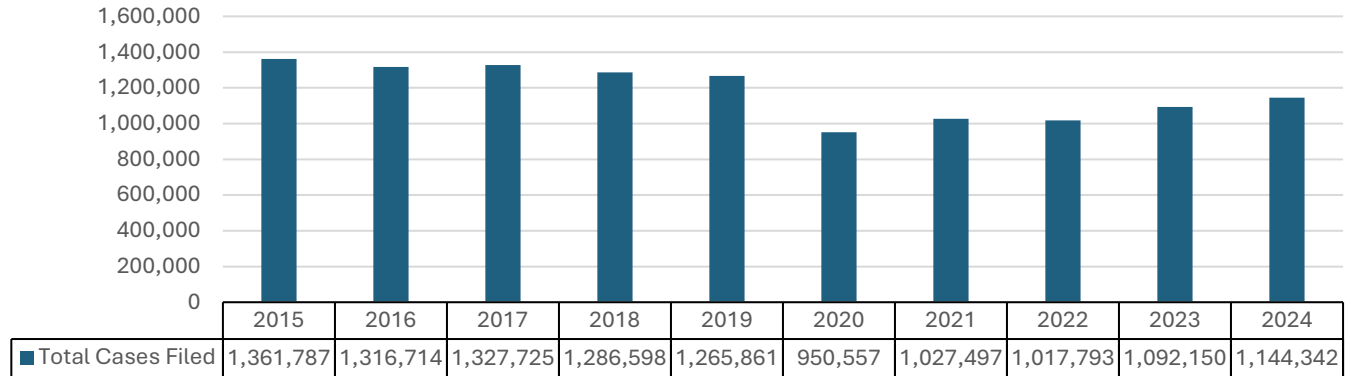
## **EVICTIION SEALING**

Ind. Code § 32-31-11-3 and Ind. Code § 32-31-11-4, effective July 1, 2022, allow courts to order certain eviction actions sealed. These statutes provide that an eviction action may be ordered sealed if one of the following events occurs: (1) the eviction action is dismissed, (2) a judgment in favor of the tenant is entered by the court, or (3) a judgment entered against the tenant was subsequently overturned or vacated on appeal. These statutes allow a petition to seal eviction cases decided prior to July 1, 2022, if any of these criteria are met.

Ind. Code § 32-31-11-5 requires clerks or court administrators to track all eviction actions ordered sealed and provide statistical information regarding these orders to the Office of Judicial Administration. To facilitate this reporting, courts and clerks were provided specific event codes in Odyssey (the court case management system) which allows the Office of Judicial Administration to compile this information. In CY 2024, there were 16,441 eviction actions ordered sealed.

## STATISTICAL TRENDS

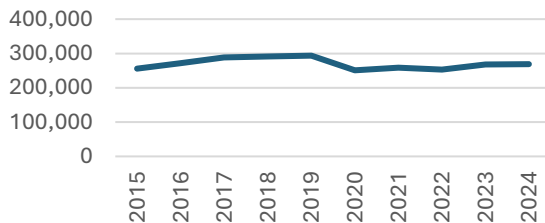
### Total Cases Filed



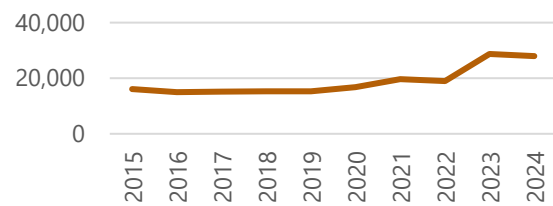
### Total Cases Filed

2015 to 2019	7% decrease in filings
2020 to 2024	20% increase in filings
2015 to 2024	16% decrease in filings

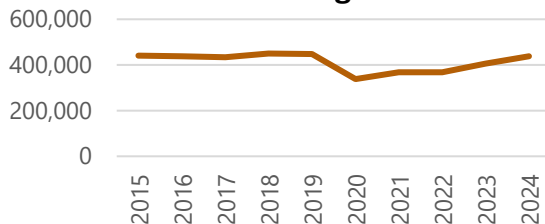
### Criminal Filings



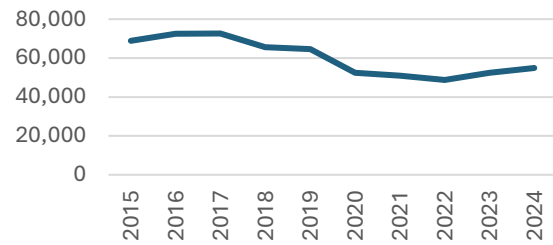
### Probate Filings



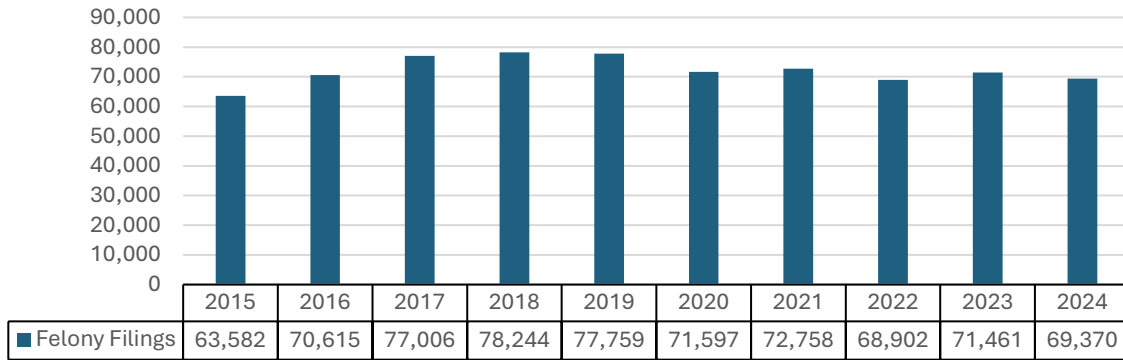
### Civil Filings



### Juvenile Filings



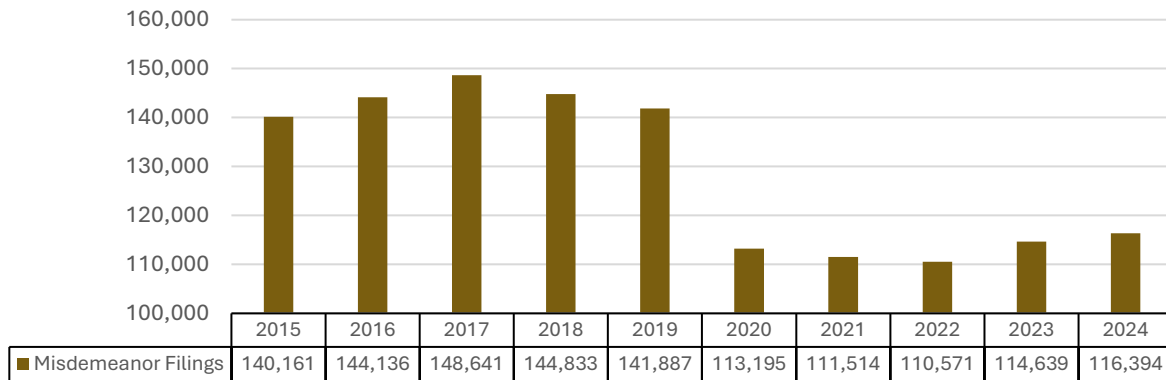
### Felony Filings



### Felony Filings

2015 to 2019	22% increase in filings
2020 to 2024	3% decrease in filings
2015 to 2024	9% increase in filings

### Misdemeanor Filings



### Misdemeanor Filings

2015 to 2019	1% increase in filings
2020 to 2024	3% increase in filings
2015 to 2024	17% decrease in filings

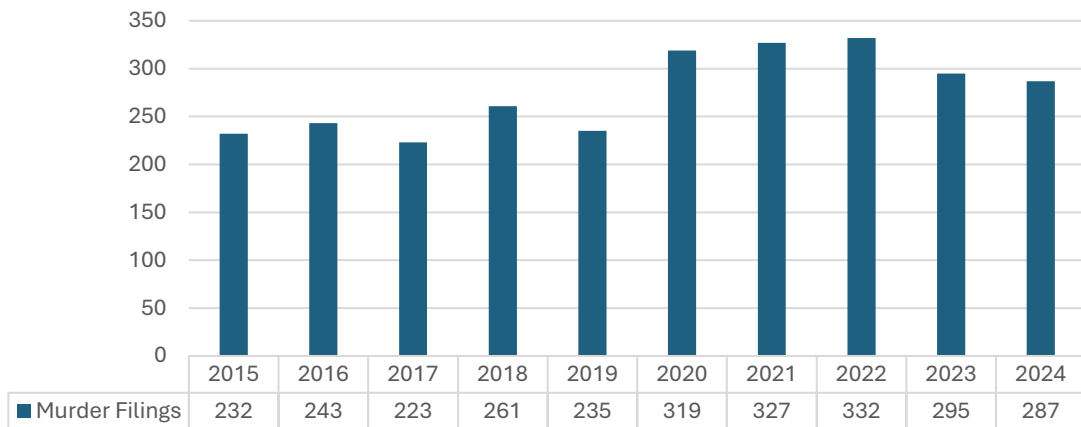
### Felony and Misdemeanor Totals

	2015	2016	2017	2018	2019	2020	2021	2022	2023	2024
Felony	63,582	70,615	77,006	78,244	77,759	71,597	72,758	68,902	71,461	69,370
Misdemeanor	140,161	144,136	148,641	144,833	141,887	113,195	111,514	110,571	114,639	116,394
<b>Total</b>	<b>203,743</b>	<b>214,751</b>	<b>225,647</b>	<b>223,077</b>	<b>219,646</b>	<b>184,792</b>	<b>184,272</b>	<b>179,473</b>	<b>186,100</b>	<b>185,764</b>

0.18% Decrease in Felony and Misdemeanor total filings from year 2023 to 2024

8.82% Decrease in Felony and Misdemeanor total filings from year 2015 to 2024

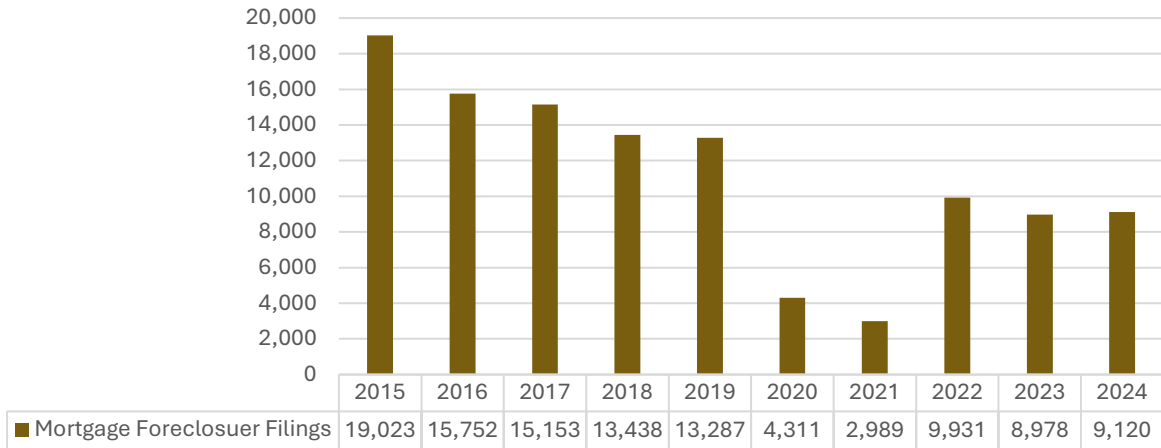
### Murder Filings



### Murder Filings

2015 to 2019	1% increase in filings
2020 to 2024	10% decrease in filings
2015 to 2024	24% increase in filings

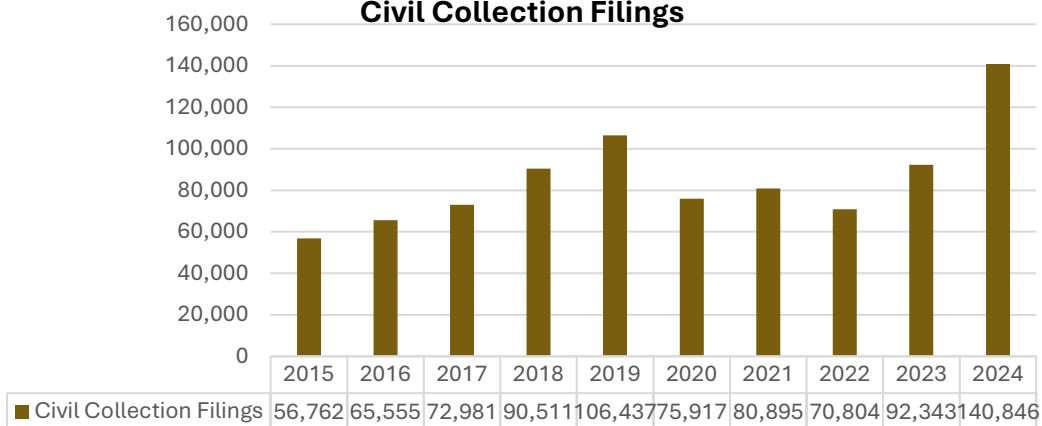
### Mortgage Foreclosure Filings



### Mortgage Foreclosure Filings

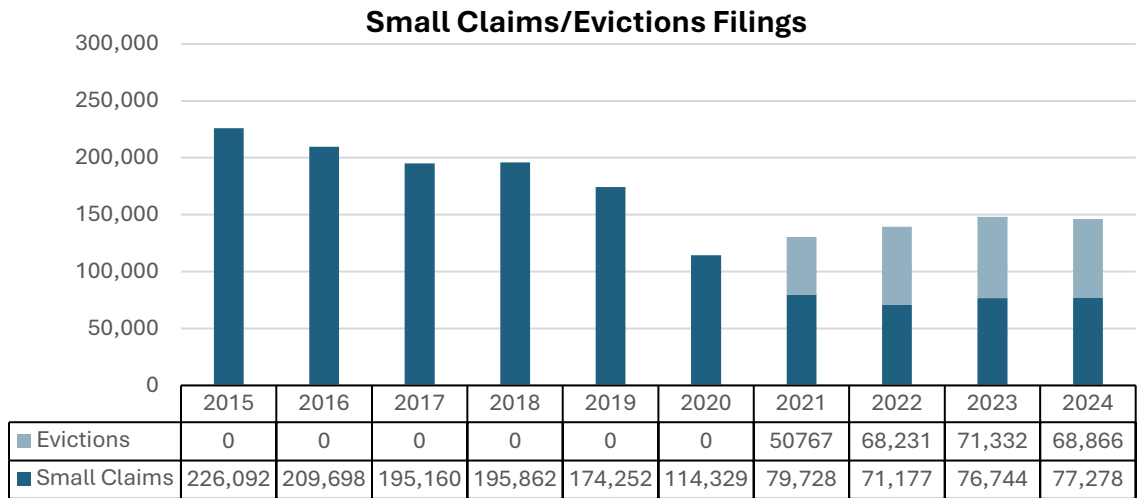
2015 to 2019	30% decrease in filings
2020 to 2024	112% increase in filings
2015 to 2024	52% decrease in filings

### Civil Collection Filings



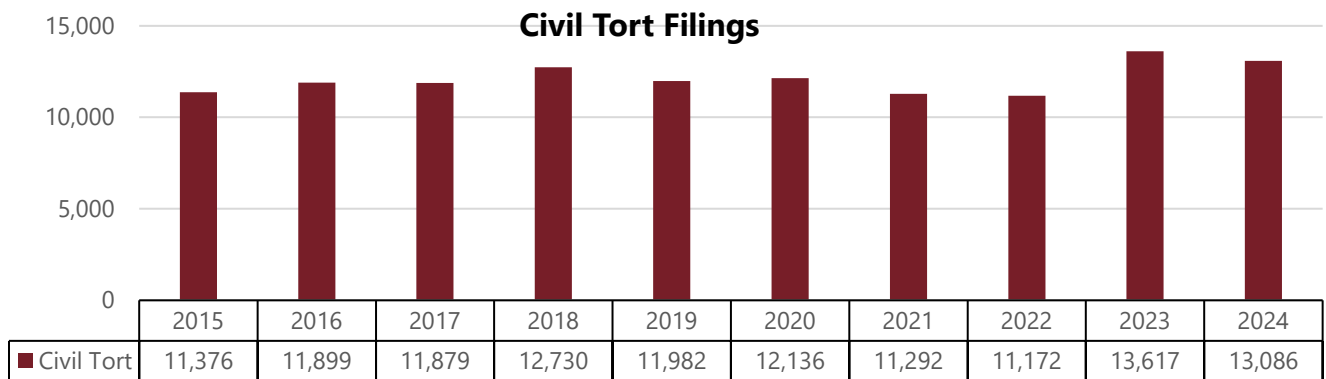
### Civil Collection Filings

2015 to 2019	88% increase in filings
2020 to 2024	86% increase in filings
2015 to 2024	148% increase in filings



### Small Claims/ Eviction Filings

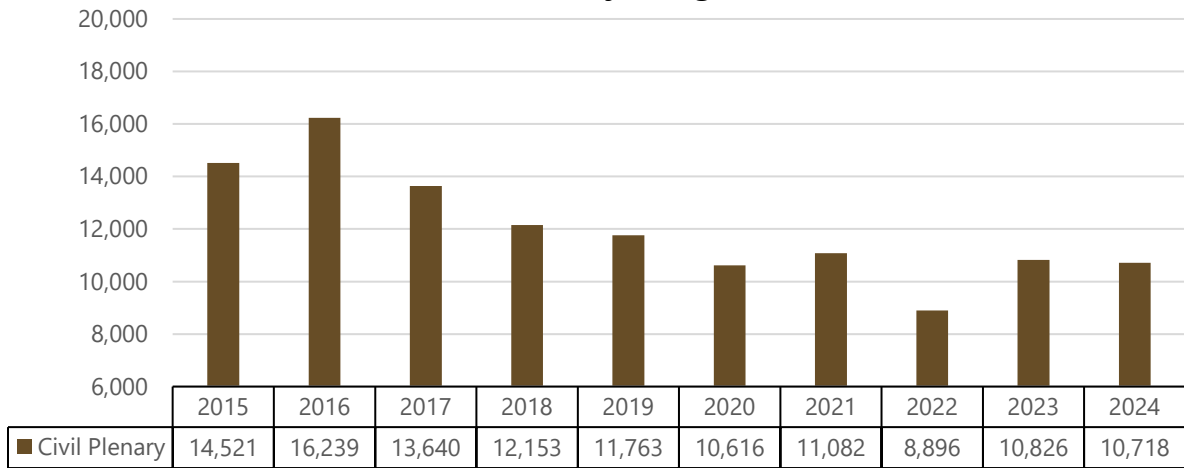
2015 to 2019	23% decrease in filings
2020 to 2024	28% increase in filings
2015 to 2024	35% decrease in filings



### Civil Tort Filings

2015 to 2019	5% increase in filings
2020 to 2024	8% increase in filings
2015 to 2024	15% increase in filings

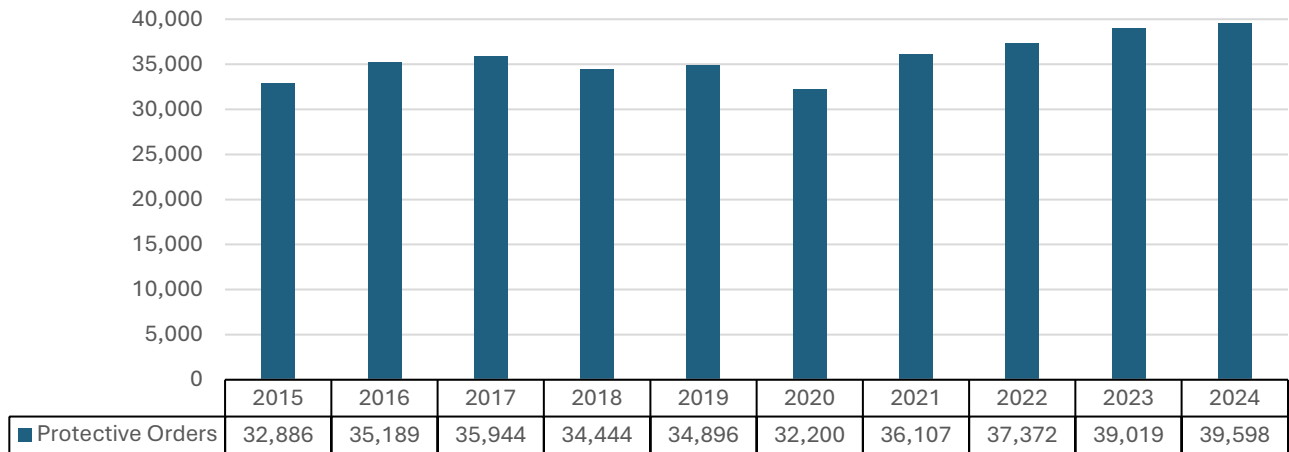
### Civil Plenary Filings



### Civil Plenary Filings

2015 to 2019	19% decrease in filings
2020 to 2024	1% increase in filings
2015 to 2024	26% decrease in filings

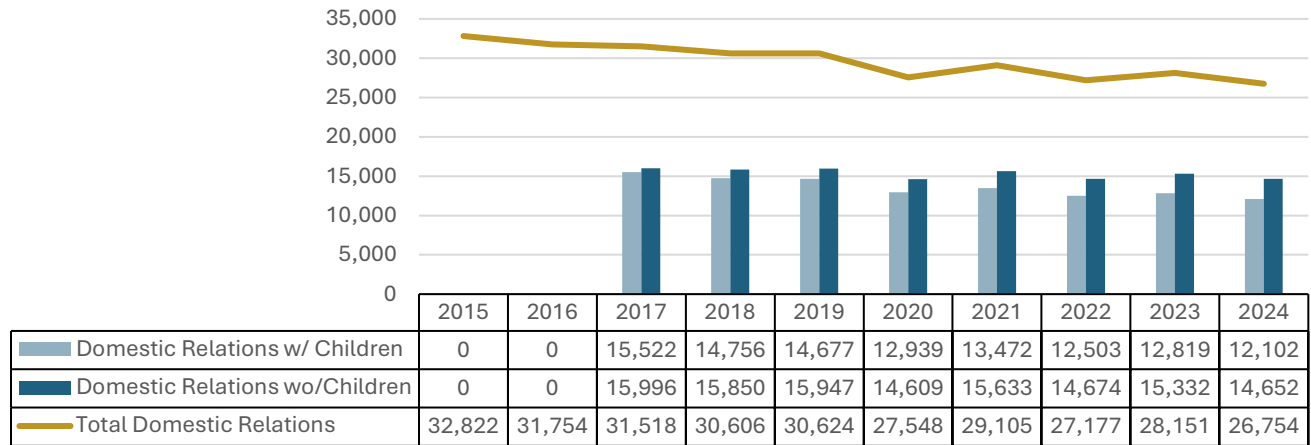
### Protective Orders



### Protective Orders

2015 to 2019	6% increase in filings
2020 to 2024	23% increase in filings
2015 to 2024	20% increase in filings

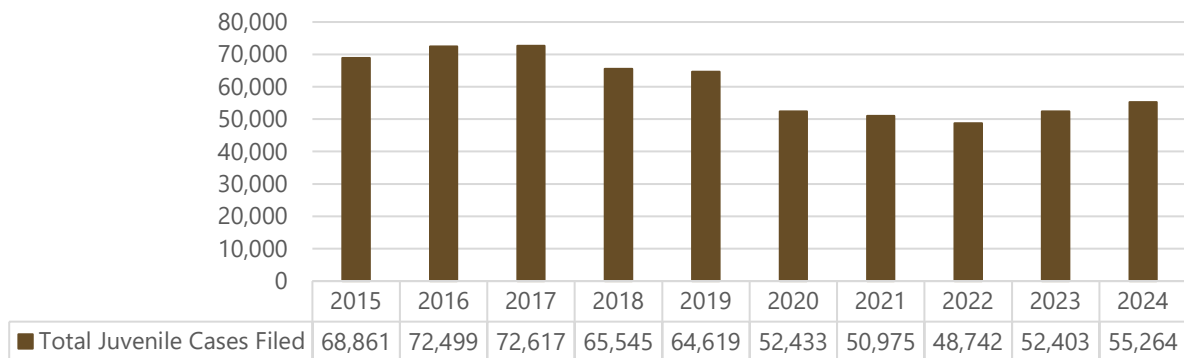
### Domestic Relations Filings



### Domestic Relations

2015 to 2019	7% decrease in filings
2020 to 2024	3% decrease in filings
2015 to 2024	19% decrease in filings

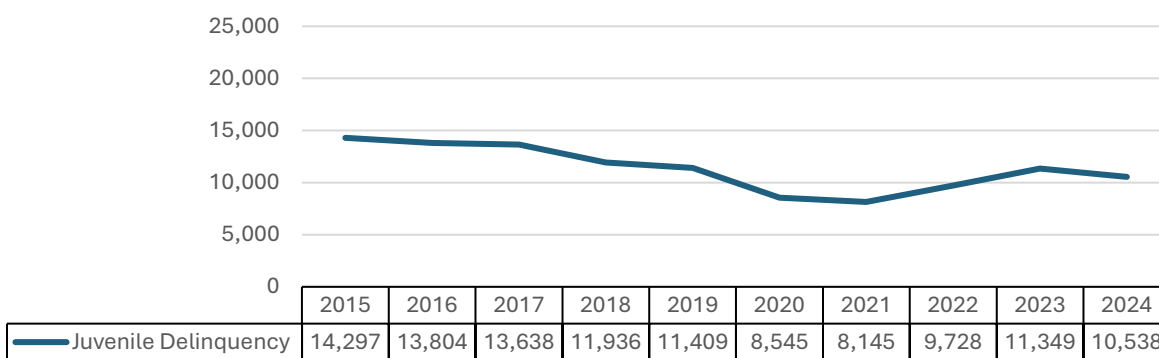
### Total Juvenile Cases Filed



### Total Juvenile Cases Filed

2015 to 2019	6% decrease in filings
2020 to 2024	5% increase in filings
2015 to 2024	20% decrease in filings

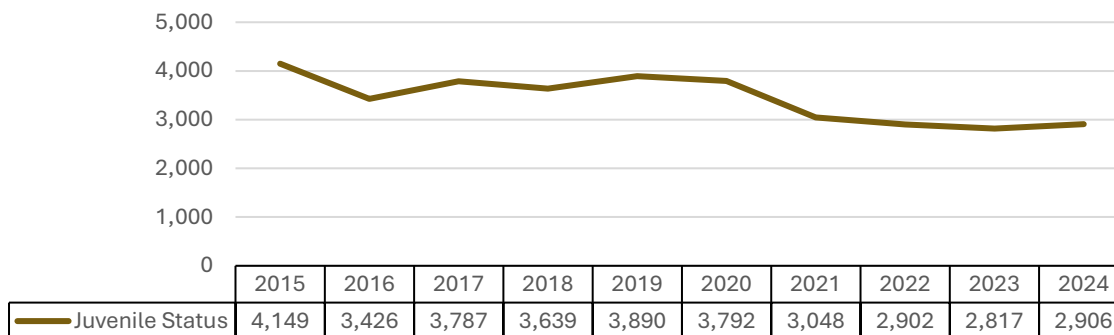
### Juvenile Delinquency Filings



### Juvenile Delinquency Filings

2015 to 2019	20% decrease in filings
2020 to 2024	23% increase in filings
2015 to 2025	26% decrease in filings

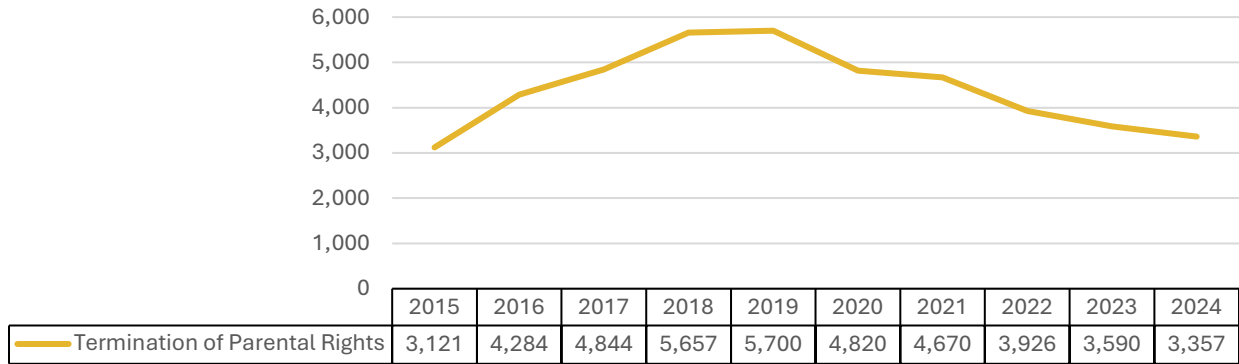
### Juvenile Status Filings



### Juvenile Status Filings

2015 to 2019	6% decrease in filings
2020 to 2024	25% decrease in filings
2015 to 2024	32% decrease in filings

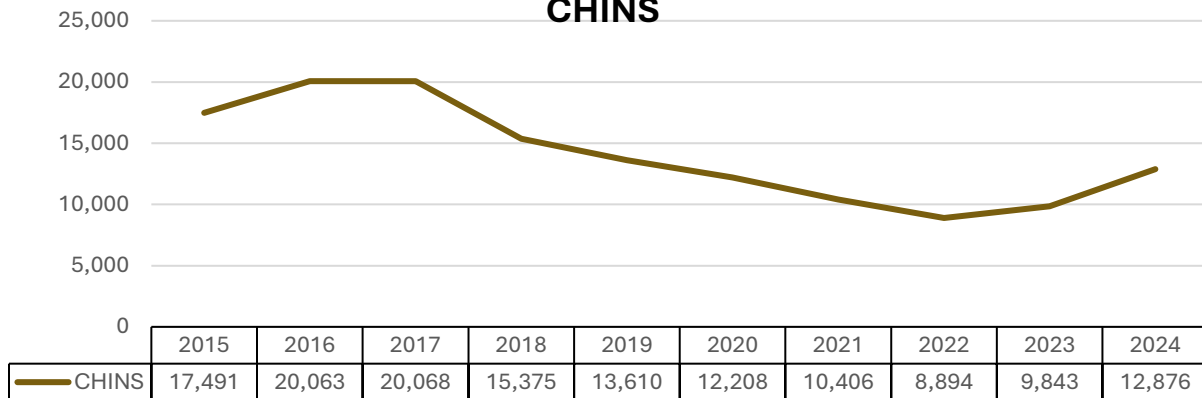
### Termination of Parental Rights



### Termination of Parental Rights Filings

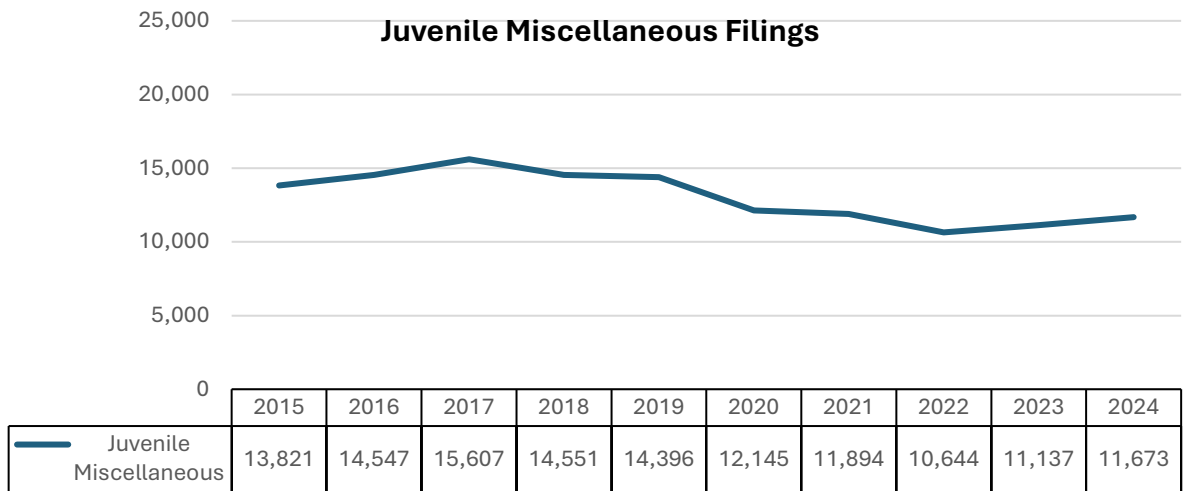
2015 to 2019	83% increase in filings
2020 to 2024	31% decrease in filings
2015 to 2024	8% increase in filings

### CHINS



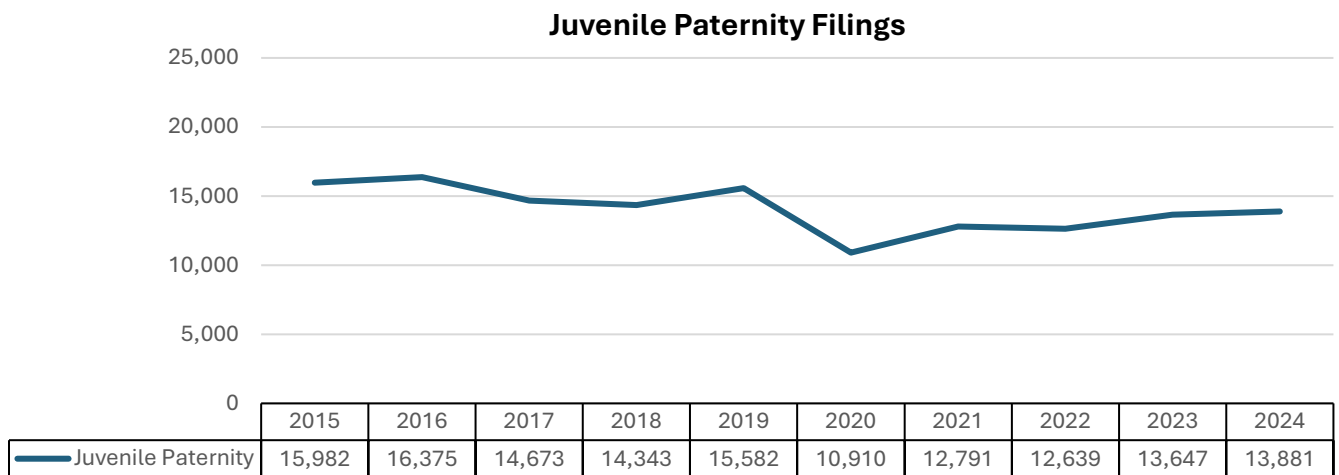
### CHINS Filings

2015 to 2019	22% decrease in filings
2020 to 2024	5% increase in filings
2015 to 2024	27% decrease in filings



### Juvenile Miscellaneous Filings

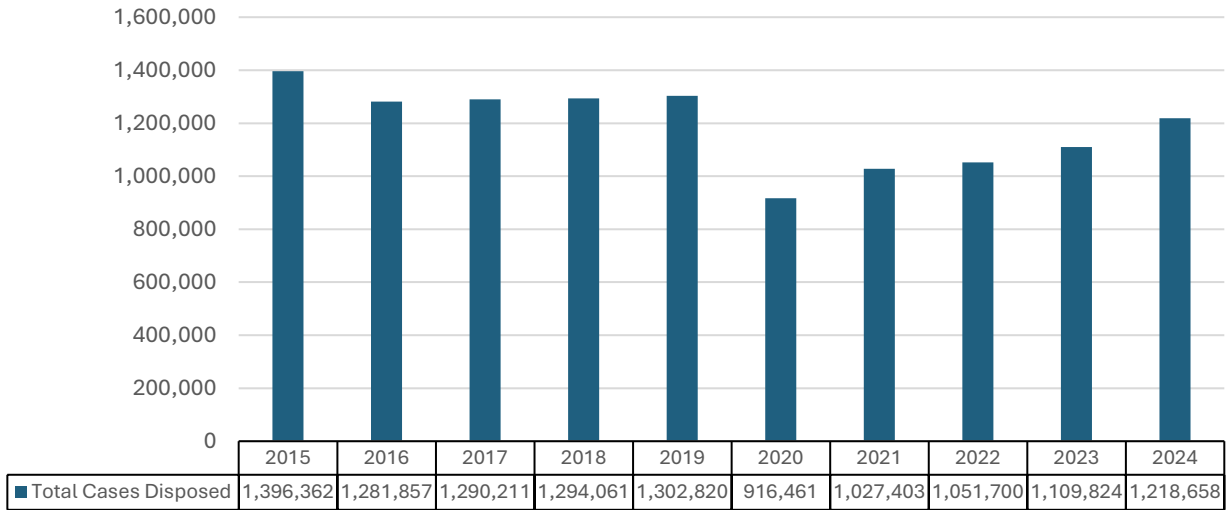
2015 to 2019	4% increase in filings
2020 to 2024	4% decrease in filings
2015 to 2024	16% decrease in filings



### Juvenile Paternity Filings

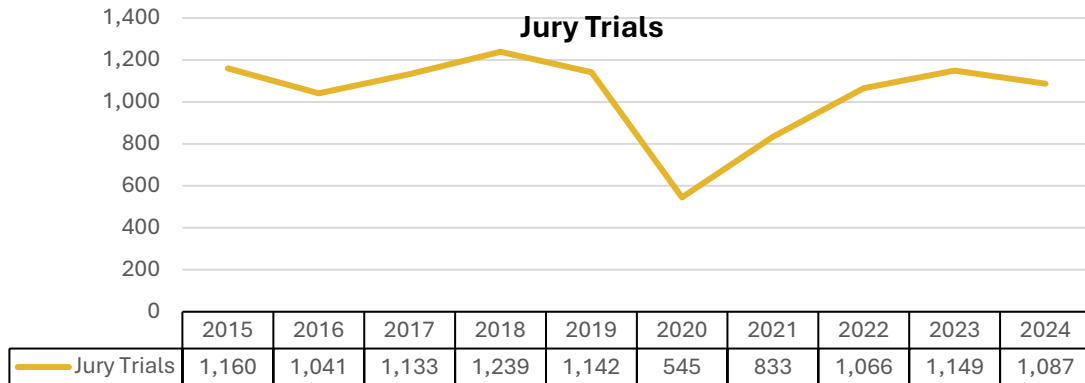
2015 to 2019	3% Decrease in Filings
2020 to 2024	27% increase in Filings
2015 to 2024	13% Decrease in Filings

## Total Cases Disposed



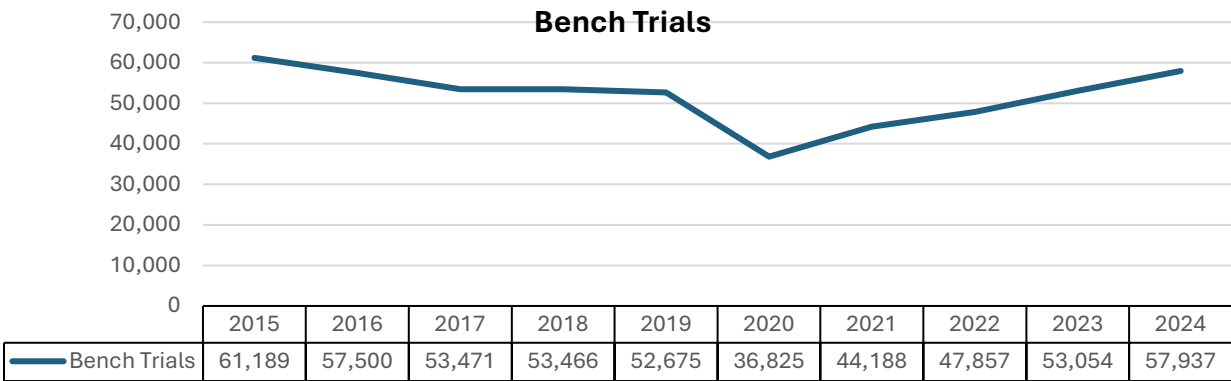
### Total Disposed

2015 to 2019	7% decrease in dispositions
2020 to 2024	33% increase in dispositions
2015 to 2024	13% decrease in dispositions

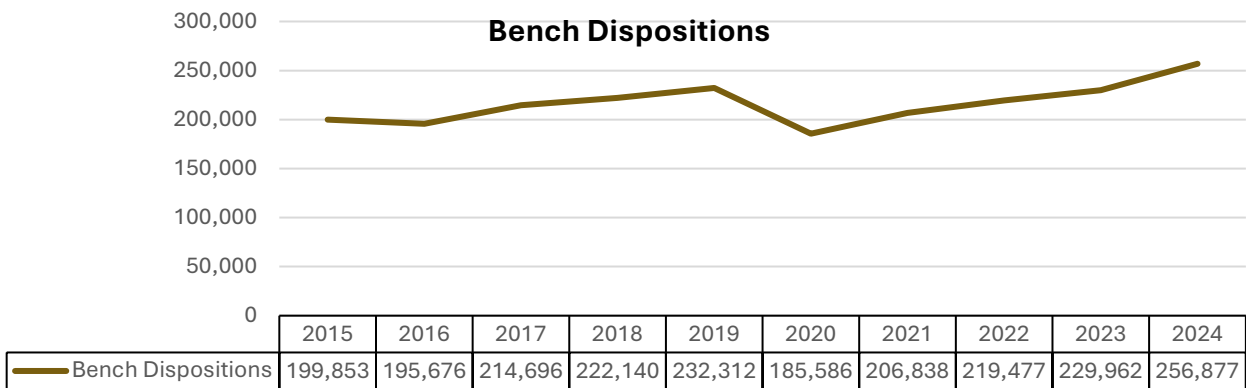


### Jury Trials

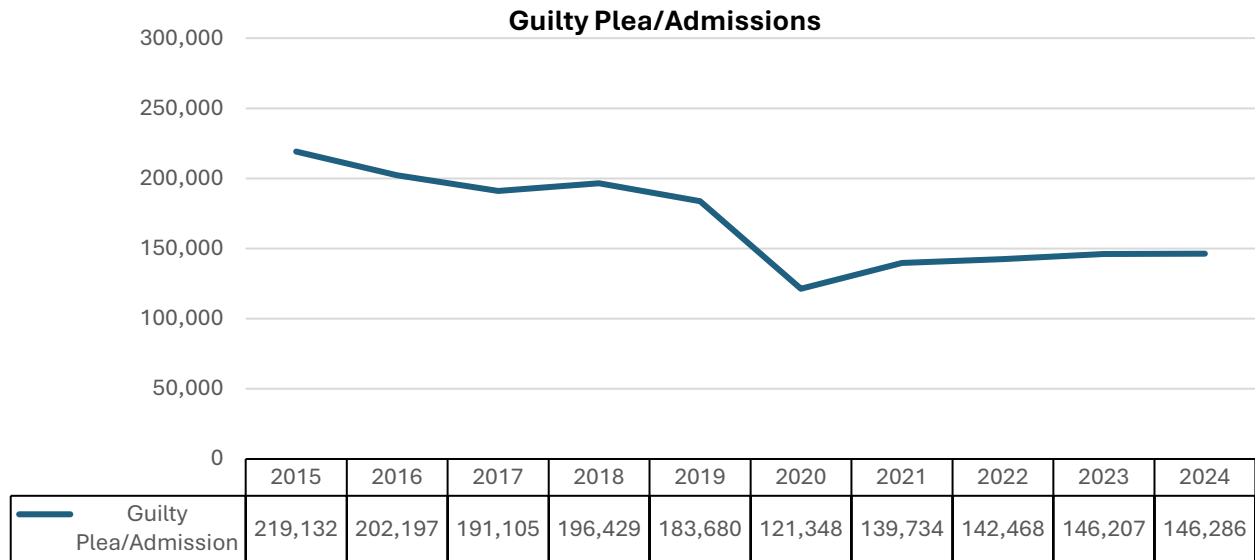
2015 to 2019	2% decrease in Jury Trials
2020 to 2024	99% increase in Jury Trials
2015 to 2024	6% decrease in Jury Trials



Bench Trials	
2015 to 2019	14% decrease in Bench Trials
2020 to 2024	57% increase in Bench Trials
2015 to 2024	5% decrease in Bench Trials

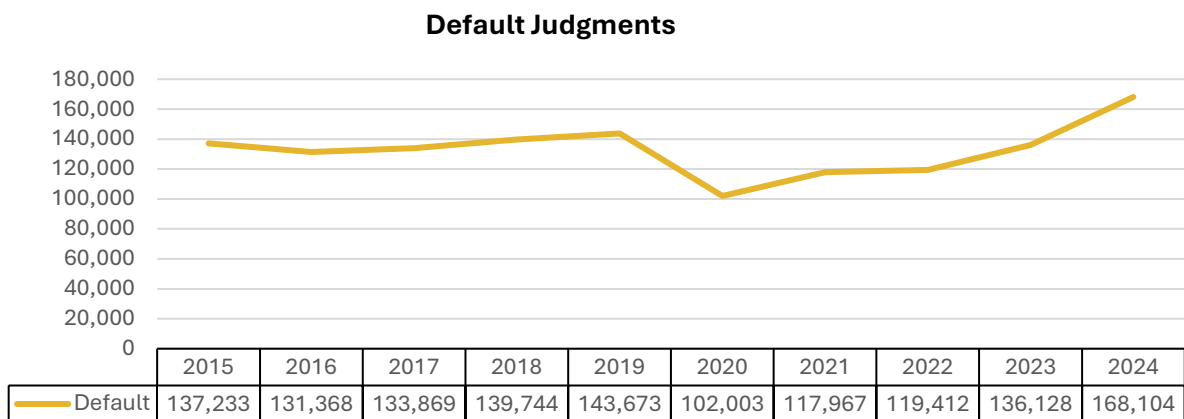


Bench Dispositions	
2015 to 2019	16% increase in Bench Dispositions
2020 to 2024	38% increase in Bench Dispositions
2015 to 2024	29% increase in Bench Dispositions



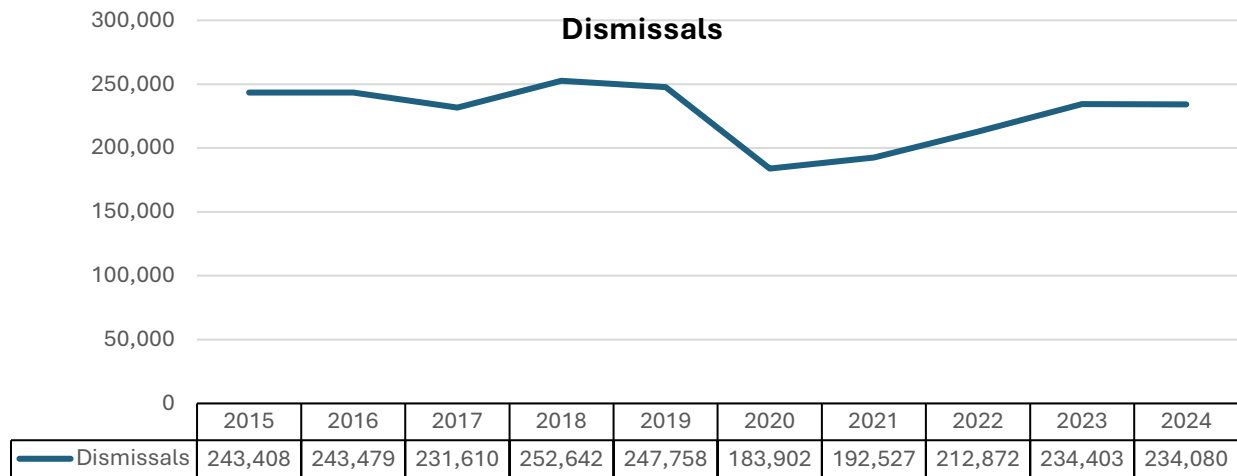
### Guilty Plea/Admissions

2015 to 2019	16% decrease in Guilty Plea/Admissions
2020 to 2024	21% increase in Guilty Plea/Admissions
2015 to 2024	33% decrease in Guilty Plea/Admissions

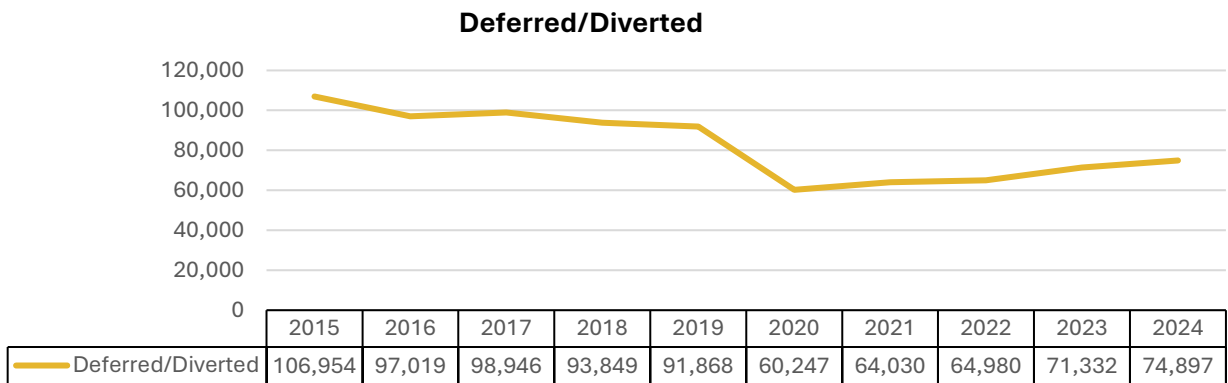


### Default Judgments

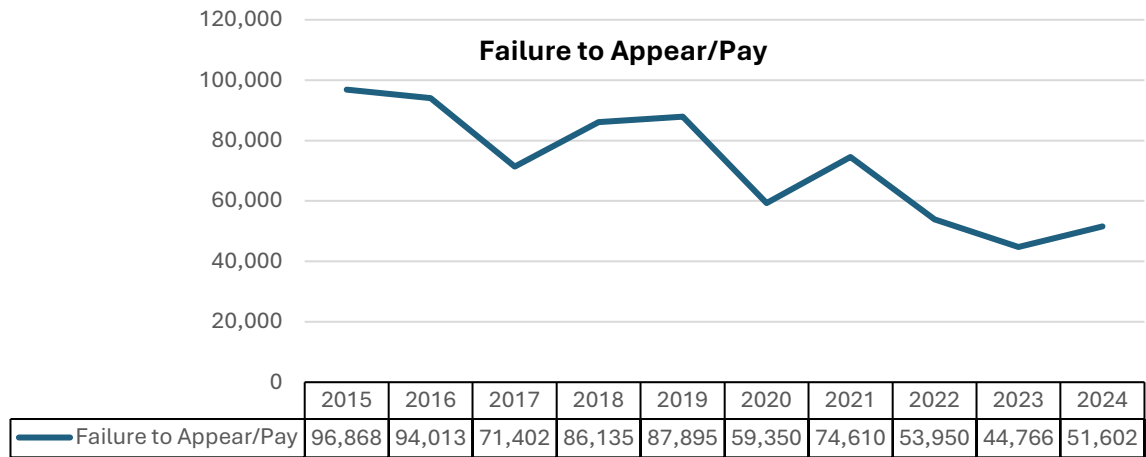
2015 to 2019	5% increase in Default Judgments
2020 to 2024	65% increase in Default Judgments
2015 to 2024	23% increase in Default Judgments



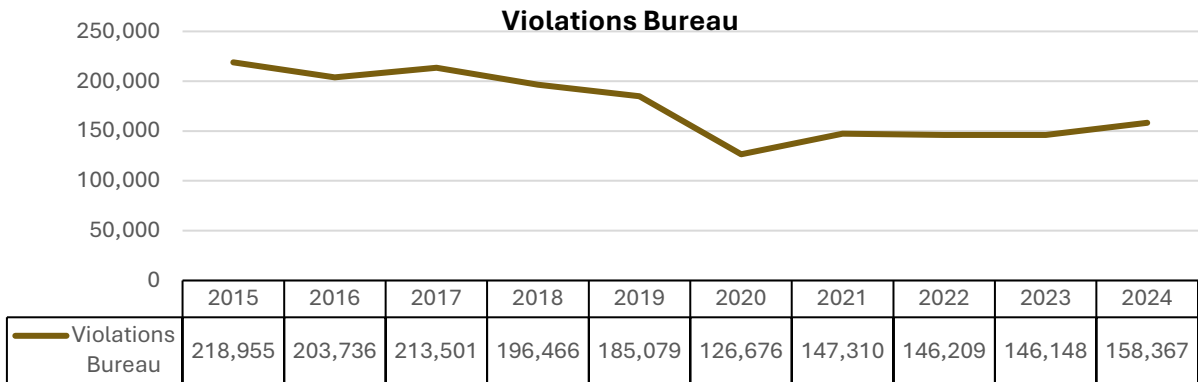
Dismissals	
2015 to 2019	2% increase in Dismissals
2020 to 2024	27% increase in Dismissals
2015 to 2024	4% decrease in Dismissals



Deferred/Diverted	
2015 to 2019	14% decrease in Deferred/Diverted
2020 to 2024	24% increase in Deferred/Diverted
2015 to 2024	30% decrease in Deferred/Diverted



Failure to Appear/Pay	
2015 to 2019	9% decrease in Failure to Appear/Pay
2020 to 2024	13% decrease in Failure to Appear/Pay
2015 to 2024	47% decrease in Failure to Appear/Pay



Violations Bureau	
2015 to 2019	16% decrease in Violations Bureau
2020 to 2024	25% increase in Violations Bureau
2015 to 2024	28% decrease in Violations Bureau

## ADDITIONAL JUDICIAL REPORTS

[INDIANA SUPREME COURT ANNUAL REPORTS](#)

[INDIANA COURT OF APPEALS REPORTS](#)

[INDIANA TAX COURT REPORTS](#)



# INDIANA SUPREME COURT



Office of Judicial Administration  
251 North Illinois Street, Suite 1600  
Indianapolis, Indiana 46204  
317-232-2542

[courts.in.gov](http://courts.in.gov)