

Indiana Judicial Service Report

HONORED TO SERVE

2023

Judicial Year in Review



2023

INDIANA JUDICIAL SERVICE REPORT YEAR IN REVIEW



THE SUPREME COURT OF INDIANA

The Honorable Loretta H. Rush, Chief Justice
The Honorable Mark S. Massa
The Honorable Geoffrey G. Slaughter
The Honorable Christopher M. Goff
The Honorable Derek R. Molter

Justin P. Forkner, Chief Administrative Officer
Office of Judicial Administration
251 North Illinois St., Suite 1600
Indianapolis, IN 46204
317-232-2542

[COURTS.IN.GOV](https://courts.in.gov)

TABLE OF CONTENTS

ON THE COVER	V
HISTORY OF THE RUSH COUNTY COURTHOUSE.....	v
INTRODUCTION	1
TRENDS AND HIGHLIGHTS	2
NEW FILINGS.....	2
COURTS OF RECORD	2
CITY AND TOWN COURTS.....	2
DISPOSITIONS.....	3
COURTS OF RECORD	3
CITY AND TOWN COURTS.....	3
FISCAL HIGHLIGHTS	4
FINANCIAL COMPARISON OF INDIANA’S JUDICIAL SYSTEM	5
INDIANA JUDICIAL SYSTEM STATE FUNDED EXPENDITURES (FY 2023)	6
SUMMARY OF 2023 EXPENDITURES	8
EXPENDITURES FOR COURTS OF RECORD, CITY/TOWN COURTS, AND MARION COUNTY SMALL CLAIMS COURTS IN CY 2023.....	9
SUMMARY OF REVENUES 2023.....	10
COURT GENERATED REVENUE FOR CY 2023	11
GRANT DISBURSEMENTS	12
APPOINTED JUDICIAL OFFICERS	13
JUDICIAL SALARIES 2014-2023.....	14
JUDICIAL OFFICER POSITIONS AND COUNTY POPULATION	15
SENIOR JUDGE PROGRAM	19
HISTORICAL INFORMATION REGARDING SENIOR JUDGE SERVICE	20
SPECIAL JUDGES	20
APPOINTMENT IN CIVIL CASES.....	20
APPOINTMENT IN CRIMINAL CASES.....	20
APPOINTMENT BY THE INDIANA SUPREME COURT.....	21
INDIANA TRIAL RULES 53.1, 53.2, AND INDIANA CRIMINAL RULE 15	21
COURT REPORTER SERVICES	21
2023 COURT REPORTER INCOME BY COUNTY	22
TOTAL INCOME FOR TRANSCRIPTION SERVICE.....	25
FISCAL REPORT OF INDIANA TRIAL COURTS	26
EXPENDITURES	26
EXPENDITURES BY ALL COURTS	27
SPECIAL NOTES ON EXPENDITURES FOR PROBATION SERVICES & JUVENILE DETENTION CENTERS ..	29

PROBATION SERVICES.....	29
JUVENILE DETENTION CENTERS	29
INDIANA JUVENILE DETENTION CENTERS	30
SPECIAL NOTE ON EXPENDITURES FOR CRIMINAL INDIGENT EXPENSES	31
REVENUE.....	33
2023 REVENUES GENERATED BY CIRCUIT, SUPERIOR, AND PROBATE COURTS	34
2023 REVENUES GENERATED BY CITY AND TOWN COURTS.....	36
2023 REVENUES GENERATED BY MARION COUNTY SMALL CLAIMS COURTS	38
DISTRIBUTION OF REVENUE.....	39
GENERAL REVENUE FUND.....	39
STATE USER FEE FUND.....	39
COUNTY AND CITY/TOWN USER FEE FUNDS	40
REVENUE UNIQUE TO MARION COUNTY SMALL CLAIMS COURTS	41
CASELOAD STATISTICS OF INDIANA TRIAL COURTS	42
OVERVIEW OF INDIANA CASELOAD STATISTICS.....	42
CRIMINAL CASE TYPES.....	42
FELONIES COMMITTED BETWEEN JANUARY 1, 2002, AND JUNE 30, 2014.....	43
FELONIES COMMITTED ON OR AFTER JULY 1, 2014	43
MISDEMEANORS AND OTHER CRIMINAL CASE TYPES	43
CIVIL VIOLATIONS	44
JUVENILE CASE TYPES	44
CIVIL CASE TYPES	45
COURT BUSINESS RECORD.....	47
METHODS OF DISPOSITION.....	47
MOVEMENT OF CASES.....	49
CASE TYPES AND ABBREVIATIONS.....	50
COURT SERVICES INFORMATION.....	51
CASE FILINGS	53
CASES FILED – ALL COURTS	53
CASES FILED – COURTS OF RECORD	55
CASES FILED – CITY AND TOWN COURTS	57
SUMMARY OF NEW FILINGS BY GENERAL CASE TYPE	58
CASE DISPOSITIONS	59
CASES DISPOSED – ALL COURTS	59
CASES DISPOSED – COURTS OF RECORD	61
CASES DISPOSED – CITY AND TOWN COURTS.....	63
SUMMARY OF ALL DISPOSITION TYPES	64
CASE INFORMATION.....	65
STATEWIDE CASE TOTALS - ALL COURTS.....	65

STATEWIDE CASE TOTALS – COURTS OF RECORD.....	67
STATEWIDE CASE TOTALS – CITY AND TOWN COURTS	69
CASES IN WHICH PAUPER COUNSEL WAS APPOINTED	70
SELF-REPRESENTED LITIGANTS	71
STATEWIDE DISPOSITION TOTALS – ALL COURTS.....	73
STATEWIDE DISPOSITION TOTALS – COURTS OF RECORD.....	75
STATEWIDE DISPOSITION TOTALS – CITY AND TOWN COURTS	77
EVICTION SEALING.....	78
STATISTICAL TRENDS	79
ADDITIONAL JUDICIAL REPORTS	94

ON THE COVER

HISTORY OF THE RUSH COUNTY COURTHOUSE

Rush County was organized in 1821, and Rushville, the county seat, was platted in 1822. Both are named after Dr. Benjamin Rush (1745-1813), a renowned Philadelphia physician, who signed the *Declaration of Independence* and served as the surgeon general for the American Continental Army during the Revolutionary War.

The court initially met at the homes of Stephen Sims and Robert Thompson. In 1826, the first courthouse was constructed by Reynold Cory at the cost of \$2,500 and the second courthouse was designed and built at a cost of \$12,000 by John Elder between the years 1846 and 1848.

The current Rush County courthouse was completed in 1896 at the cost of \$125,000. A.W. Rush and Son of Grand Rapids, Michigan, were the building designers and P.H. McCormack and Company of Columbus, Indiana, constructed the building. Richardsonian Romanesque, the design style of the current courthouse is a revival of the medieval Romanesque style architecture and is named for architect Henry Holson Richardson (1838-1886). This style of building incorporates 11th and 12th century southern French, Spanish and Italian Romanesque characteristics and was popular for public buildings built when the Rush County Courthouse was constructed. One of the defining characteristics of the Romanesque architectural style is to have semicircular (rounded) arches.

The courthouse stands three and one-half stories with a 196-foot clock tower. There are four towers, one on each corner of the building. The exterior of the courthouse is of buff-colored Indiana limestone resting on a foundation of Niagara limestone, and the interior of the building has a heavy steel frame. The third-floor courtroom is flanked by two stained-glass windows. One window depicts the scale of justice, while the other window depicts what is thought to be the largest version of the Indiana state seal in existence. In 1975, the courthouse was listed on the National Register of Historic Places.

Front Cover: Exterior Photo of Rush County Courthouse

Back Cover: Internal Photo of Rush County Courthouse

Photo Credit: Supreme Court Office of Communication, Education and Outreach

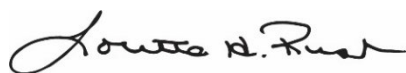
INTRODUCTION

The Indiana Judicial Service Report is an annual publication that compiles statistical data on the workload and finances of the Indiana judicial system. This report covers the calendar year 2023 (CY 2023), except for Indiana Supreme Court data and certain state fiscal information, which are reported on a state fiscal year from July 1, 2022, through June 30, 2023 (SFY 2023). The Indiana Supreme Court's Indiana Office of Court Services (IOCS) publishes this report. The Indiana Judicial Service Report has been published annually since 1976.

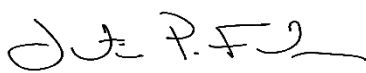
Statistical caseload data published in this report was compiled from Quarterly Case Status Reports (QCSR) filed with IOCS by each trial court, city and town court, and small claims courts. Indiana courts also file a summary report annually on court revenue and budget and expenditures. Excerpted statistical information and earlier financial and statistical data reports are found on the Indiana Judicial Administration website at courts.in.gov.

This report is not an exact accounting of funds or of every judicial decision. It is based on aggregate summary data and presents an overview of the workload and functioning of the Indiana judiciary. It is intended to be used by trial judges to monitor caseloads in their respective courts; by trial judges and county councils in the budgeting process; by the General Assembly and its committees in legislative deliberations; by IOCS in its support of judicial administrative activities; and by the Indiana Supreme Court in meeting its responsibility to foster the administration of justice. The information detailed in this report provides a basis for long-term judicial planning in Indiana.


This report would not be possible without the diligent work of hundreds of Indiana judges, court employees, and clerks who ensure access to justice and serve the citizens of Indiana. IOCS is grateful for all their assistance in publishing the Indiana Judicial Service Report each year.



Loretta H. Rush
Chief Justice of Indiana



Justin P. Forkner
Chief Administrative Officer



Catheryne Pully
IOCS Executive Director

TRENDS AND HIGHLIGHTS

NEW FILINGS

The following information highlights new case filing statistics for Courts of Record¹ and City and Town Courts in CY 2023.

COURTS OF RECORD

In CY 2023, 962,663 new cases were filed in the Courts of Record, representing an increase of 7.2% from the previous year. The number of new cases filed in CY 2023 is 7.1% less than the number of cases filed in 2014. Of the total number of new cases filed, 88.2% were filed in Courts of Record. Criminal cases represent 25.5% of the total cases filed in CY 2023. Infractions and Ordinance Violations also constitute 25.5% of the total cases filed in Courts of Record.

Between CY 2022 and CY 2023 of the cases filed in Courts of Record:

- Murder case filings decreased 11.1%
- Juvenile CHINS cases increased 10.7%
- Eviction cases increased 4.5%
- Mortgage Foreclosure cases decreased 9.6%
- Civil Collection case filings increased 31.5%
- Civil Tort case filings increased 21.9%

CITY AND TOWN COURTS

The 129,487 new cases filed in city and town courts represent an increase of 8.0% over the previous year. The number of new cases filed in city and town courts in 2023 is 58.8% less than the number filed in 2014.

Three case types represent the largest numbers of case filings in all courts:

Case Type	Filings
Infractions	316,604
Criminal Misdemeanors	114,639
Small Claims	76,744

¹ A Court of Record is a trial or appellate court in which a record of the proceedings is captured and preserved for the possibility of an appeal. Circuit, Superior, and Probate Courts are considered Courts of Record in Indiana, and as of July 1, 2018, Marion County Small Claims Courts became Courts of Record.

DISPOSITIONS

Indiana courts disposed of 1,109,824 cases in 2023, which represents a 5.5% increase from the previous year. The number of cases disposed in all Indiana courts in 2023 is 22.8% less than the number disposed in 2014. Criminal cases represent 25.6% of the total cases disposed in 2023.

COURTS OF RECORD

Indiana courts of record disposed of 984,445 cases. Between CY 2022 and CY 2023 of the cases disposed in Courts of Record:

- Murder case dispositions increased 29.5%
- Mortgage Foreclosure case dispositions increased 21.9%
- Miscellaneous case dispositions decreased 22.7%
- Mental Health case dispositions decreased 9.8%

CITY AND TOWN COURTS

There were 125,379 cases disposed of in city and town courts. This total represents an increase of 6.6% over the previous year.

Three case types represent the largest number of dispositions statewide:

Case Type	Dispositions
Infractions	301,403
Criminal Misdemeanors	129,213
Small Claims	90,034

Caseload statistical trends can be found in the Caseload Statistics section of this report.

FISCAL HIGHLIGHTS

Indiana's trial courts are funded primarily through county general revenue, with a substantial portion coming from local property taxes. State general fund revenues finance full-time judge and magistrate salaries in the circuit courts, superior courts, probate courts, and appellate courts. They also help defray some of the expenses associated with indigent criminal defense, Guardian ad Litem services for abused and neglected children, court interpreter services, unrepresented litigant support, civil legal aid, family courts, pretrial services, and problem-solving courts. City and town municipal funds pay for their respective city and town courts, while the townships in Marion County (the most populous Indiana county) fund the nine Marion County Small Claims Courts.

The state spent \$178,891,900 during FY 2023 on the operation of the judicial system. In CY 2023, counties spent \$417,008,937; cities, towns, and townships spent \$20,354,830 on their respective courts, for a total annual expenditure of \$616,325,667.

All state courts, including city and town courts and Marion County Small Claims courts, generated \$145,523,233 in revenue from fines, costs, and fees during CY 2023. Of that amount, \$75,912,692 (52%) went to state-level funds, and \$59,855,836 (41%) went to a variety of county-level funds. The remaining \$9,754,705 (7%) went to various local funds. An additional \$848,446 was generated by Marion County Small Claims Courts and was paid to constables for service of process in CY 2023.

An extensive overview of expenditures and revenue, including fines, costs, fees, and the distribution of revenue generated can be found in the [Financial Report of Trial Courts](#) section of this volume.

FINANCIAL COMPARISON OF INDIANA'S JUDICIAL SYSTEM

Years	Expenditures				Revenues			
	State	County	City, Town, & Township	Total	For State Funds	For County Funds	For Local Funds	Total
FY 2013 -2014	\$141,485,332							
CY 2014		\$298,904,950	\$19,194,894	\$459,585,176	\$86,164,355	\$73,913,837	\$13,523,648	\$173,601,840
FY 2014-2015	\$149,968,739							
CY 2015		\$304,283,329	\$19,283,819	\$473,535,887	\$88,680,759	\$70,625,340	\$15,712,921	\$175,019,020
FY 2015-2016	\$143,984,488							
CY 2016		\$276,325,929	\$19,636,226	\$439,946,643	\$90,040,604	\$69,201,839	\$14,327,986	\$173,570,429
FY 2016-2017	\$160,549,502							
CY 2017		\$290,565,879	\$19,791,171	\$470,906,552	\$90,258,721	\$65,951,685	\$14,084,077	\$170,294,483
FY 2017-2018	\$154,944,714							
CY 2018		\$294,454,581	\$19,546,792	\$468,946,087	\$90,911,976	\$66,334,189	\$13,196,779	\$170,442,944
FY 2018 -2019	\$157,997,034							
CY 2019		\$336,064,252	\$18,642,897	\$512,704,183	\$89,037,810	\$66,965,676	\$11,324,107	\$167,327,593
FY 2019 - 2020	\$173,515,263							
CY 2020		\$319,543,829	\$18,695,310	\$511,754,402	\$66,874,099	\$51,474,193	\$8,154,905	\$126,503,197
FY 2020 - 2021	\$170,326,392							
CY 2021		\$338,766,064	\$19,735,488	\$528,827,944	\$74,404,963	\$57,441,027	\$9,257,561	\$141,103,551
FY 2021-2022	\$165,480,271							
CY 2022		\$360,457,865	\$19,015,372	\$544,953,508	\$72,294,637	\$55,702,557	\$8,995,399	\$136,992,592
FY 2022-2023	\$178,961,900							
CY 2023		\$417,008,937	\$20,354,830	\$616,325,667	\$75,912,692	\$59,855,836	\$9,754,705	\$145,523,233

State expenditure information provided by Annual Report of State Comptroller. County expenditures in this chart refer to the Circuit, Superior, and Probate Courts.

FY - Refers to Fiscal Year

CY - Refers to Calendar Year

INDIANA JUDICIAL SYSTEM STATE FUNDED EXPENDITURES (FY 2023)

	Personnel Services And Fringe Benefits	Utilities	Contractual Services	Materials, Parts & Supplies	Grants	Capital Cost	Administrative & Operating Expenses	Total Disbursements
Supreme Court	\$15,091,146	\$2,601	\$851,669	\$862,592	\$164,620	\$103,941	\$2,356,991	\$19,433,756
Judges County Courts	\$86,198,072	\$0	\$0	\$0	\$0	\$0	\$0	\$86,198,072
County Prosecutor's Salaries	\$29,509,618	\$0	\$0	\$0	\$0	\$0	\$0	\$29,509,618
Special Judge County Courts	\$0	\$0	\$0	\$0	\$0	\$0	\$108,922	\$108,922
Trial Court Operations	\$0	\$0	\$305,660	\$0	\$724,979	\$0	\$442,840	\$1,473,479
Comm On Race & Gender Fairness	\$0	\$0	\$58,616	\$1,043	\$274,950	\$0	\$13,702	\$348,311
Interstate Compact for Adult Offenders	\$206,025	\$0	\$0	\$0	\$0	\$0	\$30,156	\$236,181
Adult Guardianship	\$134,589	\$0	\$68,959	\$2,246	\$1,300,000	\$0	\$138,257	\$1,644,051
Probation Officer Training	\$601,626	\$0	\$45,193	\$64,250	-\$3,000	\$0	\$41,931	\$750,000
Supreme Court IV-D	\$0	\$0	\$419	\$0	\$1,719,529	\$0	\$0	\$1,719,948
IN Conf For Legal Ed Opportunity	\$0	\$0	\$180,496	\$1,348	\$572,621	\$0	\$1,934	\$756,399
Civil Legal Aid Fund	\$0	\$0	\$0	\$0	\$1,500,000	\$0	\$0	\$1,500,000
Veterans & Problem-Solving Courts	\$0	\$0	\$0	\$0	\$1,118,952	\$0	\$0	\$1,118,952
Guardian ad Litem	\$0	\$0	\$191,253	\$20,646	\$5,671,037	\$0	\$20,346	\$5,903,282
Drug & Alcohol Programs Fund	\$0	\$0	\$115,007	\$0	\$2,275,898	\$0	\$1,674	\$2,392,579
Disciplinary Commission	\$502,597	\$0	\$1,875	\$287	\$0	\$0	\$513,552	\$1,018,311
Attorney Services	\$2,131,087	\$0	\$43,753	\$32,024	\$17,950	\$0	\$219,255	\$2,444,069
Admin and Cont. Education	\$1,297,367	\$0	\$3,900	\$91,310	\$0	\$0	\$9,074	\$1,401,651

	Personnel Services And Fringe Benefits	Utilities	Contractual Services	Materials, Parts & Supplies	Grants	Capital Cost	Administrative & Operating Expenses	Total Disbursements
Supreme Court Third Party Grant	\$0	\$0	\$0	\$0	\$0	\$0	\$0	\$0
Judges And Lawyers Assist Comm	\$566,408	\$0	\$16,323	\$6,155	\$0	\$0	\$22,801	\$611,687
Title IV-D Reimbursement Fund	\$467,767	\$0	\$0	\$2,348	\$0	\$0	\$9,717	\$479,832
Judicial Tech & Automation	\$0	\$0	\$13,657	\$0	\$2,573,141	\$0	\$1,710	\$2,588,508
GAL/CASA Conference Account	\$0	\$0	\$2,426,835	\$0	\$0	\$0	\$0	\$2,426,835
Interpreter Training	\$0	\$0	\$21,534	\$5,757	\$0	\$0	\$6,927	\$34,218
Mortgage Foreclosure Fund	\$0	\$0	\$6,102	\$0	\$516	\$0	\$0	\$6,618
Indiana Court Technology	\$0	\$0	\$61,686	\$0	\$0	\$23,821	\$59	\$61,745
Total	\$141,889,634	\$213,254	\$11,087,263	\$3,774,400	\$17,911,353	\$127,762	\$3,958,038	\$178,961,900

Social Service Payment of \$196 to the Supreme Court Fund is not shown in the chart above.

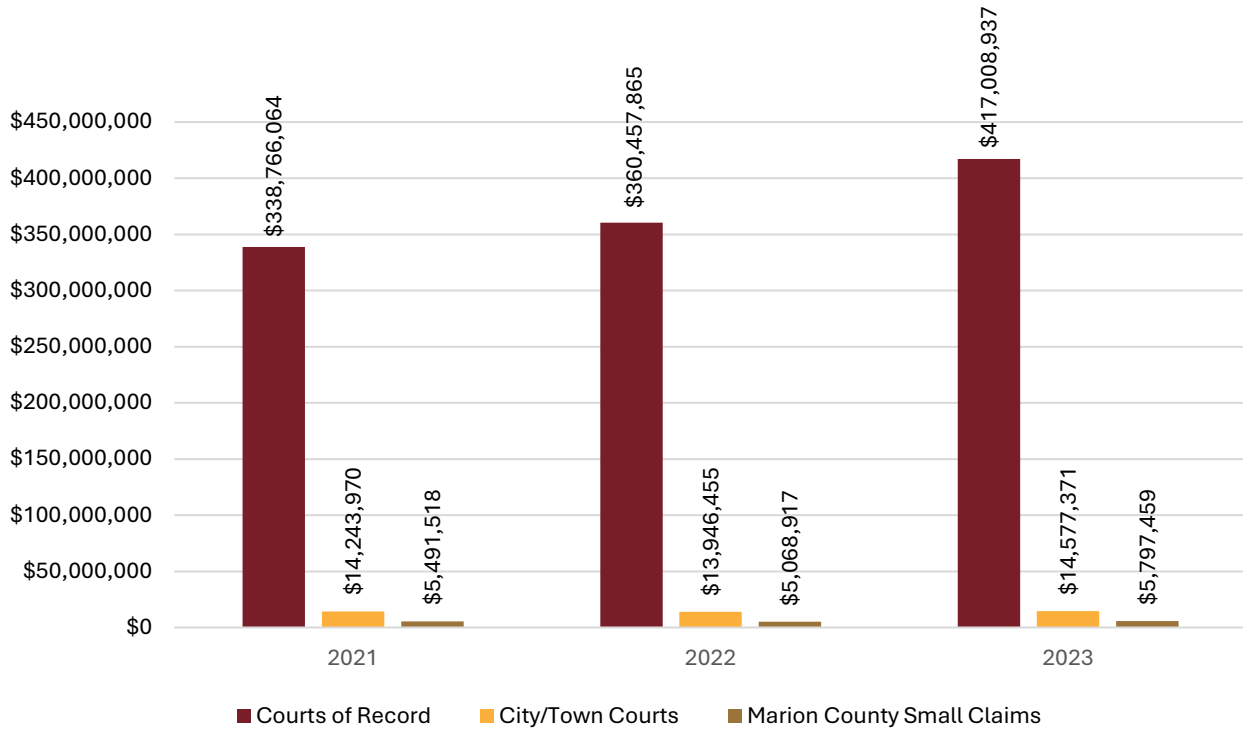
SUMMARY OF 2023 EXPENDITURES

Expenditures	State Fund Expenditures (FY 2022-2023)	County**	City/Town	Township	Total
Personnel Salaries and Fringe Benefits	\$141,889,634	\$323,356,396	\$13,183,824	\$4,804,497	\$483,234,350
Professional Services and Charges	\$0	\$85,789,658	\$966,202	\$790,183	\$87,546,043
Capital Costs	\$127,762	\$3,168,603	\$98,919	\$74,338	\$3,469,622
Service by Contract	\$11,087,263	\$0	\$0	\$0	\$11,087,263
Materials, Parts & Supplies	\$3,774,400	\$4,694,280	\$308,427	\$128,441	\$8,905,548
Utilities	\$213,254	\$0	\$0	\$0	\$213,254
Grants/Other Local Gov. Distributions Social Service Payments	\$17,911,353	\$0	\$0	\$0	\$17,911,353
Administrative & Operating Expenses	\$3,958,038	\$0	\$0	\$0	\$3,958,038
Social Serve Payments	\$196	\$0	\$0	\$0	\$196
Total Expenditures	\$178,961,900	\$417,008,937	\$14,557,371	\$5,797,459	\$616,325,667

*State information provided by Annual State Comptroller Report.

**County in this chart refers to Circuit, Superior, and Probate Courts. Line items "Grants," "Distributions to Other Local Governments" and "Social Service Payments" from the State Auditor's report are combined into one total for the 2023 summary chart of expenditures.

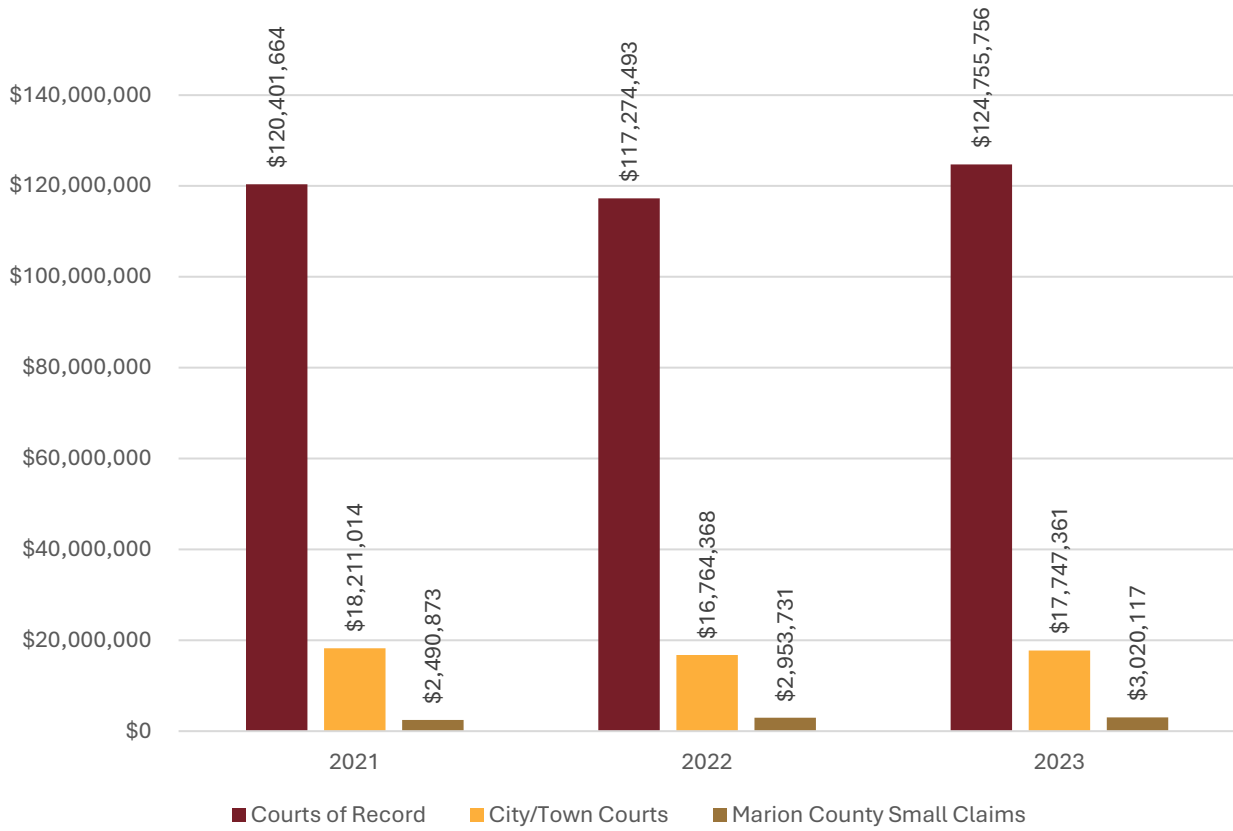
EXPENDITURES FOR COURTS OF RECORD, CITY/TOWN COURTS, AND MARION COUNTY SMALL CLAIMS COURTS IN CY 2023



SUMMARY OF REVENUES 2023

Revenues Generated by All Courts (CY 2021)	Circuit, Superior, and Probate Courts	City and Town	Marion County Small Claims	Grand Total
State Level Funds				
To General Fund	\$49,833,638	\$6,892,954	\$627,099	\$57,353,691
To User Funds	\$11,360,981	\$1,408,921	\$651,531	\$13,421,433
To Special Funds	\$4,433,956	\$638,459	\$65,154	\$70,775,123
Total to State Funds	\$65,628,574	\$8,940,334	\$1,343,784	\$75,912,692
County Level Funds				
To General Fund	\$17,809,612	\$1,269,096	\$0	\$19,078,708
To User Funds	\$31,676	\$0	\$0	\$31,676
To Special Funds	\$38,727,778	\$1,854,787	\$162,888	\$19,110,384
Total to County Funds	\$56,569,065	\$3,123,883	\$162,888	\$59,855,836
Local Level Funds				
To General Fund	\$1,881,849	\$2,869,035	\$1,439,419	\$6,190,303
To User Funds	\$0	\$565	\$0	\$565
To Special Funds	\$676,267	\$2,813,544	\$74,026	\$3,563,837
Total to Local Funds	\$2,558,116	\$5,683,144	\$1,513,445	\$9,754,705
Total Generated Funds	\$124,755,756	\$17,747,361	\$3,020,117	\$145,523,233
Others				
To Marion County Township Constables for Personal Service or Certified Mail			\$848,446	\$848,446

COURT GENERATED REVENUE FOR CY 2023



GRANT DISBURSEMENTS

The Indiana Supreme Court makes grant opportunities available each year to assist Indiana courts and justice partners in funding upgrades to operations, innovative justice initiatives, scholarships, and more. Grant administration within the Court is primarily performed by staff within the Education, Justice Services, and Children and Families divisions. These divisions are currently responsible for the management and oversight of 13 grants and scholarships.

During the 2023 calendar year, the Indiana Supreme Court awarded \$18.4 million in state funded grants and scholarships. Of the \$18.4 million in payments made, \$18.3 million in funding went to 91 of Indiana’s 92 counties. The remaining \$41,513 was granted to a variety of non-profit organizations, individuals, and higher education institutions in Indiana.

Division	Grant Type	Grant Payments
Education	Education Scholarships	\$37,813
Justice Services	Court Alcohol and Drug Program Grants	\$6,839
Justice Services	Court Alcohol and Drug and Program Scholarships	\$3,700
Justice Services	Problem-Solving Grants	\$3,803,868
Justice Services	Pretrial Grants	\$2,795,014
Division of Children and Families	Civil Legal Aid Grants	\$3,000,000
Office of Legal Support	Commercial Court Grants	\$606,835
Division of Children and Families	Court Interpreter Grants	\$716,301
Division of Children and Families	Court Reform Grants	\$377,437
Division of Children and Families	Family Court Grants	\$184,590
Division of Children and Families	Guardian ad Litem/Court Appointed Special Advocates Grants	\$5,578,106
Division of Children and Families	Indiana Conference for Legal Education Opportunity (ICLEO)	\$7,500
Division of Children and Families	Volunteer Advocates for Seniors or Incapacitated Adults Grants	\$1,300,000
Total Grants		\$18,418,003

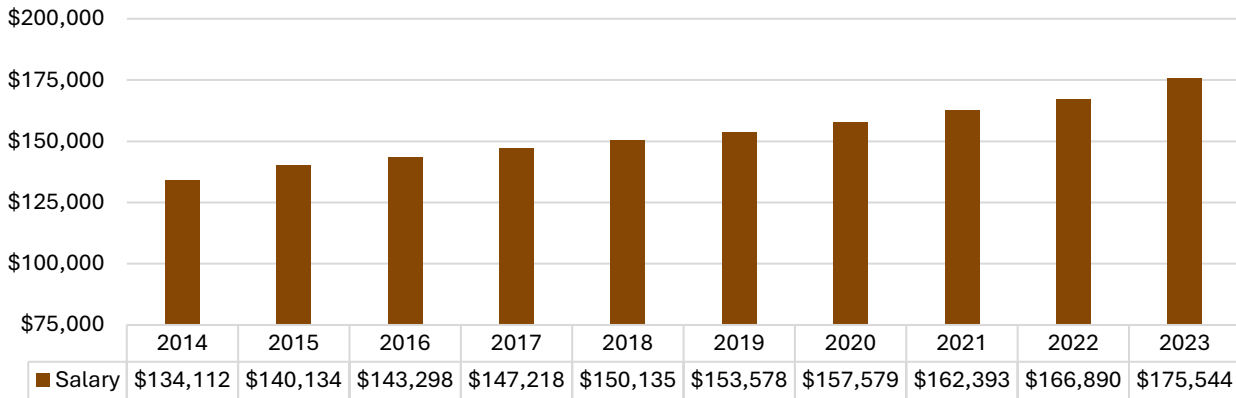
APPOINTED JUDICIAL OFFICERS

Appointed judicial officers, including magistrates, commissioners, and referees, assist with managing a trial court's caseload. Frequently, courts share appointed judicial officers based on case types, caseload, extended absences, and other similar criteria. Appointed judicial officers are considered "regularly assigned" judicial officers and are included when IOCS compiles the [Weighted Caseload Report](#). The following describes each type of appointed officer:

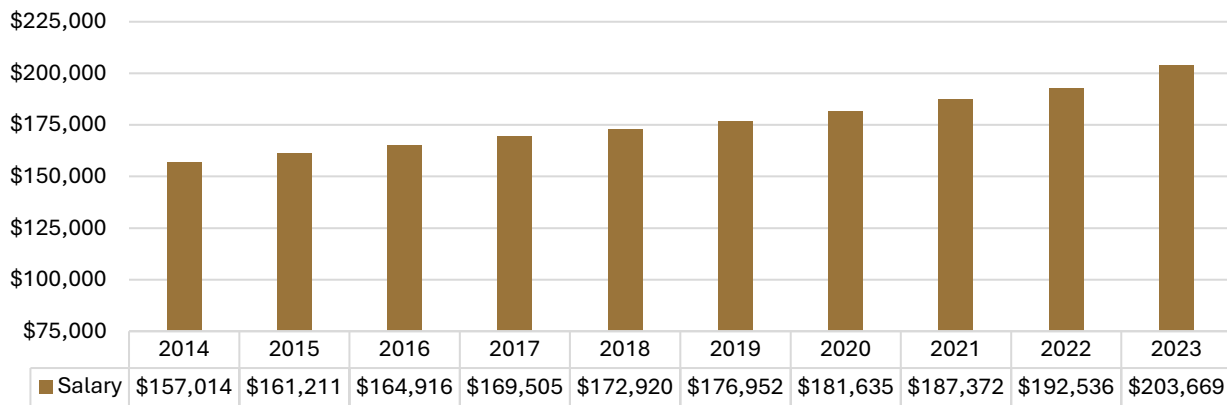
- **Magistrates:** Magistrates are full-time employees who serve in one or more courts. A magistrate is an attorney appointed by the county judges, but the position is authorized and paid for by the state. A magistrate has most of the same authority as a judge; with the exception that they are not able to issue judicial mandates. Juvenile court magistrates may be appointed in judicial circuits with a population of at least 50,000. A juvenile court magistrate is paid by both the state and the county.
- **Commissioners/Master Commissioners:** Commissioners/Master Commissioners have the same jurisdiction as magistrates, but they are paid by the county. The presiding judge must countersign all final appealable orders. All counties with a voting population over 7,000 may appoint a probate commissioner (Ind. Code § 29-2-2-1).
- **Referees:** A referee is appointed by a circuit or superior court judge, serves at the pleasure of the judge, and performs the duties assigned by the judge. Referees are appointed to serve in various courts including special courts such as domestic relations courts (Ind. Code § 31-12-1-9), certain juvenile courts (Ind. Code § 31-31-3-6), and the small claims divisions of superior and circuit courts (Ind. Code § 33-29-3-3). Based on assignments, referees make ruling recommendations to the presiding judge but do not enter rulings independently. Some small claims referees are paid by the state, but most referees are paid by the county.

JUDICIAL SALARIES 2014-2023

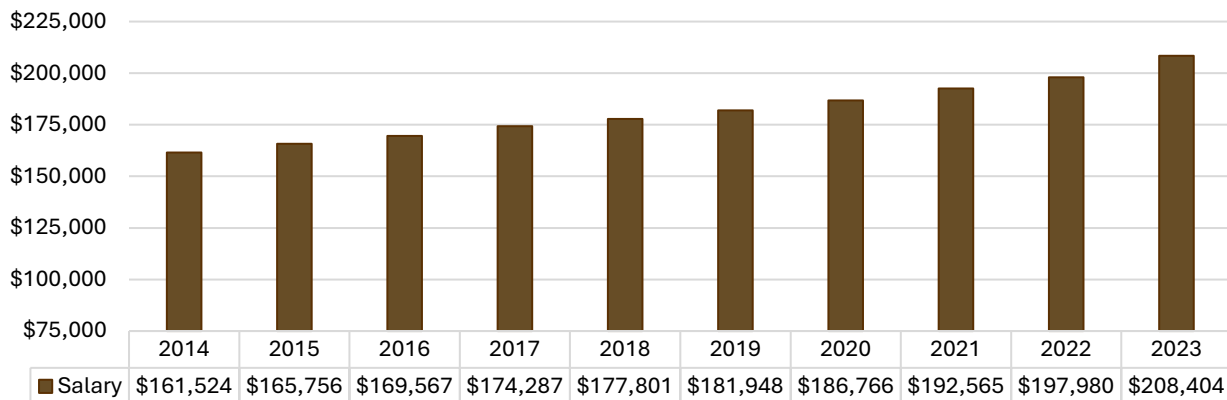
Trial Court Salaries



Court of Appeals and Tax Court Salaries



Indiana Supreme Court Salaries



JUDICIAL OFFICER POSITIONS AND COUNTY POPULATION

As of July 2023

County	Judges	Magistrate	Juv. Magistrate	Comm./Referee Full -Time	Comm./Referee Part-Time	Small Claims Court Judges	Total Court of Record Officers	City Court Judges	Town Court Judges	Total City and Town Court Judges	Population as of July 1, 2023
Adams	2						2			0	36,288
Allen	10	9	4				23			0	394,545
Bartholomew	3	1			1		5			0	84,003
Benton	1						1			0	8,729
Blackford	2						2			0	11,893
Boone	3		1		1		5		1	1	76,120
Brown	1	1					2			0	15,653
Carroll	2						2	1		1	20,525
Cass	3						3			0	37,666
Clark	6	4					10		1	1	125,467
Clay	2						2			0	26,460
Clinton	2						2	1		1	32,730
Crawford	1						1			0	10,438
Daviess	2				1		3			0	33,656
*Dearborn	2.5	0.5					3	1		1	51,215
Decatur	2	1					3			0	26,399
DeKalb	3						3	1		1	44,198
Delaware	5		1	1			7	1		1	112,321
Dubois	2						2			0	43,546
Elkhart	7	2	1	1			11	3		3	206,409
Fayette	2						2			0	23,362
Floyd	4	1					5			0	80,809
Fountain	1						1	1		1	16,731
Franklin	2						2			0	23,096
Fulton	2						2			0	20,358
Gibson	2	1					3			0	32,904
Grant	4		1				5	2		2	66,200
Greene	2	1					3			0	31,196
Hamilton	8	4	1		1		14	3		3	371,645

County	Judges	Magistrate	Juv. Magistrate	Comm./Referee Full-Time	Comm./Referee Part-Time	Small Claims Court Judges	Total Court of Record Officers	City Court Judges	Town Court Judges	Total City and Town Court Judges	Population as of July 1, 2023
Hancock	3	1					4			0	86,166
Harrison	2	1			1		4			0	40,006
Hendricks	6	2					8		3	3	186,387
Henry	3			1			4	1		1	48,929
Howard	5	1			1		7			0	83,831
Huntington	2	1					3			0	36,781
Jackson	3				1		4			0	46,460
Jasper	2						2			0	33,535
Jay	2						2	1		1	20,032
Jefferson	2	1					3			0	33,056
Jennings	2	1					3			0	27,622
Johnson	5	1	1				7	2		2	167,819
Knox	3	1					4	1		1	36,070
Kosciusko	5						5			0	80,364
LaGrange	2						2			0	40,907
Lake	17	10	6	6	2		41	5	3	8	500,598
LaPorte	5	2	1				8			0	111,706
Lawrence	3			1			4			0	45,084
Madison	6	2		4	1		13	2	1	3	132,504
Marion	37	26	15			9	87	1	1	2	968,460
Marshall	4						4			0	46,352
Martin	1						1			0	9,897
Miami	3						3	1		1	35,402
Monroe	9			1			10			0	139,342
Montgomery	3						3			0	38,573
Morgan	4	1					5	1	1	2	73,227
Newton	2						2			0	13,960
Noble	3						3			0	47,430
*Ohio	0.5	0.5					1			0	6,004
Orange	2						2			0	19,638
Owen	2						2			0	21,532

County	Judges	Magistrate	Juv. Magistrate	Comm./Referee Full-Time	Comm./Referee Part-Time	Small Claims Court Judges	Total Court of Record Officers	City Court Judges	Town Court Judges	Total City and Town Court Judges	Population as of July 1, 2023
Parke	1						1			0	16,484
Perry	1	1					2			0	19,209
Pike	1				1		2			0	12,106
Porter	6	3		1			10			0	175,335
Posey	2						2			0	25,040
Pulaski	2						2			0	12,385
Putnam	2	1			1		4			0	37,567
Randolph	2						2	2		2	24,216
Ripley	2						2	1		1	29,227
Rush	2						2			0	16,847
St. Joseph	10	10		1			21		1	1	272,848
Scott	2	1			1		4			0	24,657
Shelby	3	1					4			0	45,231
Spencer	1			1			2			0	19,910
Starke	1	1					2	1		1	23,206
Steuben	2	1					3		1	1	34,917
Sullivan	2						2			0	20,757
Switzerland	1						1			0	10,019
Tippecanoe	8	1	1	1			11	1		1	188,792
Tipton	1						1			0	15,256
Union	1						1			0	6,973
Vanderburgh	8	8	1	1	1		19			0	179,810
Vermillion	1						1	1		1	15,417
*Vigo	6		1	1			8	1		1	106,153
Wabash	2						2	1		1	30,670
Warren	1						1			0	8,518
Warrick	3	1					4			0	65,867
Washington	2						2			0	28,205
Wayne	4		1	1			6		1	1	66,127
Wells	2						2	1		1	28,555
White	2						2			0	24,917

County	Judges	Magistrate	Juv. Magistrate	Comm./Referee Full -Time	Comm./Referee Part-Time	Small Claims Court Judges	Total Court of Record Officers	City Court Judges	Town Court Judges	Total City and Town Court Judges	Population as of July 1, 2023
Whitley	2						2			0	34,742
Total	323	106	36	22	14	9	510	38	14	52	6,862,199

Indiana's estimated population figures were provided by the [Indiana Public Data Utility](#).

*Judge for Vigo Circuit and Superior Court 3 counted as one. *Dearborn Circuit Court and Ohio Circuit Court share a Judge and a Magistrate

SENIOR JUDGE PROGRAM

The Senior Judge Program consists of a pool of retired judges certified by the Judicial Qualifications Commission as meeting the senior judge requirements found in Ind. Administrative Rule 5(B)(3). In 2023, 97 senior judges provided services to trial courts, delivering services equivalent to that of 27 full-time elected or regularly assigned judicial officers.

Senior judges provide judicial services at a lower cost than that of an elected or regularly assigned judicial officer and aid the judiciary by serving as judges and performing other tasks to assist the judiciary in managing caseloads and enabling cases to be processed more efficiently. Six senior judges served the Appellate Court, and one served the Tax Court.

Trial Court Senior Judges	
Total Number of Trial Court Senior Judges	97
Number of Trial Court Senior Judges Receiving Benefits (Whole or Partial)	74
Total Trial Court Senior Judge Benefits Cost	\$941,782
Days of Service by Senior Judges in Trial Courts	4,738
Total Cost for Trial Court Senior Judges Per Diem and Benefits	\$1,864,107
Court of Appeals and Tax Court Senior Judges	
Total Number of Court of Appeals and Tax Court Senior Judges	5
Days of Service by Appellate Court Senior Judges	262
Total Cost of Court of Appeals and Tax Court Senior Judges Per Diem and Benefits	\$128,962
Additional Senior Judge Information	
Senior Judge Time Equivalent to Judicial Officers	27
Additional costs - travel reimbursements	\$99,128
Total cost of Senior Judge Program	\$2,092,197
Average cost of Salary and Benefits of Regular Trial Court Judge	\$203,983
*Equivalent cost of 30 full-time Trial Court Judges	\$5,507,541

*Senior Judge Time Equivalent to Judicial Officers multiplied by Average cost of Salary and Benefits of Regular Trial Court Judge (27 x \$203,983)

HISTORICAL INFORMATION REGARDING SENIOR JUDGE SERVICE

	2015	2016	2017	2018	2019	2020	2021	2022	2023
Senior Judge Days Served	3,990	3,769	4,035	3,811	4,360	3,331	5,186	4,394	4,738
Hours Per Day	7.5	7.5	7.5	7.5	7.5	7.5	7.5	7.5	7.5
Total Hours Served by Senior Judges	29,924	28,274	30,264	28,583	32,706	24,986	38,900	35,412	35,535
Weighted Caseload Case-Related Hours Available Per Judicial Officer	1,344	1,344	1,344	1,295	1,295	1,295	1,295	1,295	1,295
Senior Judge Time Equivalent to Judicial Officers	22	21	23	22	24	19	30	27	27
Cost of Senior Judge Performing Work Equivalent to One Regular Judicial Officer	\$60,884	\$58,431	\$63,080	\$71,112	\$69,647	\$70,962	\$67,658	\$70,345	\$72,712
*Minimal Cost of Trial Court Senior Judge Service: Benefits plus 30 days	\$17,121	\$13,218	\$11,678	\$14,671	\$14,635	\$13,465	\$15,485	\$17,200	\$17,712

**Daily rate for a senior judge (currently \$175) multiplied by (30 days), plus Trial Court Senior Judge benefits cost (\$941,782) divided by Trial Court Senior Judges Receiving Benefits (74) for a total of \$17,712.*

SPECIAL JUDGES

APPOINTMENT IN CIVIL CASES

A change of judge in a civil case may arise in two basic scenarios: (1) a motion for change of judge under Ind. Trial Rule 76 and (2) disqualification or recusal under T.R. 79(C).

Regardless of the reason for naming a special judge, the first step under T.R. 79(D) is to give the parties seven (7) days to agree on a special judge. A judge selected under T.R. 79(D) then has seven (7) days from the date the appointment is noted on the Chronological Case Summary to decide whether to accept the case.

If a special judge is not obtained under T.R. 79(D), the next step is selection pursuant to local rule as provided in T.R. 79(H). A special judge selected by local rule may not simply decline to accept the case. The selected judge must accept the case unless that judicial officer is disqualified pursuant to the Code of Judicial Conduct, ineligible to serve under this rule, or excused by the Supreme Court. If a special judge is not obtained pursuant to local rule, or if the circumstances of the case warrant, the case may be certified to the Supreme Court for the appointment of a special judge.

Pursuant to Trial Rules 76, 79, and 79.1 and Criminal Rule 13, there were 2,136 instances when the reporting judge of a court accepted jurisdiction for special judge service in other courts and 2,477 instances when a judge from another court accepted jurisdiction over a case as special judge from the reporting court.

APPOINTMENT IN CRIMINAL CASES

A change of judge in a criminal case is controlled by Ind. Criminal Rule 13. In all counties, a special judge is selected in the same manner used to select the original judge. When this process does not result in obtaining a special judge, then a selection is made pursuant to local rule. The local rule required by Criminal Rule 2.2 must include an alternative assignment list with 1) judicial officers from contiguous

counties; 2) judicial officers from within the county’s administrative district as set out in Administrative Rule 3(A); and 3) senior judges assigned to the court in accordance with Criminal Rule 13(C).

The judicial officer selected as special judge under a local rule must accept jurisdiction unless disqualified pursuant to the Code of Judicial Conduct, ineligible to serve under this rule, or excused by the Supreme Court.

APPOINTMENT BY THE INDIANA SUPREME COURT

The Indiana Supreme Court is responsible for appointing a special judge to hear a case when a local rule does not result in the selection of a special judge, the submission of a case has been withdrawn from the judge under civil or criminal procedure rules, in judicial mandate actions, or when circumstances of a case warrant an appointment.

INDIANA TRIAL RULES 53.1, 53.2, AND INDIANA CRIMINAL RULE 15

The Indiana Supreme Court’s Chief Administrative Officer (CAO) is charged with evaluating requests to remove a case from a judicial officer who allegedly has not ruled in a timely manner as provided in T.R. 53.1, T.R. 53.2, or Criminal Rule 15.

Seeking the removal of a judicial officer begins with the filing of a PRAECIPE (a written request for an action) with the trial court clerk. The clerk forwards the PRAECIPE and the chronological case summary to the CAO for review and determination whether an inappropriate delay of a decision or ruling has occurred.

In CY 2023, the Chief Administrative Officer reviewed 77 requests for removal of cases; 55 were denied and 22 were granted.

COURT REPORTER SERVICES

Indiana trial court reporters are responsible for keeping the record of proceedings and preparing a transcript when requested. Court reporters are county employees, but most also derive additional income from the preparation of transcripts as allowed by Administrative Rule 15 and local court rule.

Parties in a case request a transcript of the court proceedings for an appeal or for reviewing the events that occurred in court. The timely preparation of transcripts is an essential element of the appellate process.

The Indiana Supreme Court must approve any amendments to local court rules impacting court reporters under Admin. Rule 15. Because local court rules dictate the amount allowed to be charged for transcript preparation, rates vary by county. Additional information on individual county court reporter service fees is found in the court’s [local rules](#).

Each year, court reporters are required to report the total money received for the preparation of transcripts for depositions, government transcripts, and for hearings and appeals from indigent or non-indigent parties. In CY 2023, 366 court reporters filed a report of additional income earned from transcription services totaling \$978,046. This is an average of \$2,672 per court reporter for transcription services. The following table and pie chart present a summation of court reporter income received for transcription services outside of the court reporter’s regular working hours.

2023 COURT REPORTER INCOME BY COUNTY

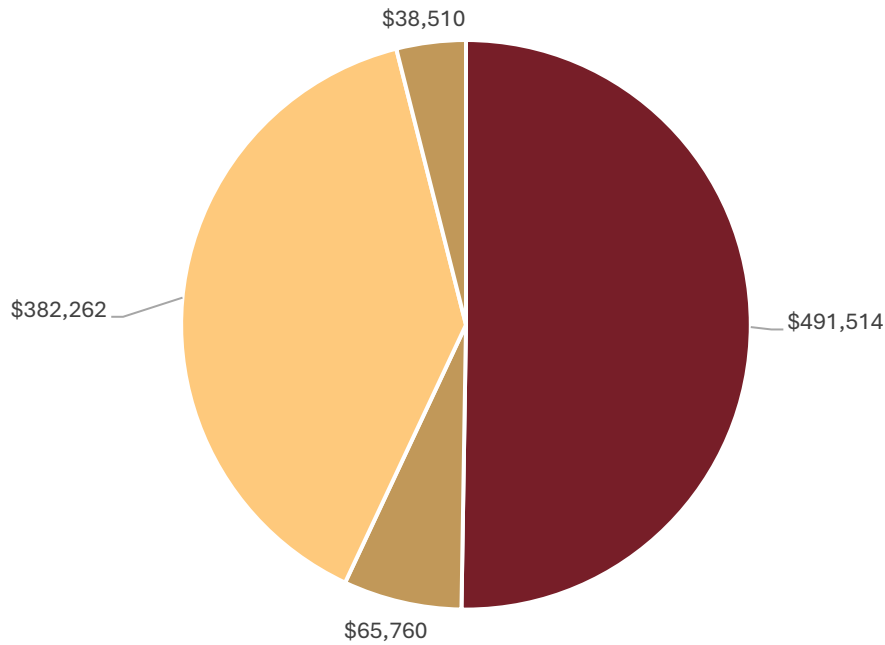
County Name	Number of Court Reporters	Income derived from Indigent Transcripts, Depositions, and Hearings	Income derived from Government Transcripts	Income derived from all other (Non-Indigent) Transcripts, Depositions, and Hearings	Income derived from copies	Total Income derived (all sources)
Adams	5	\$0	\$0	\$880	\$0	\$880
Allen	9	\$2,220	\$2,148	\$33,348	\$458	\$38,174
Bartholomew	10	\$2,568	\$16,071	\$1,675	\$0	\$20,313
Benton	0	\$0	\$0	\$0	\$0	\$0
Blackford	2	\$2,338	\$0	\$744	\$0	\$3,082
Boone	3	\$6,883	\$0	\$85	\$2,311	\$9,279
Brown	4	\$0	\$3,818	\$6,206	\$54	\$10,079
Carroll	6	\$0	\$203	\$1,186	\$384	\$1,773
Cass	2	\$4,651	\$87	\$1,264	\$0	\$6,002
Clark	3	\$14,781	\$2,151	\$6,310	\$0	\$23,241
Clay	1	\$0	\$0	\$0	\$0	\$0
Clinton	3	\$3,179	\$66	\$2,300	\$875	\$6,420
Crawford	1	\$0	\$0	\$0	\$0	\$0
Daviess	5	\$883	\$0	\$1,016	\$0	\$1,899
Dearborn	3	\$0	\$658	\$1,230	\$193	\$2,080
Decatur	6	\$0	\$0	\$0	\$0	\$0
DeKalb	3	\$2,079	\$0	\$528	\$0	\$2,607
Delaware	9	\$41,889	\$665	\$8,913	\$90	\$51,557
Dubois	5	\$0	\$6,908	\$2,265	\$0	\$9,173
Elkhart	6	\$12,638	\$6,574	\$10,918	\$2,856	\$32,986
Fayette	1	\$762	\$0	\$217	\$0	\$979
Floyd	2	\$1,783	\$468	\$2,752	\$63	\$5,066
Fountain	1	\$0	\$0	\$0	\$0	\$0
Franklin	4	\$0	\$0	\$0	\$0	\$0
Fulton	1	\$1,575	\$0	\$386	\$0	\$1,961
Gibson	5	\$0	\$0	\$0	\$0	\$0
Grant	1	\$1,082	\$65	\$0	\$0	\$1,147
Greene	8	\$11,250	\$0	\$1,570	\$101	\$12,921
Hamilton	8	\$15,865	\$1,585	\$41,291	\$148	\$58,889
Hancock	6	\$2,607	\$3,773	\$7,217	\$2,074	\$15,670
Harrison	3	\$0	\$0	\$1,440	\$0	\$1,440
Hendricks	11	\$29,934	\$614	\$8,098	\$36	\$38,682
Henry	1	\$0	\$0	\$0	\$0	\$0
Howard	1	\$0	\$0	\$255	\$0	\$255
Huntington	2	\$10,825	\$0	\$2,142	\$55	\$13,021
Jackson	6	\$0	\$0	\$0	\$0	\$0
Jasper	4	\$3,731	\$0	\$1,719	\$0	\$5,450

County Name	Number of Court Reporters	Income derived from Indigent Transcripts, Depositions, and Hearings	Income derived from Government Transcripts	Income derived from all other (Non-Indigent) Transcripts, Depositions, and Hearings	Income derived from copies	Total Income derived (all sources)
Jay	2	\$0	\$0	\$0	\$0	\$0
Jefferson	3	\$4,432	\$100	\$0	\$245	\$4,777
Jennings	4	\$0	\$0	\$0	\$0	\$0
Johnson	5	\$2,887	\$0	\$7,443	\$0	\$10,330
Knox	10	\$0	\$0	\$0	\$0	\$0
Kosciusko	6	\$10,034	\$0	\$10,208	\$4,969	\$25,211
LaGrange	1	\$0	\$0	\$0	\$0	\$0
Lake	12	\$4,922	\$5,354	\$35,663	\$4,052	\$49,990
LaPorte	6	\$966	\$100	\$831	\$0	\$1,897
Lawrence	4	\$0	\$375	\$257	\$0	\$632
Madison	2	\$11,800	\$0	\$2,480	\$0	\$14,280
Marion	10	\$14,552	\$0	\$19,112	\$1,710	\$35,374
Marshall	3	\$6,558	\$0	\$282	\$21	\$6,861
Martin	0	\$0	\$0	\$0	\$0	\$0
Miami	2	\$10,273	\$204	\$0	\$0	\$10,477
Monroe	19	\$19,095	\$0	\$24,497	\$0	\$43,592
Montgomery	3	\$1,512	\$0	\$4,360	\$0	\$5,872
Morgan	6	\$23,502	\$0	\$9,870	\$0	\$33,372
Newton	2	\$2,343	\$67	\$1,756	\$885	\$5,050
Noble	3	\$26,568	\$0	\$5,707	\$46	\$32,321
Ohio	1	\$568	\$0	\$775	\$290	\$1,633
Orange	3	\$8,155	\$1,119	\$932	\$1,528	\$11,732
Owen	0	\$0	\$0	\$0	\$0	\$0
Parke	2	\$6,003	\$176	\$3,440	\$0	\$9,619
Perry	1	\$0	\$438	\$0	\$0	\$438
Pike	3	\$8,968	\$0	\$2,214	\$40	\$11,222
Porter	7	\$23,203	\$437	\$26,412	\$3,116	\$53,167
Posey	6	\$6,194	\$0	\$3,824	\$120	\$10,137
Pulaski	2	\$100	\$104	\$1,864	\$0	\$2,068
Putnam	2	\$1,130	\$0	\$2,185	\$15	\$3,330
Randolph	2	\$3,282	\$0	\$0	\$0	\$3,282
Ripley	3	\$3,684	\$0	\$1,515	\$285	\$5,484
Rush	2	\$0	\$0	\$231	\$0	\$231
Scott	3	\$2,796	\$0	\$572	\$0	\$3,368
Shelby	2	\$8,869	\$1,199	\$2,149	\$0	\$12,216
Spencer	3	\$2,657	\$0	\$5,553	\$3,456	\$11,666
St. Joseph	10	\$16,192	\$3,348	\$9,680	\$2,243	\$31,462
Starke	1	\$0	\$0	\$0	\$0	\$0
Steuben	2	\$7,430	\$0	\$1,933	\$29	\$9,392

County Name	Number of Court Reporters	Income derived from Indigent Transcripts, Depositions, and Hearings	Income derived from Government Transcripts	Income derived from all other (Non-Indigent) Transcripts, Depositions, and Hearings	Income derived from copies	Total Income derived (all sources)
Sullivan	1	\$0	\$0	\$0	\$0	\$0
Switzerland	1	\$5,039	\$0	\$475	\$118	\$5,632
Tippecanoe	4	\$6,560	\$743	\$2,500	\$0	\$9,803
Tipton	1	\$730	\$0	\$805	\$55	\$1,590
Union	2	\$0	\$96	\$220	\$24	\$340
Vanderburgh	17	\$20,285	\$2,443	\$4,512	\$1,116	\$28,356
Vermillion	1	\$0	\$0	\$0	\$0	\$0
Vigo	6	\$12,234	\$1,135	\$2,015	\$436	\$15,820
Wabash	2	\$1,530	\$264	\$3,442	\$0	\$5,235
Warren	1	\$564	\$0	\$459	\$0	\$1,022
Warrick	5	\$4,733	\$0	\$13,414	\$1,506	\$19,653
Washington	4	\$10,385	\$2,033	\$5,960	\$2,433	\$20,811
Wayne	2	\$4,572	\$177	\$616	\$6	\$5,371
Wells	2	\$3,843	\$0	\$5,152	\$0	\$8,994
White	3	\$0	\$0	\$2,431	\$0	\$2,431
Whitley	5	\$8,850	\$0	\$8,567	\$70	\$17,487
Total	366	\$491,514	\$65,760	\$382,262	\$38,510	\$978,046

Income reported in the above table was received for transcripts prepared outside of the court reporter's regular duties.

TOTAL INCOME FOR TRANSCRIPTION SERVICE



- Income derived from Indigent Transcripts, Depositions, and Hearings
- Income derived from Government Transcripts
- Income derived from all other (Non-Indigent) Transcripts, Depositions, and Hearings
- Income derived from copies

Reported Years	2016	2017	2018	2019	2020	2021	2022	2023
Number of Court Reporters	564	499	500	583	441	413	397	366
Total Money Generated	\$1,966,052	\$1,416,922	\$1,446,014	\$1,471,918	\$980,573	\$846,046	\$1,080,429	\$978,046

Income derived from Indigent Transcripts, Dispositions, and Hearings – court-ordered transcripts, dispositions, and hearings prepared for individuals declared unable to pay.

Income derived from all Other Transcripts, Dispositions, and Hearings – transcripts paid for by attorneys or non-indigent pro se litigants.

Income derived from Government Transcripts – transcripts typically paid for by state public defenders, county public defenders, prosecuting attorneys, and other government agencies.

FISCAL REPORT OF INDIANA TRIAL COURTS

IOCS is directed by Ind. Code § 33-24-6-3(a)(2) to collect and compile statistical data on the receipt and expenditure of public monies for the operation of the courts. The financial information is gathered annually at the close of each calendar year.

Each court must submit to IOCS its Report on Court Revenue (Revenue Report) and its Report on Budget & Expenditures (Budget & Expenditure Report). IOCS also requests a Budget & Expenditure Report from each probation department, juvenile detention center, and public defender program that maintains a budget separate from a court.

The information in this financial overview presents the reported expenditures and revenue generated through the operation of the courts. Requested and approved trial court budgets are reported to IOCS but are not published. The Indiana Supreme Court, Court of Appeals of Indiana, and Indiana Tax Court are funded through appropriations from the State General Fund.

EXPENDITURES

Indiana's judicial system is funded by a combination of county tax revenues, user fees, and state appropriations. Relevant portions of that report are reflected here.

Indiana's trial courts are funded primarily through county general funds, but state funds pay for the salaries and benefits of trial court judges, magistrates, senior judges, and some special judge expenses. Counties may choose to pay an additional amount to judges and magistrates beyond the statutory salaries paid by the state. The salary and benefits of elected prosecutors, chief deputy prosecutors, and certain deputy prosecutors are also paid with state funds. Counties may choose to pay a prosecutor an amount beyond their statutory salary. Counties may also receive state funds for reimbursement of approved indigent defense services and for GAL/CASA services for abused and neglected children. Courts also generate user fees, some of which are expended on court services.

Expenses for criminal indigent defense services are included as part of the cost of the judicial system, although in many counties indigent defense is administered through an independent public defender entity governed by a board. These services are funded primarily through county tax dollars. However, the General Assembly statutorily provides 50% reimbursement of indigent defense services to all counties for capital cases, and for those counties that meet the indigent defense program standards set by the Public Defender Commission, up to 40% reimbursement of qualified cases. The state's Public Defender Commission reimbursement for local indigent defense expenses was more than \$32 million during fiscal year 2022.

Municipalities fund city and town courts. In many instances, the local government does not maintain a distinct city or town court budget, and all expenses are paid directly from the local general fund. This practice makes it difficult to provide accurate expenditure information for city and town courts.

Marion County (Indianapolis) townships directly fund the nine Marion County Small Claims Courts through budget appropriations. Although Marion County Small Claims Courts became courts of record as of July 1, 2018, the financial data will be presented independently in this section of the report.

The Budget & Expenditure Report that is submitted by each court categorizes the trial court expenditures as follows: salaried and unsalaried personnel expenses (including fringe benefits and travel), supplies, professional services, and capital outlays. If any expenditures were facilitated by mandate, the court's report reflects information related to the mandate under the appropriate category.

EXPENDITURES BY ALL COURTS

The expenditure summary report reflects four different series (Personal Services, Supplies, Professional Services, and Capital Outlays) to align with the courts' report on budgets/expenditures to the Department of Local Government Finance Authority.

Line-Item Expenditures	Circuit, Superior, & Probate Courts	City and Town Courts	Marion County Small Claims Courts	Total
Judge(s) Salary - County Portion Paid	\$1,117,316	\$0	\$0	\$1,117,316
Judge(s) Salary - Locally Paid	\$0	\$2,164,295	\$1,231,400	\$0
Other Judicial Officers	\$4,049,979	\$236,815	\$0	\$4,049,979
Court Reporter(s)	\$36,330,359	\$455,784	\$14,822	\$36,330,359
Bailiff(s)	\$17,016,421	\$616,321	\$0	\$17,016,421
Jury Commissioner(s)	\$344,476	\$0	\$0	\$344,476
Court Administrator & Staff	\$8,614,429	\$1,046,361	\$148,064	\$8,614,429
Secretary(ies)	\$6,968,558	\$422,872	\$0	\$6,968,558
GAL/CASA	\$3,336,394	\$0	\$0	\$3,336,394
Law Clerks & Interns	\$884,358	\$26,964	\$0	\$884,358
Public Defender & Staff	\$12,420,605	\$374,243	\$0	\$12,420,605
Court Clerks	\$2,165,863	\$2,043,998	\$2,121,905	\$2,165,863
Probation Officers	\$87,578,393	\$1,295,615	\$0	\$87,578,393
Probation Office Staff	\$13,045,345	\$526,711	\$0	\$13,045,345
Juvenile Detention Center Staff	\$28,502,457	\$0	\$0	\$28,502,457
IT Staff	\$1,157,551	\$0	\$0	\$1,157,551
Other Employees	\$12,134,922	\$1,016,843	\$29,187	\$12,134,922
Sub-total Personal Services Salaries and Wages Subsection A - 10000 series	\$235,667,425	\$10,226,821	\$3,545,378	\$235,667,425
Fringe Benefits	\$86,407,423	\$2,916,396	\$1,244,710	\$86,407,423
Sub-total Personal Services Fringe Benefits Subsection B - 10000 series	\$86,407,423	\$2,916,396	\$1,244,710	\$86,407,423
Per Diem-Cases Venued Out	\$672	\$0	\$0	\$672
Judge(s) Pro Tempore	\$56,516	\$5,800	\$9,250	\$56,516
Sub-total Personal Services Other Personal Services Subsection C - 10000 series	\$57,188	\$5,800	\$9,250	\$72,238
Per Diem Travel	\$240,809	\$18,816	\$0	\$259,625
Transportation	\$313,938	\$6,763	\$1,703	\$322,403
Lodging	\$364,947	\$5,993	\$0	\$370,939
Public Defense Travel Expenses	\$6,449	\$0	\$0	\$6,449
Other	\$313,232	\$3,236	\$3,456	\$319,924
Sub-total Personal Services Travel Subsection D - 10000 series	\$1,239,375	\$34,807	\$5,159	\$1,279,341
Total Personal Services Subsections A, B, C, D - 10000 series	\$323,356,396	\$13,183,824	\$4,804,497	\$341,344,716
Office Supplies	\$1,482,554	\$117,080	\$36,989	\$1,636,623
Operating Supplies	\$1,669,146	\$70,753	\$46,266	\$1,786,164
Repair/Maintenance Supplies	\$600,991	\$34,694	\$32,248	\$667,933

Line-Item Expenditures	Circuit, Superior, & Probate Courts	City and Town Courts	Marion County Small Claims Courts	Total
Other Material and Supplies	\$941,589	\$85,900	\$12,939	\$1,040,428
Total Supplies – 20000 series	\$4,694,280	\$308,427	\$128,441	\$5,131,148
Per Diem - Grand Jurors	\$46,784	\$0	\$0	\$46,784
Per Diem - Petit Jurors	\$2,736,203	\$315	\$0	\$2,736,518
Juror Lodging	\$378,072	\$0	\$0	\$378,072
Witness Fees/ Consult Witness Fees	\$374,624	\$0	\$0	\$374,624
Medical & Psychiatric Services	\$4,727,252	\$32,570	\$46,042	\$4,805,864
Pauper Attorneys - Case by Case	\$19,415,060	\$177,351	\$0	\$19,592,411
Court Interpreter Fees	\$1,721,001	\$35,953	\$44,916	\$1,801,871
Depositions	\$248,354	\$0	\$0	\$248,354
Investigations	\$19,146	\$0	\$0	\$19,146
Transcript Preparation	\$1,002,749	\$0	\$0	\$1,002,749
Indigent Interpretation/Language Interp.	\$845,930	\$3,427	\$25,952	\$875,309
Other Indigent Expenses	\$1,496,622	\$18,277	\$680	\$1,515,578
Other Probation Expenses	\$12,057,529	\$68,047	\$0	\$5,662,039
Other Juvenile Detention Center Expenses	\$12,186,302	\$0	\$0	\$12,186,302
Phone	\$634,008	\$35,162	\$16,683	\$685,853
Utility	\$850,759	\$39,131	\$53,412	\$943,302
Contract Printing	\$208,126	\$23,182	\$5,184	\$236,492
Other Insurance	\$105,579	\$76,342	\$71,863	\$253,783
Rentals - Office	\$13,538,556	\$97,390	\$132,384	\$7,174,622
Rentals - Computers	\$3,257,325	\$30,873	\$25,352	\$3,313,549
Probation CMS	\$65,115	\$0	\$0	\$65,115
Detention CMS	\$80,921	\$0	\$0	\$80,921
Jury CMS	\$359,514	\$0	\$0	\$359,514
Other than CMS	\$306,505	\$11,099	\$20,949	\$338,553
CMS	\$152,470	\$13,731	\$0	\$166,200
Postage	\$478,110	\$44,330	\$54,183	\$576,623
Shipping	\$5,910	\$202	\$0	\$28,982
Other Services	\$8,491,134	\$258,820	\$292,584	\$9,042,538
Total Professional Services and Charges – 30000 series	\$85,789,658	\$966,202	\$790,183	\$87,546,043
Legal Library	\$1,355,011	\$9,739	\$0	\$1,364,750
Office Equipment	\$912,096	\$17,801	\$20,938	\$950,834
Computer Equipment	\$491,097	\$59,379	\$16,646	\$567,122
Other Capital Outlays	\$410,399	\$12,000	\$36,755	\$459,154
Total Capital Outlays – 40000 series	\$3,168,603	\$98,919	\$74,338	\$3,341,860
Total Expenditures	\$417,008,937	\$14,557,371	\$5,797,459	\$437,363,767

The totals in the chart below were retrieved from the Annual Budget and Expenditure Reports received from Indiana Courts, Probation Departments, and some Public Defender Commission Office's.

SPECIAL NOTES ON EXPENDITURES FOR PROBATION SERVICES & JUVENILE DETENTION CENTERS

PROBATION SERVICES

Because of the differences in how counties budget for probation employee fringe and other benefits, and for probation services in particular, it is difficult to arrive at a complete figure for the expense of probation services. Marion, Lake, and Allen Counties include probation office expenditures in their courts' general budget and probation expenditures, aside from salaries, cannot be identified separately. In other counties, even if all expenditures on probation operations and personal services are budgeted and reported separately, fringe benefits are lumped in the county's general budget and are not reported separately for probation or court staff. A summary of the probation service expenses reported by the courts and probation departments is included, but this information does not include fringe benefits and operating expenses for many counties.

CY 2023 Probation Services Expenditures	
Statewide total of all Salaries and Wages for Probation Officers and Staff	\$102,446,063
Additional Expenditures Reported by Probation Departments and Courts	\$74,242,251
Total Reported Probation Expenditures	\$176,688,314

JUVENILE DETENTION CENTERS

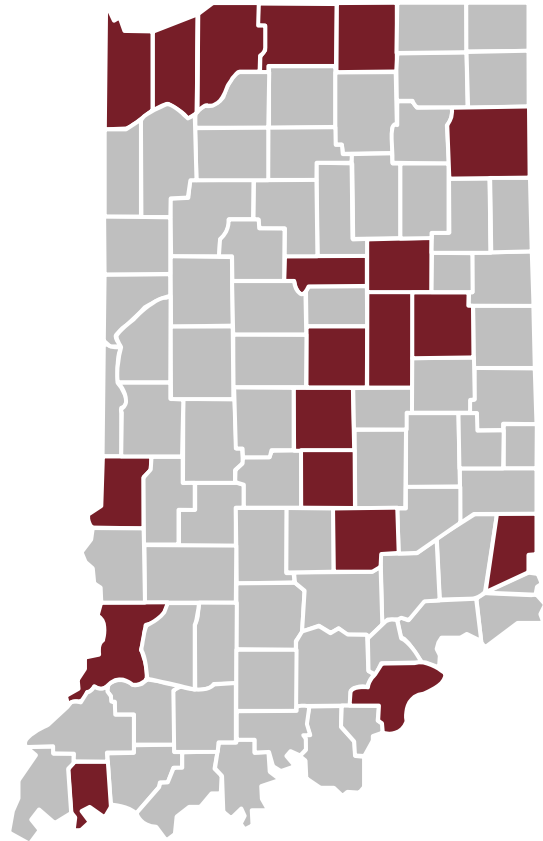
Indiana has 19 juvenile detention centers. Only some of these facilities are funded through the courts' budgets. There were eight juvenile detention centers that submitted a budget and expenditures report to IOCS. This expenditure report includes expenses for juvenile detention operations reported by the courts and juvenile detention centers.

CY 2023 Juvenile Detention Center Expenditures	
Statewide Total of all Salaries and Wages for Juvenile Detention Center Staff	\$28,502,457
Additional Expenditures Reported by Juvenile Detention Centers and Courts	\$24,421,250
Total Reported Juvenile Detention Center Expenditures	\$52,923,707

Salaries and additional expenditures in the tables above were retrieved from the Budget and Expenditure reports submitted by Indiana Courts, Probation Departments, and Juvenile Detention Centers.

INDIANA JUVENILE DETENTION CENTERS

County	Facility	Operated by the Juvenile Court
Allen	Juvenile Detention Center	Yes
Bartholomew	Youth Services Center	Yes
Clark	Juvenile Detention Center	No
Dearborn	Juvenile Detention Center	No
Delaware	Youth Opportunity Center	No
Elkhart	Juvenile Detention Center	Yes
Grant	Juvenile Detention Center	No
Hamilton	Youth Services Center	No
Howard	Juvenile Detention Center	Yes
Johnson	Juvenile Detention Center	Yes
Knox	Private facility	Private facility
Lake	Juvenile Center	Yes
LaPorte	Juvenile Services Center	Yes
Madison	Youth Center	Yes
Marion	Juvenile Justice Complex	Yes
Porter	Juvenile Detention Center	Yes
St. Joseph	Juvenile Justice Center	Yes
Vanderburgh	Private facility	Private facility
Vigo	Juvenile Center	No



SPECIAL NOTE ON EXPENDITURES FOR CRIMINAL INDIGENT EXPENSES

Criminal indigent defense in Indiana is paid through a combination of county funds and partial state reimbursements. Many counties (67 of 92) follow standards established by the Indiana Public Defender Commission² for caseload limits and the establishment of independent public defender boards to qualify for a partial reimbursement of county expenditures for indigent defense costs using Indiana’s annual appropriation to the Public Defense Fund (Ind. Code § 33-40-6). The Commission is authorized by statute to reimburse all 92 counties for 50% of their defense expenditures in capital (death penalty) cases. Participating counties may also receive reimbursement of up to 40% of their defense expenditures in non-capital felony, juvenile delinquency, and Children in Need of Services and Termination of Parental Rights (CHINS/TPR) cases if the counties follow the Commission’s [standard for defense services](#).

Some independent public defense agencies along with trial courts report indigent defense expenditures directly to IOCS. Indigent defense costs are also reported to the Public Defender Commission. IOCS combines the information from all sources to prepare the following chart.

County	Source	Indigent Defense Cost	County	Source	Indigent Defense Cost
Adams	4	\$209,438	Hamilton	1	\$2,442,582
Allen	3	\$1,946,056	Hancock	4	\$1,349,571
Bartholomew	1	\$658,394	Harrison	4	\$264,098
Benton	3	\$35,595	Hendricks	4	\$752,134
Blackford	3	\$121,664	Henry	1	\$413,192
Boone	1	\$813,197	Howard	3	\$2,111,270
Brown	2	\$71,606	Huntington	1	\$613,913
Carroll	3	\$338,273	Jackson	4	\$404,418
Cass	4	\$279,363	Jasper	3	\$474,270
Clark	3	\$729,659	Jay	3	\$195,593
Clay	1	\$346,000	Jefferson	3	\$941,122
Clinton	3	\$668,744	Jennings	3	\$636,586
Crawford	2	\$68,954	Johnson	1	\$1,455,248
Daviess	1	\$625,496	Knox	2	\$287,239
Dearborn	1	\$910,816	Kosciusko	3	\$1,115,367
Decatur	3	\$510,756	LaGrange	4	\$128,957
DeKalb	2	\$333,785	Lake	3	\$2,453,755
Delaware	4	\$687,710	LaPorte	4	\$411,291
Dubois	1	\$430,620	Lawrence	4	\$423,339
Elkhart	4	\$1,432,710	Madison	3	\$1,903,785
Fayette	3	\$131,068	Marion	4	\$10,163,743
Floyd	3	\$1,320,292	Marshall	1	\$435,196
Fountain	2	\$20,948	Martin	3	\$258,291
Franklin	1	\$152,986	Miami	2	\$248,588
Fulton	4	\$113,670	Monroe	4	\$1,161,059
Gibson	2	\$250,337	Montgomery	1	\$523,919
Grant	4	\$501,567	Morgan	1	\$32
Greene	3	\$766,198	Newton	1	\$473,250

² Effective July 1 2024, the Public Defender Commission was renamed “Indiana Commission on Court Appointed Attorneys (CCAA)”.

County	Source	Indigent Defense Cost
Noble	3	\$1,184,791
Ohio	3	\$101,547
Orange	3	\$422,891
Owen	4	\$125,643
Parke	3	\$27,810
Perry	3	\$250,000
Pike	3	\$119,925
Porter	1	\$38,126
Posey	1	\$421,802
Pulaski	3	\$366,108
Putnam	1	\$390,807
Randolph	1	\$338,678
Ripley	3	\$230,500
Rush	2	\$145,184
St. Joseph	3	\$3,061,963
Scott	3	\$598,029
Shelby	3	\$248,709
Spencer	4	\$164,918
Starke	1	\$83,207

County	Source	Indigent Defense Cost
Steuben	3	\$392,919
Sullivan	3	\$326,795
Switzerland	3	\$165,705
Tippecanoe	3	\$3,786,694
Tipton	1	\$140,566
Union	3	\$45,096
Vanderburgh	4	\$1,367,368
Vermillion	3	\$757,519
Vigo	3	\$1,189,242
Wabash	3	\$520,254
Warren	3	\$68,863
Warrick	4	\$234,258
Washington	2	\$246,351
Wayne	3	\$34,782
Wells	1	\$207,878
White	1	\$9,511
Whitley	1	\$86,693
Total		\$64,418,841

Sources:

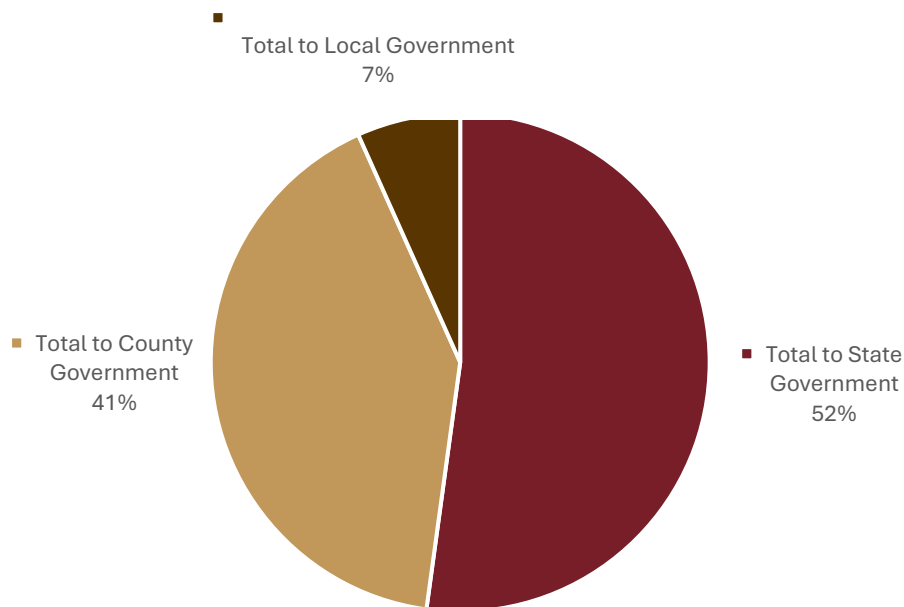
1. Reports to IOCS only
2. Reports to the Public Defender Commission only
3. The greater of the amounts reported to IOCS or the Public Defender Commission
4. A combination of the amounts reported to IOCS and the Public Defender Commission

REVENUE

Trial courts generate revenue primarily from filing fees, court costs, fines, and user fees assessed to litigants. Different fees may be collected from litigants in Indiana courts depending on the case type, court, and nature of the offense. Courts may only assess fines, costs, and fees authorized by statute or Indiana Supreme Court rule.

Revenues generated through the operation of the trial courts are collected, accounted for, and disbursed by the Clerk of the Circuit Court, an independently elected office for each judicial circuit. The Clerk of the Circuit Court also functions as the clerk of the county and, as such, performs many other functions unrelated to court operations, including issuing marriage licenses, coordinating the election board, and conducting elections. Pursuant to statutes, revenues collected by a court are disbursed to state, county or local general funds, user fee funds, or special funds used for specific programs or initiatives.

Revenues generated through the city, town, and the nine Marion County township courts are collected, accounted for, and disbursed by the local clerk or clerk-treasurer. The only direct payment fee is the personal service of process fee charged to small claims litigants in the Marion County Small Claims (township) Courts. This fee is paid to the township constable. Marion County Small Claims (township) Courts have fees unique only to their nine courts. Following each Legislative session, IOCS updates and publishes a fee manual ³ containing information about filing fees and court costs that may be assessed by a court or clerk.



³ [2022 Fee Manual and 2023 Fee Manual](#)

2023 REVENUES GENERATED BY CIRCUIT, SUPERIOR, AND PROBATE COURTS

Revenues Generated by Circuit, Superior, & Probate Courts	State Funds	County Funds	Local Funds	Total
Revenues Distributed to General Funds				
Court Costs	\$31,214,852	\$12,075,004	\$1,343,105	\$44,632,961
Judicial Salaries Fee	\$9,627,043	\$0	\$0	\$9,627,043
Infraction Judgment Fines	\$3,876,872	\$0	\$0	\$3,876,872
Court Administration Fee	\$2,537,510	\$0	\$0	\$2,537,510
Public Defense Administration Fee	\$2,534,797	\$0	\$0	\$2,534,797
Additional Garnishee Defendants Service Fee	\$0	\$120	\$0	\$120
Civil Action Service of Process Fee	\$0	\$3,600	\$0	\$3,600
Small Claims Service of Process Fee	\$0	\$337,081	\$0	\$337,081
Civil Penalties for Local Ordinance Violations	\$0	\$76,243	\$538,744	\$614,987
Bond Administration Fee	\$0	\$1,530,530	\$0	\$1,530,530
Support Fee	\$42,564	\$59,881	\$0	\$102,445
Document Fee	\$0	\$1,084,767	\$0	\$1,084,767
Interest on Investments	\$0	\$2,642,386	\$0	\$2,642,386
Total to General Funds	\$49,833,638	\$17,809,612	\$1,881,849	\$69,525,099
Revenues Distributed to User Funds				
State portion of Drug Abuse, Prosecution Interdiction and Correction Fee	\$416,441	\$0	\$0	\$416,441
State portion of Alcohol Countermeasure Fee	\$857,361	\$0	\$0	\$857,361
State portion of Child Abuse Prevention Fee	\$26,762	\$0	\$0	\$26,762
Highway Worksite Fee	\$113,997	\$0	\$0	\$113,997
Safe School Fee	\$102,217	\$31,676	\$0	\$133,893
Automated Record Keeping Fee	\$9,709,439	\$0	\$0	\$9,709,439
Domestic Violence and Treatment Fee	\$134,763	\$0	\$0	\$134,763
Total to User Funds	\$11,360,981	\$31,676	\$0	\$11,392,657
Revenue Distributed to Special Funds				
Adult Probation User Fee	\$0	\$10,368,319	\$0	\$10,368,319
Juvenile Probation User Fee	\$0	\$327,077	\$0	\$327,077
Guardian ad Litem Fee	\$0	\$58,955	\$0	\$58,955
Problem-Solving Court User Fee	\$0	\$1,394,728	\$0	\$1,394,728
Reimbursements to Supplemental Public Defender Services Fund†	\$0	\$3,063,305	\$0	\$3,063,305
Alternative Dispute Resolution (ADR) Fee	\$0	\$632,738	\$0	\$632,738
Fines and Forfeitures	\$1,706,923	\$0	\$0	\$1,706,923
Vehicle License Fee	\$245,103	\$0	\$0	\$245,103
Reimbursements to Dept. of Natural Resources	\$23,897	\$0	\$0	\$23,897
Judicial Insurance Adjustment Fee	\$508,334	\$0	\$0	\$508,334
County portion of Drug Abuse, Prosecution, Interdiction, and Correction Fee	\$0	\$1,261,663	\$0	\$1,261,663
County portion of Alcohol and Drug Countermeasures Fee	\$0	\$2,532,041	\$0	\$2,532,041
County portion of Child Abuse Prevention Fund	\$0	\$665	\$0	\$665
Pro Bono Fee	\$274,481	\$0	\$0	\$274,481

Revenues Generated by Circuit, Superior, & Probate Courts	State Funds	County Funds	Local Funds	Total
Prosecutorial Pretrial Diversion Fee	\$0	\$4,457,141	\$57,640	\$4,514,781
Prosecutorial Deferral Program Fee	\$0	\$3,902,983	\$153,772	\$4,056,755
DNA Sample Processing Fee	\$645,996	\$0	\$0	\$645,996
Sexual Assault Victims Assistance Fee	\$103,415	\$0	\$0	\$103,415
Late Surrender Fee	\$0	\$245,607	\$243,195	\$488,802
Late Payment Fee	\$0	\$410,128	\$0	\$410,128
Worksite Speed Limit Judgment	\$507,740	\$0	\$0	\$507,740
Document Storage Fee	\$0	\$2,705,281	\$0	\$2,705,281
Marijuana Eradication Program Fee	\$0	\$31,820	\$0	\$31,820
Jury Fee	\$0	\$1,517,920	\$0	\$1,517,920
Alcohol and Drug Services Fee	\$0	\$3,344,374	\$0	\$3,344,374
Law Enforcement Continuing Education Program Fee	\$0	\$577,107	\$221,661	\$798,767
Special Death Benefits Fee	\$275,434	\$0	\$0	\$275,434
Intra-state Transfer Probation Fee	\$0	\$116,679	\$0	\$116,679
Youth Tobacco Civil Penalty	\$0	\$0	\$0	\$0
Automated Record Keeping Fee (Deferred/Deferral Program)	\$27,577	\$0	\$0	\$27,577
Other	\$115,057	\$1,779,248	\$0	\$1,894,305
Total to Special Funds	\$4,433,956	\$38,727,778	\$676,267	\$43,838,000
Total Generated Funds	\$65,628,574	\$56,569,065	\$2,558,116	\$124,755,756

2023 REVENUES GENERATED BY CITY AND TOWN COURTS

Revenues Generated by City and Town Courts	State Funds	County Funds	Local Funds	Total
Revenues Distributed to General Funds				
Court Costs	\$3,421,372	\$1,244,765	\$1,559,070	\$6,225,207
Judicial Salaries Fee	\$1,037,839	\$0	\$340,167	\$1,378,006
Infraction Judgment Fines	\$1,745,674	\$0	\$0	\$1,745,674
Court Administration Fee	\$344,312	\$0	\$0	\$344,312
Public Defense Administration Fee	\$343,757	\$0	\$0	\$343,757
Additional Garnishee Defendants Service Fee	\$0	\$0	\$0	\$0
Support Fee	\$0	\$0	\$0	\$0
Civil Action Service of Process Fee	\$0	\$1,180	\$170	\$1,350
Small Claims Service of Process Fee	\$0	\$709	\$0	\$709
Civil Penalties for Local Ordinance Violations	\$0	\$6,606	\$782,378	\$788,984
Bond Administration Fee	\$0	\$14,250	\$167,367	\$181,617
Document Fee	\$0	\$1,586	\$12,395	\$13,981
Interest on Investments	\$0	\$0	\$7,486	\$7,486
Total to General Funds	\$6,892,954	\$1,269,096	\$2,869,035	\$11,031,085
Revenues Distributed to User Funds				
State portion of Drug Abuse, Prosecution Interdiction, and Correction Fee	\$19,274	\$0	\$0	\$19,274
State portion of Alcohol and Drug Countermeasures Fee	\$74,132	\$0	\$0	\$74,132
State portion of Child Abuse Prevention Fee	\$0	\$0	\$0	\$0
Highway Worksite Fee	\$37,536	\$0	\$0	\$37,536
Safe School Fee	\$1,894	\$0	\$565	\$2,459
Automated Record Keeping Fee	\$1,276,085	\$0	\$0	\$1,276,085
Total to User Funds	\$1,408,921	\$0	\$565	\$1,409,486
Revenues Distributed to Special Funds				
Adult Probation User Fee	\$0	\$479,343	\$303,686	\$783,029
Juvenile Probation User Fee	\$0	\$0	\$0	\$0
Guardian ad Litem Fee	\$0	\$0	\$0	\$0
Problem-Solving Court User Fee	\$0	\$0	\$0	\$0
Reimbursements to Supplemental Public Defender Services Fund	\$0	\$62,216	\$75,689	\$137,905
Alternative Dispute Resolution (ADR) Fee	\$0	\$0	\$0	\$0
Fines and Forfeitures	\$134,622	\$0	\$0	\$134,622
Vehicle License Fee	\$95,103	\$0	\$0	\$95,103
Reimbursements to Dept. of Natural Resources	\$2,200	\$0	\$0	\$2,200
Judicial Insurance Adjustment Fee	\$69,987	\$0	\$0	\$69,987
County portion of Drug Abuse, Prosecution, Interdiction, and Correction Fee	\$0	\$57,950	\$0	\$57,950
County portion of Alcohol and Drug Countermeasures Fee	\$0	\$222,551	\$0	\$222,551
County portion of Child Abuse Prevention Fee	\$0	\$0	\$0	\$0
Domestic Violence and Treatment Fee	\$4,636	\$0	\$0	\$4,636
Prosecutorial Pretrial Diversion Fee	\$0	\$344,763	\$573,043	\$917,806
Prosecutorial Deferral Program Fee	\$0	\$342,716	\$886,429	\$1,229,145
Pro Bono Fee	\$694	\$0	\$0	\$694
DNA Sample Processing Fee	\$204,856	\$0	\$0	\$204,856
Sexual Assault Victims Assistance Fee	\$0	\$0	\$0	\$0
Late Surrender Fee	\$0	\$0	\$0	\$0

Revenues Generated by City and Town Courts	State Funds	County Funds	Local Funds	Total
Late Payment Fee	\$0	\$8,151	\$349,305	\$357,456
Worksite Speed Limit Judgment	\$70,787	\$0	\$0	\$70,787
Document Storage Fee	\$0	\$29,309	\$362,776	\$392,085
Marijuana Eradication Program Fee	\$0	\$0	\$0	\$0
Jury Fee	\$0	\$231,250	\$0	\$231,250
Alcohol and Drug Services Fee	\$0	\$0	\$0	\$0
Law Enforcement Continuing Education Program Fee	\$0	\$6,424	\$256,091	\$262,514
Special Death Benefits Fee	\$21,725	\$0	\$0	\$21,725
Intrastate Transfer Probation Fee	\$0	\$0	\$0	\$0
Youth Tobacco Civil Penalty	\$0	\$0	\$0	\$0
Automated Record Keeping Fee (Deferred/Deferral Program)	\$32,924	\$0	\$0	\$32,924
Other	\$925	\$70,116	\$6,526	\$77,566
Total to Special Funds	\$638,459	\$1,854,787	\$2,813,544	\$5,306,790
Total Generated Funds	\$8,940,334	\$3,123,883	\$5,683,144	\$17,747,361

2023 REVENUES GENERATED BY MARION COUNTY SMALL CLAIMS COURTS

Revenue Generated by Marion County Small Claims Courts	State Funds	County Funds	Local Funds	Other	Total
Revenues Distributed to General Funds					
Judicial Salaries Fee	\$366,486	\$0	\$122,166	\$0	\$488,652
Public Defense Administration	\$162,883	\$0	\$0	\$0	\$162,883
Court Administration Fee – state portion	\$97,730	\$0	\$0	\$0	\$97,730
Filing Docket Fee	\$0	\$0	\$1,115,955	\$0	\$1,115,955
Redocketing Fee	\$0	\$0	\$111,793	\$0	\$111,793
Docket Fee paid to Low Caseload Court	\$0	\$0	\$89,506	\$0	\$89,506
Total to General Funds	\$627,099	\$0	\$1,439,419	\$0	\$2,066,518
Revenues Distributed to User Fee Funds					
Automated Record Keeping Fee	\$651,531	\$0	\$0	\$0	\$651,531
Total to User Fee Funds	\$651,531	\$0	\$0	\$0	\$651,531
Revenues Distributed to Special Funds					
Judicial Insurance Adjustment	\$32,577	\$0	\$0	\$0	\$32,577
Court Administration – township portion	\$0	\$0	\$65,153	\$0	\$65,153
Pro Bono Fee	\$32,577	\$0	\$0	\$0	\$32,577
Document Storage	\$0	\$162,888	\$0	\$0	\$162,888
Other Fees	\$0	\$0	\$8,873	\$0	\$8,873
Total to Special Funds	\$65,154	\$162,888	\$74,026	\$0	\$302,068
Total Generated Funds	\$1,343,784	\$162,888	\$1,513,445	\$0	\$3,020,117
Service of Process Fee for Certified Mail (paid directly to the Constables)				\$0	\$0
Service of Process Fee for Personal Service (paid directly to Constables)				\$848,446	\$848,446

Service of Process fee is not included in the final total as it is paid by the litigants and goes directly to the constables for personal service or certified mail service.

DISTRIBUTION OF REVENUE

Revenue collected by a court is disbursed to state, county, or local general funds, user fee funds, or special funds used for specific programs or initiatives. Marion County Small Claims Courts (townships) have fees unique to their nine courts.

GENERAL REVENUE FUND

A general fund consists of all money paid into the state, county, or local treasury not required for a specific purpose by constitution, statute, or local ordinance. These fees are disbursed into a state, county or local general fund:

- Court Administration Fee
- Court Costs (except Marion County Small Claims (Township) Courts)
- Deferred Prosecution Fee (assessed in pretrial diversion programs for certain Level 5 and 6 felonies and misdemeanors)
- Infraction Judgment Collections
- Judicial Salaries Fee
- Public Defense Administration Fee
- Support and Maintenance Fee
- Bond Administration Fee
- Civil Action Service Fee
- Civil Garnishee Defendant Service Fee
- Civil Penalties for Local Ordinance Violations
- Document Fee
- Small Claims Garnishee Defendant Service Fee

STATE USER FEE FUND

Statutes require revenue generated from these fees be distributed to the State User Fee Fund:

- Automated Record Keeping Fee
- Child Abuse Prevention Fee
- Alcohol and Drug Countermeasures Fee
- Domestic Violence Prevention & Treatment Fee
- Drug Abuse, Prosecution, Interdiction, and Correction Fee
- Highway Worksite Fee
- Safe Schools Fee

The State Treasurer administers the State User Fee Fund. Semiannually, the State Treasurer distributes a set amount (currently \$1,288,000) from this fund to the State Comptroller to be further distributed in specific percentages set by state statute to other state funds dedicated for specific purposes as follows:

- 14.98% to the Alcohol and Drug Countermeasures Fund
- 8.42% to the Drug Interdiction Fund
- 4.68% to the Drug Prosecution Fund
- 5.62% to the Corrections Drug Abuse Fund
- 22.47% to the State Drug Free Communities Fund
- 7.98% to the Indiana Department of Transportation for use under Ind. Code § 8-23-2-15
- 20.32% to the Family Violence and Victim Assistance Fund
- 15.53% to the Indiana Safe Schools Fund

After each semiannual distribution, the State Treasurer distributes the amount remaining to the state general fund. See Ind. Code § 33-24-6-12 and Code § 33-37-9-4.

COUNTY AND CITY/TOWN USER FEE FUNDS

Each county has a County User Fee Fund, administered by the county auditor, to finance various programs such as a pretrial diversion or deferral program, informal adjustment programs for juveniles, marijuana eradication programs, alcohol and drug services programs, continuing education for law enforcement, payment for jurors, and problem-solving courts.

Every city or town that has established a city or town court is authorized by state statute to have a user fee fund for the purposes of supplementing the funds available to run a pretrial diversion or deferral program, to provide for the continuing education of law enforcement officers, for local problem-solving courts, and for a local alcohol and drug services program. The following fees fall into the County and City/Town User Fee Funds:

- Alcohol and Drug Services Program Fee
- Deferral Program Fee (assessed in deferral programs for infractions and ordinance violations)
- Jury Fee
- Law Enforcement Continuing Education Program Fee
- Marijuana Eradication Program Fee
- Pretrial Diversion Program Fee (assessed in pretrial diversion programs for misdemeanors)
- Problem-Solving Court Fee

State statutes dedicate the revenue generated from these fees/costs to specific programs or initiatives:

- Adult Probation User and Administration Fees
- Alcohol Abuse Deterrent Program Fee and Medical Fee
- Alcohol and Drug Countermeasures Fee
- Alternative Dispute Resolution Fee (ADR)
- Bail Bond Fee
- Child Restraint System Violation Fine
- DNA Sample Processing Fee
- Document Storage Fee
- Drug Abuse, Prosecution, Interdiction and Corrections Fee
- Emergency Medical Services Restitution Fee
- Fines and Forfeitures
- Guardian ad Litem/Court Appointed Special Advocate User Fee (Dissolution or Legal Separation Actions)
- Guardian ad Litem/Court Appointed Special Advocate User Fee (Juvenile Actions)
- Interstate Probation Transfer Fee
- Intrastate Probation Transfer Fee
- Judicial Insurance Adjustment Fee
- Juvenile Probation User Fees
- Late Surrender Fee
- Late Payment Fee
- Pretrial Services Fee
- Pro Bono Services Fee
- Reimbursement of Incarceration Costs
- Reimbursements to County or Municipality for Public Defense Expenditures
- Reimbursements to Department of Natural Resources
- Service of Process Fee
- Service of Process Fee (civil actions filed outside of Indiana)
- Sexual Assault Victims Assistance Fee
- Special Death Benefit Fee
- Vehicle License Judgments (Overweight Vehicle Cases)
- Worksite Speed Limit Judgments
- Youth Tobacco Civil Penalty

REVENUE UNIQUE TO MARION COUNTY SMALL CLAIMS COURTS

The township courts assess many of the other fees assessed in small claims case fees heard by county trial courts. The following costs/fees are only assessed by the nine Marion County Small Claims (township) Courts.

- Filing Fee and Township Docket Fee
- Redocketing Fee
- Service of Process Fee (Certified Mail)
- Service of Process Fee (Personal Service)

Ind. Code § 33-34-8-5 requires the Marion Circuit Judge to name two of the nine Marion County Small Claims Courts as low caseload courts. Beginning July 1, 2015, all Marion County Small Claims courts that are not designated as low caseload courts began sending \$1.50 of the township docket fee to the township trustee of each low caseload court on a monthly basis.

CASELOAD STATISTICS OF INDIANA TRIAL COURTS

OVERVIEW OF INDIANA CASELOAD STATISTICS

Ind. Code § 33-24-6-3(a)(2) requires IOCS to collect and compile statistical data on the judicial work of the courts. Each quarter, Indiana trial courts report their caseloads by electronically submitting a Quarterly Case Status Report (QCSR) using the Indiana Courts Online Reports (ICOR) system through INCite, the judicial system's secure extranet for court information. The QCSR reports contain summary information, by case type, on the number of cases filed and pending, the movement of cases between courts via transfer or venue, and the method by which cases were disposed of during a reporting period. Due to the significant amount of information and for ease of use, caseload data is published with this report in excel format only.

In addition to the cases administered by a specific court, the QCSR tracks the number of judicial resources available to a court and the time a judge spends hearing cases in another court. The QCSR also captures other case-related information used to administer and improve court projects and initiatives. For example, data is collected tracking the number of cases:

- referred to alternative dispute resolution
- requiring the appointment of pauper counsel
- requiring the services of a court interpreter; and
- requiring the appointment of a Guardian ad Litem or court appointed special advocate (juvenile cases only)

Case information is tracked using the case type classification codes outlined in Admin. Rule 8(B)(3). An administrative case type called "court business record" is recorded but is not counted in a court's weighted caseload. Case type designations and categories are as follows.

CRIMINAL CASE TYPES

If a defendant is charged with multiple offenses, the case is counted once under the most serious charge. Although the prosecutor may amend the charges after filing, for administrative purposes a case continues with its initial case designation in the statistical reports. Each defendant is assigned his or her own case number.

Beginning July 1, 2014, criminal felony filings, except for Murder, are categorized and reported on the quarterly case status report on ICOR either as Class A felony (FA), Class B felony (FB), Class C felony (FC), Class D felony (FD) or as Felony Level 1 (F1), Felony Level 2 (F2), Felony Level 3 (F3), Felony Level 4 (F4), Felony Level 5 (F5) and Felony Level 6 (F6) depending on when the alleged crime occurred. Felonies occurring prior to July 1, 2014, are reported as a Class A felony (FA), Class B felony (FB), Class C felony (FC), or Class D felony (FD). Felonies occurring on or after July 1, 2014, are reported as a Felony Level 1 (F1), Felony Level 2 (F2), Felony Level 3 (F3), Felony Level 4 (F4), Felony Level 5 (F5) or Felony Level 6 (F6).

MR – Murder: All murder cases are filed under this category. If the State seeks either the death penalty or life without parole, that information is also collected and reported in the QCSR under the additional information section.

CF – Criminal Felony: This category includes all cases filed prior to January 1, 2002, as Murder or Class A, B, and C felonies. Although new filings are not permitted for this

category, existing cases with a CF designation are still reported and disposed of in this category. Indiana Admin. Rule 8 was amended by Supreme Court Order 94S00-0101-MS-67 effective January 1, 2002.

FELONIES COMMITTED BETWEEN JANUARY 1, 2002, AND JUNE 30, 2014

FA – Class A Felony: Examples include kidnapping, voluntary manslaughter with a deadly weapon, and arson involving bodily injury.

FB – Class B Felony: Examples include aggravated battery, rape, child molesting, carjacking, and armed robbery.

FC – Class C Felony: Examples include involuntary manslaughter, robbery, burglary, and reckless homicide.

FD – Class D Felony: All Class D felonies filed on or after January 1, 2002, plus all Class D felonies filed before January 1, 2002, that have the case type DF are filed under the FD category. Examples of crimes in this category include theft, receiving stolen property, computer tampering, and fraud.

FELONIES COMMITTED ON OR AFTER JULY 1, 2014

F1 – Level 1 Felony: Examples include home invasions with serious bodily injury, attempted murder, and/or dealing controlled substance.

F2 – Level 2 Felony: Examples include voluntary manslaughter and armed dwelling burglary.

F3 – Level 3 Felony: Examples include aggravated battery and child molesting.

F4 – Level 4 Felony: Examples include dwelling burglary and dealing in cocaine (1 – 5 grams).

F5 – Level 5 Felony: Examples include kidnapping, involuntary manslaughter, and reckless homicide.

F6 – Level 6 Felony: Examples include theft and battery with moderate bodily injury.

MISDEMEANORS AND OTHER CRIMINAL CASE TYPES

CM – Criminal Misdemeanor: This category includes all criminal cases filed as misdemeanors. Examples of crimes in this category are criminal trespass, check deception, harassment, and battery.

PC – Post – Conviction Petition: This category includes all petitions for post-conviction relief filed under the Post-Conviction Rules. Although this case type is a civil case, it is listed after the criminal case types on the QCSR and in this report.

MC – Miscellaneous Criminal: This category includes all criminal matters which are not easily classified as felony or misdemeanor and are not part of an ongoing proceeding. An example of a case falling into this category is a probable cause hearing for a criminal charge not yet filed. A search warrant issued before charges are filed, is assigned an MC case and results in a bench disposition. If charges are filed, then a case in the appropriate category is opened.

RF – Red Flag: Ind. Code § 35-47-14-3 (Ind. Code § 35-47-14-2, 35-47-14-3 or 35-47-14-6) Indiana’s “Red Flag” or “Jake Laird” law (Ind. Code § 35-47-14-2, 35-47-14-3 or 35-47-14-6) permits a law enforcement officer to seize firearms without a warrant if the officer believes an individual is dangerous. If firearms are seized, law enforcement must file an affidavit with the court using the RF case type stating the basis for believing the individual is dangerous, and the quantity and type of firearm(s) seized

CIVIL VIOLATIONS

Infractions and Ordinance Violations are civil violation case types. They are listed after the criminal case types on the QCSR and in this report.

IF – Infractions: Infractions are typically traffic-related offenses brought in the name of the State and prosecuted by the prosecuting attorney. Like criminal cases and ordinance violations, multiple offenses (i.e., multiple tickets or citations issued to the same individual or arising from the same circumstances) result in only one case filing.

OV/OE – Ordinance Violations: Local ordinance violations are enforced through court proceedings or a municipal corporation’s ordinance violations bureau. Ordinance violation cases are brought in the name of the municipal corporation and prosecuted by the municipal attorney. All moving traffic violations are enforced through a court proceeding. If a local ordinance violation is heard in court, an OV case type is assigned. Local ordinance violations enforced by municipal ordinance violations bureaus are not court cases and, therefore, are not assigned a case type/case number. The OE case type is not currently used.

JUVENILE CASE TYPES

Admin. Rule 1 requires the circuit court clerk to assign a separate case number to each child who is the subject of a juvenile case regardless of familial relationship to another child. Indiana Trial Rules allow cases of related children and other related cases to be joined for hearing.

JC – Juvenile CHINS (Child in Need of Services): This category reflects cases where a child is alleged to be a child in need of services as defined by Ind. Code § 31-34-1-1 et. seq. Examples include a child who is not receiving or is unlikely to receive care, treatment, or rehabilitation without court intervention.

JD – Juvenile Delinquency: Cases in which a child is charged with a delinquent act are filed in this category. Ind. Code § 31-37-1-2 defines a delinquent act as one committed by a child before becoming eighteen (18) years of age and is a criminal offense if committed by an adult. The case is recorded as a new filing when a petition for detention hearing or a petition alleging delinquency is filed.

JS – Juvenile Status: Cases in which a child is charged with committing an offense which is not a crime if committed by an adult are filed in this category. Examples include curfew violations, school truancy, and underage alcohol purchase or consumption.

JP – Juvenile Paternity: This category includes paternity actions filed by any of the parties specified by statute, including the prosecutor. Ind. Code § 31-14-4-1 identifies who may file paternity actions.

JM – Juvenile Miscellaneous: This category applies to juvenile matters not listed in the previous juvenile case type categories including court approval of informal adjustments.

An informal adjustment is a disposition by a court order approving a signed agreement resolving a potential juvenile delinquency or CHINS case.

JT – Termination of Parental Rights: This category includes all proceedings for termination of parental rights. In termination of parental rights cases involving multiple children, a separate case number is assigned to each child.

JQ – Juvenile Protection Order: This category only applies to protection order petitions filed by the Indiana Department of Child Services (DCS) under Ind. Code § 31-34-2.3-2 and Ind. Code § 31-34-2.3-5.

CIVIL CASE TYPES

Civil cases are filed when the plaintiff or petitioner seeks monetary damages or court redress.

CP – Civil Plenary: All Civil Plenary cases filed before January 1, 2002, have the CP case type designation. Although new filings are not permitted for this category, existing cases with a CP designation are still reported and disposed of in this category. Indiana Administrative Rule 8 was amended by Supreme Court Order 94S00-0101-MS-67 effective January 1, 2002.

PL – Civil Plenary: All Civil Plenary cases filed on or after January 1, 2002, receive the PL designation. Basic civil cases, not otherwise specifically included as separate categories, are filed with this designation. These cases may be more complex, and do not involve mortgage foreclosure or the collection of outstanding debt. Frequently cases involving contract disputes and actions seeking equitable or injunctive relief are assigned this case type.

MF – Mortgage Foreclosure: All Mortgage Foreclosure cases filed after January 1, 2002, are reported in this category.

CC – Civil Collection: All Civil Collections filed after January 1, 2002, are reported in this category, and may include the following: suits on notes and accounts, general collection suits, landlord/tenant suits for collection, ejectment, and tax warrants. If these cases are filed on the small claims docket of a court or the small claims division of a multi-division court, the SC case type is used.

CT – Civil Tort: Cases founded in tort and filed on the regular civil docket of the court are included in this category. Small claims, which also could be founded in tort, are included in a separate category.

SC – Small Claims: Cases filed on the small claims docket of the circuit or superior court as established by Ind. Code §. 33-28-3-2 et seq., Ind. Code §. 33-29-2-2 et seq., and Small Claims Rule 1 receive this case type. When cases are transferred from the small claims docket to the plenary docket, a filing fee is charged, and the claim loses its small claim status. [Ind. Code §33-29-2-7(d)] While city and town courts may have cases that fall within the monetary limits of small claims jurisdiction, those cases are not defined as small claims by the statutes cited above and are filed as PL (Civil Plenary) or CC (Civil Collections) cases depending upon the nature of the action.

Effective July 1, 2021, the jurisdictional limit for Small Claims cases was increased to \$10,000.00.

EV – Eviction: Effective January 1, 2021, EV case type was established for Evictions. This case type allows tracking the number of eviction cases filed in the courts. The case type is used for residential or commercial evictions including claims for related damages. An EV case can be filed on either the small claims docket or the civil docket depending on the amount in controversy.

DR – Domestic Relations: Actions involving petitions for dissolution of marriage, legal separation, and petitions to establish child support are filed in this category. This case type is no longer used for new filings after December 31, 2016.

DC – Domestic Relations with Children: Actions involving petitions for dissolution of marriage, legal separation, and petitions to establish child support where the family unit involves children are filed in this category. This new case type was effective January 1, 2017, for new filings.

DN – Domestic Relations Not Involving Children: Actions involving petitions for dissolution of marriage and legal separation where the family unit does not involve children are filed in this category. This new case type was effective January 1, 2017, for new filings

RS – Reciprocal Support: Actions for reciprocal enforcement of child support and petitions for modification of support or custody and/or support under the 2007 Amended Uniform Child Custody Jurisdiction Act are filed under this case type.

MH – Mental Health: Proceedings involving mental health commitments, including temporary commitments, regular commitments, or termination of a commitment are filed under this case type.

AD – Adoption: Petitions for adoption are filed under this case type. Commencing on January 1, 2002, petitions seeking release of adoption records are also filed under this case type.

ES – Supervised Estates: All probate estates are filed under this category unless the court grants a petition for unsupervised administration (see EU case type below).

EU – Unsupervised Estates: Probate estates for which a petition requesting unsupervised administration is filed along with a petition for probate of the will and letters testamentary or for appointment of an administrator are filed under this case type. If a court revokes an order for the unsupervised administration of an estate pursuant to Ind. Code § 29-1-7.5-2(d), the case type is changed to the ES case type.

EM – Miscellaneous Estate Matters: All matters related to estates that do not require payment of a filing fee are filed under this case type. Examples include pleadings related to filing inheritance tax returns, spreading of the will of record (Ind. Code § 29-1-7-4), opening bank lock boxes, and objections to probate of will (Ind. Code § 29-1-7-16).

GU – Guardianship: Petitions for appointment of guardians are filed under this case type. A guardianship case is considered “closed” when the court enters an order appointing and approving the guardianship.

GM (Guardianship Miscellaneous): A new case type as of January 1, 2020. This case type is used for proceedings filed under Ind. Code § 29-3-4 which include petitions for protective orders for the benefit of a person who has been adjudicated an incapacitated person or a minor who owns property or has income that requires

management/protection, has financial/business affairs that may be jeopardized or impaired, or has property that needs to be managed to provide for support of the incapacitated person.

TP – Tax Petition: A new case type effective January 1, 2017. The buyer at the tax sale must send certified mail notices to all owners within nine months of the sale allowing the owner to redeem the property by the end of the one-year period. The existing owner of the property has one year to redeem the property after a tax sale. If the owner does not redeem, the tax sale buyer of the property may petition the court for a deed. This petition for a deed is filed as a TP case type.

TR – Trusts: This case type includes trust matters before the court including trusts that have been created through an estate and are separately docketed and reported from the estate or trusts that by their terms require court docketing.

TS – Tax Sale: The Tax Sale became a new case type on January 1, 2017. After a landowner has been delinquent on taxes for three periods (one and a half years), the county treasurer, on or before July 1 or 51 days after the tax payment due date, certifies the list of eligible parcels for tax sale. See Ind. Code § 6-1.1-24-1(a). The county auditor then sends a certified notice and publishes newspaper advertisements alerting the landowner of the lien on the property and that it will be sold at a tax sale. If the landowner does not pay the delinquent taxes, the auditor files an Application for Judgment for the collection of the unpaid tax liens and this application, which may relate to multiple properties and owners, is docketed as a single TS case. See Ind. Code § 6-1.1-24-4.6(b).

PO – Protective Order: New petitions for protective orders which are not part of an ongoing process (such as marriage dissolution) are filed in this category. However, if the parties later file a petition for dissolution, the cases are still separate for reporting, enforcement, and retention purposes.

XP – Expungement: This is a new case type as of July 1, 2015, and includes expungement petitions filed under Ind. Code § 35-38-9.

MI – Civil Miscellaneous: Routine civil matters which are not easily categorized in other areas, and which are not part of any other pending litigation are reported in this category. Examples are petitions for name change, appointments of appraisers, petitions for emancipation, a proceeding to reinstate a driver's license that was administratively suspended, a Habeas Corpus case from DOC, and marriage waivers.

COURT BUSINESS RECORD

CB – Court Business Record: This category is intended for non-case specific matters, such as the appointment of a judge PRO TEM, drawing the jury, adopting, or amending local rules, or recording a foreign protective order. This designation provides a way to number and find records that do not pertain to any specific case. These matters are not counted as cases and do not affect the court's weighted caseload.

METHODS OF DISPOSITION

The Quarterly Case Status Reports also include summary dispositional information. A brief description of each method of disposition follows:

Jury Trial: This category reflects cases where a trial was begun with a jury. This type of disposition is limited to cases where the jury is seated and sworn, and the court has received evidence, and the jury rendered a verdict, or the case was resolved in some manner prior to the announcement of a verdict.

Bench Trial: Cases are disposed in this category by the court after a trial without a jury in which a witness has been sworn in to testify and the court entered a judgment, or the case was resolved prior to the announcement of a judgment.

Bench Disposition: Cases that are disposed by final judicial determination of an issue, but where no witnesses are sworn, and no evidence is introduced, are counted in this category. These dispositions include decisions on motions for summary judgment, hearings on other dispositive motions, and settled cases in which the parties tender an agreed judgment to the court for approval which can then be enforced through proceedings supplemental to execution. Approval of informal adjustments in juvenile matters and issuance of search warrants unrelated to any pending case also generally fall into this category.

Dismissed: This category applies to cases which are dismissed either by the court on its own motion (Indiana Trial Rule 41), upon the motion of a party, or upon an agreed entry as the result of settlement between the parties.

Default: This category is applicable only in civil cases, infractions, and ordinance violations where the defendant fails to follow Indiana Trial Rules, and a judgment of default is entered by the court.

Deferred/Diverted: If a prosecutor and defendant agree to defer prosecution or if the defendant enters a diversion program, the case is disposed in this category. Although the case is not formally dismissed until the deferral obligations are completed, this category allows criminal courts to reduce their pending caseloads by the number of cases where the cases will be dismissed. Likewise, even though diversion programs are often part of a guilty plea, they fall into this category as a way for the state to track the number of defendants consenting to the diversion programs.

Guilty Plea/Admission: Cases in which the defendant pleads guilty to an offense or admits to the commission of an infraction or ordinance violation are counted under this category. Infraction and ordinance violation cases are only reflected in this disposition category if the case comes before the court for decision. Admission by mail or through a court clerk or violations bureau clerk is counted as being disposed of by a traffic violations bureau. Also included in this category are dispositions of juvenile cases where the juvenile admits the claims, the father admits paternity, and a party admits to the claims in the protective order.

Traffic Violations Bureau: This disposition category only applies to infraction and ordinance violations. Ind. Code § 34-28-5-7 allows any court to set up a traffic violations bureau and appoint a violations clerk to serve under the direction of the court. The court must designate those traffic violations that are within the authority of the violations clerk. This category is used when the defendant chooses to pay the penalty for the violation by mailing or delivering payment to the violations clerk or by making payment online and without going to court.

Closed: Routine closing of an estate or adoption proceeding as well as the routine termination of a trust or guardianship, are counted in this disposition type. Also included in this category are cases where the defendant has filed bankruptcy, or the case is removed to federal court.

FTA/FTP: This category includes ordinance violation cases and infraction cases in which the defendant fails to appear or fails to pay. Once counted in this category, the case is not recounted even if the defendant later appears, pays, or proceeds to a full trial.

Other: Any case disposition not accounted for in the preceding categories is included here. Example: a case was opened in error.

MOVEMENT OF CASES

In addition to cases filed and disposed of, cases may be venued or transferred between courts.

Venued In/Out: Cases filed in a court that are later moved to another county for any reason are listed in this category.

Transferred In/Out: Cases transferred from one court to another within the same county, or from one court docket to another (such as a move from small claims docket to the civil plenary docket), are recorded here. In the event a motion for change of venue from the judge results in a transfer of the case to another court in the same county, the case is also counted in this category.

For more detailed information about case assignments and case disposition, please refer to the instructions for reporting requirements (QCSR Application Guide), the Case Type Quick Reference Guide, and the Administrative Manual at courts.in.gov.

CASE TYPES AND ABBREVIATIONS

	Case Type	Abbreviation	Case Type	Abbreviation
Criminal	Murder	MR	Level 2 Felony	F2
	Life without Parole**	LP**	Level 3 Felony	F3
	Death Penalty**	DP**	Level 4 Felony	F4
	Felony* (Prior to 1/1/02)	CF*	Level 5 Felony	F5
	A Felony	FA	Level 6 Felony	F6
	B Felony	FB	Post-Conviction Relief	PC
	C Felony	FC	Criminal Misdemeanor	CM
	D Felony	FD	Miscellaneous Criminal	MC
	Level 1 Felony	F1	Red Flag	RF
Civil Violations	Infractions	IF	Ordinance Violations	OV/OE*
Juvenile	Juvenile CHINS	JC	Juvenile Paternity	JP
	Juvenile Delinquency	JD	Juvenile Miscellaneous	JM
	Juvenile Status	JS	Juvenile Termination of Parental Rights	JT
	Juvenile Protection Order	JQ		
Civil	Civil Plenary* (Prior to 1/1/02)	CP*	Estates – Supervised	ES
	Civil Plenary (Filed after 1/1/02)	PL	Estates – Unsupervised	EU
	Mortgage Foreclosure	MF	Estates – Miscellaneous	EM
	Civil Collections	CC	Guardianship	GU
	Civil Tort	CT	Guardianship Misc.	GM
	Small Claims	SC	Trusts	TR
	Eviction	EV	Protective Orders	PO
	Domestic Relations*	DR*	Expungements	XP
	Domestic Relations with Children	DC	Civil Miscellaneous	MI
	Domestic Relations No Children	DN	Court Business (Administrative Case Type)	CB
	Reciprocal Support	RS	Tax Sale	TS
	Mental Health	MH	Tax Petition	TP
	Adoption	AD		

*These case types are no longer used for new filings.

**These case types are subtypes of Murder and are used for statistical reporting purposes only.

COURT SERVICES INFORMATION

The cases filed in the courts are assigned to a particular court according to the county's caseload allocation plan. Various court services are provided based on the individual needs of the litigants and the judges. The following are services and judicial provisions tracked on the quarterly statistical forms.

Special Judge Service: In accordance with Trial Rules 76, 79, and 79.1, Criminal Rule 13, and Administrative Rule 21⁴, a special judge can assume jurisdiction over a case. Courts report cases where the reporting judge serves as a special judge on another court's cases and a special judge is serving in the reporting court. The assignment of a special judge is reported in the quarter in which the special judge is assigned.

Cases with Unrepresented (Pro Se) Litigants: Courts report cases in this category if a party proceeds without attorney representation at any point in the case while the case remains open. A case is only reported once, even if several parties are without attorney representation, or if the litigant's representation status changes one or more times during the life of the case. The criminal and juvenile courts count a criminal or juvenile case as unrepresented if, after the hearing in which the defendant is offered an attorney, the defendant refuses one and acts on his/her own behalf thereafter. For a civil case, the courts decide unrepresented status starting from the moment the complaint or petition is filed. If a plaintiff files a civil case without the assistance of an attorney, the court counts that case as unrepresented. If a defendant files a document or attends a hearing without an attorney, the court counts the case as unrepresented, unless the plaintiff's unrepresented status was already reported. Frequently, courts that exercise small claims jurisdiction and/or handle infractions and ordinance violations have multiple cases falling into this category. Litigants who are defaulted are not counted as unrepresented since information about representation was not obtained. A case may be counted as unrepresented at any time the court believes at least one party is acting on his or her own behalf without the assistance of counsel. Courts may look to appearance forms, filings (if a person files something or appears without an attorney), attendance at hearings without attorney representation or any other factor for this determination. The Indiana Supreme Court uses the statistics reported on this line to provide enhanced resources tailored for unrepresented litigants. Litigants previously called Pro Se are now called Unrepresented Litigants.

Cases Referred to Alternative Dispute Resolution: As defined by Indiana Alternative Dispute Resolution Rule 1.1, recognized alternative dispute resolution (ADR) methods include arbitration, mediation, conciliation, facilitation, mini-trials, summary jury trials, private judges, convening or conflict assessment, neutral evaluation and fact-finding, multi-door case allocations, and negotiated rulemaking. A court may order any covered case to go ahead with a form of ADR before conducting further court proceedings. If ADR is successful on all issues before the court, then the court will report the case dismissed as the disposition type. Regardless of whether ADR is successful, the courts report the referral on the quarterly statistical report in the quarter of the ADR referral. These statistics are used by the Indiana Supreme Court to encourage ADR plans and other

⁴ [Administrative Rule 21](#)

services for the courts to resolve cases outside of the courtroom. Currently, IOCS administers Family Court ADR plans for domestic relations cases and juvenile paternity cases.

Appointment of Public Defenders: Courts report the cases where a public defender was appointed at county expense or partial county expense.

Appointment of GAL/CASA: Guardians ad litem (GAL) and Court Appointed Special Advocates (CASA) are reported in certain case types, and the reported numbers correspond with the related county GAL/CASA program. The Indiana Supreme Court uses these statistics to support grant proposals and identify counties in need of more resources. Courts report the case in the first quarter in which a guardian or advocate is appointed during the life of the case.

Use of Court Interpreters: Courts report the appointment of a court interpreter as well as the language interpreted in the first quarter that the interpreter is used in the case. The Indiana Court Interpreter Program currently offers certification opportunities in eighteen languages including Spanish, Mandarin, Polish, Vietnamese, and Korean.

For more detailed information regarding case assignment and case disposition, consult the QCSR Application Guide, the Case Type Quick Reference, and the Trial Court Administrative Manual. These three resources can be found at courts.in.gov.

CASE FILINGS

CASES FILED – ALL COURTS

Cases Filed – All Courts	2014	2015	2016	2017	2018	2019	2020	2021	2022	2023
Criminal										
Murder	271	232	243	223	261	235	319	327	332	295
Class A Felony	2,173	345	141	82	100	55	53	43	50	40
Class B Felony	4,922	391	85	57	38	19	25	20	17	18
Class C Felony	6,285	761	407	295	203	103	100	115	58	80
Class D Felony	28,597	1,023	559	346	128	69	118	93	82	99
Level 1 Felony	159	421	487	471	503	538	610	636	628	657
Level 2 Felony	409	1,261	1,467	1,716	1,843	1,989	1,883	2,097	1,896	2,073
Level 3 Felony	869	2,152	2,374	2,512	2,483	2,446	2,185	2,219	2,091	2,092
Level 4 Felony	1,283	3,162	3,592	3,555	3,521	3,479	3,204	3,406	3,288	3,418
Level 5 Felony	3,755	9,966	10,679	11,238	11,222	11,045	10,556	11,117	10,939	12,355
Level 6 Felony	17,601	43,868	50,581	56,511	57,942	58,016	52,863	52,685	49,521	50,334
Misdemeanor	138,384	140,161	144,136	148,641	144,833	141,887	113,195	111,514	110,571	114,639
Post-Conviction	987	1,035	1,068	1,000	961	948	870	721	792	829
Misc. Criminal	44,922	51,023	56,006	61,635	67,169	72,791	64,901	73,444	72,670	79,980
Red Flag	-	-	-	-	-	-	-	-	-	620
Sub-Total	250,617	255,801	271,825	288,282	291,207	293,620	250,882	258,437	252,935	267,529
Civil Violations										
Infractions	477,450	501,825	455,192	458,359	410,891	396,331	259,651	298,418	295,628	316,604
Ord. Violations	85,420	78,406	64,821	59,634	53,736	47,814	32,644	31,909	33,652	33,665
Sub-Total	562,870	580,231	520,013	517,993	464,627	444,145	292,295	330,327	329,280	350,269
Juvenile										
CHINS	14,227	17,491	20,063	20,068	15,375	13,610	12,208	10,406	8,894	9,843
Delinquency	15,350	14,297	13,804	13,638	11,936	11,409	8,545	8,145	9,728	11,349
Status	3,915	4,149	3,426	3,787	3,639	3,890	3,792	3,048	2,902	2,817
Paternity	18,512	15,982	16,375	14,673	14,343	15,582	10,910	12,791	12,639	13,647
Miscellaneous	12,743	13,821	14,547	15,607	14,551	14,396	12,145	11,894	10,644	11,137
Term. Par. Right	2,648	3,121	4,284	4,844	5,657	5,700	4,820	4,670	3,926	3,590
Juvenile Protection Order	-	-	-	-	44	32	13	21	9	20
Sub-Total	67,395	68,861	72,499	72,617	65,545	64,619	52,433	50,975	48,742	52,403
Civil										
Plenary	15,929	14,521	16,239	13,640	12,153	11,763	10,616	11,082	8,896	10,826
Mortgage Fore.	19,486	19,023	15,752	15,153	13,438	13,287	4,311	2,989	9,931	8,978
Civil Collections	67,683	56,762	65,555	72,981	90,511	106,437	75,917	80,895	70,804	92,343
Civil Tort	11,417	11,376	11,899	11,879	12,730	11,982	12,136	11,292	11,172	13,617
Small Claims	233,761	226,092	209,698	195,160	195,862	174,252	114,329	79,728	71,177	76,744
Eviction	-	-	-	-	-	-	-	50,767	68,231	71,332
Domestic Rel.	33,563	32,822	31,754	-	-	-	-	-	-	-
Domestic Rel. W/Child	-	-	-	15,522	14,756	14,677	12,939	13,472	12,503	12,819

Cases Filed – All Courts	2014	2015	2016	2017	2018	2019	2020	2021	2022	2023
Domestic Rel. No Child	-	-	-	15,996	15,850	15,947	14,609	15,633	14,674	15,332
Recip. Support	2,286	2,395	2,172	1,724	1,679	1,852	1,244	1,336	1,315	1,227
Mental Health	10,373	11,657	13,477	15,188	15,821	17,822	18,061	18,889	19,035	18,970
Protective Order	31,943	32,886	35,189	35,944	34,444	34,896	32,200	36,107	37,372	39,019
Expungement	-	2,572	6,660	7,303	7,493	8,632	9,268	10,439	10,240	11,309
Tax Sale	18,325	19,749	16,834	15,640	15,858	16,503	15,554	16,483	140	137
Tax Petition	-	-	-	118	179	229	115	176	3,996	4,643
Miscellaneous	-	-	-	4,553	5,687	6,505	4,077	5,220	15,585	15,936
Sub-Total	444,766	429,855	425,229	420,801	436,461	434,784	325,376	354,508	355,071	393,232
Probate										
Adoption	3,581	3,593	4,159	4,752	4,876	5,149	4,702	4,749	4,369	4,020
Guardianship	7,083	7,390	8,004	8,108	8,637	8,301	7,636	8,439	7,964	7,944
Guardianship Misc.	-	-	-	-	-	-	425	370	417	410
Estate	14,113	-	-	-	-	-	-	-	-	-
Estate-Supv.	-	6,506	3,296	2,639	2,453	2,139	2,267	3,108	2,810	1,995
Estate-Un-Supv.	-	6,608	8,185	8,793	8,876	9,107	10,398	12,226	11,862	9,884
Estate- Misc.	-	2,487	3,055	3,303	3,514	3,605	3,748	4,035	4,049	4,199
Trusts	484	455	449	437	402	392	395	323	294	265
Sub-Total	25,261	27,039	27,148	28,032	28,758	28,693	29,571	33,250	31,765	28,717
Grand Total	1,350,909	1,361,787	1,316,714	1,327,725	1,286,598	1,265,861	950,557	1,027,497	1,017,793	1,092,150

CASES FILED – COURTS OF RECORD

Cases Filed – Courts of Records	2014	2015	2016	2017	2018	2019	2020	2021	2022	2023
Criminal										
Murder	271	232	243	223	261	235	319	327	332	295
Class A Felony	2,173	345	141	82	100	55	53	43	50	40
Class B Felony	4,922	391	85	57	38	19	25	20	17	18
Class C Felony	6,285	761	407	295	203	103	100	115	58	80
Class D Felony	28,597	1,023	559	346	128	69	118	93	82	99
Level 1 Felony	159	421	487	471	503	538	610	536	628	657
Level 2 Felony	409	1,261	1,467	1,716	1,843	1,989	1,883	2,097	1,896	2,073
Level 3 Felony	869	2,152	2,374	2,512	2,483	2,446	2,185	2,219	2,091	2,092
Level 4 Felony	1,283	3,162	3,592	3,555	3,521	3,479	3,204	3,406	3,288	3,418
Level 5 Felony	3,755	9,966	10,679	11,238	11,222	11,045	10,556	11,117	10,939	12,355
Level 6 Felony	17,601	43,868	50,581	56,511	57,942	58,016	52,863	52,685	49,521	50,334
Misdemeanor	105,601	108,118	114,025	119,292	115,585	115,502	91,216	91,205	87,276	92,527
Post-Conviction	987	1,035	1,068	1,000	961	948	870	721	792	829
Misc. Criminal	44,473	50,818	55,869	61,503	67,016	72,657	64,679	73,398	72,616	79,918
Red Flag	-	-	-	-	-	-	-	-	-	620
Sub-Total	217,385	223,553	241,577	258,801	261,806	267,101	228,681	238,082	229,586	245,355
Civil Violations										
Infractions	308,907	335,174	305,624	319,837	292,689	292,248	190,812	221,127	218,189	229,677
Ord. Violations	35,131	30,216	25,253	22,595	21,884	19,895	14,634	13,897	17,080	15,731
Sub-Total	344,038	365,390	330,877	342,432	314,573	312,143	205,446	235,024	235,269	245,408
Juvenile										
CHINS	14,227	17,491	20,063	20,068	15,375	13,610	12,208	10,406	8,894	9,843
Delinquency	15,350	14,297	13,804	13,638	11,936	11,409	8,545	8,145	9,728	11,349
Status	3,915	4,149	3,426	3,787	3,639	3,890	3,792	3,048	2,902	2,817
Paternity	18,512	15,982	16,375	14,673	14,343	15,582	10,910	12,791	12,639	13,647
Miscellaneous	12,743	13,821	14,547	15,607	14,551	14,396	12,145	11,894	10,644	11,137
Term. Par. Right	2,648	3,121	4,284	4,844	5,657	5,700	4,820	4,670	3,926	3,590
Juvenile Protection Order	-	-	-	-	44	32	13	21	9	20
Sub-Total	67,395	68,861	72,499	72,617	65,545	64,619	52,433	50,975	48,742	52,403
Civil										
Plenary	10,299	9,338	9,294	8,810	9,343	10,340	10,481	10,863	8,721	10,550
Mortgage Fore.	19,486	19,023	15,752	15,153	13,438	13,287	4,311	2,989	9,931	8,978
Civil Collections	66,814	55,975	64,652	72,205	87,722	103,832	74,229	79,729	69,178	90,996
Civil Tort	11,417	11,376	11,899	11,879	12,730	11,982	12,136	11,292	11,172	13,617
Small Claims	177,934	171,529	152,629	144,960	146,983	174,252	114,329	79,726	71,177	76,377
Eviction	-	-	-	-	-	-	-	49,317	67,546	70,873
Domestic Rel.	33,563	32,822	31,754	-	-	-	-	-	-	-
Domestic Rel. W/Child	-	-	-	15,522	14,756	14,677	12,939	13,472	12,503	12,819
Domestic Rel. No Child	-	-	-	15,996	15,850	15,947	14,609	15,633	14,674	15,332
Recip. Support	2,286	2,395	2,172	1,724	1,679	1,852	1,244	1,336	1,315	1,227
Mental Health	10,373	11,657	13,477	15,188	15,821	17,822	18,061	18,889	19,035	18,970
Protective Order	31,943	32,882	35,189	35,944	34,444	34,896	32,200	36,107	37,372	39,019

Cases Filed – Courts of Records	2014	2015	2016	2017	2018	2019	2020	2021	2022	2023
Expungement	-	2,572	6,660	7,302	7,493	8,631	9,268	10,439	10,240	11,309
Tax Sale	-	-	-	118	179	229	115	176	140	137
Tax Petition	-	-	-	4,553	5,687	6,505	4,077	5,220	3,996	4,643
Miscellaneous	18,309	19,741	16,830	15,604	15,795	16,479	15,552	16,475	15,585	15,933
Sub-Total	382,424	369,310	360,308	364,958	381,920	430,731	323,551	351,663	352,585	390,780
Probate										
Adoption	3,581	3,593	4,159	4,752	4,876	5,149	4,702	4,749	4,369	4,020
Guardianship	7,083	7,390	8,004	8,108	8,637	8,301	7,636	8,439	7,964	7,944
Guardianship Misc.	-	-	-	-	-	-	425	370	417	410
Estate	14,113	-	-	-	-	-	-	-	-	-
Estate-Supv.	-	6,506	3,296	2,639	2,453	2,139	2,267	3,108	2,810	1,995
Estate-Un-Supv.	-	6,608	8,185	8,793	8,876	9,107	10,398	12,226	11,862	9,884
Estate- Misc.	-	2,487	3,055	3,303	3,514	3,605	3,748	4,035	4,049	4,199
Trusts	484	455	449	437	402	392	395	323	294	265
Sub-Total	25,261	27,039	27,148	28,032	28,758	28,693	29,571	33,250	31,765	28,717
Grand Total	1,036,503	1,054,153	1,032,409	1,066,840	1,052,602	1,103,287	839,682	908,994	897,947	962,663

Marion County Small Claims Courts are courts of record and are included in this table beginning in 2019.

CASES FILED – CITY AND TOWN COURTS

Cases Filed – City and Town Courts	2014	2015	2016	2017	2018	2019	2020	2021	2022	2023
Criminal										
Misdemeanor	32,783	32,043	30,111	29,349	29,248	26,385	21,979	20,309	23,295	22,112
Misc. Criminal	449	205	137	132	153	134	222	46	54	62
Sub-Total	33,232	32,248	30,248	29,481	29,401	26,519	22,201	20,355	23,349	22,174
Civil Violations										
Infractions	168,543	166,651	149,545	138,522	118,202	104,083	68,839	77,291	77,439	86,927
Ord. Violations	50,289	48,190	39,568	37,039	31,852	27,919	18,010	18,012	16,572	17,934
Sub-Total	218,832	214,841	189,113	175,561	150,054	132,002	86,849	95,303	94,011	104,861
Civil										
Plenary	5,630	5,183	6,945	4,830	2,810	1,423	135	219	175	276
Civil Collections	869	787	903	776	2,789	2,605	1,688	1,166	1,626	1,347
Small Claims	55,827	54,563	57,069	50,200	48,879	0	0	2	0	*367
Eviction	-	-	-	-	-	-	-	1,450	685	459
Mental Health	-	4	-	-	-	-	-	-	-	-
Protective Ord.	-	-	-	1	-	-	-	-	-	-
Expungement	-	-	-	-	-	1	-	-	-	-
Miscellaneous	16	8	4	36	63	24	2	8	0	3
Sub-Total	62,342	60,545	64,921	55,842	54,541	4,053	1,825	2,845	2,486	2452
Probate										
Trusts	43	-	-	-	-	-	-	-	-	-
Sub-Total	43	-	-	-	-	-	-	-	-	-
Grand Total	314,406	307,634	284,305	260,885	233,996	162,574	110,875	118,503	119,846	129,487

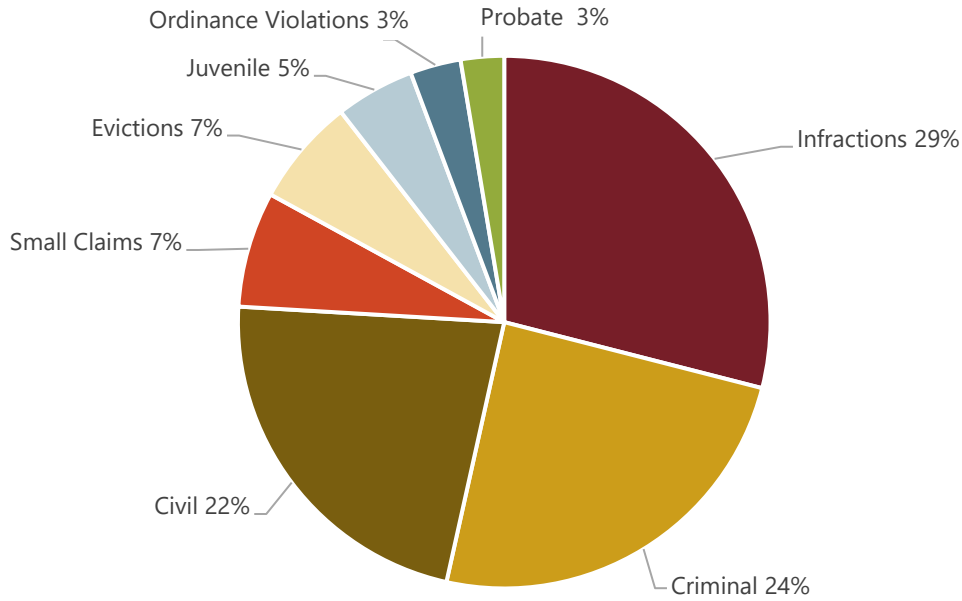
Marion County Small Claims courts are now courts of record and are no longer included in this table beginning in 2019.

* Small Claims cases are no longer heard by City and Town Courts, but due to data reported by one City and Town court, it is included in this chart.

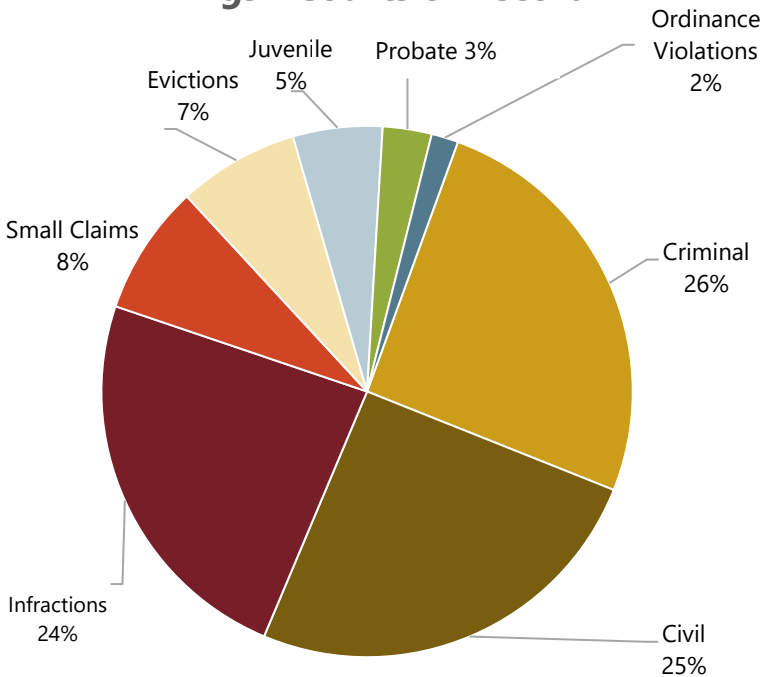
SUMMARY OF NEW FILINGS BY GENERAL CASE TYPE

The Infraction case type makes up the highest number of new filings for courts of record and city and town courts. The amount of time required to decide these cases is small in comparison to other case types.

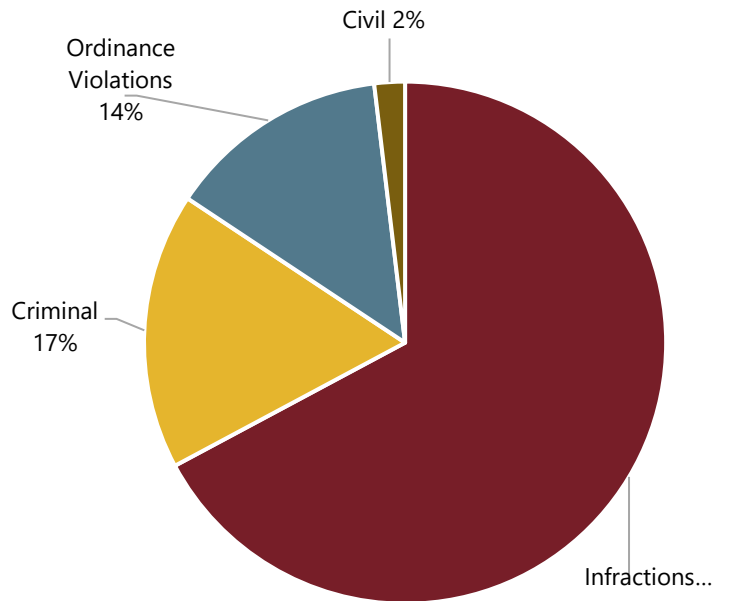
Filings - All Courts



Filings - Courts of Record



Filings - City and Town Courts



CASE DISPOSITIONS

CASES DISPOSED – ALL COURTS

Cases Disposed – All Courts	2014	2015	2016	2017	2018	2019	2020	2021	2022	2023
Criminal										
Murder	446	271	215	225	225	261	149	257	278	360
Felony	165	302	277	117	2,428	295	62	89	88	274
Class A Felony	2,785	1,510	601	358	215	176	98	206	112	118
Class B Felony	7,192	3,232	1,026	477	268	170	84	95	164	214
Class C Felony	8,733	3,958	1,575	1,003	710	388	219	238	345	366
Class D Felony	45,064	15,694	5,268	2,869	3,698	1,890	980	641	733	1,580
Level 1 Felony	13	153	308	488	435	490	337	455	546	700
Level 2 Felony	25	505	948	1,379	1,685	1,663	1,349	1,754	1,955	2,062
Level 3 Felony	80	1,142	1,806	2,192	2,306	2,342	1,663	1,997	2,201	2,312
Level 4 Felony	135	1,734	2,757	3,229	3,406	3,281	2,585	2,905	3,202	3,623
Level 5 Felony	601	5,900	8,851	10,273	10,754	10,537	8,307	10,016	10,888	12,073
Level 6 Felony	3,613	28,970	42,008	48,821	53,456	56,040	41,960	50,279	53,247	53,435
Misdemeanor	152,944	131,812	134,314	138,378	148,723	143,390	99,773	113,828	116,511	129,213
Post-Conviction	1,218	961	769	871	766	866	619	618	842	889
Misc. Criminal	44,903	50,407	55,085	60,033	68,057	71,359	62,817	70,210	72,151	76,715
Red Flag	-	-	-	-	-	-	-	-	-	378
Sub-Total	267,917	246,551	255,808	270,714	297,132	293,148	221,002	253,588	263,263	284,312
Civil Violations										
Infractions	548,443	494,761	455,091	446,089	413,377	398,079	265,906	298,646	295,576	301,403
Ord. Violations	87,116	76,504	63,626	60,964	54,724	50,296	33,916	32,846	33,668	33,291
Sub-Total	635,559	571,265	518,717	507,053	468,101	448,375	299,822	331,492	329,244	334,694
Juvenile										
CHINS	12,088	15,348	17,061	18,387	17,911	14,170	11,326	10,454	8,745	9,580
Delinquency	14,925	15,023	13,038	12,422	11,630	10,655	8,489	7,941	8,939	10,288
Status	3,165	5,017	3,303	3,561	3,458	3,257	2,782	2,735	2,362	2,478
Paternity	18,178	16,893	14,886	20,967	13,575	13,830	8,255	10,521	11,972	13,976
Miscellaneous	11,134	14,492	13,532	13,970	13,917	13,623	11,367	10,440	9,686	10,444
Term. Par. Right	2,110	2,586	3,154	4,182	5,007	6,105	4,360	4,340	3,719	3,569
Juvenile Protection Order	-	-	-	-	26	16	4	12	46	21
Sub-Total	61,600	69,359	64,974	73,489	65,524	61,656	46,583	46,443	45,469	50,356
Civil										
Plenary	11,503	12,890	11,439	12,062	17,080	12,796	9,687	10,858	11,649	11,586
Mortgage Fore.	22,341	20,113	18,784	16,918	14,165	13,617	7,046	4,577	8,469	10,321
Civil Collections	64,672	57,885	59,497	66,710	76,518	97,691	79,312	94,953	78,548	88,030
Civil Tort	10,905	11,198	11,294	10,995	11,060	11,631	10,483	10,494	12,040	13,426
Small Claims	243,776	274,315	204,743	196,665	206,165	221,092	113,161	99,400	89,883	90,034
Evictions	-	-	-	-	-	-	-	33,326	59,368	68,865
Domestic Rel.	33,841	34,596	32,174	17,092	4,933	3,075	1,603	1,254	2,129	4,763
Domestic Rel. W/Child	-	-	-	6,754	11,998	12,812	12,391	12,899	13,159	14,015
Domestic Rel. No Child	-	-	-	9,001	13,669	14,336	13,809	15,019	15,206	15,944
Recip. Support	2,225	2,268	3,085	1,509	1,876	1,844	859	901	1,473	1,503
Mental Health	9,296	12,023	14,444	14,179	15,643	16,026	18,160	18,735	19,171	17,285

Cases Disposed – All Courts	2014	2015	2016	2017	2018	2019	2020	2021	2022	2023
Protective Order	30,518	33,455	34,829	37,015	32,928	33,192	31,132	35,034	37,209	41,708
Expungement	-	1,588	5,673	6,901	7,040	8,190	8,711	9,978	9,675	10,952
Tax Sale	-	-	-	50	149	174	90	100	96	107
Tax Petition	-	-	-	1,926	4,433	5,794	2,937	4,643	4,341	3,988
Miscellaneous	15,125	20,239	15,871	15,557	15,410	14,535	13,485	14,438	19,810	15,309
Sub-Total	444,202	480,570	411,833	413,334	433,067	466,805	322,866	366,609	382,226	407,836
Probate										
Adoption	3,704	3,650	3,628	4,453	4,754	4,942	4,281	4,424	4,653	4,530
Guardianship	8,240	8,068	9,034	7,105	11,166	11,629	7,354	8,011	8,545	9,547
Guardianship Misc.	-	-	-	-	-	-	253	241	297	336
Adoption	3,704	3,650	3,628	4,453	4,754	4,942	4,281	4,424	4,653	4,530
Estate- Supv.	-	8,398	4,833	3,014	2,561	3,415	2,184	2,858	2,862	2,681
Estate-Un-Supv.	-	5,574	9,959	7,715	8,047	9,313	8,471	9,918	10,685	11,096
Estate- Misc.	-	2,513	2,666	2,944	3,401	3,120	3,269	3,505	4,156	4,116
Trusts	357	414	405	390	308	417	376	314	300	320
Sub-Total	29,159	28,617	30,525	25,621	30,237	32,836	26,188	29,271	31,498	32,626
Grand Total	1,438,450	1,396,362	1,281,857	1,290,211	1,294,061	1,302,820	916,461	1,027,403	1,051,700	1,109,824

CASES DISPOSED – COURTS OF RECORD

Cases Disposed – Courts of Record	2014	2015	2016	2017	2018	2019	2020	2021	2022	2023
Criminal										
Murder	446	271	215	226	225	261	149	257	278	360
Felony	165	302	277	117	2,428	295	62	89	88	274
Class A Felony	2,785	1,510	601	358	215	176	98	206	112	118
Class B Felony	7,192	3,232	1,026	477	268	170	84	95	164	214
Class C Felony	8,733	3,958	1,575	1,003	710	388	219	238	345	366
Class D Felony	45,064	15,694	5,268	2,869	3,698	1,890	980	641	733	1,580
Level 1 Felony	13	153	308	488	435	490	337	455	546	700
Level 2 Felony	25	505	948	1,379	1,685	1,663	1,349	1,754	1,955	2,062
Level 3 Felony	80	1,142	1,806	2,192	2,306	2,342	1,663	1,997	2,201	2,312
Level 4 Felony	135	1,734	2,757	3,229	3,406	3,281	2,585	2,905	3,202	3,623
Level 5 Felony	601	5,900	8,851	10,273	10,754	10,537	8,307	10,016	10,888	12,073
Level 6 Felony	3,613	28,970	42,008	48,821	53,456	56,040	41,960	50,279	53,247	53,435
Misdemeanor	123,963	104,373	107,887	110,615	120,984	115,770	81,928	93,166	94,523	105,045
Post-Conviction	1,218	961	759	871	766	866	619	618	842	889
Misc. Criminal	44,610	50,176	55,007	59,926	67,988	71,305	62,755	70,172	72,105	76,687
Red Flag	-	-	-	-	-	-	-	-	-	378
Sub-Total	238,643	218,881	229,293	242,844	269,324	265,474	203,095	232,888	241,229	260,116
Civil Violations										
Infractions	379,062	332,033	311,681	314,211	294,768	290,835	198,283	218,147	218,912	220,828
Ord. Violations	36,618	29,135	26,216	24,054	21,300	19,595	15,038	14,326	16,551	14,872
Sub-Total	415,680	361,168	337,897	338,265	316,068	310,430	213,321	232,473	235,463	235,700
Juvenile										
CHINS	12,088	15,348	17,061	18,387	17,911	14,170	11,326	10,454	8,745	9,580
Delinquency	14,925	15,023	13,038	12,422	11,630	10,655	8,489	7,941	8,939	10,288
Status	3,165	5,017	3,303	3,561	3,458	3,257	2,782	2,735	2,362	2,478
Paternity	18,178	16,893	14,886	20,967	13,575	13,830	8,255	10,521	11,972	13,976
Miscellaneous	11,134	14,492	13,532	13,970	13,917	13,623	11,367	10,440	9,686	10,444
Term. Par. Right	2,110	2,586	3,154	4,182	5,007	6,105	4,360	4,340	3,719	3,569
Juvenile Protection Order	-	-	-	-	26	16	4	12	46	21
Sub-Total	61,600	69,359	64,974	73,489	65,524	61,656	46,583	46,443	45,469	50,356
Civil										
Plenary	10,319	11,907	9,642	9,690	10,564	10,420	9,361	10,567	11,177	11,131
Mortgage Fore.	22,341	20,113	18,784	16,918	14,165	13,617	7,046	4,577	8,469	10,321
Civil Collections	64,080	57,193	58,607	65,962	75,101	95,920	78,004	93,844	77,551	87,098
Civil Tort	10,905	11,198	11,294	10,995	11,060	11,631	10,483	10,494	12,040	13,426
Small Claims	192,646	230,548	162,322	144,334	150,402	221,092	113,161	99,398	89,883	89,698
Evictions	-	-	-	-	-	-	-	32,983	59,014	68,400
Domestic Rel.	33,841	34,596	32,174	17,092	4,933	3,075	1,603	1,254	2,129	4,763
Domestic Rel. W/Child	-	-	-	6,754	11,998	12,812	12,391	12,899	13,159	14,015
Domestic Rel. No Child	-	-	-	9,001	13,669	14,336	13,809	15,019	15,206	15,944
Recip. Support	2,225	2,268	3,085	1,509	1,876	1,844	859	901	1,473	1,503
Mental Health	9,296	12,023	14,444	14,179	15,643	16,026	18,160	18,735	19,171	17,285
Protective Order	30,518	33,455	34,829	37,015	32,928	33,192	31,132	35,034	37,209	41,708
Expungement	-	1,588	5,673	6,901	7,039	8,190	8,711	9,978	9,675	10,952

Cases Disposed – Courts of Record	2014	2015	2016	2017	2018	2019	2020	2021	2022	2023
Tax Sale	-	-	-	50	149	174	90	100	96	107
Tax Petition	-	-	-	1926	4,433	5,794	2,937	4,643	4,341	3,988
Miscellaneous	15,108	20,237	15,868	15,553	15,403	14,530	13,483	14,431	19,808	15,308
Sub-Total	391,279	435,126	366,722	357,879	369,363	462,653	321,230	364,857	380,401	405,647
Probate										
Adoption	3,704	3,650	3,628	4,453	4,754	4,942	4,281	4,424	4,653	4,530
Guardianship	8,240	8,068	9,034	7,105	11,166	11,629	7,354	8,011	8,545	9,547
Guardianship Misc.	-	-	-	-	-	-	253	241	297	336
Estate	16,858	-	-	-	-	-	-	-	-	-
Estate-Supv.	-	8,398	4,833	3,014	2,561	3,415	2,184	2,858	2,862	2,681
Estate-Un-Supv.	-	5,574	9,959	7,715	8,047	9,313	8,471	9,918	10,685	11,096
Estate-Misc.	-	2,513	2,666	2,944	3,401	3,120	3,269	3,505	4,156	4,116
Trusts	357	414	405	390	308	417	376	314	300	320
Sub-Total	29,159	28,617	30,525	25,621	30,237	32,836	26,188	29,271	31,498	32,626
Grand Total	1,136,374	1,113,151	1,029,411	1,038,098	1,050,516	1,133,049	810,417	905,932	934,060	984,445

Marion County Small Claims Courts are courts of record and are included in this table beginning in 2019.

CASES DISPOSED – CITY AND TOWN COURTS

	2014	2015	2016	2017	2018	2019	2020	2021	2022	2023
Criminal										
Misdemeanor	28,981	27,439	26,427	27,763	27,739	27,620	17,845	20,662	21,988	24,168
Post-Conviction	-	-	10	-	-	-	-	-	-	-
Misc. Criminal	293	231	78	107	69	54	62	38	46	28
Sub-Total	29,274	27,670	26,515	27,870	27,808	27,674	17,907	20,700	22,034	24,196
Civil Violations										
Infractions	169,381	162,728	143,410	131,878	118,609	107,244	67,623	80,499	76,664	80,575
Ord. Violations	50,498	47,369	37,410	36,910	33,424	30,701	18,878	18,520	17,117	18,419
Sub-Total	219,879	210,097	180,820	168,788	152,033	137,945	86,501	99,019	93,781	98,994
Civil										
Plenary	1,184	983	1,797	2,372	6,516	2,376	326	291	472	455
Civil Collections	592	692	890	748	1,417	1,771	1,308	1,109	997	932
Small Claims	51,130	43,767	42,421	52,331	55,763	-	-	2	0	*336
Evictions	-	-	-	-	-	-	-	343	354	465
Expungement	-	-	-	-	1	-	-	-	-	-
Miscellaneous	17	2	3	4	7	5	2	7	2	1
Sub-Total	52,923	45,444	45,111	55,455	63,704	4,152	1,636	1,752	1,825	2,189
Grand Total	302,076	283,211	252,446	252,113	243,545	169,771	106,044	121,471	117,640	125,379

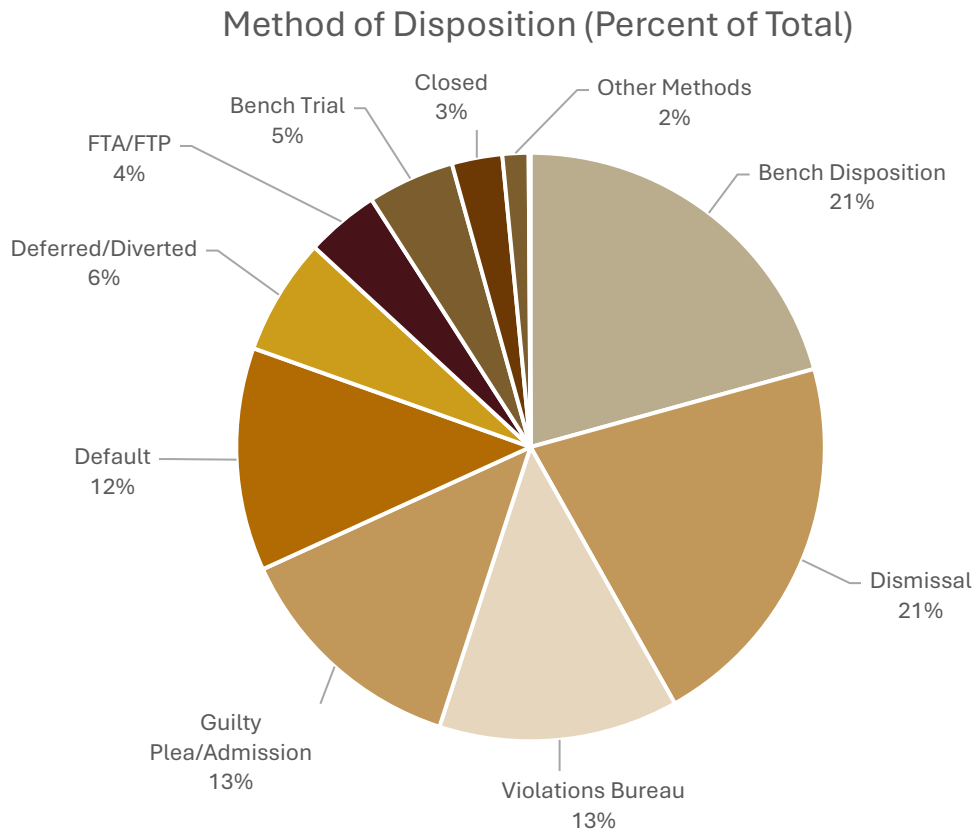
Marion County Small Claims Courts are now courts of record and are no longer included in this table beginning in 2019.

*Small Claims cases are no longer heard by City and Town Courts, but due to reported data, it is included in this chart.

SUMMARY OF ALL DISPOSITION TYPES

Disposition Type	Courts of Record	City and Town Courts	Totals
Jury Trial	1,142	7	1,149
Bench Trial	52,159	895	53,054
Bench Disposition	228,384	1,578	229,962
Dismissal	212,641	21,762	234,403
Guilty Plea/Admission	124,801	21,406	146,207
Default	131,082	5,046	136,128
Deferred/Diverted	54,456	14,876	71,332
Violations Bureau	105,398	40,750	146,148
Closed	30,678	106	30,784
FTA/FTP	28,107	16,659	44,766
Other Methods	13,597	2,294	15,891

The Courts of Record column includes Marion County Small Claims Courts totals.



CASE INFORMATION

STATEWIDE CASE TOTALS - ALL COURTS

Totals All Courts	Cases Pending 1/1/2023	Cases Filed	Cases Venued In	Cases Trans. In	Cases Disposed	Cases Venued Out	Cases Trans. Out	Cases Pending 12/31/2023
Criminal								
Murder	729	295	0	80	360	0	63	681
Felony	5,647	-	1	82	274	0	4	5,452
Class A Felony	3,643	40	0	59	118	0	20	3,604
Class B Felony	2,389	18	0	57	214	0	9	2,241
Class C Felony	5,370	80	0	43	366	0	6	5,121
Class D Felony	19,104	99	0	545	1,580	0	228	17,940
Level 1 Felony	1,301	657	0	102	700	0	91	1,269
Level 2 Felony	3,662	2,073	0	352	2,062	0	243	3,782
Level 3 Felony	3,918	2,092	1	386	2,312	2	271	3,812
Level 4 Felony	5,907	3,418	1	536	3,623	0	368	5,871
Level 5 Felony	16,083	12,355	1	1,673	12,073	4	1,222	16,813
Level 6 Felony	68,361	50,334	7	7,000	53,435	10	5,149	67,108
Misdemeanor	301,225	114,639	51	5,858	129,213	11	4,742	287,807
Post-Conv. Relief	3,764	829	9	115	889	0	106	3,722
Miscellaneous	55,497	79,980	3,049	785	76,715	7	578	62,011
Red Flag	0	620	0	27	378	0	24	245
Sub-Total	496,600	267,529	3,171	17,700	284,312	34	13,124	487,479
Civil Violations								
Infraction	364,823	316,604	8	1,535	301,403	10	767	380,790
Ordinance Viol.	84,585	33,665	0	2,956	33,291	1	2,379	85,535
Sub-Total	449,408	350,269	8	4,491	334,694	11	3,146	465,136
Juvenile								
CHINS	18,433	9,843	82	885	9,580	12	452	19,166
Delinquency	11,437	11,349	182	419	10,288	23	247	12,724
Status	4,701	2,817	20	26	2,478	35	21	5,031
Paternity	55,603	13,647	154	2,304	13,976	58	1,066	56,615
Miscellaneous	15,872	11,137	27	365	10,444	93	161	16,786
Term. Par. Right	6,233	3,590	2	176	3,569	151	127	6,304
Juvenile Protection Order	15	20	0	2	21	244	2	14
Sub-Total	112,294	52,403	467	4,177	50,356	269	2,076	116,640
Civil								
Plenary	27,413	10,826	107	960	11,586	64	486	27,170
Mortgage Fore.	11,328	8,978	9	185	10,321	6	101	10,072
Civil Collections	82,622	92,343	263	4,543	88,030	168	1,339	90,234
Civil Tort	27,835	13,617	66	1,155	13,426	107	969	28,171
Small Claims	199,443	76,744	26	3,021	90,034	58	886	188,256
Evictions	25,740	71,332	12	611	68,865	23	443	28,364
Domestic Rel.	28,559	-	0	57	4,763	15	214	24,558

Totals All Courts	Cases Pending 1/1/2023	Cases Filed	Cases Venued In	Cases Trans. In	Cases Disposed	Cases Venued Out	Cases Trans. Out	Cases Pending 12/31/2023
Domestic Rel. W/Child	16,813	12,819	105	991	14,015	39	386	16,307
Domestic Rel. No Child	12,922	15,332	17	1,385	15,944	24	761	12,601
Recip. Support	10,627	1,227	1	684	1,503	1	29	10,379
Mental Health	12,342	18,970	102	674	17,285	65	636	14,102
Protective Order	28,482	39,019	515	5,588	41,708	327	4,720	26,849
Expungement	4,867	11,309	1	188	10,952	0	175	5,238
Tax Sale	305	137	0	3	107	0	2	336
Tax Petition	5,714	4,643	0	49	3,988	0	41	6,377
Miscellaneous	33,932	15,936	19	695	15,309	16	625	34,632
Sub-Total	528,944	393,232	1,243	20,789	407,836	913	11,813	523,646
Probate								
Adoption	4,963	4,020	16	252	4,530	15	246	4,460
Guardianship	32,225	7,944	71	767	9,547	24	59	30,911
Guardianship Misc.	449	410	0	22	336	1	12	524
Estate- Supv.	14,202	1,995	11	41	2,681	10	525	13,526
Estate-Un-Supv.	27,129	9,884	20	60	11,096	14	20	25,924
Estate- Misc.	5,208	4,199	4	12	4,116	0	32	5,295
Trusts	2,476	265	2	14	320	1	13	2,423
Sub-Total	86,652	28,717	124	1,168	32,626	65	907	83,063
Grand Total	1,673,898	1,092,150	4,962	48,325	1,109,824	1,292	31,066	1,677,153

STATEWIDE CASE TOTALS – COURTS OF RECORD

Totals Courts of Record	Cases Pending 1/1/2023	Cases Filed	Cases Venued In	Cases Trans. In	Cases Disposed	Cases Venued Out	Cases Trans. Out	Cases Pending 12/31/2023
Criminal								
Murder	729	295	0	80	360	0	63	681
Felony	5,647	-	1	82	274	0	4	5,452
Class A Felony	3,643	40	0	59	118	0	20	3,604
Class B Felony	2,389	18	0	57	214	0	9	2,241
Class C Felony	5,370	80	0	43	366	0	6	5,121
Class D Felony	19,104	99	0	545	1,580	0	228	17,940
Level 1 Felony	1,301	657	0	102	700	0	91	1,269
Level 2 Felony	3,662	2,073	0	352	2,062	0	243	3,782
Level 3 Felony	3,918	2,092	1	386	2,312	2	271	3,812
Level 4 Felony	5,907	3,418	1	536	3,623	0	368	5,871
Level 5 Felony	16,083	12,355	1	1,673	12,073	4	1,222	16,813
Level 6 Felony	68,361	50,334	7	7,000	53,435	10	5,149	67,108
Misdemeanor	159,199	92,527	51	5,767	105,045	6	4,534	147,959
Post-Conv. Relief	3,764	829	9	115	889	0	106	3,722
Miscellaneous	54,170	79,918	3,049	785	76,687	7	578	60,650
Red Flag	0	620	0	27	378	0	24	245
Sub-Total	353,247	245,355	3,120	17,609	260,116	29	12,916	346,270
Civil Violations								
Infraction	207,613	229,677	8	1,531	220,828	5	603	217,393
Ordinance Viol.	24,219	15,731	0	2,956	14,872	1	2,377	25,656
Sub-Total	231,832	245,408	8	4,487	235,700	6	2,980	243,049
Juvenile								
CHINS	18,433	9,843	82	885	9,580	45	452	19,166
Delinquency	11,437	11,349	182	419	10,288	128	247	12,724
Status	4,701	2,817	20	26	2,478	34	21	5,031
Paternity	55,603	13,647	154	2,304	13,976	51	1,066	56,615
Miscellaneous	15,872	11,137	27	365	10,444	10	161	16,786
Term. Par. Right	6,233	3,590	2	176	3,569	1	127	6,304
Juvenile Protection Order	15	20	0	2	21	0	2	14
Sub-Total	112,294	52,403	467	4,177	50,356	269	2,076	116,640
Civil								
Plenary	27,160	10,550	107	851	11,131	64	486	26,987
Mortgage Fore.	11,328	8,978	9	185	10,321	6	101	10,072
Civil Collections	76,974	90,996	263	4,543	87,098	168	1,339	84,171
Civil Tort	27,835	13,617	66	1,155	13,426	107	969	28,171
Small Claims	199,443	76,377	26	3,021	89,698	58	886	188,225
Evictions	24,566	70,873	12	611	68,400	23	439	27,200
Domestic Rel.	28,559	-	0	57	4,763	15	214	24,558
Domestic Rel. W/Child	16,813	12,819	105	991	14,015	39	386	16,307

Totals Courts of Record	Cases Pending 1/1/2023	Cases Filed	Cases Venued In	Cases Trans. In	Cases Disposed	Cases Venued Out	Cases Trans. Out	Cases Pending 12/31/2023
Domestic Rel. No Child	12,922	15,332	17	1,385	15,944	24	761	12,601
Recip. Support	10,627	1,227	1	684	1,503	1	29	10,379
Mental Health	12,342	18,970	102	674	17,285	65	636	14,102
Protective Orders	28,482	39,019	515	5,588	41,708	327	4,720	26,849
Expungement	4,866	11,309	1	188	10,952	0	175	5,237
Tax Sale	305	137	0	3	107	0	2	336
Tax Petition	5,714	4,643	0	49	3,988	0	41	6,377
Miscellaneous	33,818	15,933	19	695	15,308	16	625	34,516
Sub-Total	521,754	390,780	1,243	20,680	405,647	913	11,809	516,088
Probate								
Adoption	4,963	4,020	16	252	4,530	15	246	4,460
Guardianship	32,225	7,944	71	767	9,547	24	59	30,911
Guardianship Misc.	449	410	0	22	336	1	12	524
Estate- Supv.	14,202	1,995	11	41	2,681	10	525	13,526
Estate-Un-Supv.	27,129	9,884	20	60	11,096	14	20	25,924
Estate- Misc.	5,208	4,199	4	12	4,116	0	32	5,295
Trusts	2,476	265	2	14	320	1	13	2,423
Sub-Total	86,652	28,717	124	1,168	32,626	65	907	83,063
Grand Total	1,305,779	962,663	4,962	48,121	984,445	1,282	30,688	1,305,110

Courts of Record include totals from the Circuit, Superior, Probate, and Marion County Small Claims Courts.

STATEWIDE CASE TOTALS – CITY AND TOWN COURTS

Totals City and Town Courts	Cases Pending 1/1/2023	Cases Filed	Cases Venued In	Cases Trans. In	Cases Disposed	Cases Venued Out	Cases Trans. Out	Cases Pending 12/31/2023
Criminal								
Misdemeanor	142,026	22,112	0	91	24,168	5	208	139,848
Miscellaneous	1,327	62	0	0	28	0	0	1,361
Sub-Total	143,353	22,174	0	91	24,196	5	208	141,209
Civil Violations								
Infraction	157,210	86,927	0	4	80,575	5	164	163,397
Ordinance Viol.	60,366	17,934	0	0	18,419	0	2	59,879
Sub-Total	217,576	104,861	0	4	98,994	5	166	223,276
Civil								
Plenary	253	276	0	109	455	0	0	183
Civil Collections	5,648	1,347	0	0	932	0	0	6,063
Small Claims	0	367	0	0	336	0	0	31
Evictions	1,174	459	0	0	465	0	4	1,164
Expungement	1	0	0	0	0	0	0	1
Miscellaneous	114	3	0	0	1	0	0	116
Sub-Total	7,190	2,452	0	109	2,189	0	4	7,558
Grand Total	368,119	129,487	0	204	125,379	10	378	372,043

Small Claims cases are no longer heard by City and Town Courts, but due to reported data, it is included in this chart.

CASES IN WHICH PAUPER COUNSEL WAS APPOINTED

According to the law of the United States and Indiana, a public defender must be made available to the following indigent persons at both the trial and appellate levels:

- A defendant in a criminal case
- A child charged with a delinquent act
- A parent in a termination of parental rights case
- A parent in a juvenile CHINS case
- A person on whom involuntary commitment proceedings have commenced; and
- Any person facing contempt proceedings where incarceration is a possibility

If the court determines the defendant to be indigent, the court must appoint a public defender. IOCS tracks and reports the number of cases in which counsel was appointed and paid for by county/state funds.

	2015	2016	2017	2018	2019	2020	2021	2022	2023	2023 Total Cases Filed
Murder	178	192	166	211	174	214	236	260	266	295
Class A Felony	707	450	309	306	231	133	134	108	104	40
Class B Felony	1,728	1,064	672	476	341	191	137	109	81	18
Class C Felony	1,971	941	568	341	191	137	93	70	76	80
Class D Felony	5,424	2,293	1,143	609	395	212	155	156	132	99
Level 1 Felony	326	348	352	383	371	419	428	433	494	657
Level 2 Felony	774	1,013	1,190	1,363	1,561	1,361	1,577	1,473	1,652	2,073
Level 3 Felony	1,515	1,760	1,905	1,984	2,024	1,737	1,704	1,758	1,718	2,092
Level 4 Felony	2,311	2,780	2,854	2,963	3,057	2,447	2,648	2,574	2,791	3,418
Level 5 Felony	6,863	7,974	8,739	8,881	8,914	7,865	8,278	8,289	9,397	12,355
Level 6 Felony	27,830	36,169	40,964	43,640	44,059	36,277	38,045	35,660	36,479	50,334
Crim. Misd.	52,127	52,043	52,902	53,020	55,262	42,865	45,837	43,298	45,269	114,639
Juvenile CHINS	13,451	15,345	14,810	14,283	15,289	13,886	9,101	7,199	9,274	9,843
Juv. Delinquency	10,248	9,514	8,705	8,389	7,904	6,127	5,665	6,036	7,554	11,349
Juvenile Status	1,250	972	886	886	921	686	930	884	898	2,817
Term. Par. Rights	1,744	2,455	1,991	2,754	2,764	2,065	1,924	1,524	1,512	3,590
Juvenile Paternity	2,444	2,139	2,019	1,507	1,196	763	691	849	830	13,647
Juvenile Protection Order					0	0	2	0	0	20
Other	3,364	2,870	3,115	2,729	2,874	2,133	2,303	2,421	2,338	N/A
Post-Conv. Relief	77	100	88	91	81	72	72	70	107	829
Total	134,332	140,422	143,378	144,816	147,609	119,590	119,958	113,171	120,972	228,195
Appeals*	618	651	730	862	868	548	706	731	781	N/A
Total w/Appeals	134,950	141,073	144,108	145,678	148,477	120,138	120,644	113,902	121,753	N/A

*Appeals are not included in the total cases filed column.

SELF-REPRESENTED LITIGANTS

This chart represents the number of cases in which at least one of the litigants represented themselves for part or all proceedings during 2023.

Self-Represented Litigants Case Type	Circuit, Superior & Probate	City & Town	Marion County Small Claims	Total All Courts
Murder (MR)	40	0	0	40
Felony (CF)	16	0	0	16
Class A Felony (FA)	46	0	0	46
Class B Felony (FB)	40	0	0	40
Class C Felony (FC)	18	0	0	18
Class D Felony (FD)	323	0	0	323
Level 1 Felony	56	0	0	56
Level 2 Felony	201	0	0	201
Level 3 Felony	219	0	0	219
Level 4 Felony	282	0	0	282
Level 5 Felony	699	0	0	699
Level 6 Felony	3,649	0	0	3,649
Misdemeanor (CM)	10,174	2,328	0	12,502
Post-Conviction Relief (PC)	337	0	0	337
Miscellaneous (MC)	2,241	0	0	2,241
Red Flag (RF)	12	0	0	12
Total Criminal	18,353	2,328	0	20,681
Infraction (IF)	20,942	6,735	0	27,677
Ordinance Violation (OV/OE)	4,386	270	0	4,656
Total Civil Violations	25,328	7,005	0	32,333
CHINS (JC)	540	0	0	540
Delinquency (JD)	226	0	0	226
Status (JS)	34	0	0	34
Paternity (JP)	3,928	0	0	3,928
Miscellaneous (JM)	388	0	0	388
Term. Parental Rights (JT)	145	0	0	145
Protection Orders (JQ)	0	0	0	0
Total Juvenile	5,261	0	0	5,261
Plenary (CP/PL)	2,190	0	0	2,190
Mortgage Foreclosure (MF)	459	0	0	459
Civil Collections (CC)	6,121	1	0	6,122
Tort (CT)	965	0	0	965
Small Claims (SC)	18,248	0	3,121	21,369
Evictions (EV)	14,074	54	6,403	20,531

Self-Represented Litigants Case Type	Circuit, Superior & Probate	City & Town	Marion County Small Claims	Total All Courts
Dom. Rel. with Children (DC)	7,254	0	0	7,254
Dom. Rel. w/out Children (DN)	9,051	0	0	9,051
Domestic Relations (DR)	897	0	0	897
Reciprocal Support (RS)	192	0	0	192
Mental Health (MH)	1,703	0	0	1,703
Tax Deed, Verified Petition for (TP)	633	0	0	633
Tax Sales (TS)	28	0	0	28
Protective Orders (PO)	21,251	0	0	21,251
Expungement (XP)	2,506	0	0	2,506
Miscellaneous (MI)	4,990	0	0	4,990
Total Civil	90,562	55	9,524	100,141
Adoptions (AD)	301	0	0	301
Guardianships (GU)	2,450	0	0	2,450
Guardianship Misc. GM)	22	0	0	22
Estates (ES)	221	0	0	221
Estates (EU)	637	0	0	637
Estates (EM)	198	0	0	198
Trusts (TR)	10	0	0	10
Total Probate	3,839	0	0	3,839
Total All Case Types	143,343	9,388	9,524	162,255

STATEWIDE DISPOSITION TOTALS – ALL COURTS

Statewide Dispositions All Courts	Jury Trial	Bench Trial	Bench Disp.	Guilty Plea/ Admin	Default	Defer/ Divert.	Dismiss	Viol. Bureau	Closed	FTA/ FTP	Other
Criminal											
Murder	134	10	11	180	-	0	23	-	-	-	2
Felony	1	1	152	14	-	0	97	-	-	-	9
Class A Felony	9	3	34	53	-	0	16	-	-	-	3
Class B Felony	3	0	54	131	-	0	18	-	-	-	8
Class C Felony	6	2	63	204	-	3	65	-	-	-	23
Class D Felony	2	2	260	492	-	8	799	-	-	-	17
Level 1 Felony	104	24	16	446	-	1	109	-	-	-	0
Level 2 Felony	72	20	48	1,592	-	6	323	-	-	-	1
Level 3 Felony	85	28	55	1,722	-	14	406	-	-	-	2
Level 4 Felony	87	33	74	2,851	-	22	553	-	-	-	3
Level 5 Felony	167	84	203	9,383	-	233	1,999	-	-	-	4
Level 6 Felony	218	193	493	38,509	-	2,524	11,462	-	-	-	36
Misdemeanor	100	801	2,740	56,884	-	23,153	44,748	-	-	-	787
Post-Conv. Relief	0	48	404	-	-	0	421	-	-	-	16
Miscellaneous	10	1,399	63,607	21	-	1	2,453	-	7,848	-	1,376
Red Flag	0	143	200	0	-	0	33	-	1	-	1
Sub-Total	998	2,791	68,414	112,482	0	25,965	63,525	0	7,849	0	2,288
Civil Violations											
Infraction	8	1,969	6,828	22,658	22,223	41,460	26,449	138,829	-	39,839	1,140
Ordinance Viol.	2	709	539	4,593	2,677	3,638	7,758	7,319	-	4,927	1,129
Sub-Total	10	2,678	7,367	27,251	24,900	45,098	34,207	146,148	0	44,766	2,269
Juvenile											
CHINS	-	2,284	2,940	1,675	-	-	2,011	-	-	-	670
Delinquency	-	772	2,523	3,880	-	269	2,073	-	-	-	771
Status	-	93	1,184	407	-	-	528	-	-	-	266
Paternity	-	4,603	5,417	494	-	-	2,560	-	-	-	902
Miscellaneous	-	897	7,165	10	-	-	1,517	-	-	-	855
Term. Par. Right	-	710	450	5	-	-	2,327	-	-	-	77
Juvenile Protection Orders	-	8	8	0	-	-	4	-	-	-	1
Sub-Total	-	9,367	19,687	6,471	0	269	11,020	0	0	0	3,542
Civil											
Plenary	24	487	2,334	-	3,591	-	4,519	-	256	-	375
Mortgage Fore.	0	56	1,370	-	3,392	-	5,334	-	90	-	79
Civil Collections	1	392	11,211	-	56,785	-	18,237	-	672	-	732
Civil Tort	116	141	1,269	-	2,237	-	9,187	-	388	-	88
Small Claims	0	7,313	19,067	-	32,435	-	27,228	-	2,533	-	1,458
Evictions	0	9,237	10,390	-	11,956	-	36,762	-	399	-	121
Domestic Rel.	0	845	1,561	-	2	-	345	-	-	-	2,010

Statewide Dispositions All Courts	Jury Trial	Bench Trial	Bench Disp.	Guilty Plea/ Admin	Default	Defer/ Divert.	Dismiss	Viol. Bureau	Closed	FTA/ FTP	Other
Domestic Re. W/Child	-	2,203	8,772	-	11	-	2,409	-	-	-	620
Domestic Rel. No Child	-	2,430	10,416	-	24	-	2,388	-	-	-	686
Recip. Support	-	260	878	-	9	-	240	-	-	-	116
Mental Health	-	622	9,264	-	1	-	4,147	-	3,237	-	14
Protective Orders	-	6,648	23,503	1	22	-	11,052	-	-	-	482
Expungement	-	330	9,589	-	-	-	138	-	876	-	19
Tax Sale	-	-	102	-	-	-	0	-	5	-	0
Tax Petition	-	89	3,691	-	52	-	70	-	85	-	1
Miscellaneous	0	2,891	8,874	2	706	-	1,605	-	1,149	-	82
Sub-Total	141	33,944	122,291	3	111,223	0	123,661	0	9,690	0	6,883
Probate											
Adoption	-	1,547	1,118	-	0	-	358	-	1,357	-	150
Guardianship	-	2,567	3,923	-	0	-	905	-	1,439	-	713
Guardianship Misc.	-	18	116	-	0	-	54	-	148	-	0
Estate- Supv.	0	40	973	-	1	-	354	-	1,297	-	16
Estate-Un-Supv.	0	37	4,152	-	4	-	282	-	6,597	-	24
Estate- Misc.	0	43	1,742	-	0	-	33	-	2,296	-	2
Trusts	-	22	179	-	0	-	4	-	111	-	4
Sub-Total	0	4,274	12,203	0	5	0	1,990	0	13,245	0	909
Grand Total	1,149	53,054	229,962	146,207	136,128	71,332	234,403	146,148	30,784	44,766	15,891

STATEWIDE DISPOSITION TOTALS – COURTS OF RECORD

Statewide Dispositions – Courts of Record	Jury Trial	Bench Trial	Bench Disp.	Guilty Plea/ Admin	Default	Defer/ Divert.	Dismiss	Viol. Bureau	Closed	FTA/ FTP	Other
Criminal											
Murder	134	10	11	180	0	0	23	0	0	0	2
Felony	1	1	152	14	0	0	97	0	0	0	9
Class A Felony	9	3	34	53	0	0	16	0	0	0	3
Class B Felony	3	0	54	131	0	0	18	0	0	0	8
Class C Felony	6	2	63	204	0	3	65	0	0	0	23
Class D Felony	2	2	260	492	0	8	799	0	0	0	17
Level 1 Felony	104	24	16	446	0	1	109	0	0	0	0
Level 2 Felony	72	20	48	1,592	0	6	323	0	0	0	1
Level 3 Felony	85	28	55	1,722	0	14	406	0	0	0	2
Level 4 Felony	87	33	74	2,851	0	22	553	0	0	0	3
Level 5 Felony	167	84	203	9,383	0	233	1,999	0	0	0	4
Level 6 Felony	218	193	493	38,509	0	2,524	11,462	0	0	0	36
Misdemeanor	98	633	2,107	48,259	0	18,617	34,770	0	0	0	561
Post-Conv. Relief	0	48	404	-	0	0	421	0	0	0	16
Miscellaneous	10	1,399	63,601	21	0	1	2,453	0	7,826	0	1,376
Red Flag	0	143	200	0	0	0	33	0	1	0	1
Sub-Total	996	2,623	67,775	103,857	0	21,429	53,547	0	7,827	0	2,062
Civil Violations											
Infraction	4	1,525	5,951	12,862	18,500	33,284	18,874	102,021	0	27,306	501
Ordinance Viol.	1	479	504	1,608	2,109	1,474	4,452	9,377	0	801	67
Sub-Total	5	2,004	6,455	14,470	20,609	34,758	23,326	105,398	0	28,107	568
Juvenile											
CHINS	-	2,284	2,940	1,675	0	0	2,011	0	0	0	670
Delinquency	-	772	2,523	3,880	0	269	2,073	0	0	0	771
Status	-	93	1,184	407	0	0	528	0	0	0	266
Paternity	-	4,603	5,417	494	0	0	2,560	0	0	0	902
Miscellaneous	-	897	7,165	10	0	0	1,517	0	0	0	855
Term. Par. Right	-	710	450	5	0	0	2,327	0	0	0	77
Juvenile Protection Orders	-	8	8	0	0	0	4	0	0	0	1
Sub-Total	0	9,367	19,687	6,471	0	269	11,020	0	0	0	3,542
Civil											
Plenary	24	487	2,314	-	3,513	0	4,163	0	255	0	375
Mortgage Fore.	0	56	1,370	-	3,392	0	5,334	0	90	0	79
Civil Collections	1	340	11,204	-	56,242	0	17,983	0	603	0	725
Civil Tort	116	141	1,269	-	2,237	0	9,187	0	388	0	88
Small Claims	-	7,313	19,067	-	32,430	0	27,228	0	2,529	0	1,131
Evictions	0	9,236	10,390	-	11,827	0	36,469	0	389	0	89
Domestic Rel.	-	845	1,561	-	2	0	345	0	0	0	2,010
Domestic Re. W/Child	-	2,203	8,772	-	11	0	2,409	0	0	0	620

Statewide Dispositions – Courts of Record	Jury Trial	Bench Trial	Bench Disp.	Guilty Plea/ Admin	Default	Defer/ Divert.	Dismiss	Viol. Bureau	Closed	FTA/ FTP	Other
Domestic Rel. No Child	-	2,430	10,416	-	24	0	2,388	0	0	0	686
Recip. Support	-	260	878	-	9	0	240	0	0	0	116
Mental Health	-	622	9,264	-	1	0	4,147	0	3,237	0	14
Protective Orders	-	6,648	23,503	1	22	0	11,052	0	0	0	482
Expungement	-	330	9,589	-	0	0	138	0	876	0	19
Tax Sale	-	0	102	-	0	0	0	0	5	0	0
Tax Petition	-	89	3,691	-	52	0	70	0	85	0	1
Miscellaneous	0	2,891	8,874	2	706	0	1,605	0	1,149	0	81
Adoption	-	1,547	1,118	-	0	0	358	0	1,357	0	150
Guardianship	-	2,567	3,923	-	0	0	905	0	1,439	0	713
Guardianship Misc.	-	18	116	-	0	0	54	0	148	0	0
Sub-Total	141	33,891	122,264	3	110,468	0	122,758	0	9,606	0	6,516
Probate											
Adoption	-	1,547	1,118	-	0	0	358	0	1,357	0	150
Guardianship	-	2,567	3,923	-	0	0	905	0	1,439	0	713
Guardianship Misc.	-	18	116	-	0	0	54	0	148	0	0
Estate- Supv.	0	40	973	0	1	0	354	0	1,297	0	16
Estate-Un-Supv.	0	37	4,152	0	4	0	282	0	6,597	0	24
Estate- Misc.	-	43	1,742	0	0	0	33	0	2,296	0	2
Trusts	-	22	179	0	0	0	4	0	111	0	4
Sub-Total	0	4,274	12,203	0	5	0	1,990	0	13,245	0	909
Grand Total	1,142	52,159	228,384	124,801	131,082	56,456	212,641	105,398	30,678	28,107	13,597

Totals from Circuit, Superior, Probate, and Marion County Small Claims Courts.

STATEWIDE DISPOSITION TOTALS – CITY AND TOWN COURTS

	Jury Trial	Bench Trial	Bench Disp.	Guilty Plea/ Admin.	Default	Defer/ Divert.	Dismiss	Viol. Bureau	Closed	FTA/ FTP	Other
Criminal											
Misdemeanor	2	168	633	8,625	0	4,536	9,978	0	0	0	226
Miscellaneous	0	0	6	0	0	0	0	0	0	0	0
Sub-Total	2	168	639	8,625	0	4,536	9,978	0	0	0	226
Civil Violations											
Infraction	4	444	877	9,796	3,723	8,176	7,575	36,808	0	12,533	639
Ordinance Viol.	1	230	35	2,985	568	2,164	3,306	3,942	0	4,126	1,062
Sub-Total	5	674	912	12,781	4,291	10,340	10,881	40,750	0	16,659	1,701
Civil											
Plenary	0	0	20	-	78	0	356	0	0	0	0
Civil Collections	0	52	7	-	543	0	254	0	0	0	7
Small Claims	-	0	0	-	5	0	0	0	0	0	327
Evictions	0	1	0	-	129	0	293	0	0	0	32
Miscellaneous	0	0	0	0	0	0	0	0	0	0	1
Sub-Total	0	53	27	0	755	0	923	0	0	0	367
Grand Total	7	895	1,578	21,406	5,046	14,876	21,762	40,750	0	0	2,294

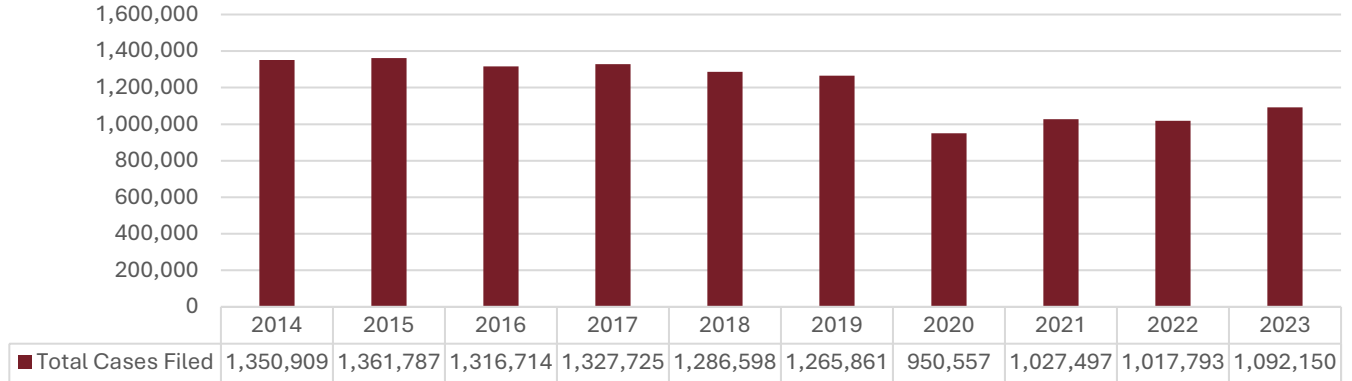
EVICTIION SEALING

Ind. Code § 32-31-11-3 and Ind. Code § 32-31-11-4, effective July 1, 2022, allow courts to order certain eviction actions sealed. These statutes provide that an eviction action may be ordered sealed if one of the following events occurs: (1) the eviction action is dismissed, (2) a judgment in favor of the tenant is entered by the court, or (3) a judgment entered against the tenant was subsequently overturned or vacated on appeal. These statutes allow a petition to seal eviction cases decided prior to July 1, 2022, if any of these criteria are met.

Ind. Code § 32-31-11-5 requires clerks or court administrators to track all eviction actions ordered sealed and provide statistical information regarding these orders to the Office of Judicial Administration. To facilitate this reporting, courts and clerks were provided specific event codes in Odyssey (the court case management system) which allows the Office of Judicial Administration to compile this information. Calendar Year (CY 2023), there were 12,630 eviction actions ordered sealed.

STATISTICAL TRENDS

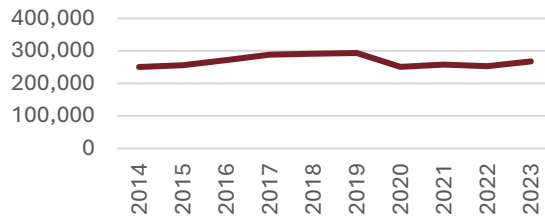
Total Cases Filed



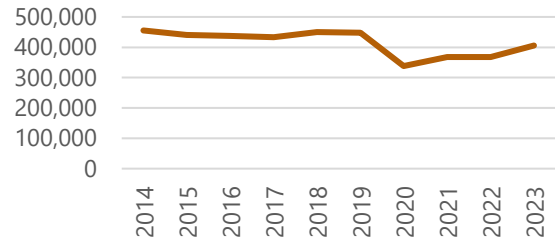
Total Cases Filed

2014 to 2018	4.8% Decrease in Filings
2019 to 2023	13.7% Decrease in Filings
2014 to 2023	19.2% Decrease in Filings

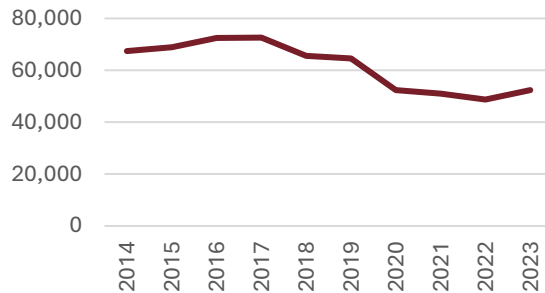
Criminal Filings



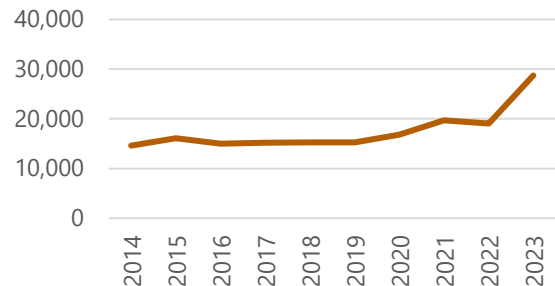
Civil Filings



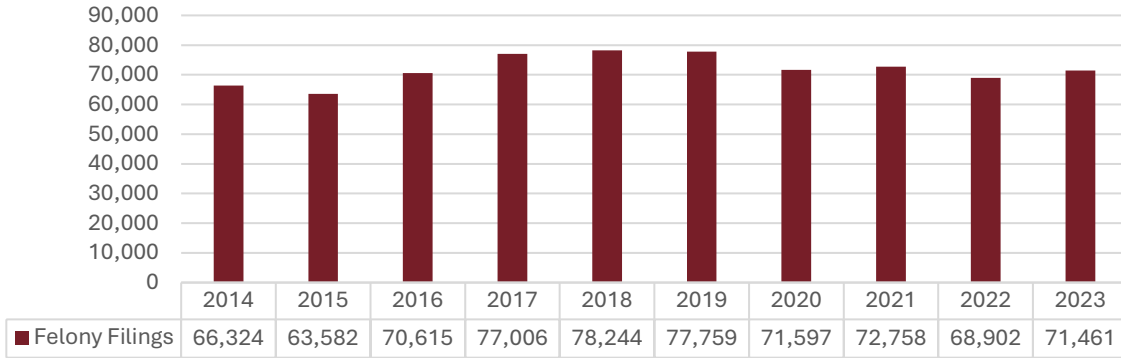
Juvenile Filings



Probate Filings



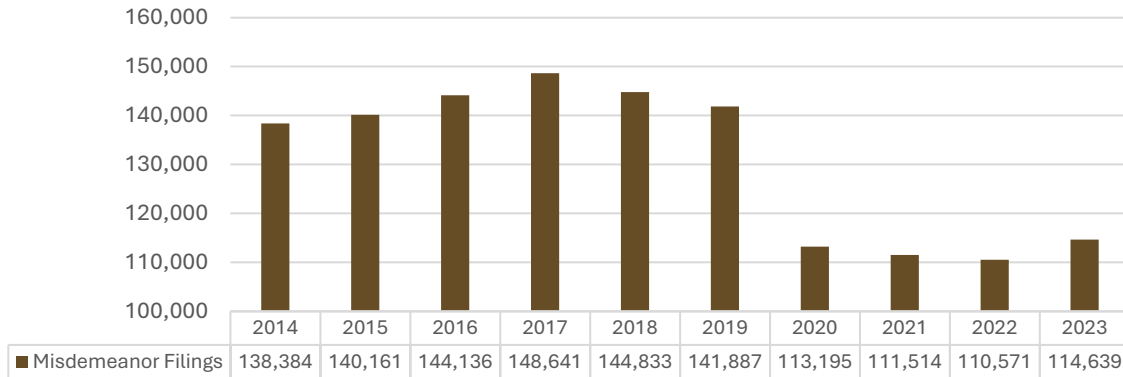
Felony Filings



Felony Filings

2014 to 2018	18% Increase in Filings
2019 to 2023	8.1% Decrease in Filings
2014 to 2023	7.7% Increase in Filings

Misdemeanor Filings



Misdemeanor Filings

2014 to 2018	4.7% Increase in Filings
2019 to 2023	19.2% Decrease in Filings
2014 to 2023	17.2% Decrease in Filings

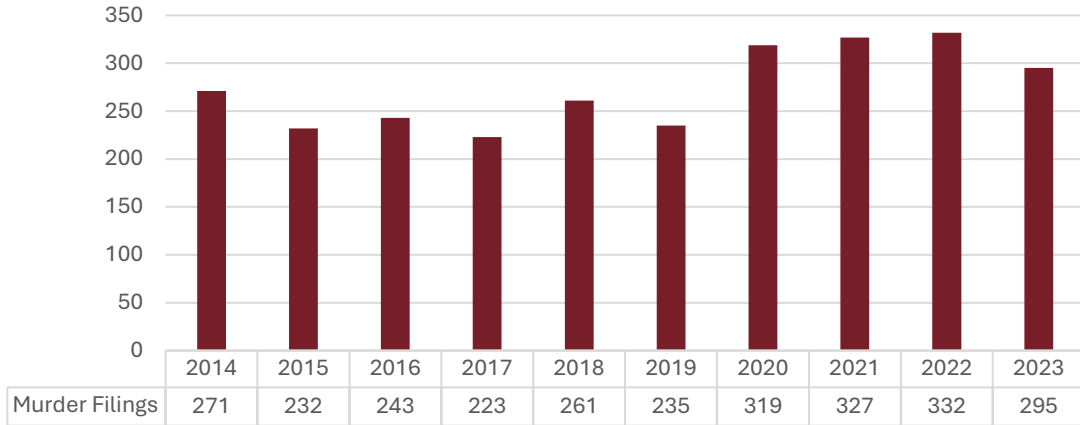
Felony and Misdemeanor Totals

	2014	2015	2016	2017	2018	2019	2020	2021	2022	2023
Felony	66,324	63,582	70,615	77,006	78,244	77,759	71,597	72,758	68,902	71,461
Misdemeanor	138,384	140,161	144,136	148,641	144,833	141,887	113,195	111,514	110,571	114,639
Total	204,708	203,743	214,751	225,647	223,077	219,646	184,792	184,272	179,473	186,100

4% Increase in Felony and Misdemeanor total filings from year 2022 to 2023

9% Decrease in Felony and Misdemeanor filings from year 2014 to 2023

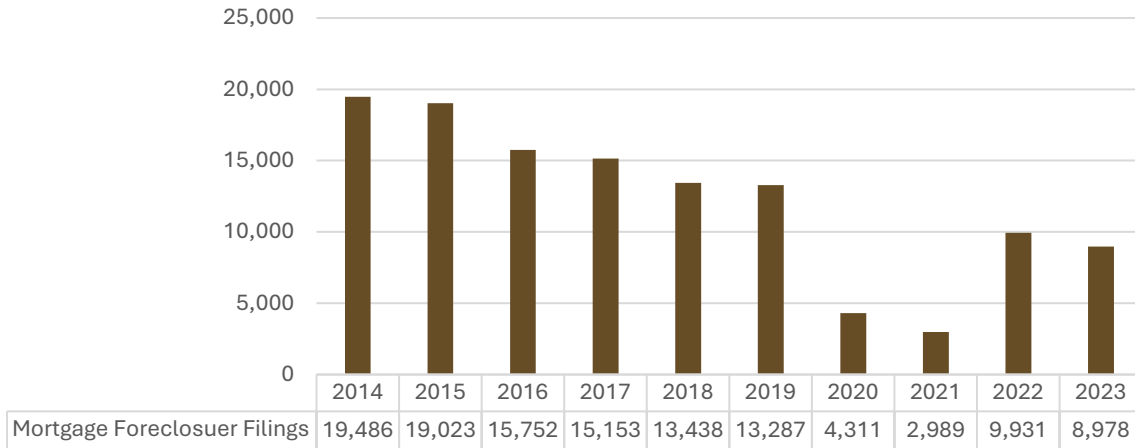
Murder Filings



Murder Filings

2014 to 2018	3.7% Decrease in Filings
2019 to 2023	25.5% Increase in Filings
2014 to 2023	8.9% Increase in Filings

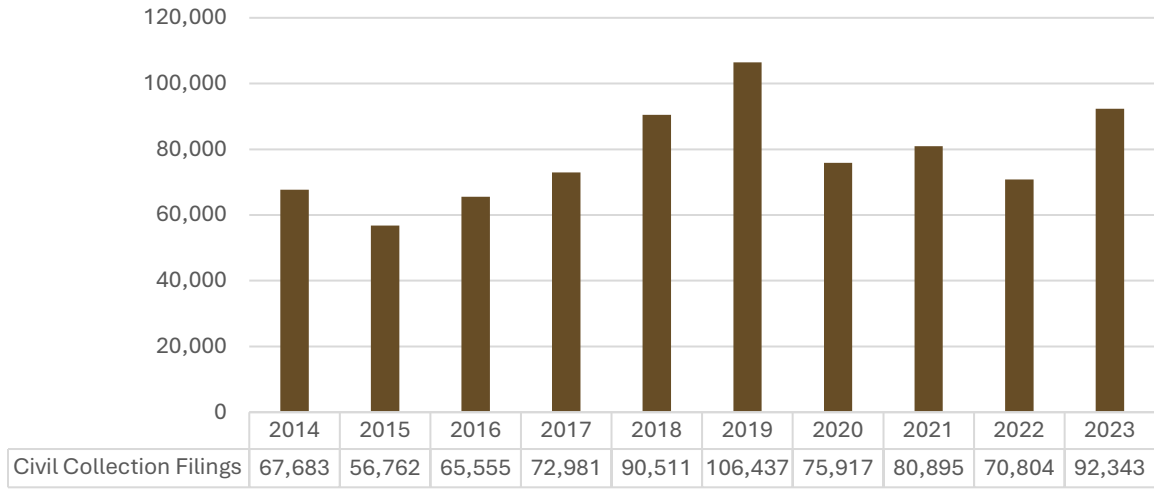
Mortgage Foreclosure Filings



Mortgage Foreclosure Filings

2014 to 2018	31% Decrease in Filings
2019 to 2023	32.4% Decrease in Filings
2014 to 2023	53.9% Decrease in Filings

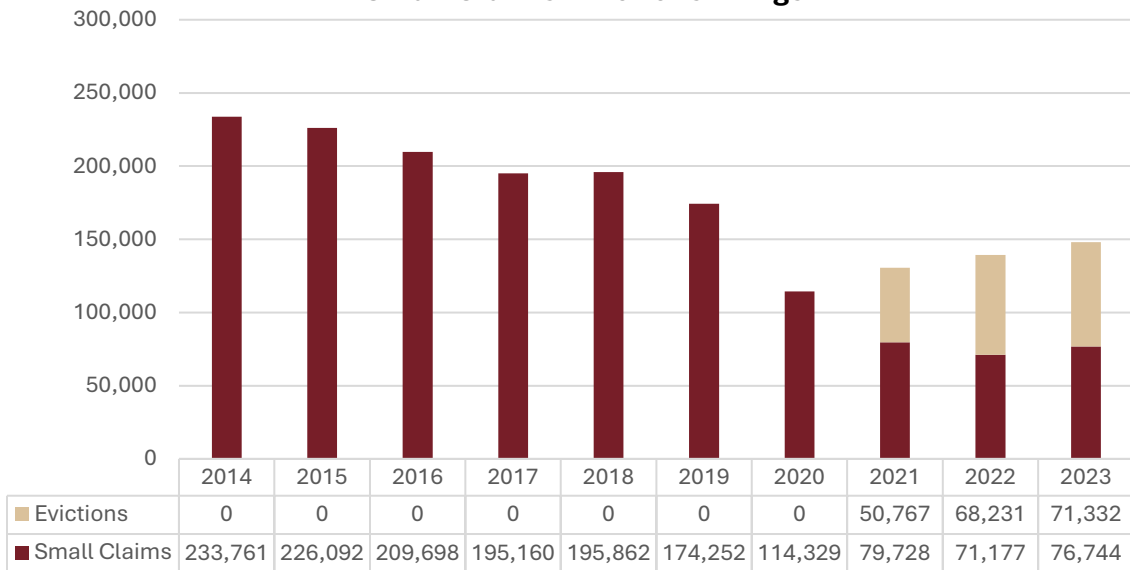
Civil Collection Filings



Civil Collection Filings.

2014 to 2018	33.7% Increase in Filings
2019 to 2023	13.2% Decrease in Filings
2014 to 2023	36.4% Increase in Filings

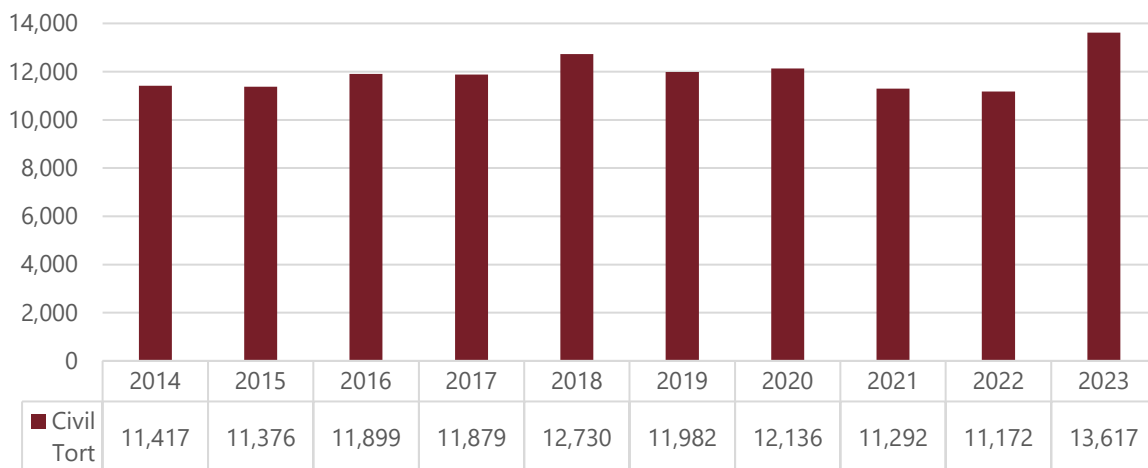
Small Claims/Evictions Filings



Small Claims/ Eviction Filings

2014 to 2018	16.2% Decrease in Filings
2019 to 2023	15% Decrease in Filings
2014 to 2023	36.7% Decrease in Filings

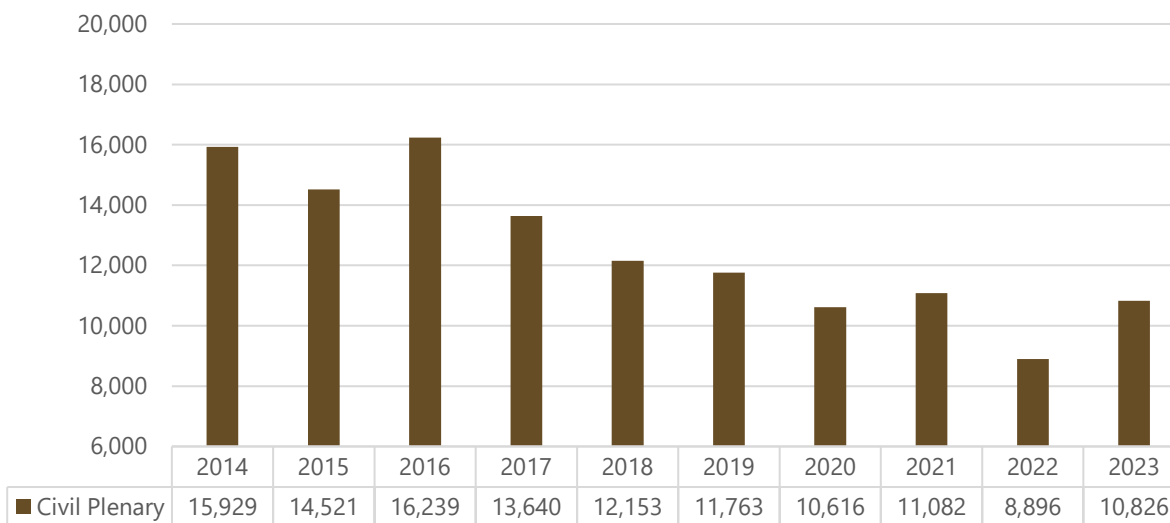
Civil Tort Filings



Civil Tort Filings

2014 to 2018	11.5% Increase in Filings
2019 to 2023	13.6% Increase in Filings
2014 to 2023	19.3% Increase in Filings

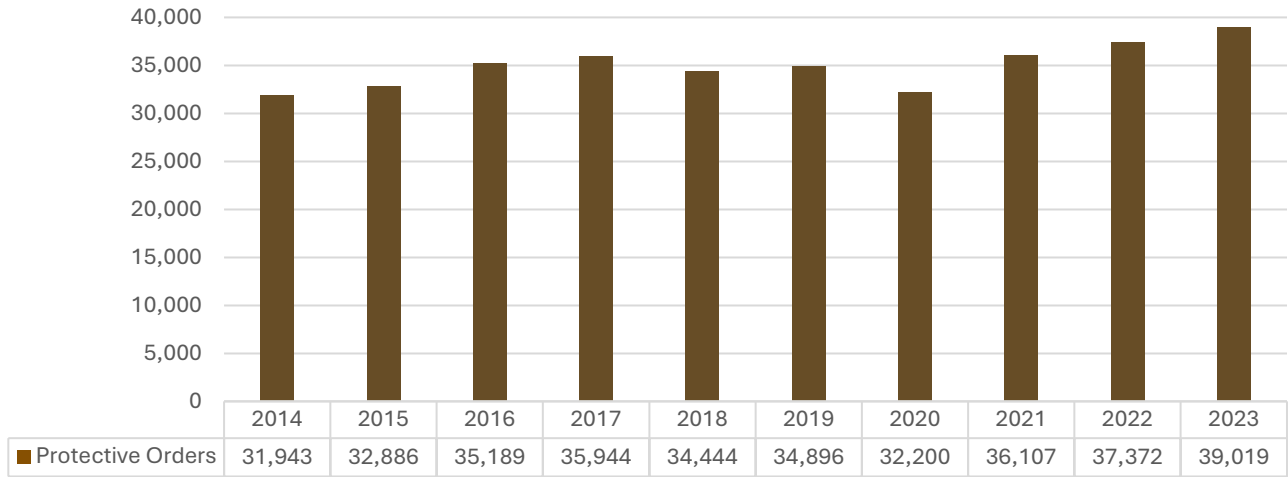
Civil Plenary Filings



Civil Plenary Filings

2014 to 2018	23.7% Decrease in filings
2019 to 2023	8% Decrease in Filings
2014 to 2023	32% Decrease in Filings

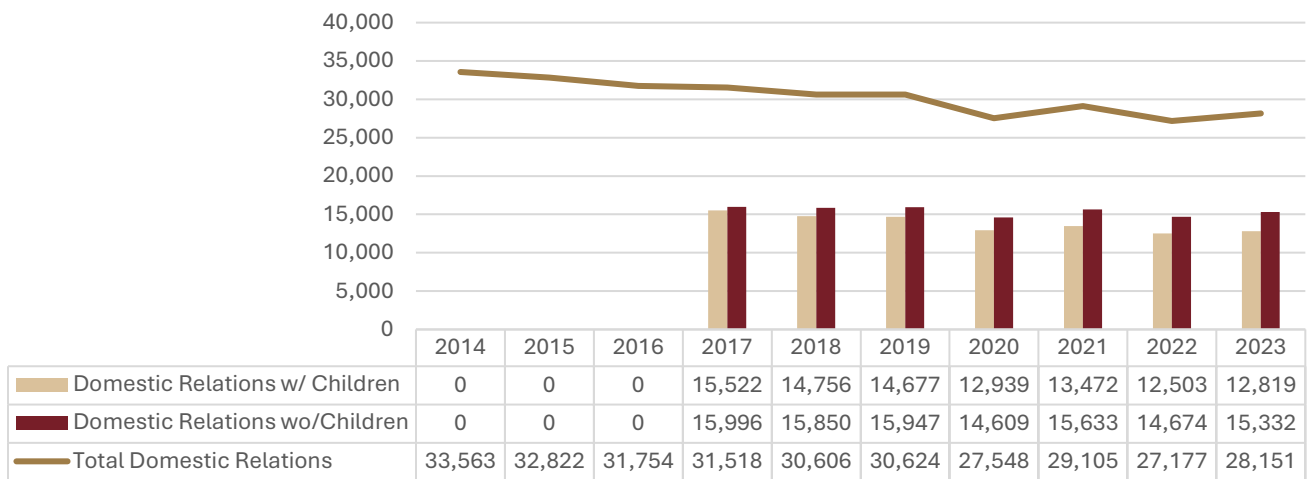
Protective Order



Protective Orders

2014 to 2018	7.8% Increase in Filings
2019 to 2023	11.8% Increase in Filings
2014 to 2023	22.2% Increase in Filings

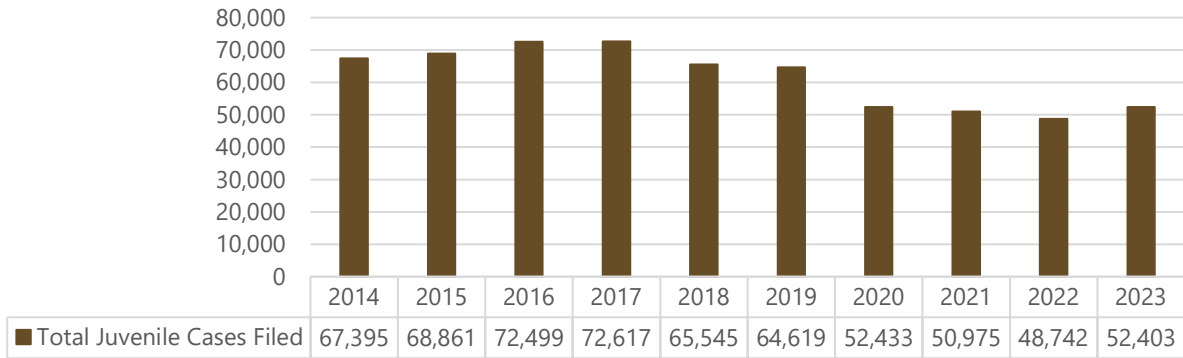
Domestic Relations Filings



Domestic Relations

2014 to 2018	8.8% Decrease in Filings
2019 to 2023	8.1% Decrease in Filings
2014 to 2023	16.1% Decrease in Filings

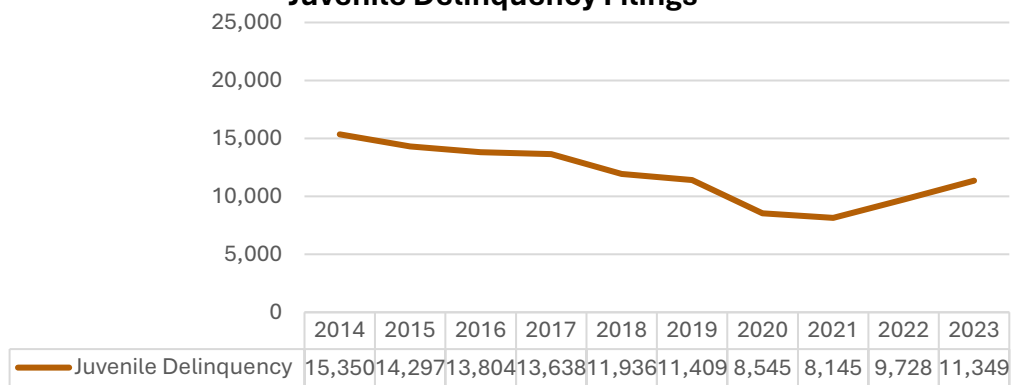
Total Juvenile Cases Filed



Total Juvenile Cases Filed

2014 to 2018	2.7% Decrease in Filings
2019 to 2023	18.9% Decrease in Filings
2014 to 2023	22.2% Decrease in Filings

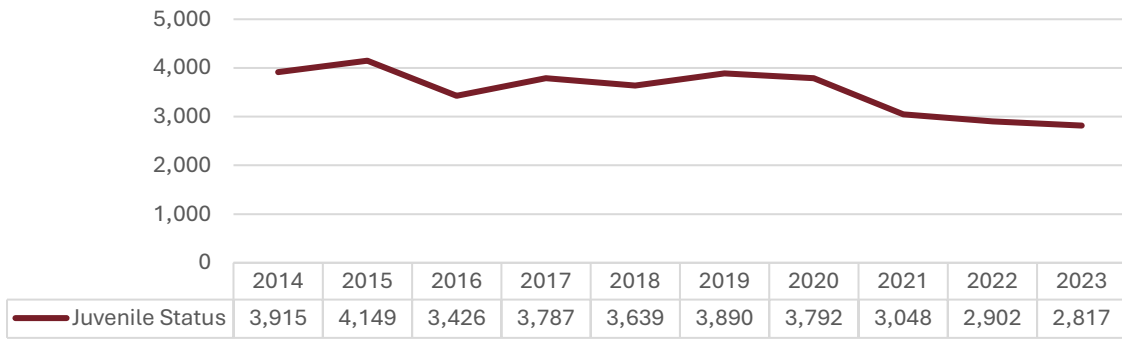
Juvenile Delinquency Filings



Juvenile Delinquency Filings

2014 to 2018	22.2% Decrease in Filings
2019 to 2023	0.5% Decrease in Filings
2014 to 2023	26.1% Decrease in Filings

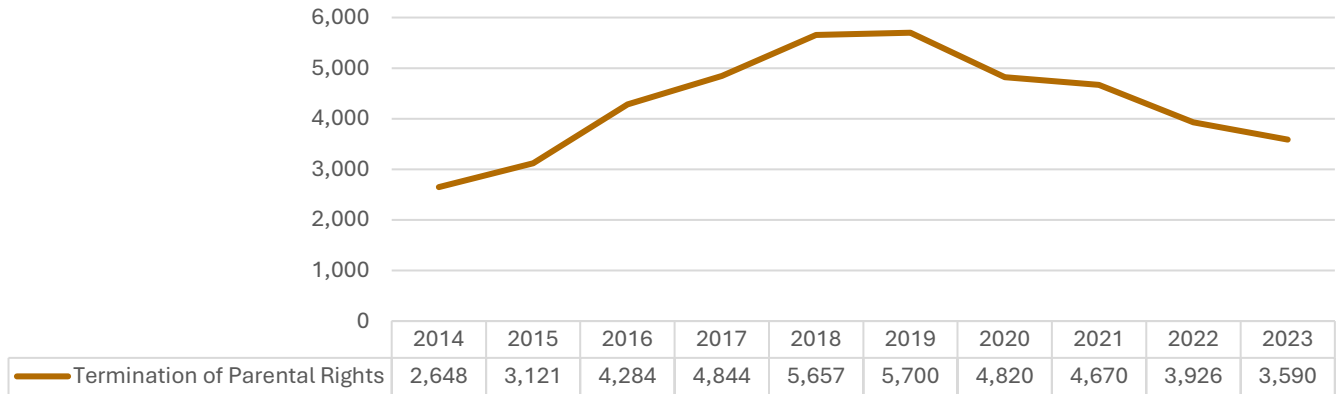
Juvenile Status Filings



Juvenile Status Filings

2014 to 2018	7% Decrease in Filings
2019 to 2023	27.6% Decrease in Filings
2014 to 2023	28% Decrease in Filings

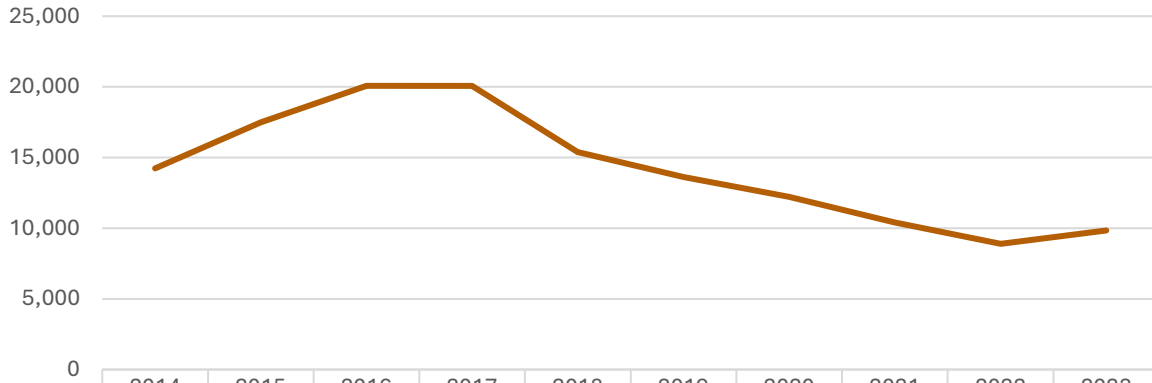
Termination of Parental Rights



Termination of Parental Rights Filings

2014 to 2018	113.6% Increase in Filings
2019 to 2023	37% Decrease in Filings
2014 to 2023	35.6% Increase in Filings

CHINS Filings

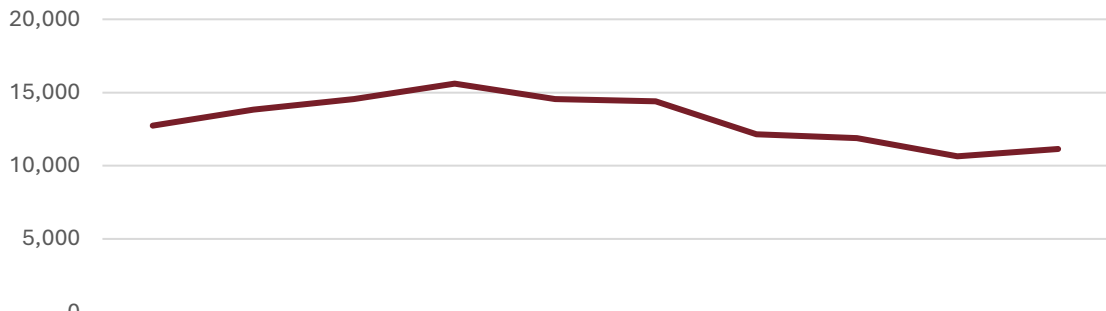


	2014	2015	2016	2017	2018	2019	2020	2021	2022	2023
CHINS	14,227	17,491	20,063	20,068	15,375	13,610	12,208	10,406	8,894	9,843

CHINS Filings

2014 to 2018	8.1% Increase in Filings
2019 to 2023	27.7% Decrease in Filings
2014 to 2023	30.8% Decrease in Filings

Juvenile Miscellaneous Filings

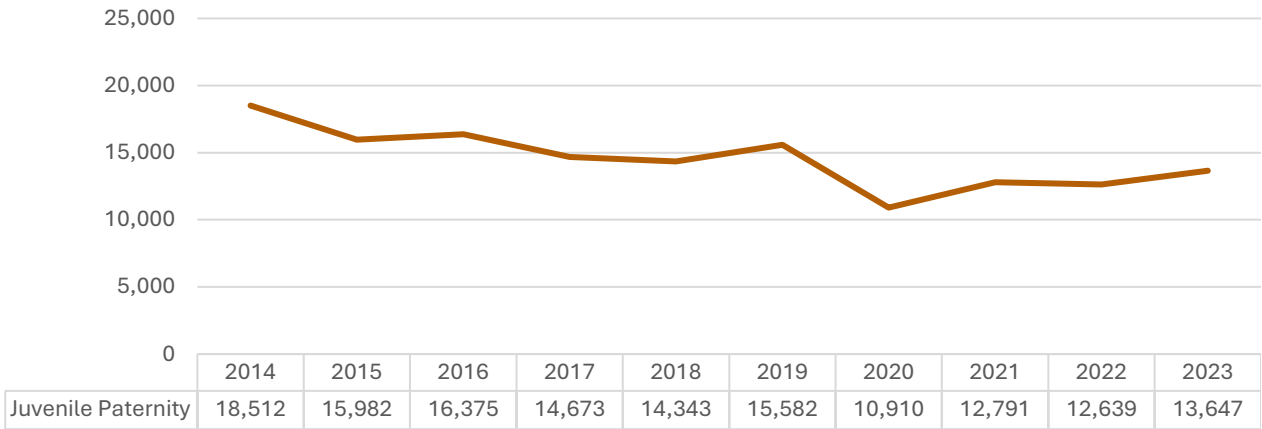


	2014	2015	2016	2017	2018	2019	2020	2021	2022	2023
Juvenile Miscellaneous	12,743	13,821	14,547	15,607	14,551	14,396	12,145	11,894	10,644	11,137

Juvenile Miscellaneous Filings

2014 to 2018	14.2% Increase in Filings
2019 to 2023	22.6% Decrease in Filings
2014 to 2023	12.6% Decrease in Filings

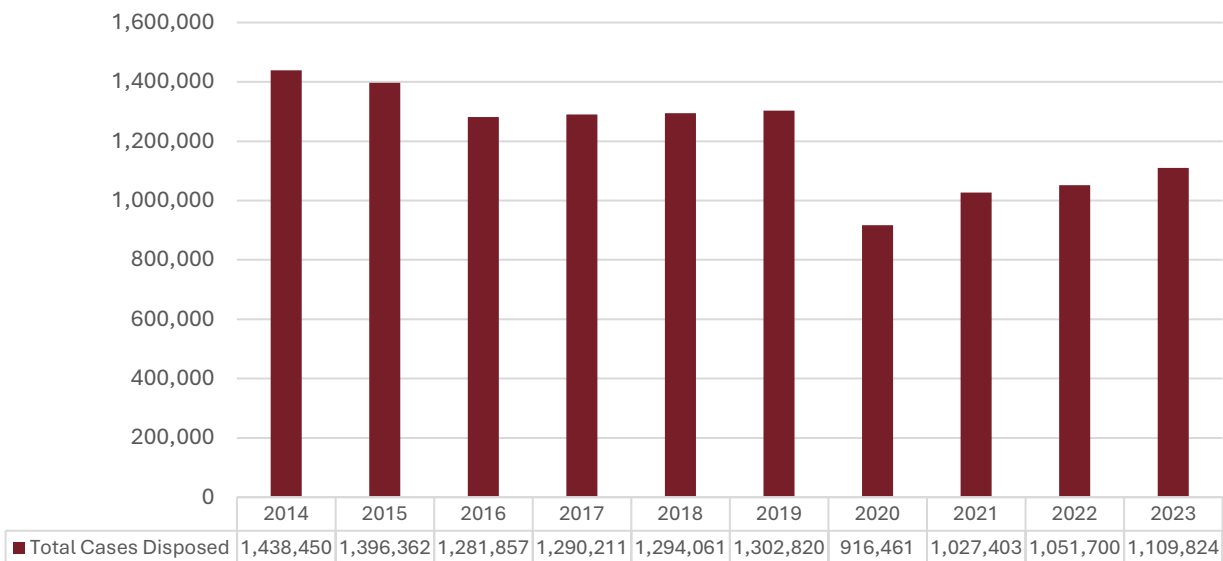
Juvenile Paternity Filings



Juvenile Paternity Filings

2014 to 2018	22.5% Decrease in Filings
2019 to 2023	12.4% Decrease in Filings
2014 to 2023	26.3% Decrease in Filings

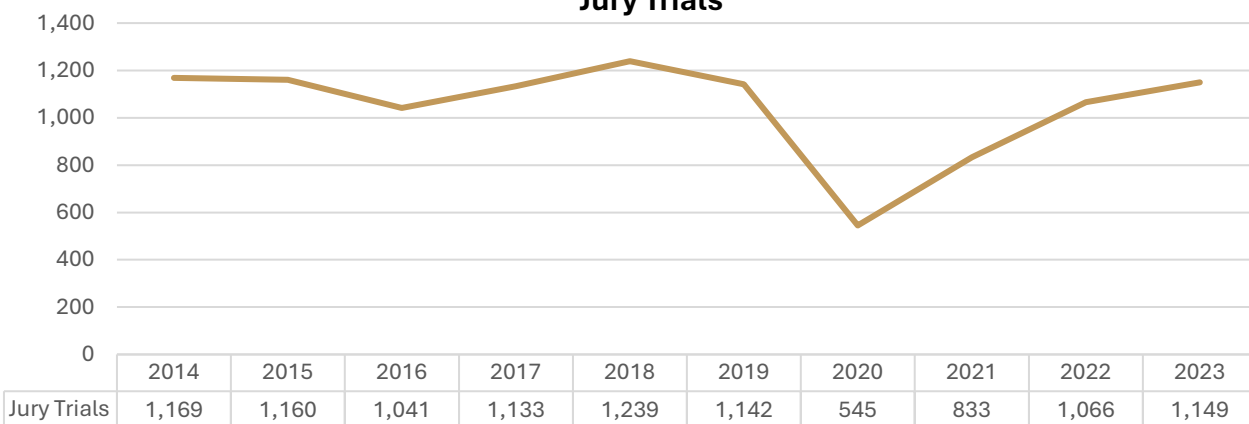
Total Cases Disposed



Total Disposed

2014 to 2018	10% Decrease in Dispositions
2019 to 2023	14.8% Decrease in Dispositions
2014 to 2023	22.8% Decrease in Dispositions

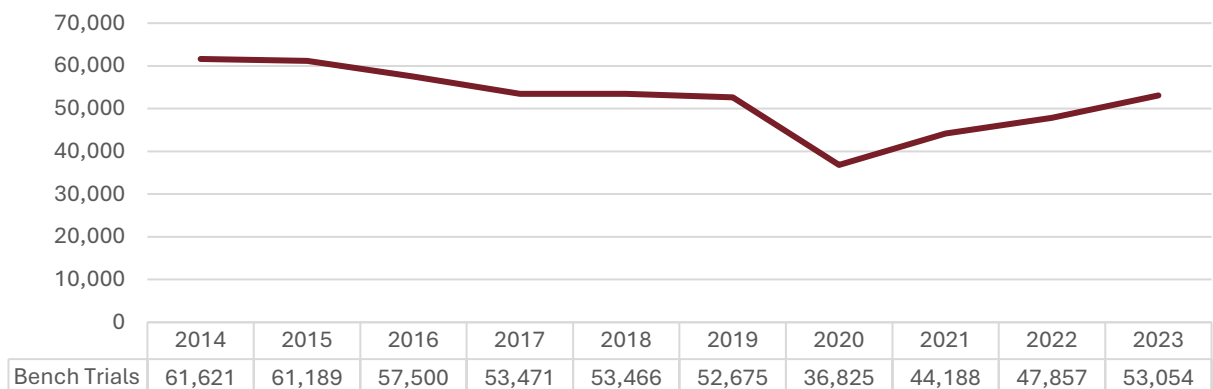
Jury Trials



Jury Trials

2014 to 2018	6% Increase in Jury Trials
2019 to 2023	0.6% Increase in Jury Trials
2014 to 2023	1.7% Decrease in Jury Trials

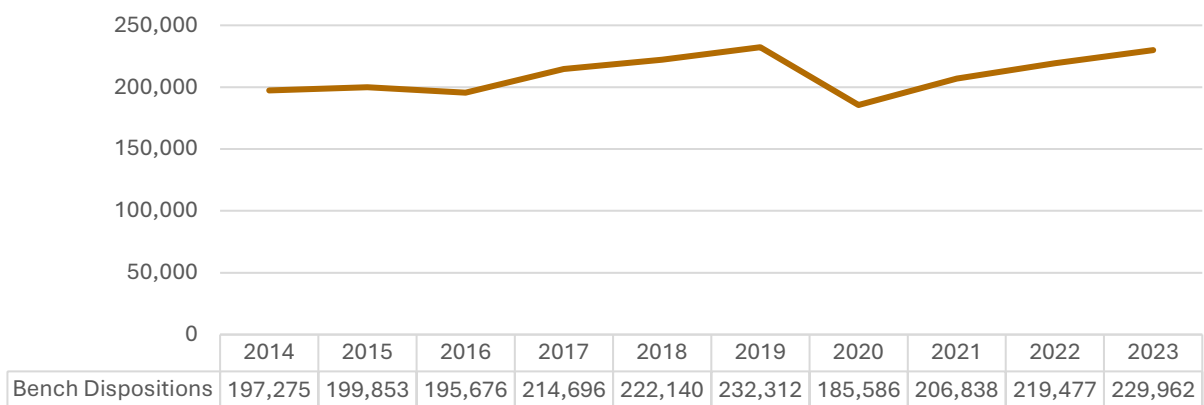
Bench Trials



Bench Trials

2014 to 2018	13.2% Decrease in Bench Trials
2019 to 2023	0.7% Increase in Bench Trials
2014 to 2023	13.9% Decrease in Bench Trials

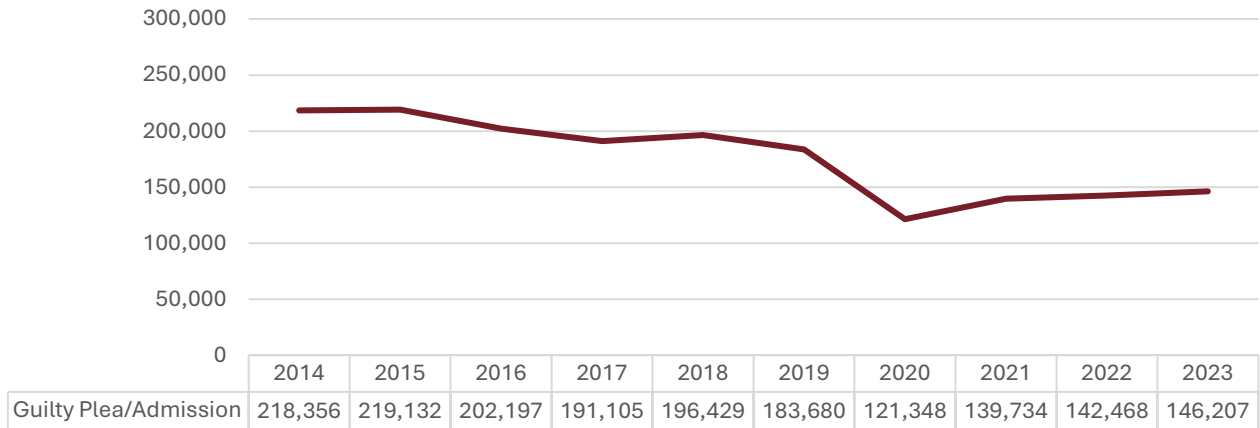
Bench Dispositions



Bench Dispositions

2014 to 2018	12.6% Increase in Bench Dispositions
2019 to 2023	1% Decrease in Bench Dispositions
2014 to 2023	16.6% Increase in Bench Dispositions

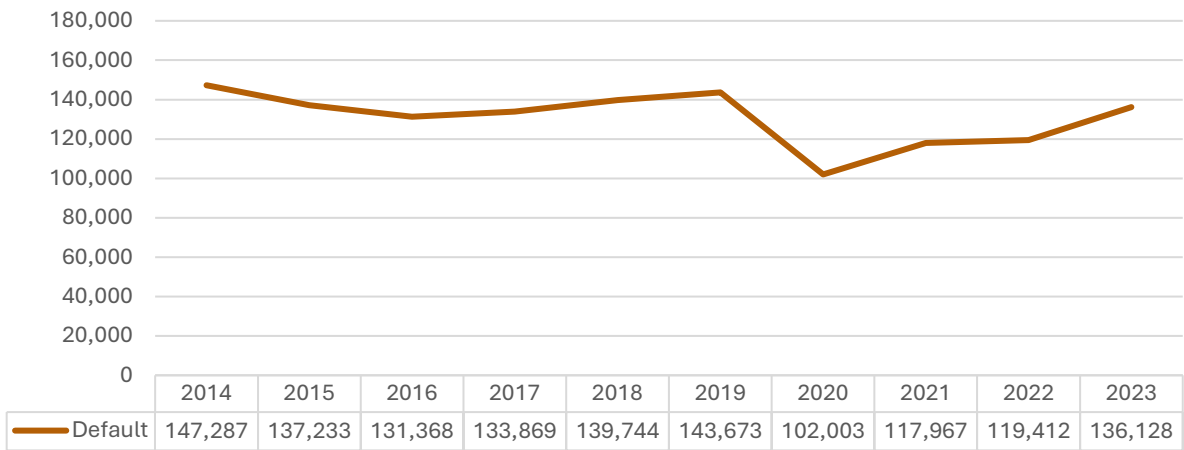
Guilty Plea/Admissions



Guilty Plea/Admissions

2014 to 2018	10% Decrease in Guilty Pea/Admissions
2019 to 2023	20.4% Decrease in Guilty Plea/Admissions
2014 to 2023	33% Decrease in Guilty Plea/Admissions

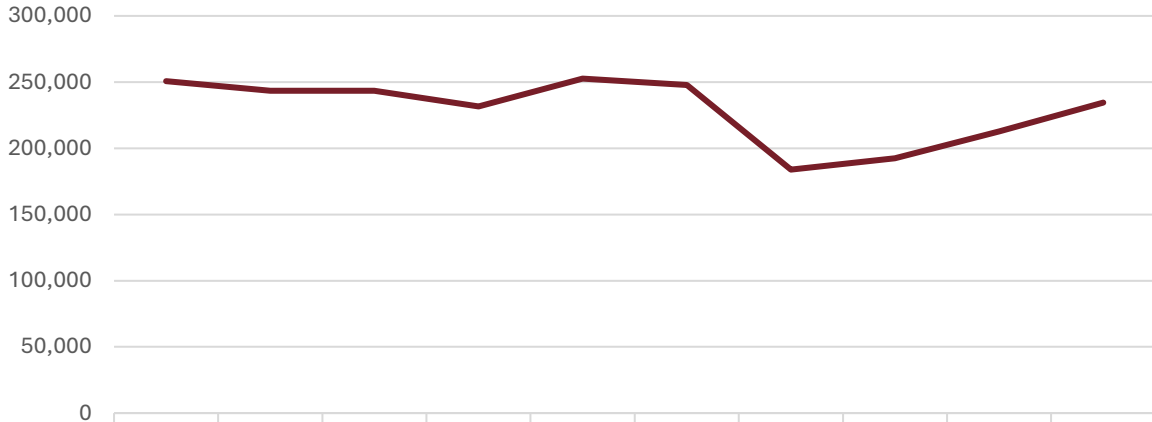
Default Judgments



Default Judgments

2014 to 2018	5.4% Decrease in Default Judgments
2019 to 2023	5.3% Decrease in Default Judgments
2014 to 2023	7.6% Decrease in Default Judgments

Dismissals

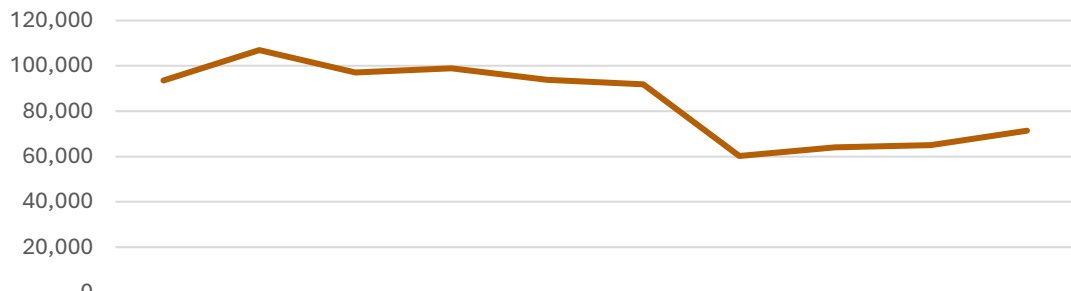


Dismissals	250,725	243,408	243,479	231,610	252,642	247,758	183,902	192,527	212,872	234,403
------------	---------	---------	---------	---------	---------	---------	---------	---------	---------	---------

Dismissals

2014 to 2018	0.8% Increase in Dismissals
2019 to 2023	5.4% Decrease in Dismissals
2014 to 2023	6.5% Decrease in Dismissals

Deferred/Diverted

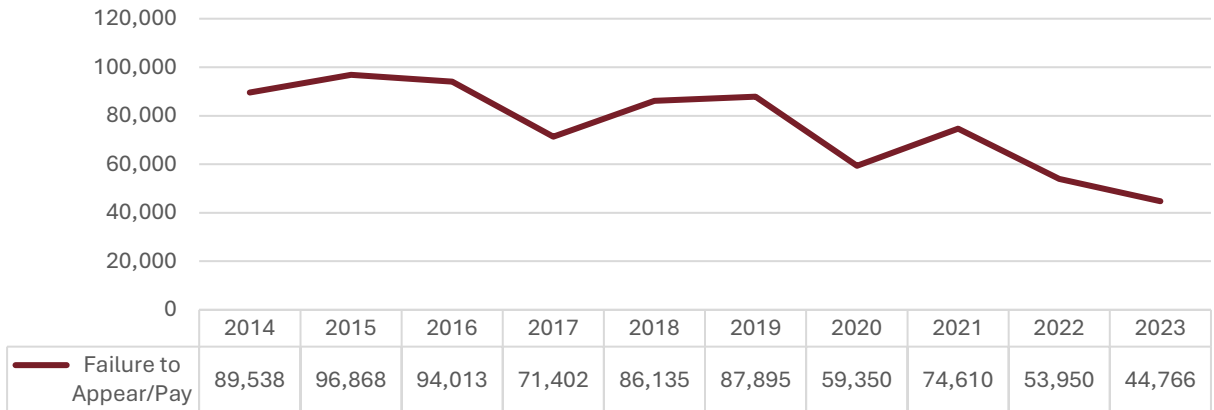


Deferred/Diverted	93,512	106,954	97,019	98,946	93,849	91,868	60,247	64,030	64,980	71,332
-------------------	--------	---------	--------	--------	--------	--------	--------	--------	--------	--------

Deferred/Diverted

2014 to 2018	0.4% Increase in Deferred/Diverted
2019 to 2023	22.4% Decrease in Deferred/Diverted
2014 to 2023	23.7% Decrease in Deferred/Diverted

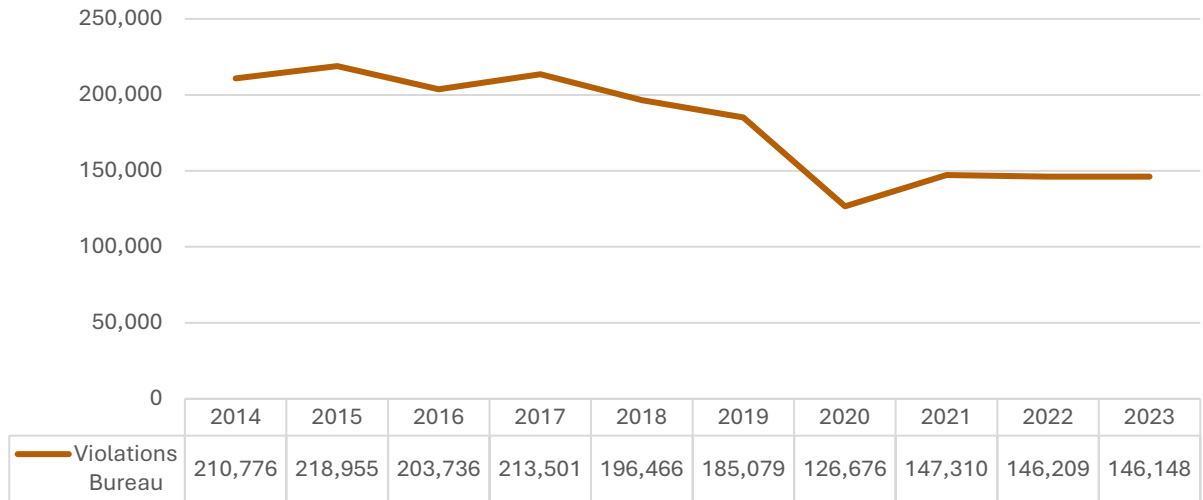
Failure to Appear/Pay



Failure to Appear/Pay

2014 to 2018	3.8% Decrease in Failure to Appear/Pay
2019 to 2023	49.1% Decrease in Failure to Appear/Pay
2014 to 2023	50% Decrease in Failure to Appear/Pay

Violations Bureau



Violations Bureau

2014 to 2018	6.8% Decrease in Violations Bureau
2019 to 2023	21% Decrease in Violations Bureau
2014 to 2023	30.7% Decrease in Violations Bureau

ADDITIONAL JUDICIAL REPORTS

INDIANA SUPREME COURT ANNUAL REPORTS

INDIANA COURT OF APPEALS REPORTS

INDIANA TAX COURT REPORTS



INDIANA SUPREME COURT



Office of Judicial Administration
251 North Illinois Street, Suite 1600
Indianapolis, Indiana 46204
317-232-2542

courts.in.gov