

Indiana Probation Report

HONORED TO SERVE

2022

Summary & Statistics



2022

INDIANA PROBATION REPORT SUMMARY & STATISTICS



THE SUPREME COURT OF INDIANA

The Honorable Loretta H. Rush, Chief Justice
The Honorable Mark S. Massa
The Honorable Geoffrey G. Slaughter
The Honorable Christopher M. Goff
The Honorable Derek R. Molter

Justin P. Forkner, Chief Administrative Officer
Office of Judicial Administration, Suite 1600
251 North Illinois Street
Indianapolis, IN 46204
317-232-2542

COURTS.IN.GOV

TABLE OF CONTENTS

INTRODUCTION.....	1
THE ORGANIZATION AND STRUCTURE OF PROBATION SERVICES IN INDIANA.....	1
HOME DETENTION	2
FUNDING OF PROBATION SERVICES.....	2
SUMMARY OF PROBATION CASELOAD DATA.....	4
SUMMARY OF ANNUAL OPERATIONS REPORT	4
PROBATION REPORT DEFINITIONS.....	5
Probation Abbreviations.....	7
ADULT PROBATION	9
Adult Supervisions Pending ON January 1	9
Adult Supervisions Received	9
Adult Supervisions Disposed	10
Adult Supervisions, Pending After December 31	10
ADULT SUPERVISION METHOD OF DISPOSITION	11
Felony Probation Dispositions – Method of Disposition	11
Misdemeanor Probation Dispositions – Method of Disposition	12
Probation Felony Completed and Revocated percentage.....	13
Probation Misdemeanor Completed and Revocated percentage.....	13
FELONY PROBATION DISPOSITIONS.....	14
Supervisions Disposed by Absconding*	14
Supervisions Disposed by Other.....	14
Supervisions Disposed by Interstate/Intrastate Transfer	15
MISDEMEANOR PROBATION DISPOSITIONS.....	15
Supervisions Disposed by Absconding*	15
Supervisions Disposed by Other.....	16
Supervisions Disposed by Interstate/Intrastate Transfer	16
ADULT SUPERVISION LEVELS	17
Felony Supervision Levels	17
Misdemeanor Supervision Levels.....	17
ADULT SUPERVISIONS AS THE RESULT OF SUBSTANCE ABUSE CONVICTIONS.....	18
Felony Supervisions as the Result of Substance Abuse Convictions.....	18
Misdemeanor Supervisions as the result of Substance Abuse Convictions.....	18
Pre-Sentence Investigations.....	19
JUVENILE PROBATION.....	20
JUVENILE REFERRALS	20
Non-Status and Status Referrals Received	20
Disposition of Juvenile Referrals.....	21

Summary of Juvenile Referral Dispositions.....	21
JUVENILE SUPERVISIONS	22
Summary of Juvenile Supervisions.....	22
Total Supervisions Received & Disposed	22
Juvenile Supervisions Received	23
Interstate/Intrastate Supervisions Received	23
JUVENILE SUPERVISIONS DISPOSITIONS	24
Method of Disposition	24
Completed Probation	24
Committed to IDOC	25
Interstate/Intrastate Transfer Supervisions Disposed	25
Juvenile Supervisions as the Result of Substance Abuse Offenses.....	26
Juvenile Supervisions as the Result of Sex Offenses	26
Completed Predisposition (PDR) & Progress Reports for Juvenile Supervisions...	27
JUVENILE SUPERVISION LEVELS	27
JUVENILE LAW SERVICES REPORT.....	28
Juvenile Delinquency (JD) - Demographics	29
Juvenile Status (JS) – Demographics.....	30
Juvenile Miscellaneous (JM) - Demographics.....	31
2022 Juvenile Law Services Financial Report.....	32
PROBATION PERSONNEL & EXPENSES	33
2022 Probation Personnel.....	33
10-Year Comparison of Probation Personnel	33
2022 Probation Personnel Expenses	33
Probation Personnel Expenses Total.....	34
Average Chief Probation Officer Salary.....	34
Average Probation Officer Salary	34
Restitution by year collected by probation	35
ADDITIONAL JUDICIAL BRANCH REPORTS	36

HISTORY OF NEWTON COUNTY COURTHOUSE

The Newton County Courthouse is located in Kentland, Indiana. Kentland, previously known as Kent, became the county seat of Newton County in April of 1860 and is named in honor of its founder and early developer Alexander J. Kent. Kentland is not centrally located in the county, and there were numerous attempts to relocate the county seat to other communities in the county, but all of these attempts failed.

Newton County constructed its first courthouse in 1861 at the site of the current courthouse. In 1905, the county commissioners decided to build a larger courthouse. The courthouse was designed by Joseph T. Hutton of Hammond, Indiana and was completed in 1906 and remains in use today. The courthouse is a three-story building with a stone foundation, brick walls, terracotta roof, and limestone trim. Its architectural design is Renaissance Revival or also referred to as "Neo-Renaissance." The front façade of the building is distinguished with arched windows on the third floor, a projecting entrance pavilion, and a parapet. This style of architecture was the prevalent style of architecture in the late 19th and early 20th centuries for both public and private buildings in the United States. An example of this style of architecture is the Texas State Capitol in Austin, Texas. The Renaissance Revival style of architecture is inspired by a range of classical Italian style buildings.

Because of the success of the courthouse in Kentland, Hutton was selected as the architect to design the Boone County Courthouse, in Lebanon, Indiana, and two Lake County courthouses. Eric Lund was the contractor for the courthouse, and its original cost was \$30,525. The courthouse was remodeled in 1989 and placed on the National Register of Historic Places in 2008.

Front Cover: Exterior Photo of Newton County Courthouse

Back Cover: Internal Photo of Newton County Courthouse

Photo Credit: Supreme Court Office of Communication, Education and Outreach

INTRODUCTION

Administrative Rule 1(C) of the Indiana Rules of Court requires all probation departments to report to the Indiana Office of Court Services (IOCS) the information required by Ind. Code § 11-13-1-4. IOCS compiles information from these individual reports and publishes the annual Indiana Probation Report. For 2022, this report incorporates the state summary and the individual court and county statistics in one volume. The report contains workload data and an overview of funds expended on probation services in Indiana. Also included within the Probation Report is the Juvenile Law Services Report, which provides demographic and financial information related to juvenile law services provided to delinquent children as required by Ind. Code § 31-31-10-2.

This report provides, in graphic format, a statewide view of the workload of Indiana's probation departments, personnel expenses, and restitution collected over a ten-year period, with the exception of juvenile demographics data which is presented for the year of this publication.

The information compiled in this report would not be possible without the cooperation and contribution of Indiana's probation departments.

THE ORGANIZATION AND STRUCTURE OF PROBATION SERVICES IN INDIANA

Probation services in Indiana fall within the jurisdiction of the judiciary. Probation officers are appointed by a court or division of a court and must maintain state certification.

The Judicial Conference of Indiana (Conference), chaired by the Chief Justice, sets probation administration standards, minimum qualifications, and compensation for Indiana probation officers pursuant to Ind. Code §11-13-1-8. Ind. Code § 36-2-16.5 requires the salary of a probation officer to be fixed by the county, city, or town fiscal body in accordance with the Judicial Conference of Indiana's minimum requirements for probation officer salaries.

In addition, the Conference adopts certain policies, such as probation departments' use of actuarial risk and needs assessments for court-involved adults and juveniles. Probation officers administer the Indiana Youth Assessment System (IYAS) for juveniles and the Indiana Risk Assessment System (IRAS) for adults. These assessments are used to assist courts make detention, pretrial release, dispositional, and sentencing decisions, and help probation officers develop individualized case plans for probationers.

IOCS, staff agency to the Conference, provides probation officer training, administers the probation officer examination, certifies probation officers, and administers the IYAS and IRAS training and certification processes.

The Conference also administers, through IOCS, the Interstate Compact for the transfer of supervision of adult and juvenile probationers in and out of Indiana and serves as the intermediary for the return of juvenile runaways, absconders, and escapees. In 2022, 1,193 adult felony and misdemeanor and 40 juvenile probationers transferred into Indiana under the interstate transfer program. There were 1,335 adult felony and misdemeanor probationers, and 57 juvenile probationers transferred out of Indiana under the interstate transfer program.

HOME DETENTION

Since 1988, Ind. Code § 35-38-2.5 has authorized Indiana trial courts to order home detention as a condition of probation. A trial court may order the probation department or a community corrections program to supervise individuals on home detention, either with or without electronic monitoring. Home detention supervision is reported as “Other” supervisions for purposes of this report and is included in the aggregate supervisions in this volume. Statute requires that persons ordered to home detention pay a home detention fee. Ind. Code §35-38-2.5-6.

Ind. Code §11-13-1-4 previously required an annual Home Detention Report that would provide additional information on this supervision status, but this requirement was removed effective July 1, 2022.

FUNDING OF PROBATION SERVICES

As with other trial court operations, local county revenues, derived primarily through property taxes, fund probation services. Depending on the size of the county and budget, many courts include the court’s probation operating expenses within the court’s operations budget. In the more populous counties where the probation departments are larger, the probation department prepares a separate budget for the local funding authority. Counties that have established and maintain juvenile detention facilities reflect this expenditure as a probation expense.

Probation user fees provide another significant funding source for probation services. The user fees are paid by probationers as a condition of probation and are primarily used by the courts to provide probation services. This report includes probation personnel positions,

range of compensation, and other probation expenditures reported by probation departments.

Because many counties do not have a separate probation budget, non-personnel expenditures are absorbed within the court's expenditures, making it impossible to derive a complete picture of all probation-related expenditures.

Probation officers and staff constitute the largest segment of trial court personnel in Indiana. During 2022, approximately 1,504 certified probation officers and approximately 499 other employees provided probation services throughout Indiana as reported to IOCS.

SUMMARY OF PROBATION CASELOAD DATA

Beginning in 1996, Indiana's probation departments began mandatory use of a probation supervision classification and workload measures system. This report reflects the supervision levels of probationers up to December 31, 2022.

The probation caseload data and financial statistics in this report was submitted to IOCS either on a quarterly, semi-annual, or annual basis. This report presents the number of adult and juvenile supervisions pending at the beginning and end of the calendar year, the total number and type of supervisions and referrals received during the calendar year, and the total number and method of disposition of supervisions and referrals closed during the reporting year. The number of supervisions reflects the actual number of people (not cases) on probation at the end of the period/ year.

In 2022, there was an overall increase of 4.0% in the number of new probation supervisions:

- misdemeanor supervisions increased by 0.9%,
- felony supervisions increased by 6.7%, and
- juvenile supervisions decreased by 5.8%.

Along with the increase in the number of new supervisions received in 2022, the total number of supervisions pending at the end of the year also increased from 2021. At the end of 2022, Indiana probation departments were supervising 109,650 adults and juveniles, an increase of 1.9% from the previous year.

SUMMARY OF ANNUAL OPERATIONS REPORT

All probation departments throughout Indiana submit an annual operations report to IOCS annually. Submissions received by trial court probation departments indicate \$96,814,570 was spent on the salaries of probation officers and other probation staff. The salary expenditure by the city and town court probation departments was an additional \$1,653,584. These amounts were partially offset by the collection of probation user fees reported in the annual Revenue report. In 2022, \$11,19,453 was collected statewide in adult probation user fees and \$315,848 in juvenile user fees, for a total of \$11,510,301.

Many probationers are ordered to pay restitution as a condition of probation. These funds are collected and distributed to the appropriate recipient by the clerk's office or the probation department. In 2022, probationers paid \$6,532,597 in restitution.

PROBATION REPORT DEFINITIONS

The following definitions will be used throughout the 2022 Indiana Probation Report:

Absconded: Persons who have left the jurisdiction of the court without proper authorization or are noncompliant with probation reporting requirements

CHINS (Child in Need of Services): Cases in which a child is alleged to be “in need of services” because the child's physical or mental condition is seriously impaired or endangered due to the inability, refusal, or neglect of the child's parent, guardian, or custodian to supply the child with necessary food, clothing, shelter, medical care, education, supervision (Ind. Cod § 31-34-1-1,) or any of the other circumstances in which a child is alleged to be a CHINS as outlined in Ind. Code § 31-34-1-2 through Ind. Code § 31-34-1-16.

Delinquent or Non-Status Delinquent: A child who has allegedly committed an offense prior to attaining 18 years of age that would be considered an offense if committed by an adult (Ind. Code § 31-37-1-1).

Informal Adjustment: A program for an alleged delinquent youth that directs specific services to help the youth prior to adjudication. Successful completion of the program would result in no petition being filed or dismissal of a pending petition. The informal adjustment program may not exceed six months.

Interstate Accepted: Persons accepted for supervision from other states through the Interstate Compact (Ind. Code § 11-13-4.5).

Intrastate Accepted: Persons accepted for supervision from other counties within Indiana.

Post-Sentence Supervisions: Persons ordered to supervision after conviction as part of sentencing. Post-sentence supervisions represent convictions where the entire sentence is suspended to probation only (as opposed to a period of incarceration followed by probation). Pursuant to Ind. Code § 35-38-2.6-3, this category includes placement in a community correction program as an alternative to commitment to the Indiana Department of Correction (IDOC), subject to residential bed or electronic monitoring unit availability.

Predispositional Report (PDR): Upon a finding by a court that a child is a delinquent child, Ind. Code § 31-37-17-1 requires a probation officer or caseworker to complete a predispositional report. Predispositional reports contain (1) a statement of the needs of the child for care, treatment, rehabilitation, or placement; and (2) a recommendation for the care, treatment, rehabilitation, or placement of the child.

Preliminary Inquiry: Ind. Code § 31-37-8-2 outlines the content of the preliminary inquiry, which is an informal investigation into the facts and circumstances of a child who is believed to have committed a delinquent act to aid in determining whether further action is required in the interests of the public or the child as outlined in Ind. Code § 31-37-8-1.

Presentence Investigation (PSI): Except as provided in Ind. Code § 35-38-1-8(c), a defendant convicted of a felony may not be sentenced before a written presentence investigation report is prepared by a probation officer and considered by the sentencing court. The PSI reports contain information regarding the commission of the offense, the defendant's criminal, social, employment, family, economic, education, and personal histories. The PSI report also includes information regarding the victim of the offense.

Referral: An allegation of juvenile misconduct from the police, parents, school, commercial businesses, or other adults. Examples of referrals include police reports of juvenile misconduct, complaints of incorrigibility by a parent, truancy reports from a school, or allegations of misconduct by a neighbor.

Split-Sentence Supervisions: Persons ordered under supervision after serving a commitment to IDOC or a local facility. These cases are not counted as probation supervisions until the convicted person is released from incarceration and supervised by a probation department. The category includes any sentence that is a combination of confinement and probation and typically involves felony convictions rather than misdemeanors, although some misdemeanor convictions will result in split sentences. The key to this category is that the sentence involves commitment in a secure facility, such as IDOC, county jail, community corrections facilities, and rehabilitation units, followed by a probation term.

Status Delinquent: A juvenile who is charged with committing an act that would not be considered a crime if committed by an adult, such as truancy, incorrigibility, violations of curfew, and violations of Ind. Code § 7.1-5-7 (minors and alcoholic beverages) (see Ind. Code § 31-37-2-2 through Ind. Code § 31-37-2-7).

Supervision in Lieu of Prosecution: If a court determines that supervision is a better alternative to prosecution for a crime (misdemeanors or infractions), which may include court-ordered treatment, the probation department will report the supervision in this category. There must be a court order before any supervision is reported in this category. Ind. Code § 12-23-5-1 permits this type of supervision when the court "takes judicial notice of the fact that proper early intervention, medical, advisory or rehabilitative treatment of the defendant is likely to decrease the defendant's tendency to engage in antisocial behavior."

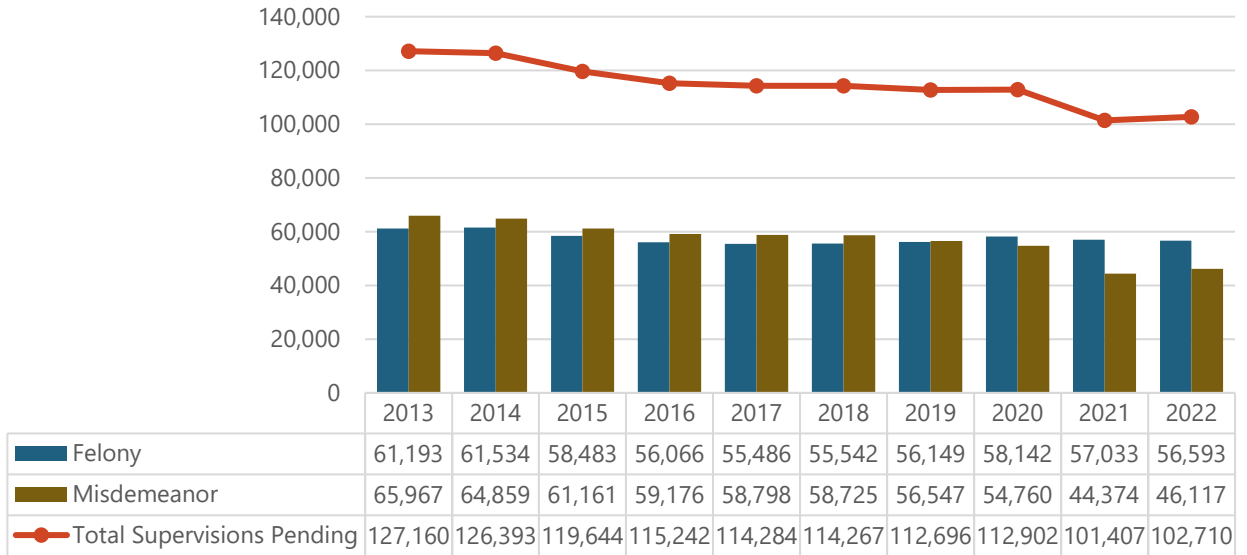
PROBATION REPORT ABBREVIATIONS

Probation	Abbreviation	Term
Adult Felony and Misdemeanor	Absconded	Absconded and/or Warrant Active
	In Lieu of Prosecution	Supervision in Lieu of Prosecution
	Interstate	Interstate Accepted (from another state)
	Intrastate	Intrastate Accepted (from another county in Indiana)
	Other	Other Closed Supervisions
	Post	Post-Sentence Supervision
	Pre	Pre-Trial Supervision
	Probation Completed	Discharged
	Revoke New Offense	Revoked Because of New Offense
	Revoke New Violation	Revoked Because of New Violation
	Split	Split-Sentence Supervision
	Withheld	Judgment Withheld
Juvenile Referral	Another Agency	Preliminary Inquiry with Recommendation to Refer to Another Agency or County
	Dismiss	Preliminary Inquiry with Recommendation to Dismiss
	File Petition	Preliminary Inquiry with Recommendation to File Petition
	Informal Adjustment	Preliminary Inquiry with Recommendation for Informal Adjustment
	Non-Status Delinq	Non-Status Delinquent
	Other (Incoming)	Other Referrals, primarily Child in Need of Services
	Other (Method of Disposition)	Other Disposition of Referral

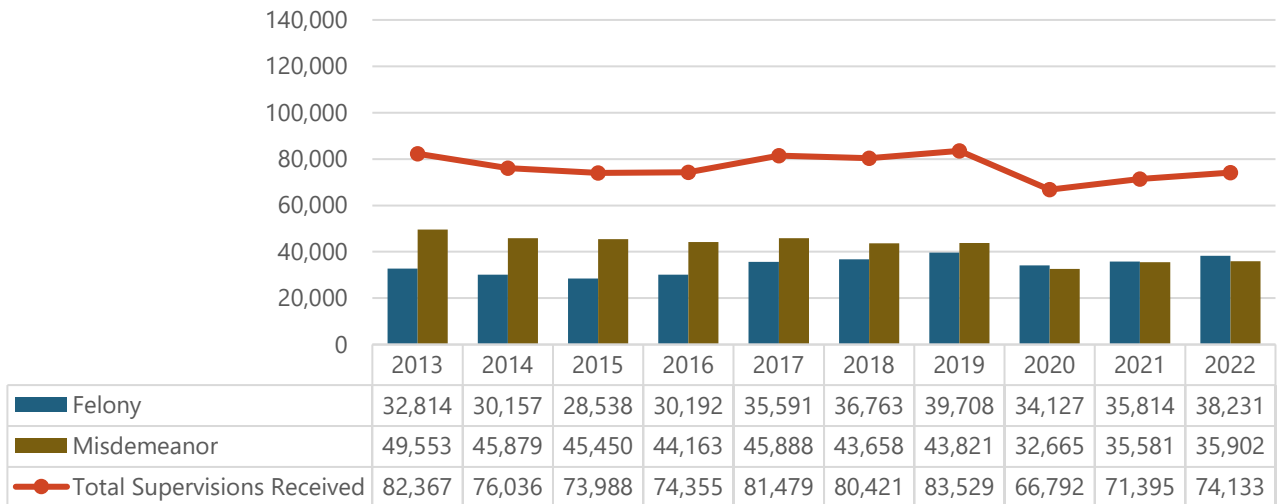
Probation	Abbreviation	Term
	Status Delinq	Status Delinquent
	Waiver	Preliminary Inquiry with Recommendation for Waiver
Juvenile Supervisions		
	Absconded	Absconded and/or Warrant Active
	Probation Completed	Discharged (Closed Supervision)
	IDOC New Offense	Modified & Committed to Correctional Facility (IDOC) (New Offense)
	IDOC Technical Violation	Modified & Committed to Correctional Facility (IDOC) (Technical Violation)
	In-State New Off	Modified and Placed in an In-State Residential Facility (New Offense)
	In-State Tech Viol	Modified and Placed in an In-State Residential Facility (Technical Violation)
	Interstate	Interstate Accepted (from another state)
	Intrastate	Intrastate Accepted (from another county in Indiana)
	New Offense	Removed from Supervision Because of New Offense
	Non-St Delinq	Post Adjudication or Informal Adjustment Non-Status Delinquent
	Other (Incoming)	Other Supervisions Received
	Other Closed	Other Closed Supervisions
	Out-State New Off	Modified and Placed in an Out-of-State Facility (New Offense)
	Out-State Tech Viol	Modified and Placed in an Out-of-State Facility (Technical Violation)
	Stand Sup	Standard Supervision
	Status Delinq	Post Adjudication or Informal Adjustment Status Delinquent
	Trans Program	Placed in Community Transition Program (Actively Providing Services)

ADULT PROBATION

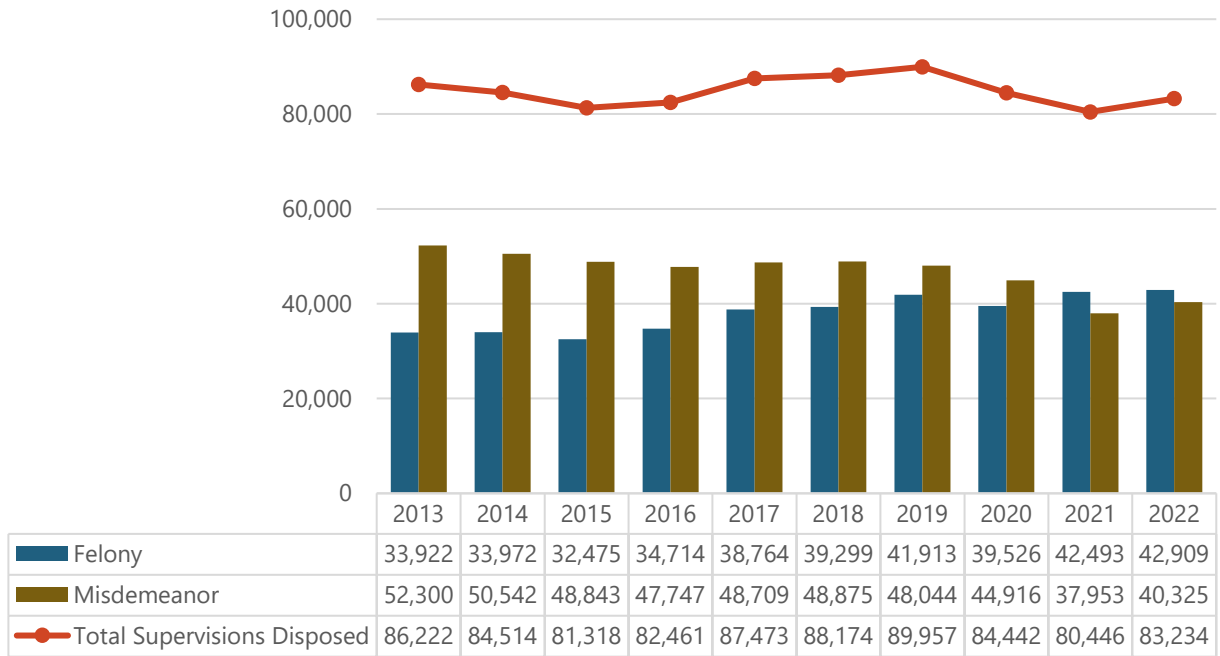
ADULT SUPERVISIONS PENDING ON JANUARY 1



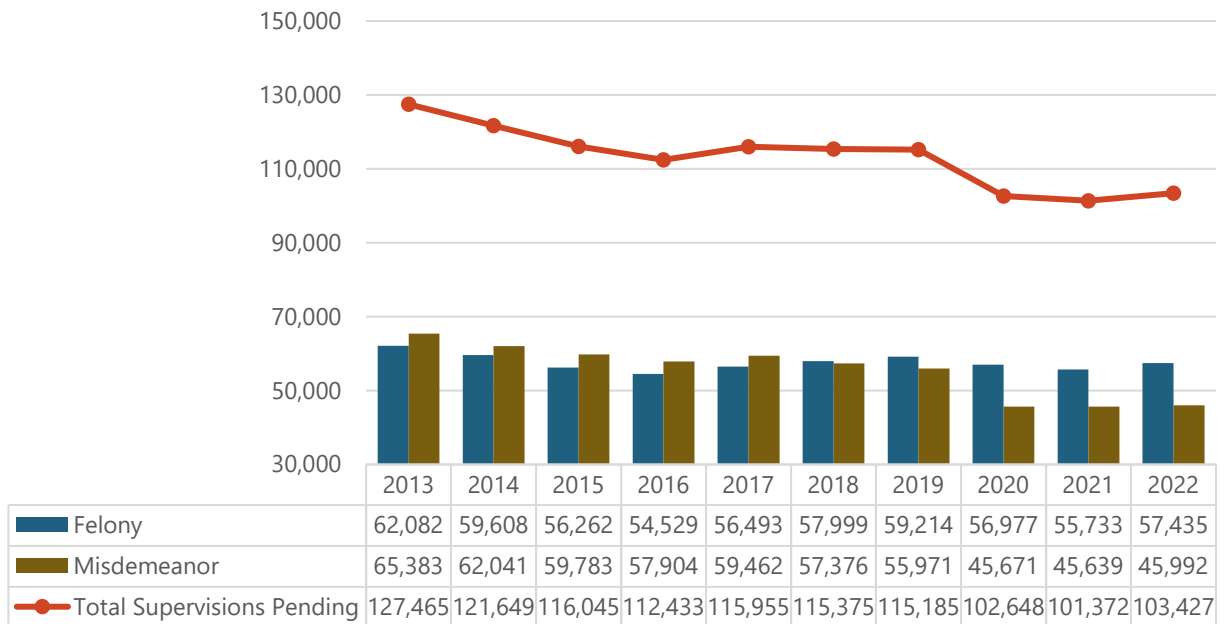
ADULT SUPERVISIONS RECEIVED



ADULT SUPERVISIONS DISPOSED

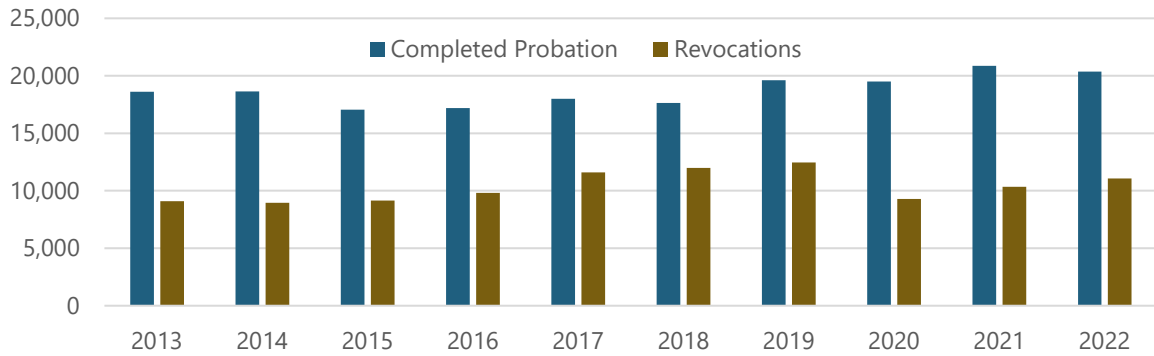


ADULT SUPERVISIONS, PENDING AFTER DECEMBER 31



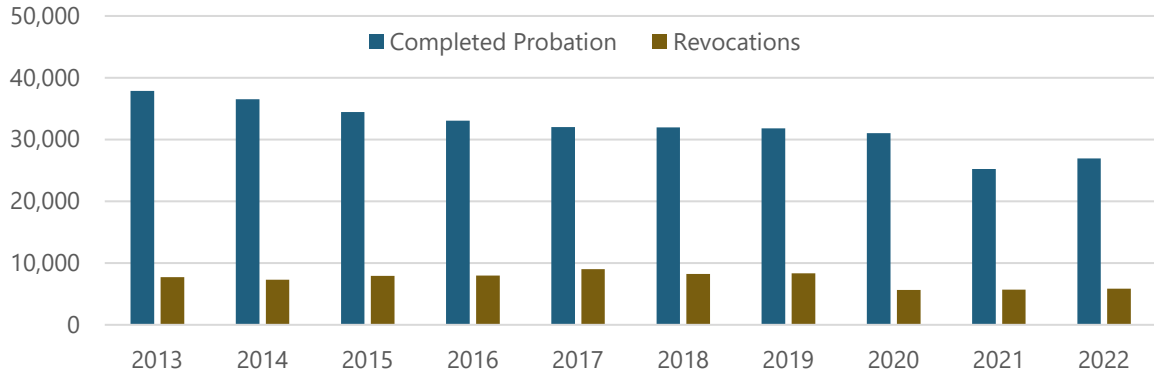
ADULT SUPERVISION METHOD OF DISPOSITION

FELONY PROBATION DISPOSITIONS – METHOD OF DISPOSITION



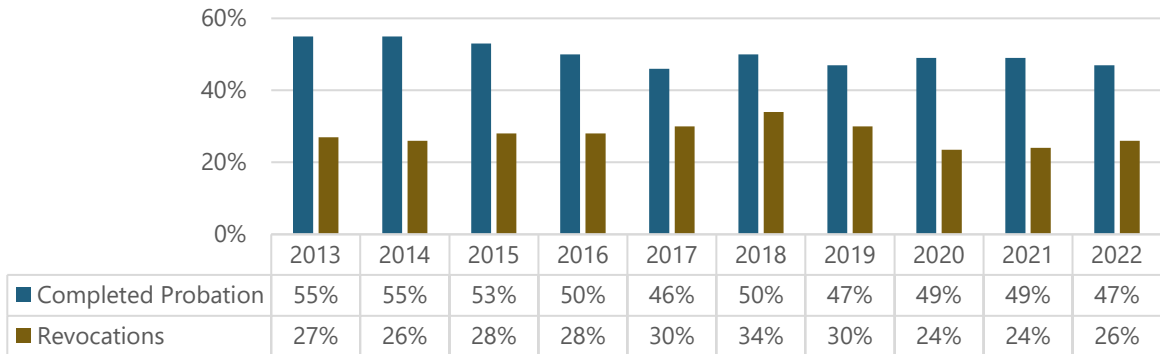
	2013	2014	2015	2016	2017	2018	2019	2020	2021	2022
Completed Probation	18,623	18,647	17,055	17,196	17,998	17,650	19,624	19,513	20,853	20,363
Revocations										
New Offense	4,591	4,346	4,331	4,669	5,475	5,815	6,064	4,789	5,435	5,875
Technical	4,506	4,613	4,819	5,153	6,132	6,183	6,389	4,508	4,905	5,191
Total Revocations	9,097	8,959	9,150	9,822	11,607	11,998	12,453	9,297	10,340	11,066
Absconded	2,962	2,921	2,827	2,909	4,021	4,451	4,471	4,540	4,941	5,373
Other	3,240	3,445	3,443	4,787	5,138	5,200	5,365	6,176	6,359	6,107
Total Dispositions	33,922	33,972	32,475	34,714	38,764	39,299	41,913	39,526	42,493	42,909

MISDEMEANOR PROBATION DISPOSITIONS – METHOD OF DISPOSITION

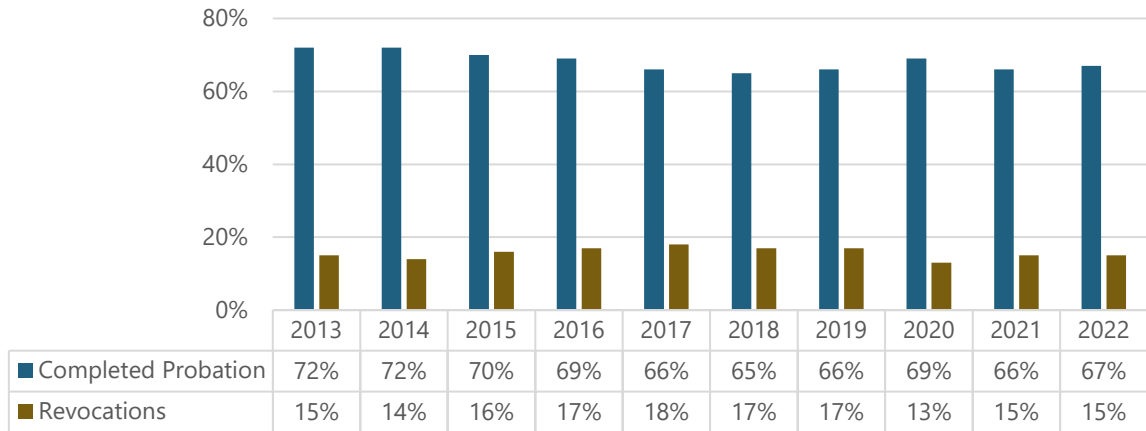


	2013	2014	2015	2016	2017	2018	2019	2020	2021	2022
Completed Probation	37,855	36,513	34,427	33,060	32,019	31,973	31,799	31,029	25,230	26,933
Revocations										
New Offense	3,699	3,583	3,300	3,343	3,627	4,140	3,889	2,780	2,851	2,989
Technical	4,086	4,131	4,002	4,607	4,326	4,849	4,362	2,863	2,862	2,885
Total Revocations	7,785	7,714	7,302	7,950	7,953	8,989	8,251	5,643	5,713	5,874
Absconded	4,269	4,088	3,894	3,872	4,178	4,669	4,760	3,869	4,000	3,727
Other	2,474	2,643	2,833	2,594	2,556	3,032	3,891	4,375	3,010	3,791
Total Dispositions	54,988	52,300	50,542	48,843	47,747	48,709	48,875	44,916	37,953	40,325

PROBATION FELONY COMPLETED AND REVOCATED PERCENTAGE

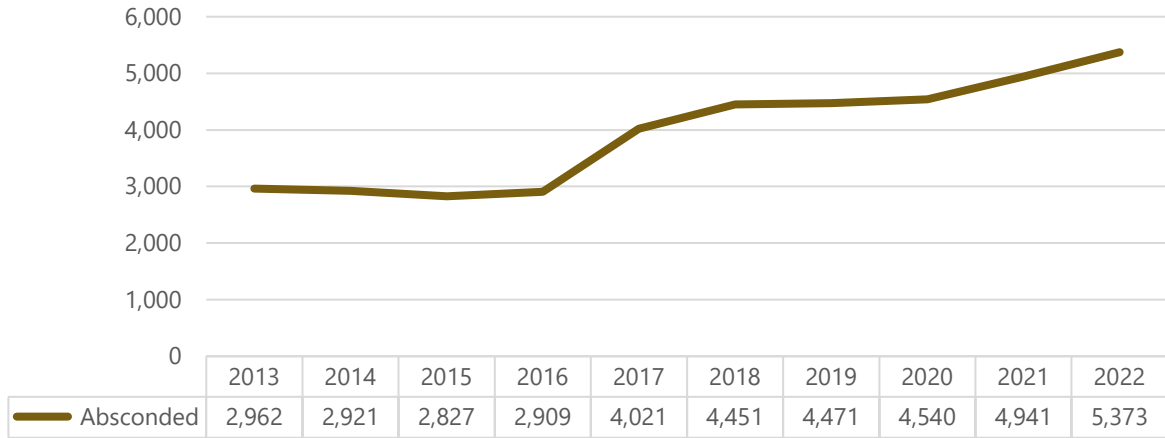


PROBATION MISDEMEANOR COMPLETED AND REVOCATED PERCENTAGE



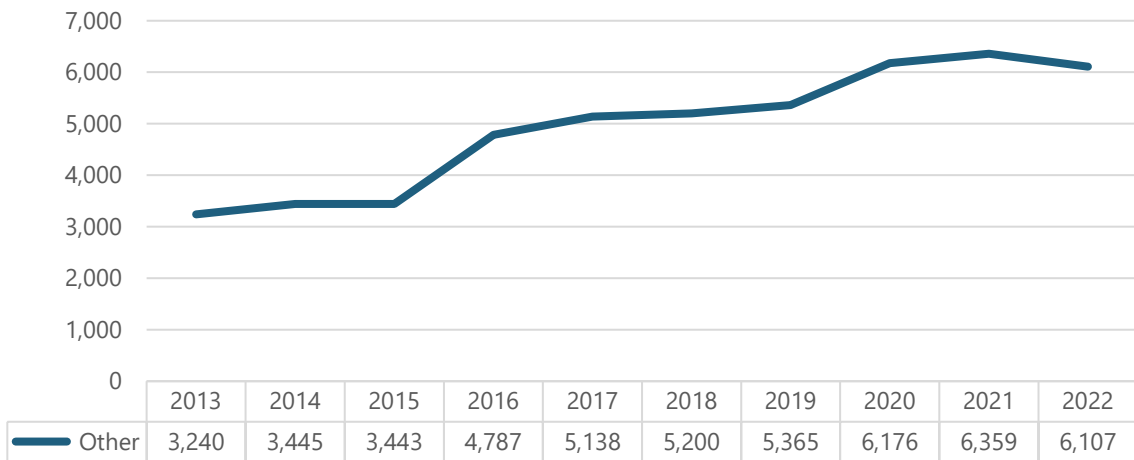
FELONY PROBATION DISPOSITIONS

SUPERVISIONS DISPOSED BY ABSCONDING*

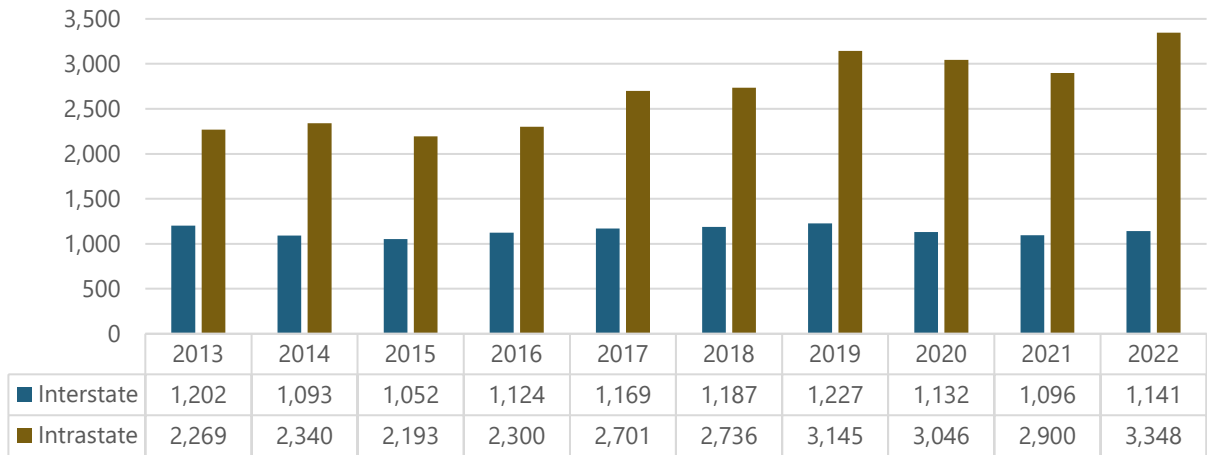


*Persons who have left the jurisdiction of the court without proper authorization and whose whereabouts are currently unknown or who are noncompliant with probation reporting requirements.

SUPERVISIONS DISPOSED BY OTHER

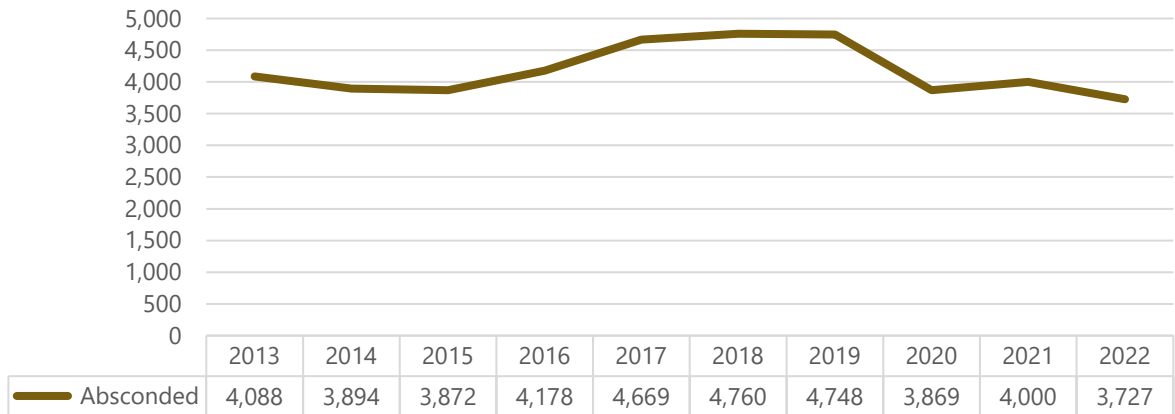


SUPERVISIONS DISPOSED BY INTERSTATE/INTRASTATE TRANSFER



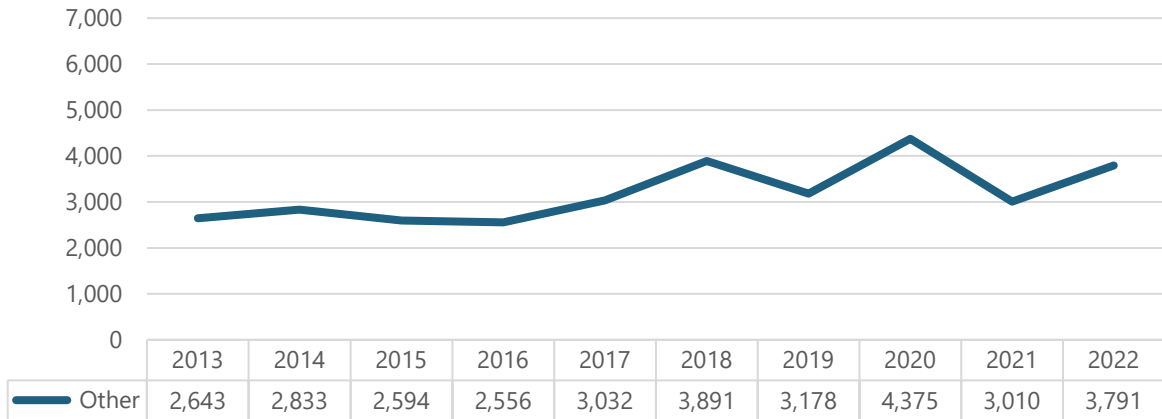
MISDEMEANOR PROBATION DISPOSITIONS

SUPERVISIONS DISPOSED BY ABSCONDING*

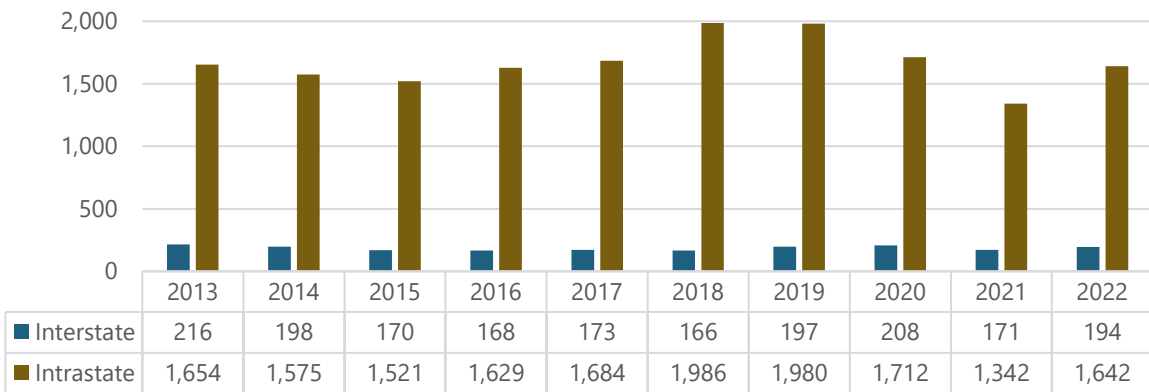


*Persons who have left the jurisdiction of the court without proper authorization and whose whereabouts are currently unknown or who are noncompliant with probation reporting requirements.

SUPERVISIONS DISPOSED BY OTHER



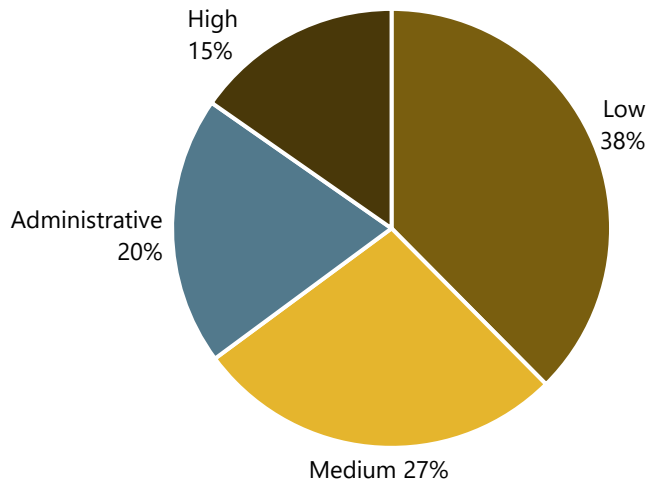
SUPERVISIONS DISPOSED BY INTERSTATE/INTRASTATE TRANSFER



ADULT SUPERVISION LEVELS

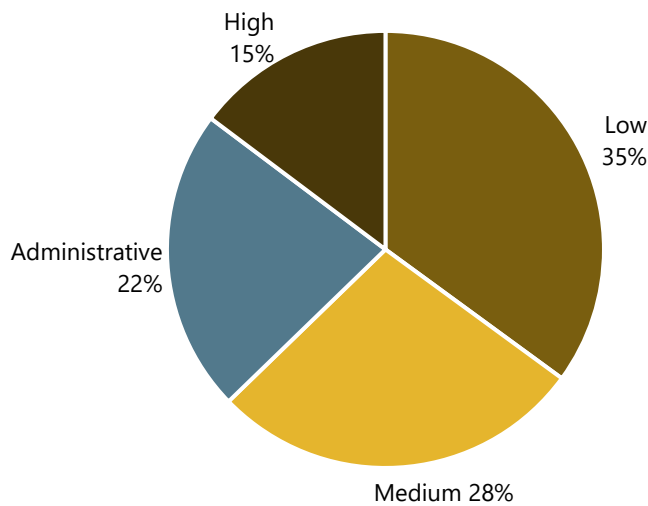
Probationers are assigned to a high, medium, or low supervision level based in part on the relative risk of committing a new offense while on probation identified by the IRAS. Local probation policy also require consideration of other relevant factors to determine an individual probationer’s ultimate supervision level. Probationers not assigned a supervision level are counted in the administrative category for statistical purposes only.

FELONY SUPERVISION LEVELS



Felony Supervision Levels	
High	11,029
Medium	19,687
Low	27,084
Administrative	14,283
Total	72,083

MISDEMEANOR SUPERVISION LEVELS

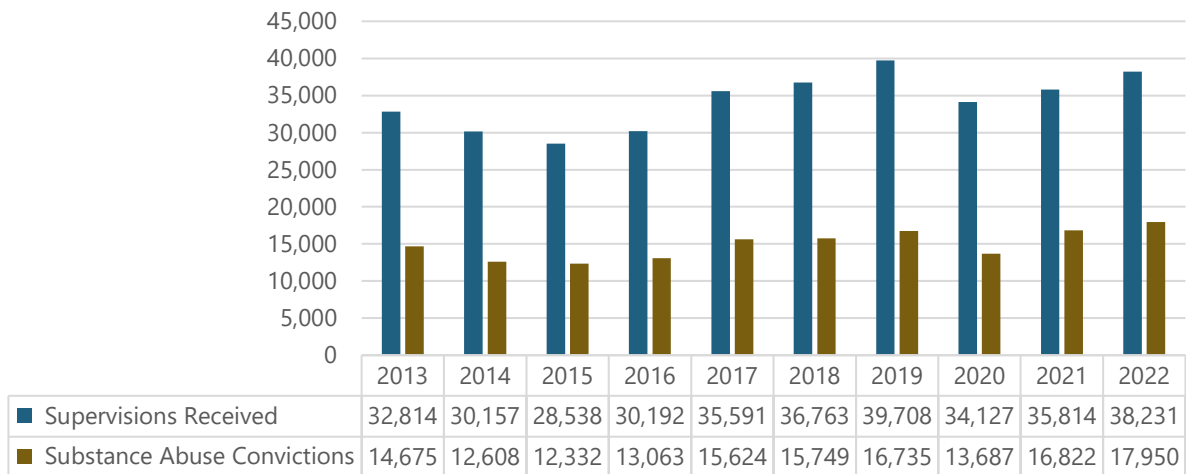


Misdemeanor Supervision Levels	
High	3,594
Medium	6,750
Low	8,538
Administrative	5,481
Total	24,263

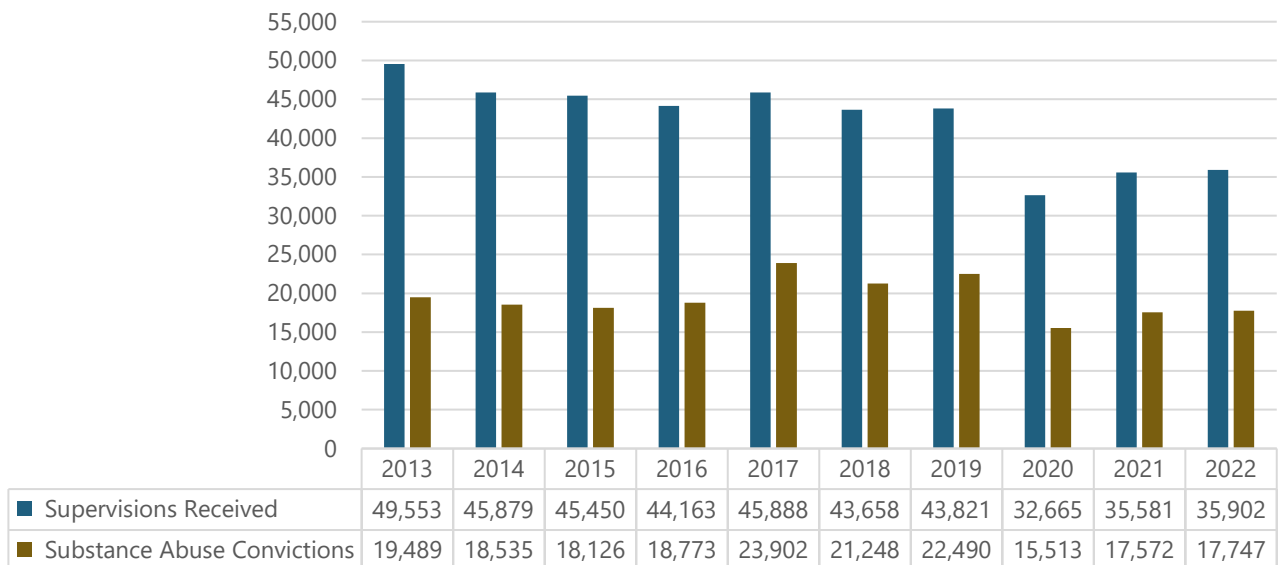
ADULT SUPERVISIONS AS THE RESULT OF SUBSTANCE ABUSE CONVICTIONS

From the total number of supervisions received during the reporting period, the probation department reported how many supervisions were based on adjudications for offenses that involve illegal/illicit substances. Examples of this conviction may include, furnishing alcohol to a minor, dealing in paraphernalia, and/or public intoxication. A list of substance abuse offenses can be found in the [Probation Quarterly Reports Guide](#).

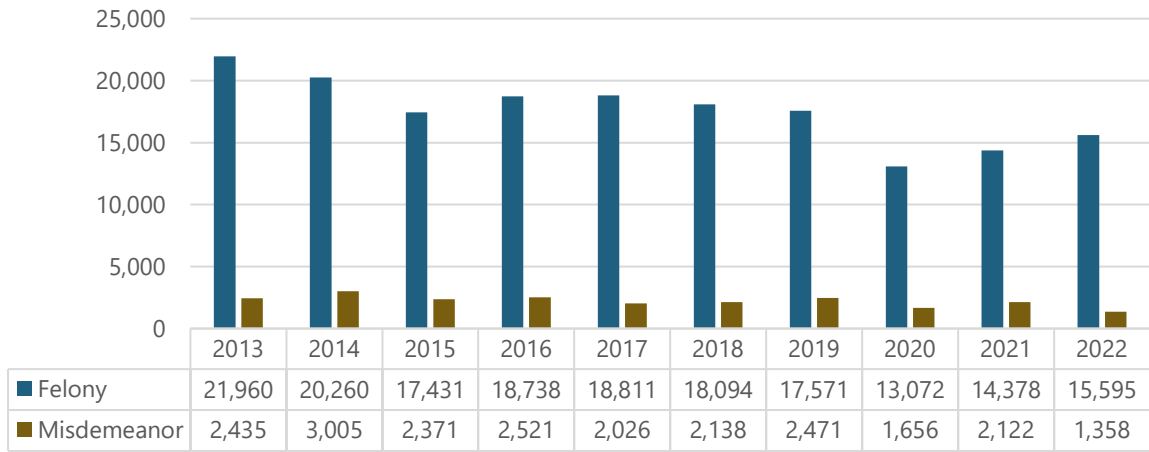
FELONY SUPERVISIONS AS THE RESULT OF SUBSTANCE ABUSE CONVICTIONS



MISDEMEANOR SUPERVISIONS AS THE RESULT OF SUBSTANCE ABUSE CONVICTIONS



PRE-SENTENCE INVESTIGATIONS

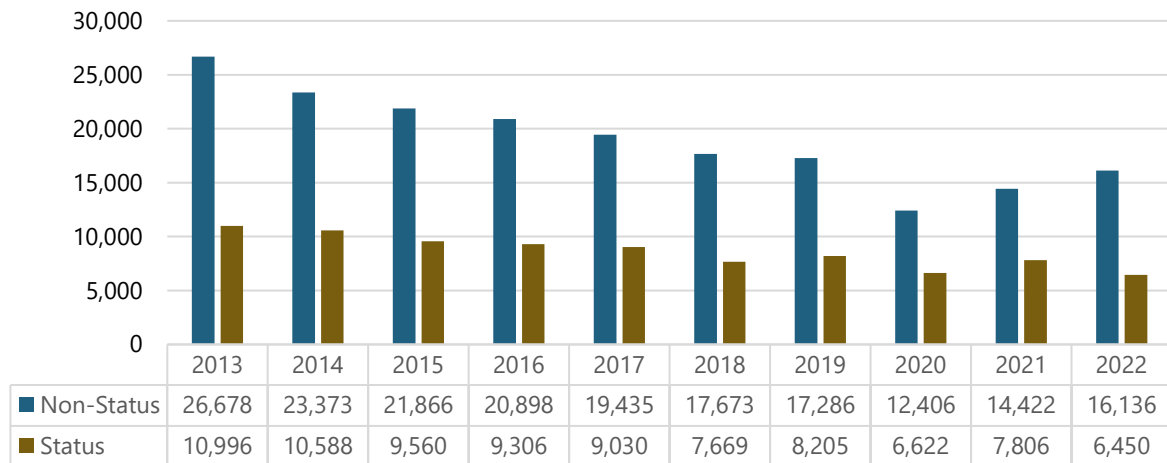


JUVENILE PROBATION

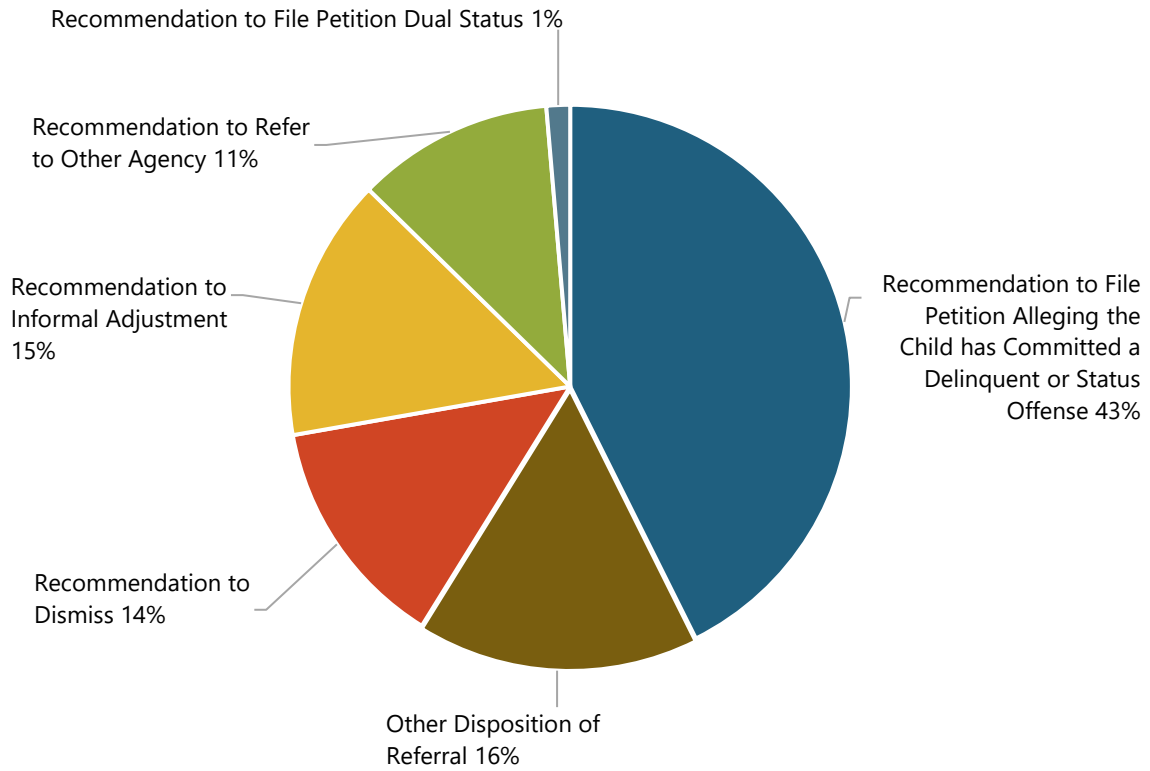
JUVENILE REFERRALS

	Pending 1/1/22	Referrals Received	Referrals Disposed	Pending 12/31/22
Non-Status Delinquent	4,798	16,136	15,577	5,357
Status Delinquent	2,270	6,450	6,182	2,538
Other	24	1	22	3
Total	7,092	22,587	21,781	7,898

NON-STATUS AND STATUS REFERRALS RECEIVED

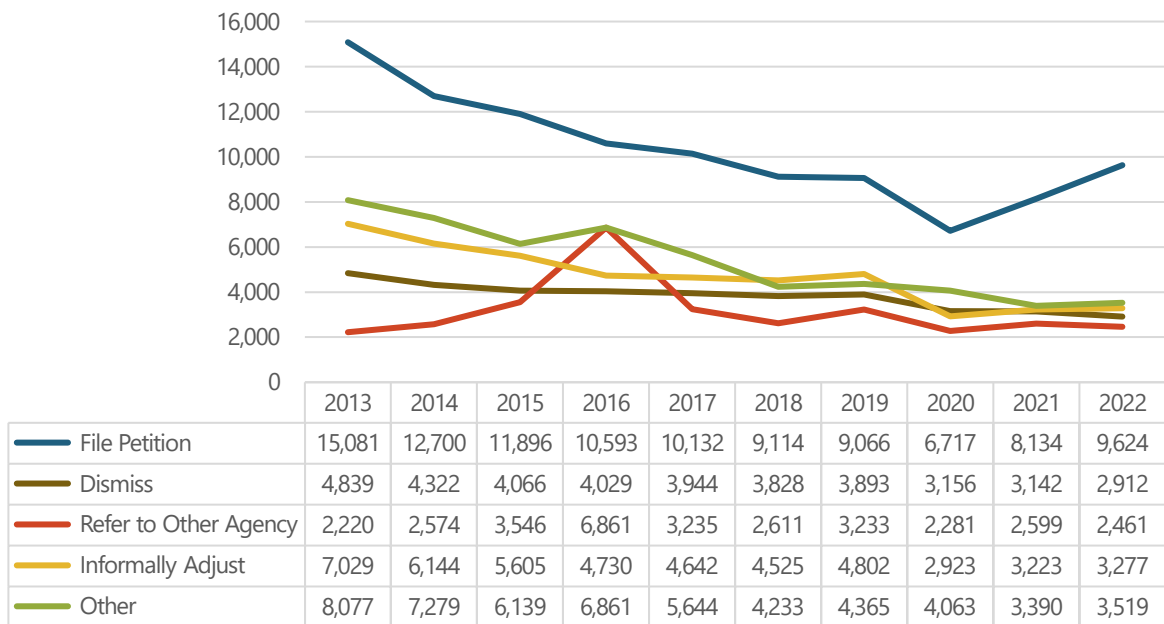


DISPOSITION OF JUVENILE REFERRALS



*Recommendation for Waiver percentage too low to be shown on chart.

SUMMARY OF JUVENILE REFERRAL DISPOSITIONS

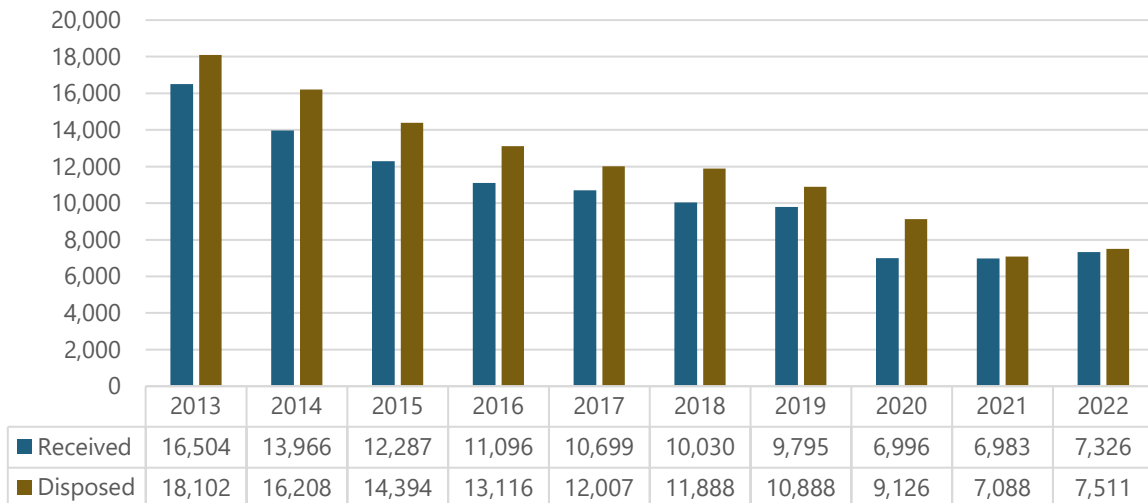


JUVENILE SUPERVISIONS

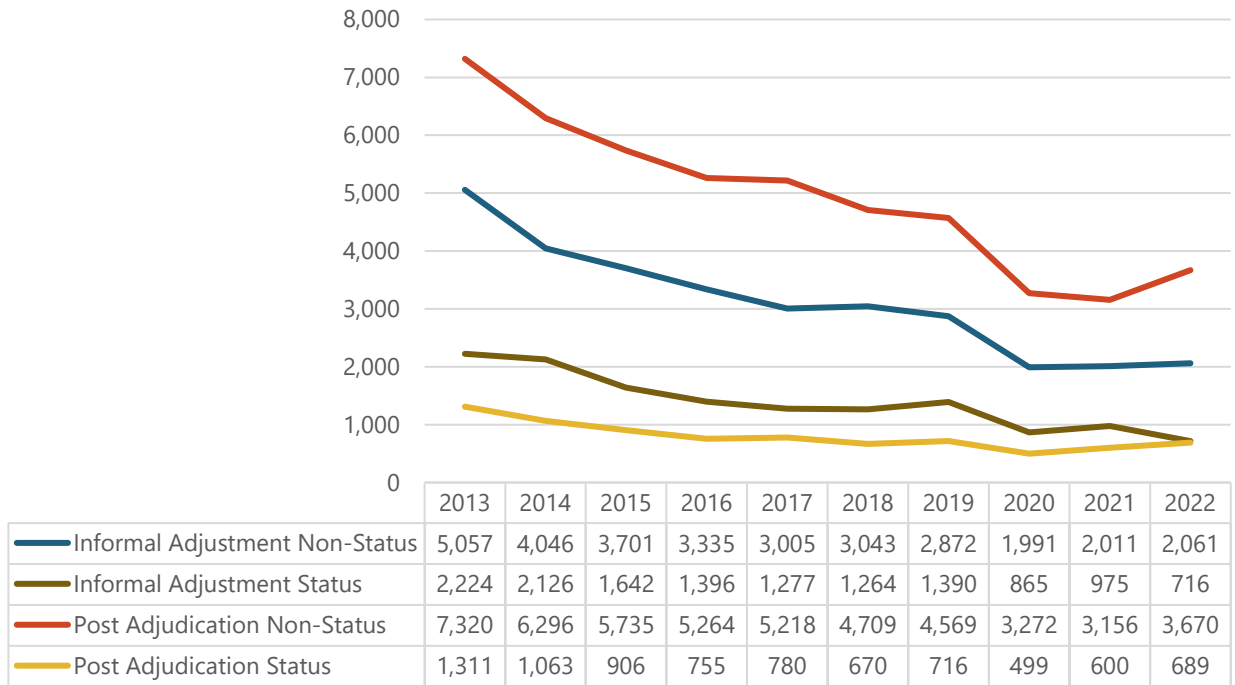
SUMMARY OF JUVENILE SUPERVISIONS

	Pending 1/1/22	Supervisions Received	Supervisions Reopened	Supervisions Disposed	Pending 12/31/22
Informal Adjustment					
Non-Status Delinquent	1,183	2,061	6	2,135	1,115
Status Delinquent	446	716	1	810	353
Post-Adjudication Supervision					
Non-Status Delinquent	3,176	3,670	152	3,610	3,388
Status Delinquent	516	689	35	648	592
Intra/Inter State Supervisions					
Intrastate Accepted	56	58	0	69	45
Interstate Accepted	51	40	2	57	36
Other	769	92	15	182	694
Total Supervisions	6,197	7,326	211	7,511	6,223

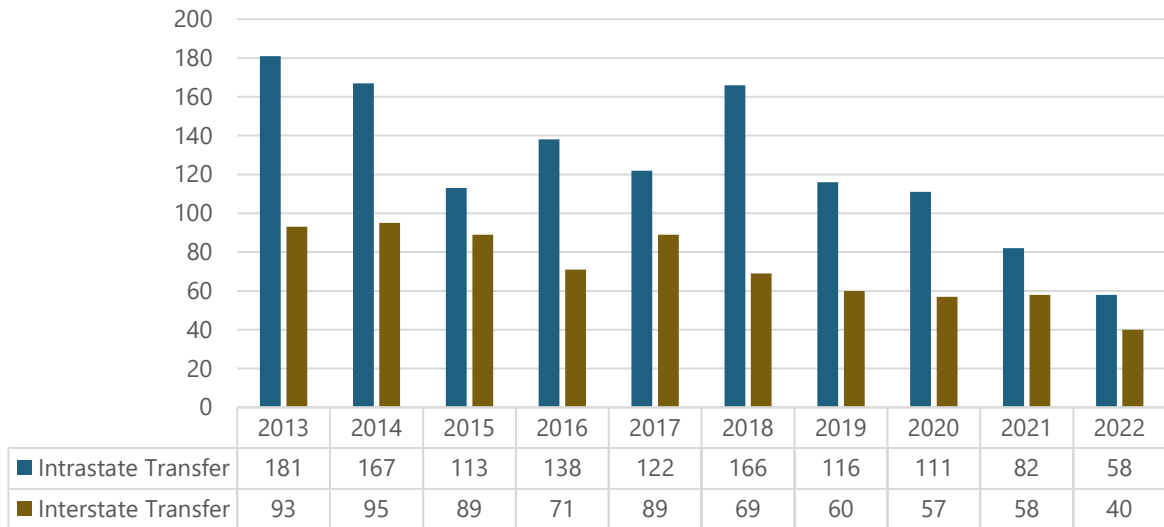
TOTAL SUPERVISIONS RECEIVED & DISPOSED



JUVENILE SUPERVISIONS RECEIVED

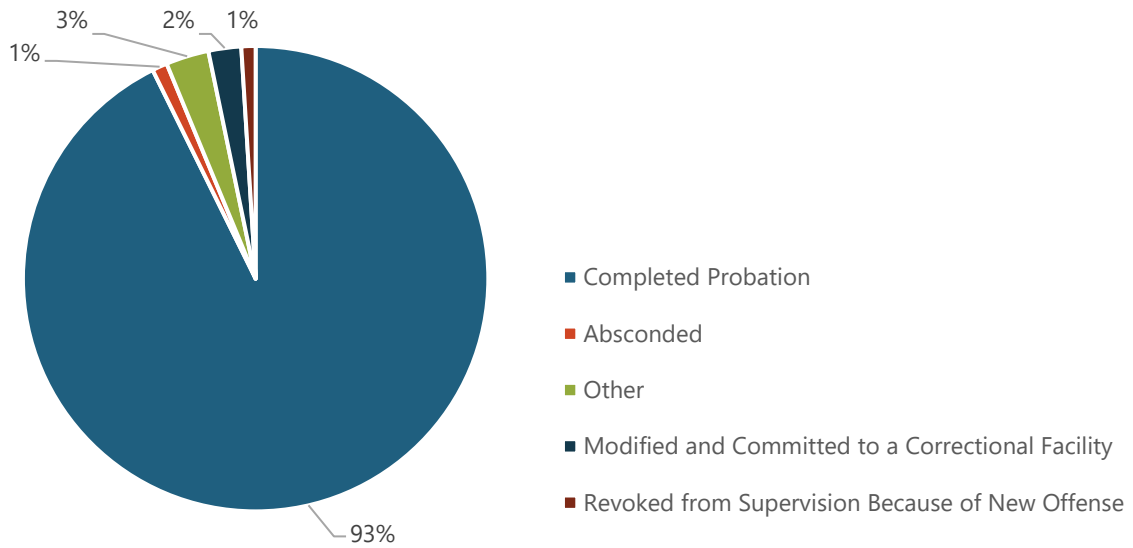


INTERSTATE/INTRASTATE SUPERVISIONS RECEIVED

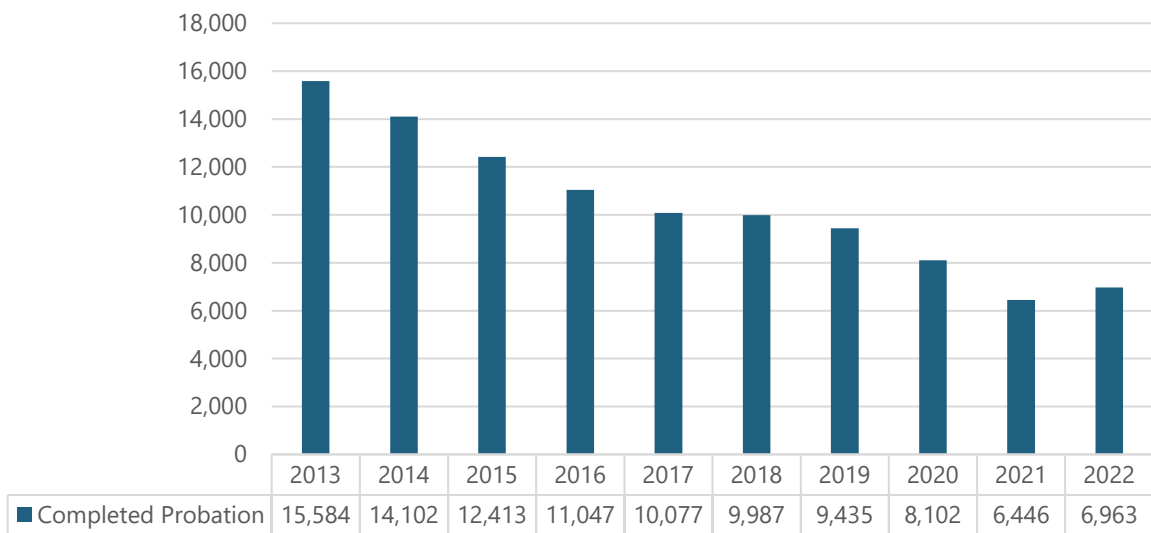


JUVENILE SUPERVISIONS DISPOSITIONS

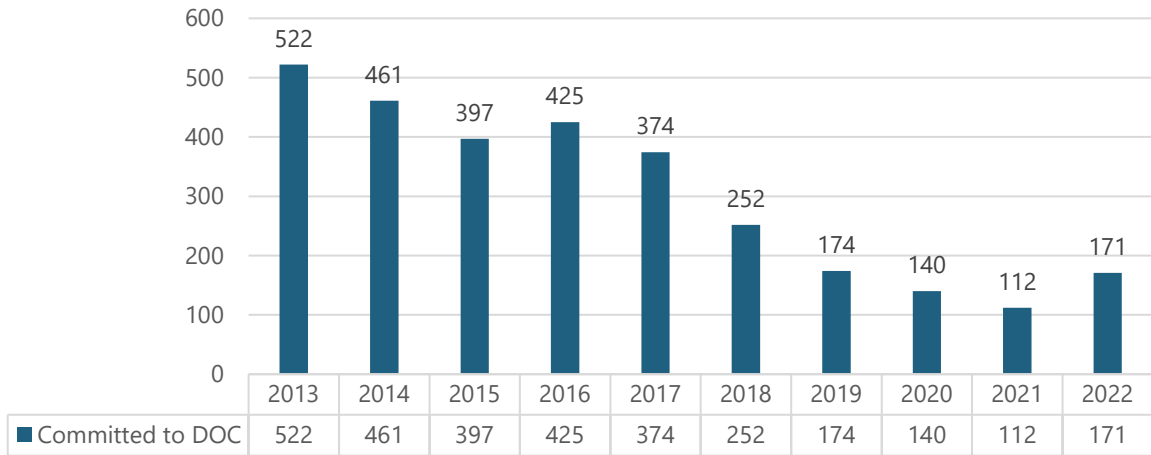
METHOD OF DISPOSITION



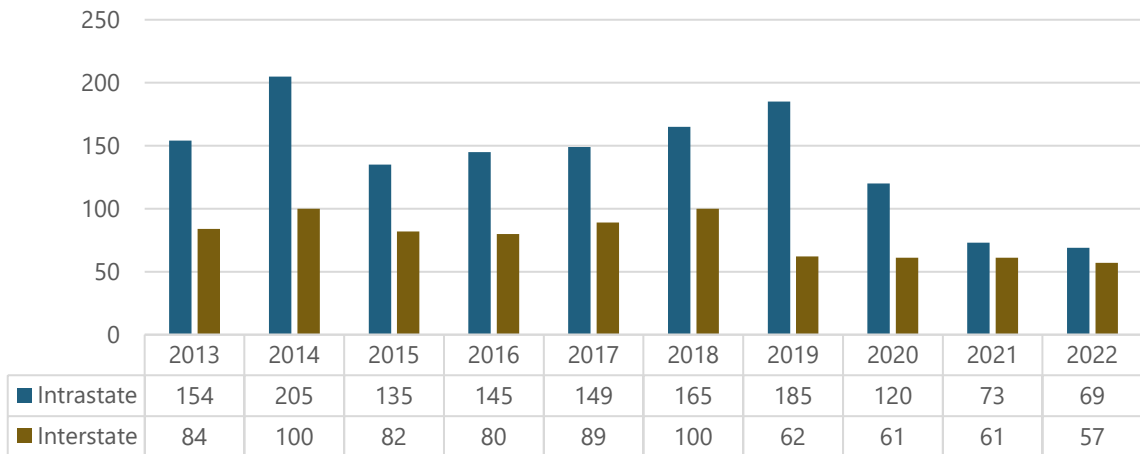
COMPLETED PROBATION



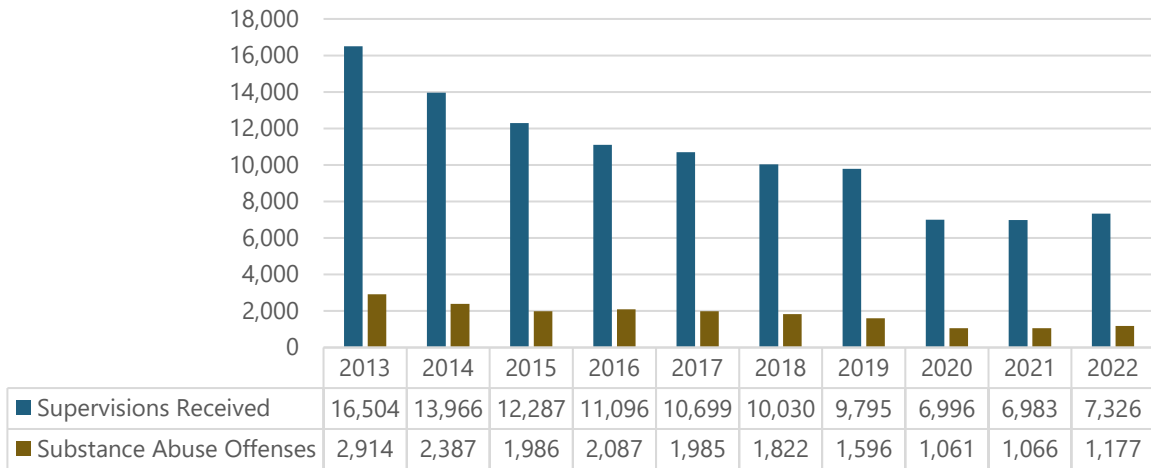
COMMITTED TO IDOC



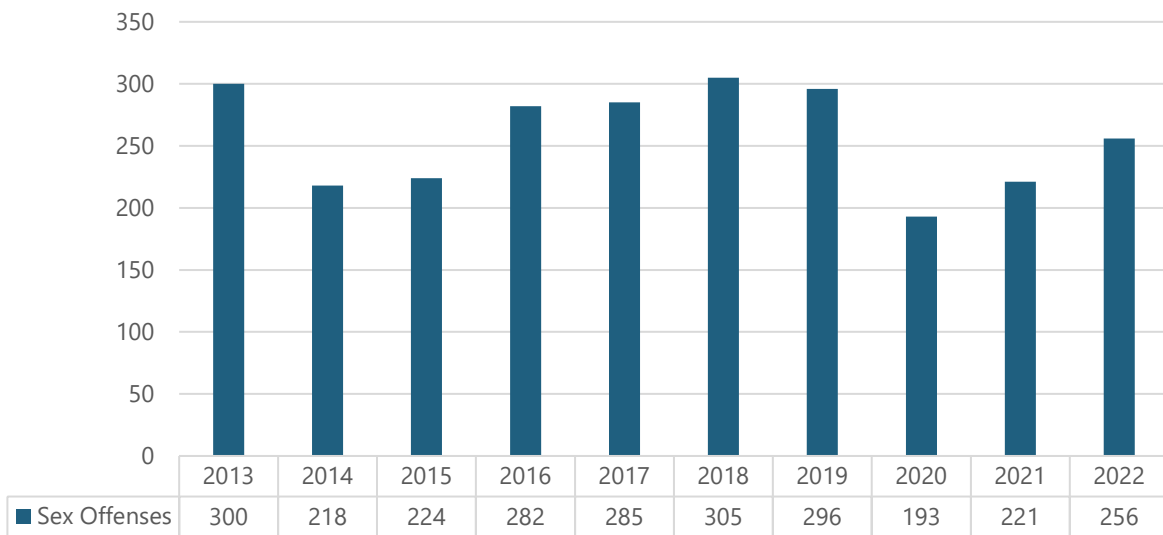
INTERSTATE/INTRASTATE TRANSFER SUPERVISIONS DISPOSED



JUVENILE SUPERVISIONS AS THE RESULT OF SUBSTANCE ABUSE OFFENSES

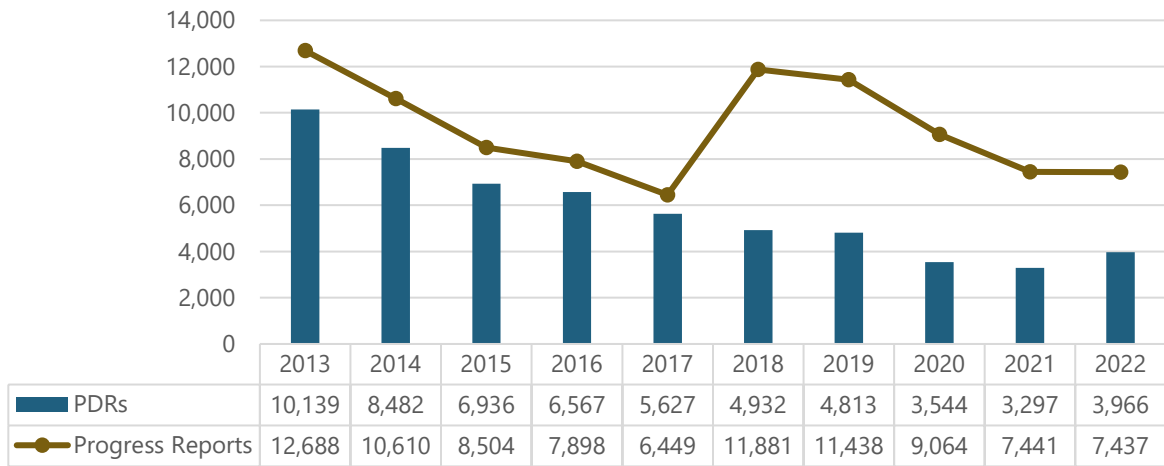


JUVENILE SUPERVISIONS AS THE RESULT OF SEX OFFENSES



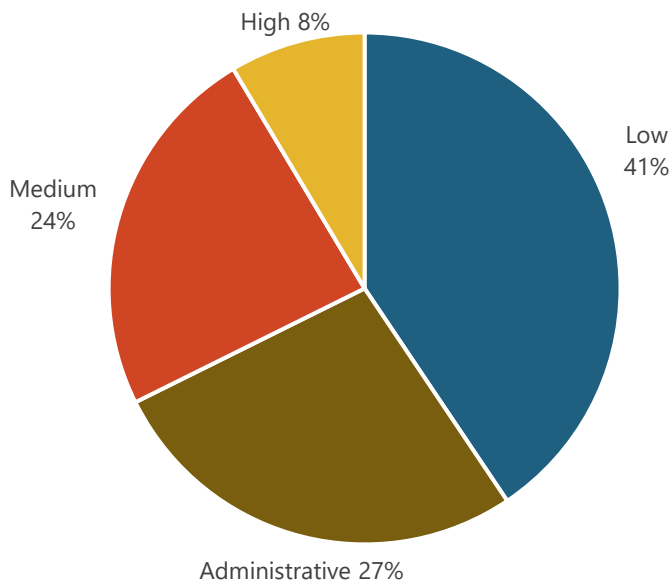
A list of substance abuse and sex offenses can be found in the [Probation Quarterly Reports Guide](#).

COMPLETED PREDISPOSITION (PDR) & PROGRESS REPORTS FOR JUVENILE SUPERVISIONS



JUVENILE SUPERVISION LEVELS

Probationers are assigned a high, medium, and low supervision level based in part on the relative risk of committing a new delinquent act while on probation determined by the IYAS. Local probation policy also require consideration of other relevant factors to determine an individual probationer’s ultimate supervision level. Probationers not assigned a supervision level are counted in the administrative category for statistical purposes only.



Juvenile Supervision Levels	
High	470
Medium	1,301
Low	2,223
Administrative	1,483
Total	5,477

JUVENILE LAW SERVICES REPORT

Ind. Code § 31-31-10-1 *et seq.* requires the probation department of the juvenile court to maintain demographic information relating to delinquent children and children in need of services who receive juvenile law services and all financial information relating to each juvenile law service.

The terms “juvenile law services” and “all financial information” are not defined by statute. For the purpose of complying with the reporting requirements of the law, IOCS and the Juvenile Justice Improvement Committee of the Conference (Committee) have defined the terms.

“Juvenile law services”: The filing with a court of a JD (Juvenile Delinquent), JS (Juvenile Status), or JM (Juvenile Miscellaneous) case, as defined by Admin. R. 8. The case types in Admin. R. 8 generally refer to the following:

Juvenile Delinquency (JD): Cases in which a child is alleged to be delinquent as a result of committing an act prior to attaining 18 years of age that would be considered an offense if committed by an adult. (Ind. Code § 31-37-1-1).

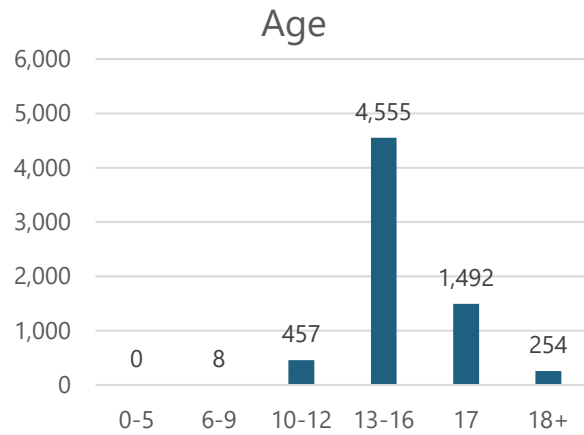
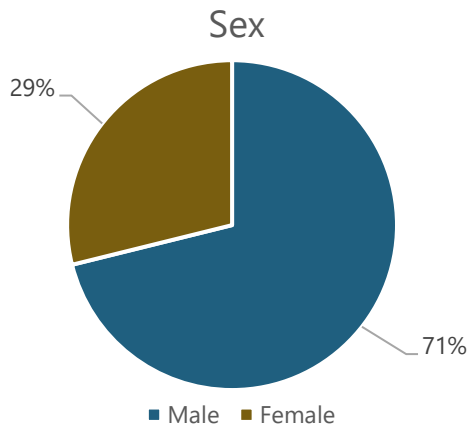
Juvenile Status (JS): Cases in which a juvenile is charged with committing an act that would not be considered a crime if committed by an adult, such as truancy, incorrigibility, violations of curfew, and violations of Ind. Code § 7.1-5-7 (minors and alcoholic beverages) (see Ind. Code § 31-37-2-2 to Ind. Code § 31-37-2-7).

Juvenile Miscellaneous (JM): Cases involving juvenile matters not reflected in other categories, including court approval of informal adjustments.

“All financial information”: The financial information available to courts and to probation departments is often limited to expenditures made through the court’s budget. Related expenditures made from the county general fund could be made available to the probation department and the court if identified as such by the county auditor. The bulk of the financial information on children receiving “juvenile law services” is collected and reported by the Department of Child Services (DCS).

In 2012, the juvenile demographic statistics reported per the guidelines established by the Federal Office of Management and Budget were expanded to include age, race, and totals by ethnicity.

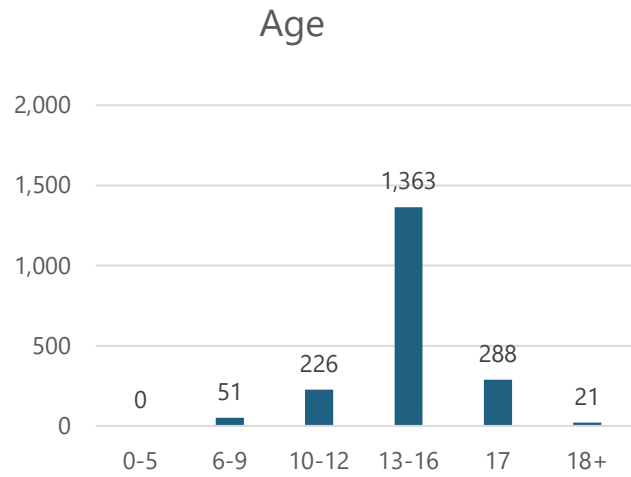
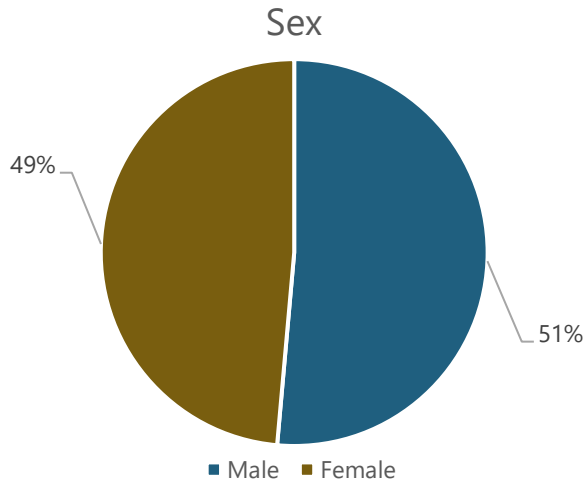
JUVENILE DELINQUENCY (JD) - DEMOGRAPHICS



Age/Sex	0-5	6-9	10-12	13-16	17	18+	Total
Male	0	8	324	3,195	1,089	197	4,813
Female	0	0	133	1,360	403	57	1,953
Totals by Age/Sex	0	8	457	4,555	1,492	254	6,766
Age/Ethnicity	0-5	6-9	10-12	13-16	17	18+	Total
Hispanic	0	0	36	400	145	32	613
Non-Hispanic	0	7	288	2,894	968	165	4,322
Ethnicity Unknown	0	1	133	1,261	379	57	1,831

Age/Sex/Race	0-5		6-9		10-12		13-16		17		18+		Total
	M	F	M	F	M	F	M	F	M	F	M	F	
Asian	0	0	0	0	4	3	45	9	12	1	0	0	74
Native Amer./Alas. Native	0	0	0	0	0	0	1	66	1	1	1	0	70
Black/African American	0	0	3	0	92	43	813	265	314	102	50	15	1,697
Hawaiian/Pacific Islander	0	0	0	0	0	0	44	54	2	0	0	0	100
White	0	0	4	0	186	60	1,862	793	625	241	121	37	3,929
Multi-Racial	0	0	0	0	18	14	254	128	66	32	12	2	526
Other	0	0	1	0	24	13	176	45	69	26	13	3	370
Total	0	0	8	0	324	133	3,195	1,360	1,089	403	197	57	6,766

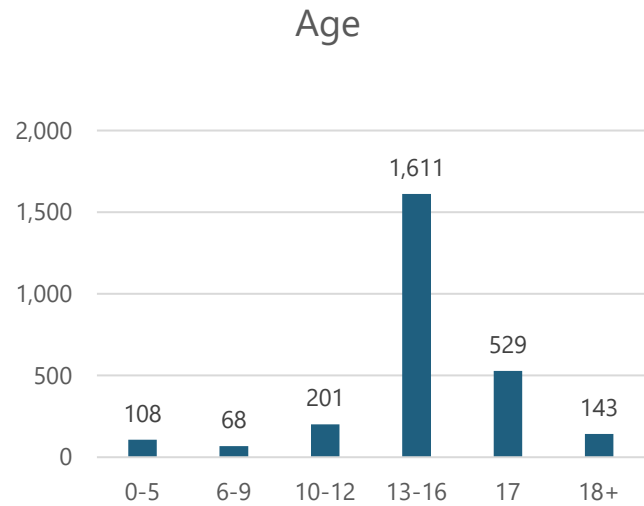
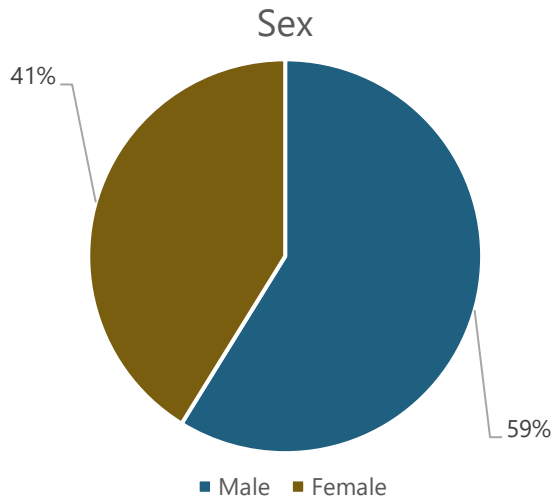
JUVENILE STATUS (JS) – DEMOGRAPHICS



Age/Sex	0-5	6-9	10-12	13-16	17	18+	Total
Male	0	25	120	699	146	12	1,002
Female	0	26	106	664	142	9	947
Totals by Age/Sex	0	51	226	1363	288	21	1,949
Age/Ethnicity	0-5	6-9	10-12	13-16	17	18+	Total
Hispanic	0	6	31	120	27	1	185
Non-Hispanic	0	38	149	765	142	13	1,107
Ethnicity Unknown	0	7	46	478	119	7	657

Age/Sex/Race	0-5		6-9		10-12		13-16		17		18+		Total
	M	F	M	F	M	F	M	F	M	F	M	F	
Asian	0	0	0	0	0	0	16	6	2	1	0	0	25
Native Amer./Alas. Native	0	0	0	0	0	0	2	3	0	0	0	0	5
Black/African American	0	0	11	9	29	30	127	142	18	12	2	2	382
Hawaiian/Pacific Islander	0	0	0	0	0	0	2	0	1	1	0	0	4
White	0	0	7	9	61	41	446	394	106	108	10	6	1,188
Multi-Racial	0	0	4	5	14	18	52	64	8	10	0	1	176
Other	0	0	3	3	16	17	54	55	11	10	0	0	169
Total	0	0	25	26	120	106	699	664	146	142	12	9	1,949

JUVENILE MISCELLANEOUS (JM) - DEMOGRAPHICS

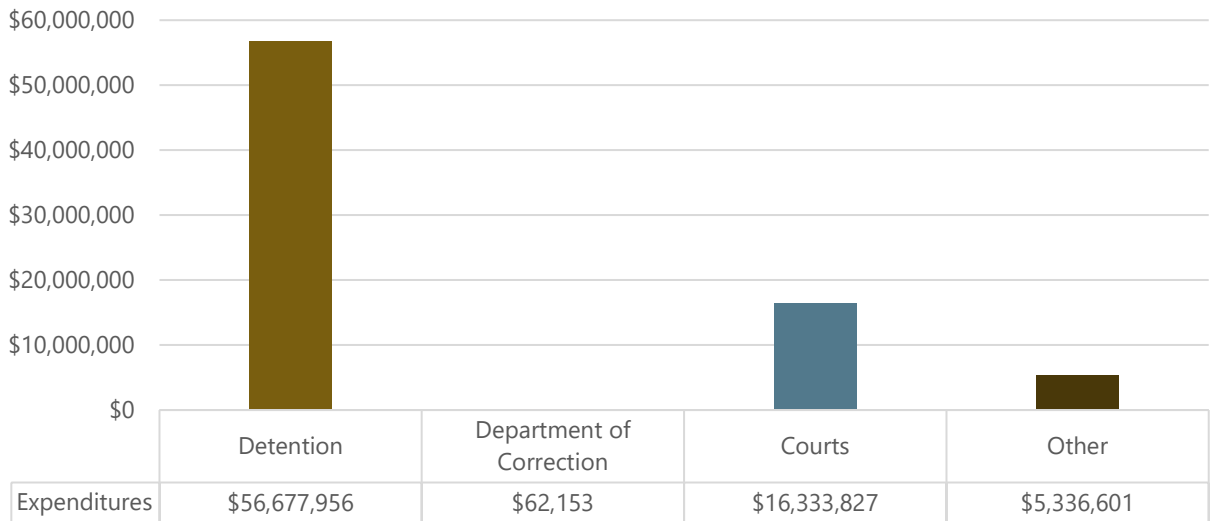


Age/Sex	0-5	6-9	10-12	13-16	17	18+	Total
Male	56	36	109	950	321	90	1,562
Female	52	32	92	661	208	53	1,098
Totals by Age/Sex	108	68	201	1,611	529	143	2,660
Age/Ethnicity	0-5	6-9	10-12	13-16	17	18+	Total
Hispanic	0	2	25	219	75	15	336
Non-Hispanic	108	65	149	1,001	302	104	1,729
Ethnicity Unknown	0	1	27	391	152	24	595

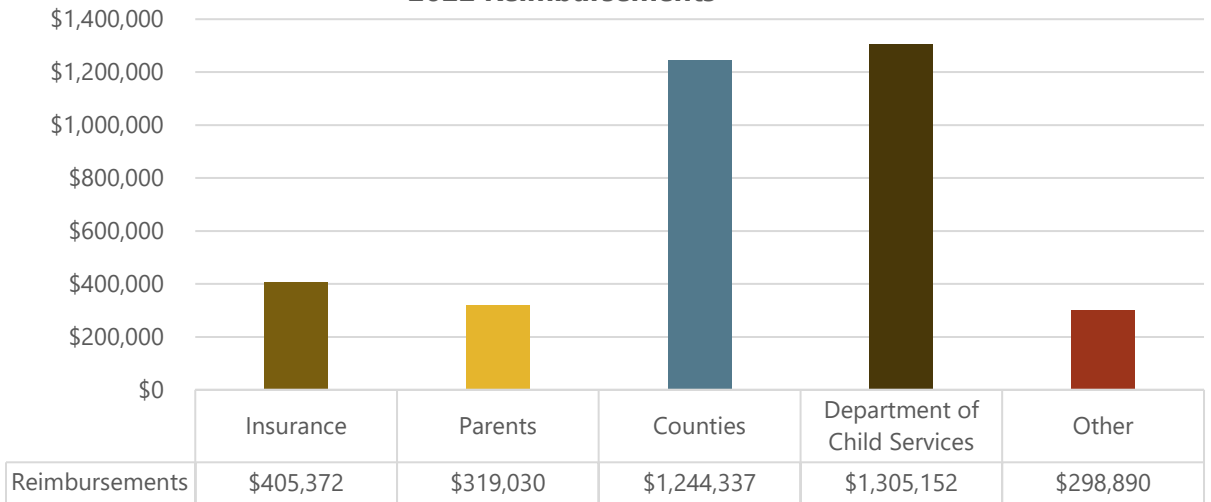
Age/Sex/Race	0-5		6-9		10-12		13-16		17		18+		Total
	M	F	M	F	M	F	M	F	M	F	M	F	
Asian	0	0	0	0	0	0	4	4	1	4	0	0	13
Native Amer./Alas. Native	0	0	0	0	0	0	0	1	1	0	0	0	2
Black/African American	15	3	7	1	17	9	138	123	36	26	27	14	416
Hawaiian/Pacific Islander	0	0	0	0	0	0	2	1	0	1	1	1	6
White	23	39	26	21	81	68	684	470	237	152	51	33	1,895
Multi-Racial	0	6	0	1	5	5	55	35	20	10	7	2	146
Other	18	4	3	9	6	7	64	24	25	15	4	3	182
Total	56	52	36	32	109	92	950	661	321	208	90	53	2,660

2022 JUVENILE LAW SERVICES FINANCIAL REPORT

2022 Expenditures



2022 Reimbursements



For purposes of this publication, reimbursement is the amount of money collected by programs from insurance refunds, parents, DCS, and other sources.

PROBATION PERSONNEL & EXPENSES

2022 PROBATION PERSONNEL

	Courts of Record	City/Town Courts	Total
Chief Probation Officers	100	17	117
Probation Officers	1,371	16	1,387
Clerical Personnel	348	14	362
Other Personnel	127	10	137
Total	1,946	57	2,003

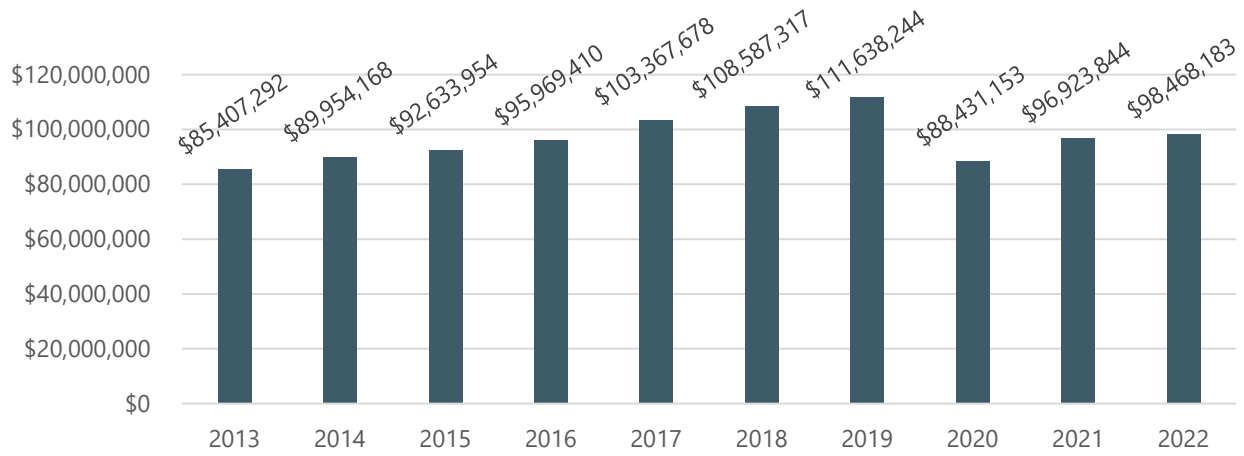
10-YEAR COMPARISON OF PROBATION PERSONNEL

	2013	2014	2015	2016	2017	2018	2019	2020	2021	2022
Chief Probation Officers	122	125	125	122	123	125	125	119	120	117
Probation Officers	1,214	1,221	1,208	1,296	1,335	1,367	1,412	1,257	1,401	1,387
Clerical Personnel	401	403	395	403	398	395	390	409	354	362
Other Personnel	226	188	172	190	189	192	191	69	181	81
Total	1,963	1,937	1,900	2,011	2,045	2,079	2,118	1,854	2,056	2,003

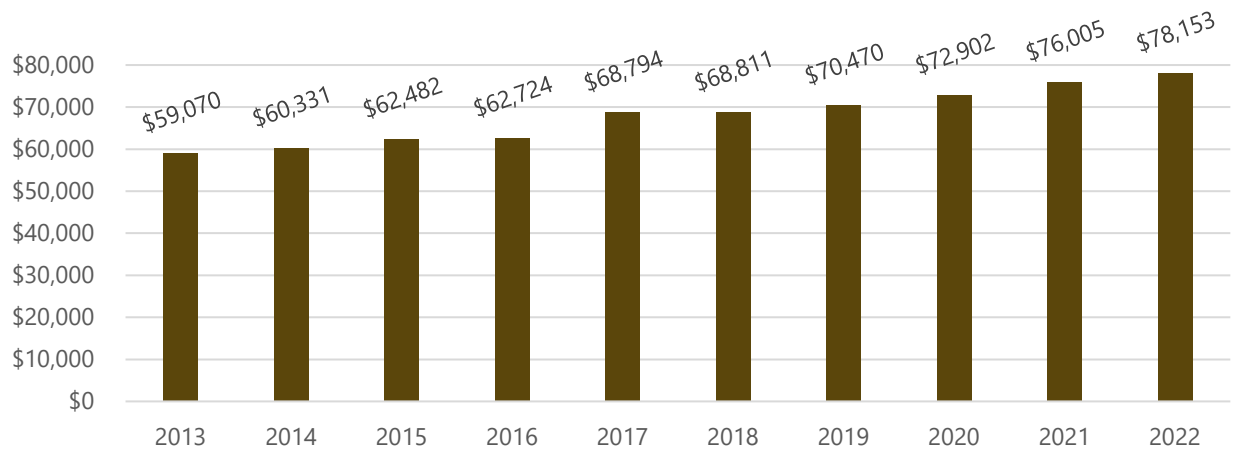
2022 PROBATION PERSONNEL EXPENSES

	Courts of Record	City/Town Courts	Total
Chief Probation Officers	\$7,815,321	\$774,890	\$8,590,210
Probation Officers	\$73,868,368	\$495,520	\$74,363,888
Clerical Personnel	\$11,094,712	\$313,912	\$11,408,654
Other Personnel	\$4,036,169	\$69,262	\$4,105,431
Total	\$96,814,570	\$1,653,584	\$98,468,183

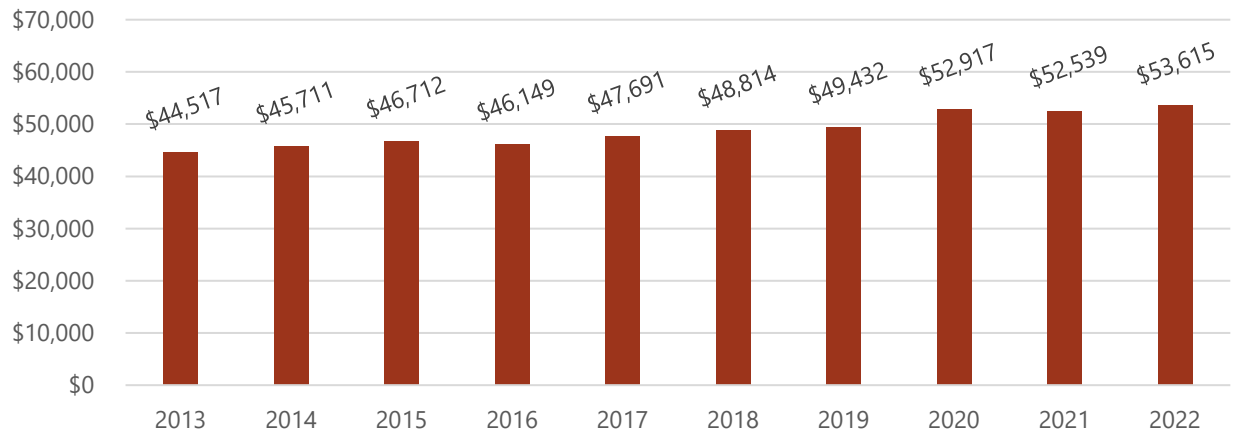
PROBATION PERSONNEL EXPENSES TOTAL



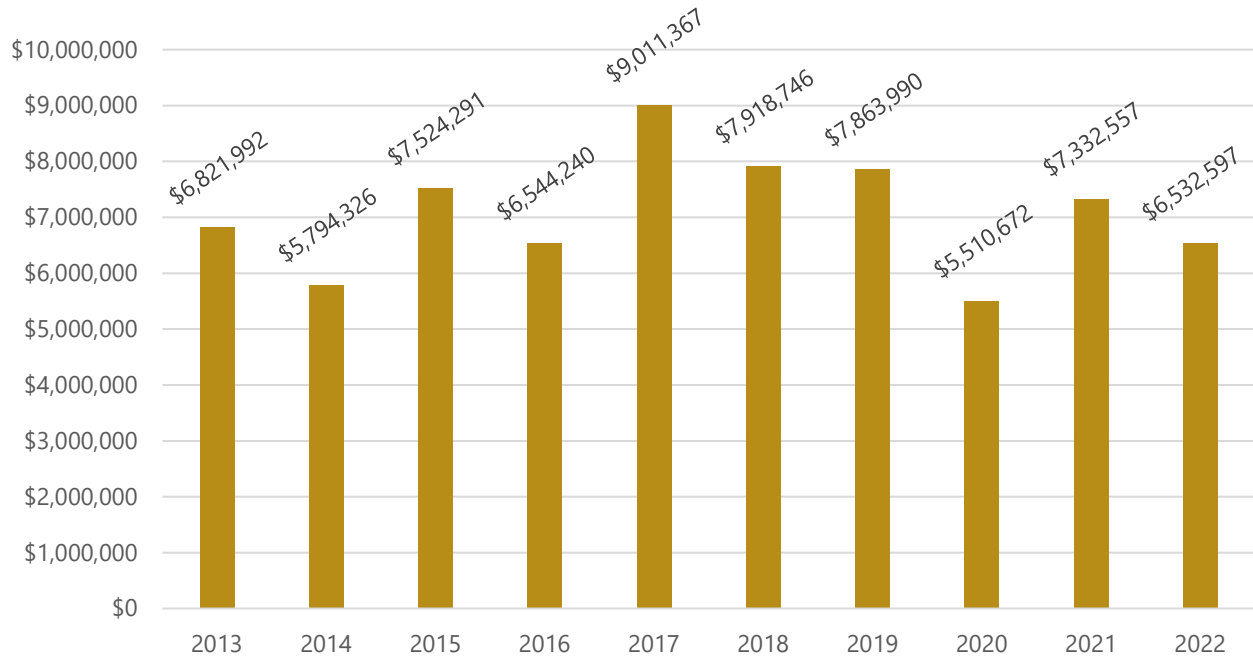
AVERAGE CHIEF PROBATION OFFICER SALARY



AVERAGE PROBATION OFFICER SALARY



RESTITUTION BY YEAR COLLECTED BY PROBATION



ADDITIONAL JUDICIAL BRANCH REPORTS

INDIANA SUPREME COURT ANNUAL REPORTS

INDIANA COURT OF APPEALS REPORTS

INDIANA TAX COURT REPORTS



INDIANA SUPREME COURT



Office of Judicial Administration
251 North Illinois Street, Suite 1600
Indianapolis, Indiana 46204
317-232-2542

courts.in.gov