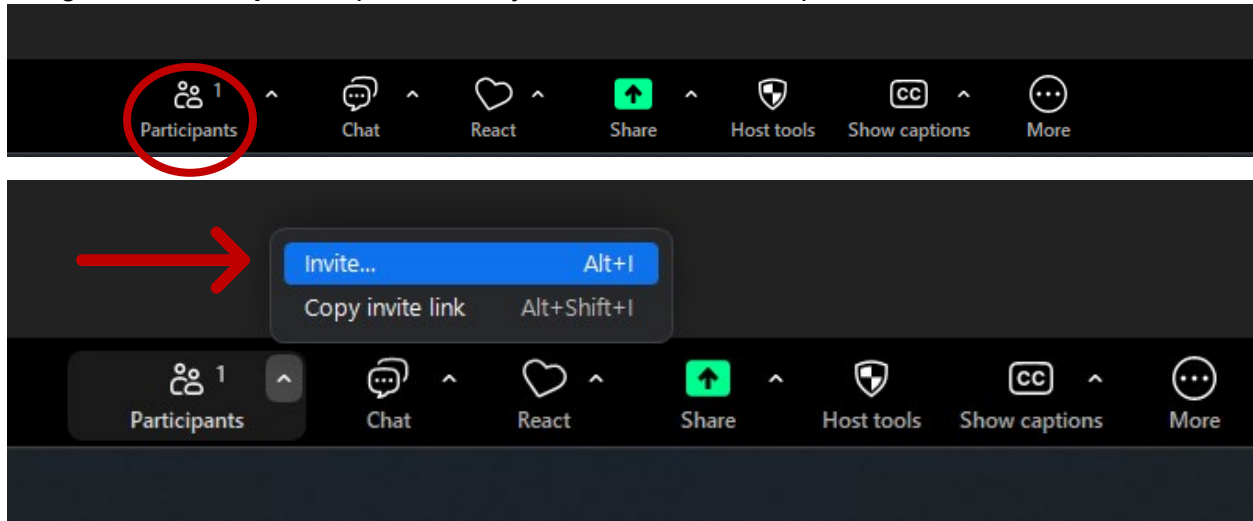


Accessing the Interpreter Line in Zoom Workplace

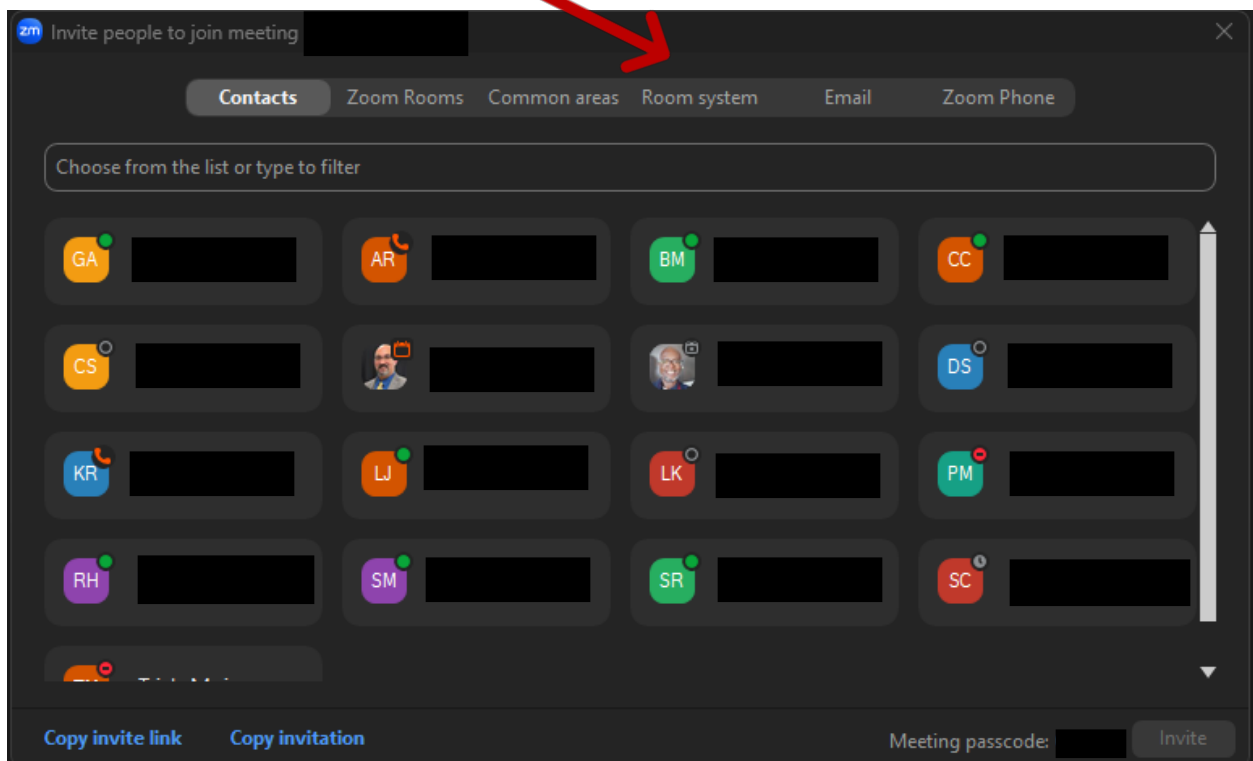
(January 9, 2025 edition)

This document is for the instructions to add the interpreter to your Zoom meeting and will begin after you have started your Zoom meeting.

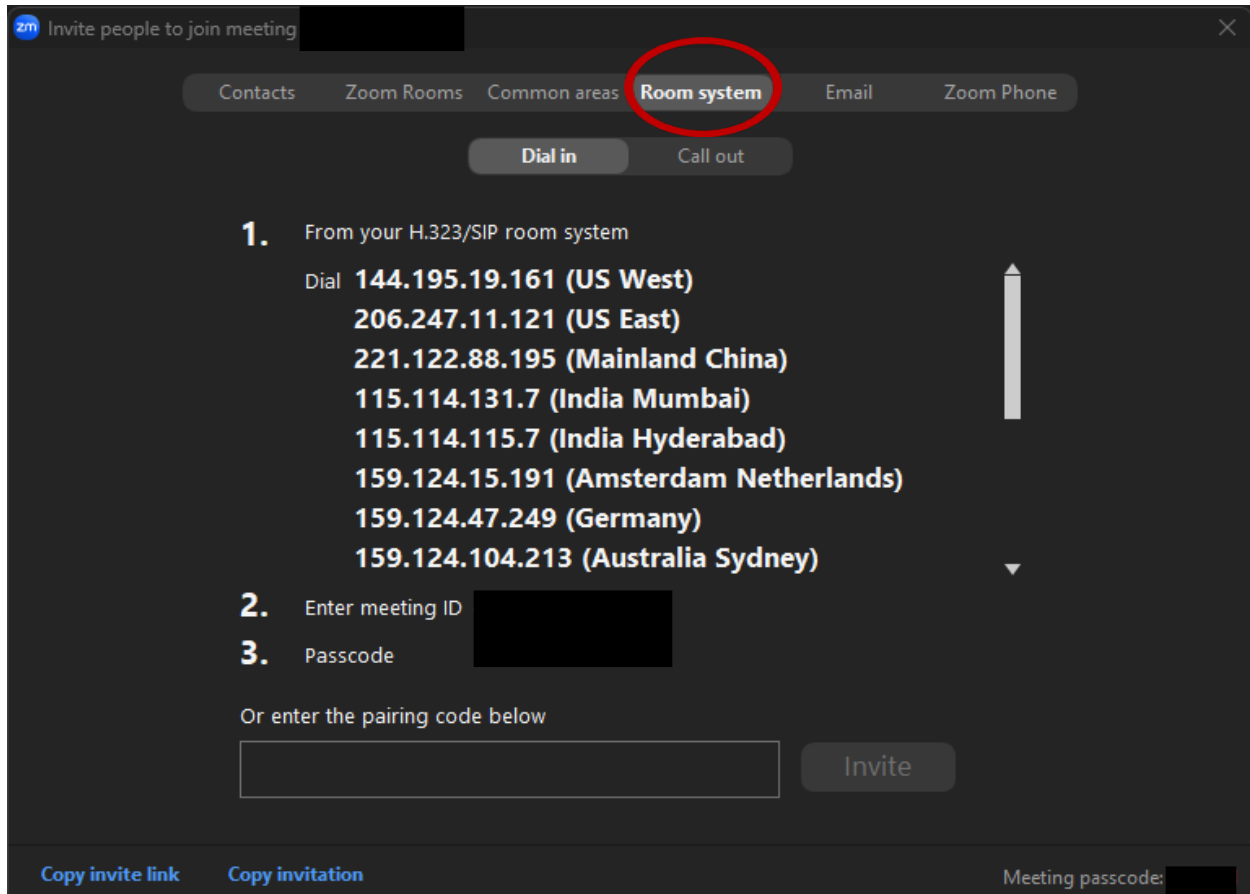
On the bottom of the Zoom meeting screen, you will see different icons, but the one that we are using is the **Participants** option. Then you select the **invite** option.



You should have this screen pop-up.



Go to Room System



The screenshot shows the Zoom 'Invite people to join meeting' window. The 'Room system' tab is selected and circled in red. Below the tabs, there are 'Dial in' and 'Call out' buttons. The 'Dial in' section lists several IP addresses for different regions: US West, US East, Mainland China, India Mumbai, India Hyderabad, Amsterdam Netherlands, Germany, and Australia Sydney. Below this list, there are fields for 'Enter meeting ID' and 'Passcode', and an 'Invite' button. At the bottom, there are links for 'Copy invite link' and 'Copy invitation', and a 'Meeting passcode' field.

zm Invite people to join meeting

Contacts Zoom Rooms Common areas **Room system** Email Zoom Phone

Dial in Call out

1. From your H.323/SIP room system

Dial 144.195.19.161 (US West)
206.247.11.121 (US East)
221.122.88.195 (Mainland China)
115.114.131.7 (India Mumbai)
115.114.115.7 (India Hyderabad)
159.124.15.191 (Amsterdam Netherlands)
159.124.47.249 (Germany)
159.124.104.213 (Australia Sydney)

2. Enter meeting ID

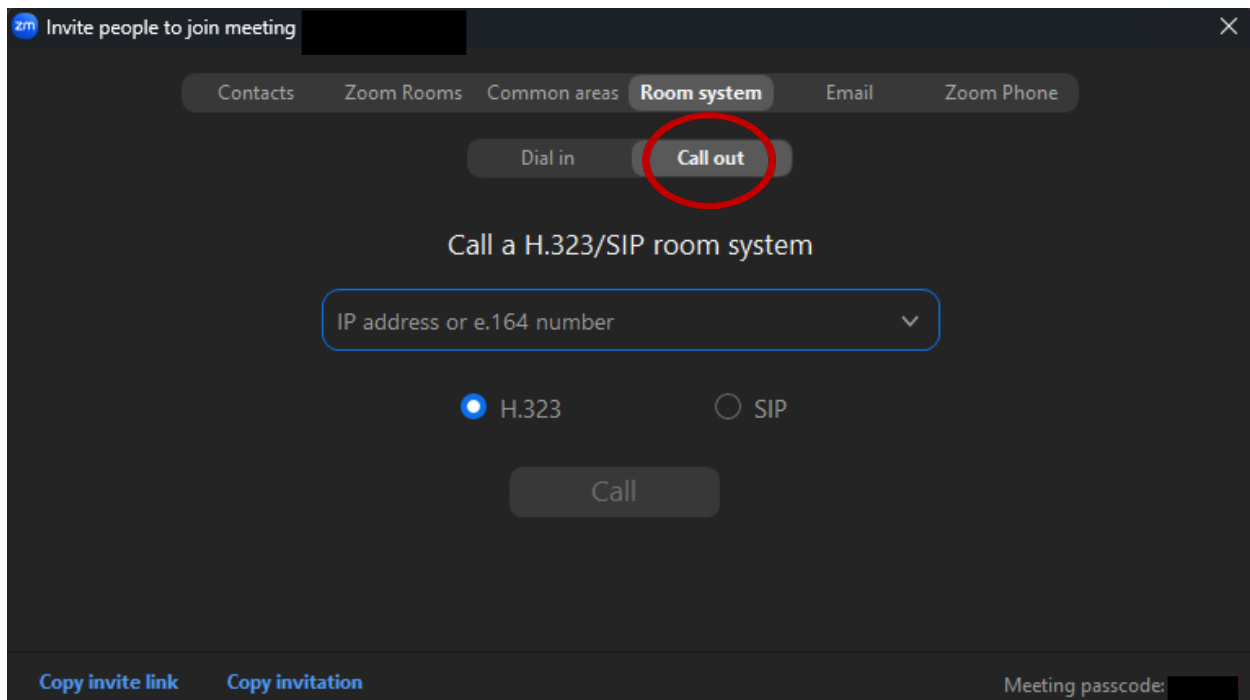
3. Passcode

Or enter the pairing code below

Invite

Copy invite link Copy invitation Meeting passcode:

Call Out



The screenshot shows the Zoom 'Call Out' screen. The 'Room system' tab is selected. Below the tabs, there are 'Dial in' and 'Call out' buttons, with 'Call out' circled in red. The 'Call out' section has a title 'Call a H.323/SIP room system' and a text input field for 'IP address or e.164 number'. Below this, there are radio buttons for 'H.323' (selected) and 'SIP'. At the bottom, there is a 'Call' button. At the very bottom, there are links for 'Copy invite link' and 'Copy invitation', and a 'Meeting passcode' field.

zm Invite people to join meeting

Contacts Zoom Rooms Common areas **Room system** Email Zoom Phone

Dial in **Call out**

Call a H.323/SIP room system

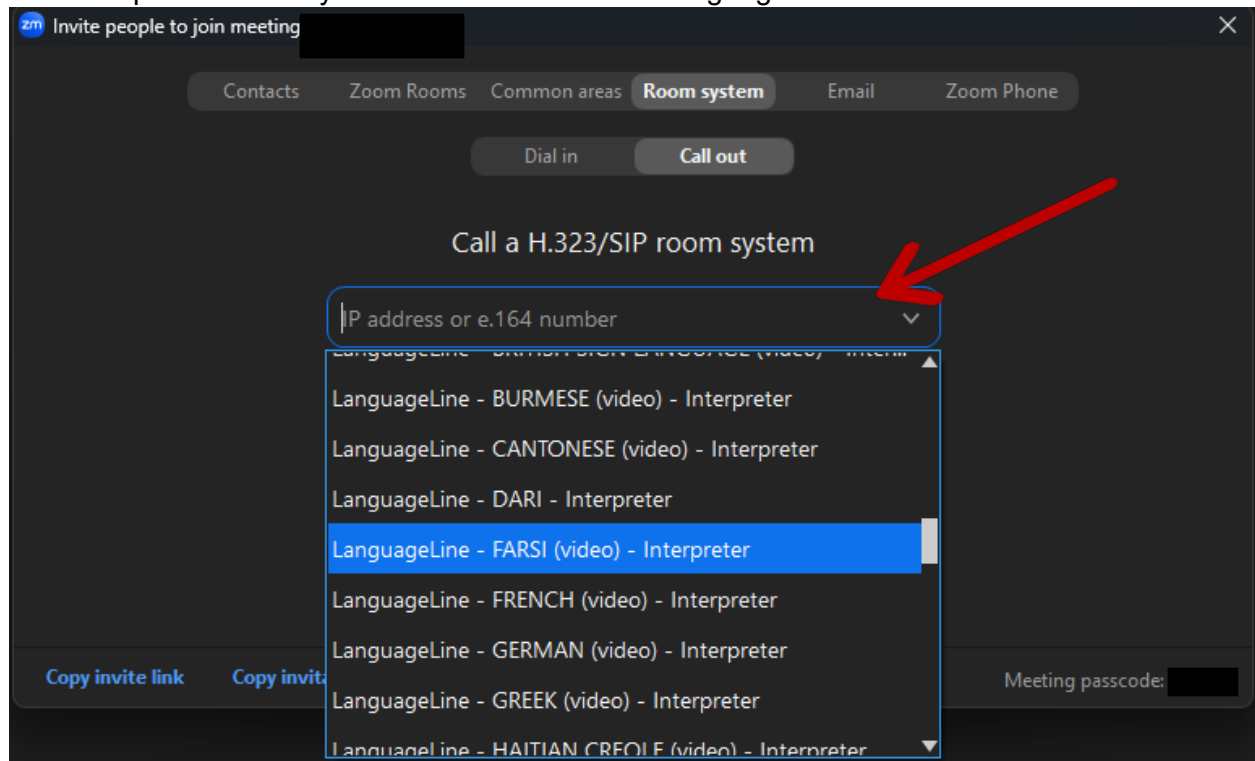
IP address or e.164 number

☒ H.323 ☐ SIP

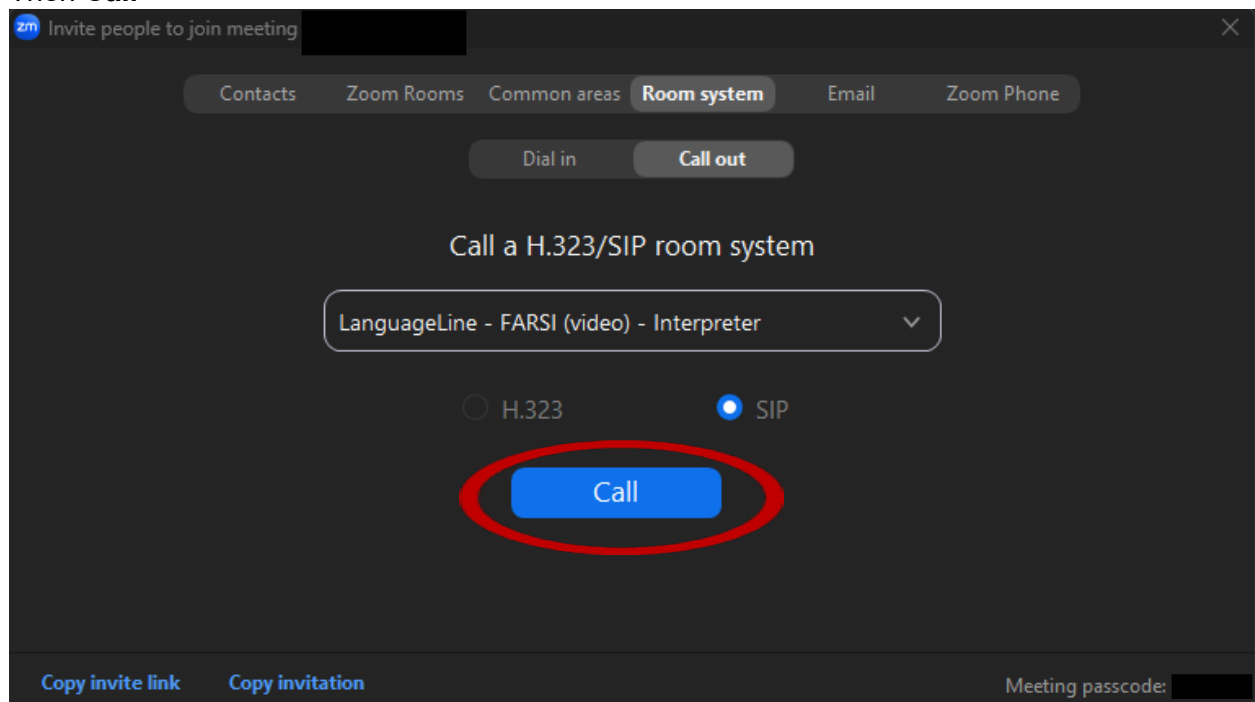
Call

Copy invite link Copy invitation Meeting passcode:

In the drop-down menu you can select the desired language



Then **Call**



It should now call the interpreter, and someone should join to assist with translation.