

The Indiana Commission to Combat Drug Abuse



Behavioral Health Division

2025/2026 Comprehensive Community Plan

County: Wayne

LCC Name: Drug Free Wayne County Partnership

LCC Contact: Tim Pierson

Address: 401 East Main street

City: Richmond, IN 47374

Phone: 765 277 4684

Email: drugfreewaynecountypartnership@gmail.com

County Commissioners: Brad Dwenger, and Jeff

Plasterer, and Aaron Roberts

Address: 401 East Main Street City: Richmond, IN

Zip Code: 47374

Vision Statement

What is your Local Coordinating Council's vision statement?

Vision: To promote, support, and encourage the prevention, education, treatment and law enforcement of substance abuse and substance abuse related issues including alcohol, tobacco and other drugs.

Mission Statement

What is your Local Coordinating Council's mission statement?

Mission Statement: Working together today to build a safer and drug-free community for tomorrow

Membership List

County LCC Name: Drug Free Wayne County Partnership

*Membership meets on the first Thursday of every month from 11:30-1:00.

First Name	Last Name	Sector	Active/Inactive
Aaron	Cox	Substance Misuse Org	active
Aaron	Roberts	State/localGov/Other	active
Acacia	St. John	Civic/Volunteer	active
Adam	Blanton	Law Enforcement	active
Adam	McQueen	State/localGov/Other	active
Alex	Doyle	Substance Misuse Org	active
Alexa	Wright	YouthServingOrganization	active
Alexandra	Becraft	Substance Misuse Org	active
Allison	Steele	Schools	active
Amanda	Kopf	Law Enforcement	active
Amanda	Mullins	Healthcare	active
Amanda	Gray	YouthServingOrganization	active
Amaya	Latello	Healthcare	active
Amy	Strain	Healthcare	active
Amy Beth	Jensen	Healthcare	active
Andrew	Hoover	Healthcare	active
Andrew	Smith	Healthcare	active
Angela	Fortunna	Civic/Volunteer	active
Annelise	DeLucio	Substance Misuse Org	active
Ariana	Hernandez	YouthServingOrganization	active
Ashley	Shepard	Healthcare	active
Ashley	Filby	Healthcare	active
Ashlynn	McKee	YouthServingOrganization	active
Becky	Murray	YouthServingOrganization	active
Becky	Thompson	Healthcare	active
Ben	Smith	Religious/Fraternal	active
Ben	Ballinger	Religious/Fraternal	active
Bethany	Compton	Substance Misuse Org	active

Bob	Hansen	Media	active
Bobby	Smith	Substance Misuse Org	active
Brad	Dwenger	Law Enforcement	active
Brandi	Jackson	Schools	active
Brandon	Erbse	Healthcare	active
Brandy	Clark	Substance Misuse Org	active
Brent	Baker	Schools	active
Brian	Wieseke	Law Enforcement	active
Brian	Schlepper	Healthcare	active
Brian	McGunegill	Schools	active
Brice	Brown	Healthcare	active
Bridget	Hazelbaker	Schools	active
Candace	Durham	YouthServingOrganization	active
Carey	Martin	Law Enforcement	active
Carl	Rhinehart	YouthServingOrganization	active
Carol	Schnitzius	Parent	active
Carrie	Mier	Schools	active
Cathy	Williams	State/localGov/Other	active
Chad	Bolser	Schools	active
Chad	Lieberman	Schools	active
Char	Snow	Substance Misuse Org	active
Chief Kyle	Weatherly	Law Enforcement	active
Christina	Young	Substance Misuse Org	active
Christine	Daniel	Healthcare	active
Cindy	Isaacs	YouthServingOrganization	active
Cindy	Cox	Healthcare	active
Cindy	McConnell	Religious/Fraternal	active
Clarissa	Andrews	Schools	active
Clayton	Smith	Schools	active
Colleen	Wessel-McCoy	Schools	active
Connor	Pierson	Religious/Fraternal	active
Coty	Coyle	Substance Misuse Org	active
Craig	Issacs	Parent	active
Dana	Sinclair	Business	active
Danielle	Washington	Healthcare	active
Danielle	Ashby	Substance Misuse Org	active
Darla	Ball	Substance Misuse Org	active
David	Lucas	Substance Misuse Org	active
Dawn	Boone	Substance Misuse Org	active

Deadra	Baldwin	State/localGov/Other	active
Debbie	Lahman	Substance Misuse Org	active
Debra	Browning	YouthServingOrganization	active
Delora	Clark	Substance Misuse Org	active
Desteny	Gray	YouthServingOrganization	active
Devota	Owens	Substance Misuse Org	active
Dianna	Naylor	Healthcare	active
Dianna	Kirksey	YouthServingOrganization	active
Donald	Reed	Religious/Fraternal	active
Doug	Macias	Business	active
Dr. Lucinda	Wright	YouthServingOrganization	active
Dustin	Salyer	Substance Misuse Org	active
Dylan	Brockman	Parent	active
Elisa	Worland	Schools	active
Elisabeth	Grilliot	Substance Misuse Org	active
Elizabeth	Hanson	Substance Misuse Org	active
Elizabeth	Gabbard	Healthcare	active
Elizabeth	Markward	Schools	active
Ellen	Mabry	YouthServingOrganization	active
Emily	Graham	State/localGov/Other	active
Emily	Creech	Healthcare	active
Emma	Ullery	YouthServingOrganization	active
Emma	Stanton	State/localGov/Other	active
Eric	Trusley	Healthcare	active
Eric	Uphaus	Law Enforcement	active
Eric	Peterson	Religious/Fraternal	active
Erika	Hohler	Civic/Volunteer	active
Frances	Yates	Schools	active
Genoro	Spue	Healthcare	active
Gina	Glass	State/localGov/Other	active
Greg	Scott	Substance Misuse Org	active
Gus	Duty	YouthServingOrganization	active
Hailey	Herron	YouthServingOrganization	active
Haley	Davidson	Business	active
Heather	Buckland	Healthcare	active
Heather	Hall	Healthcare	active
Hernan	Erazo	Civic/Volunteer	active
Holly	Miller	Schools	active
Hope	Peer	Healthcare	active
Hope	Dunham	Youth	active
Husdon	Clark	Healthcare	active

Inna	Pecar	YouthServingOrganization	active
James	Carroll	State/localGov/Other	active
Jane	Bumbalough	State/localGov/Other	active
Jane	Townsend	Schools	active
Jason	Craig	State/localGov/Other	active
Jeff	Ackerback	Religious/Fraternal	active
Jeff	Shaffer	Schools	active
Jeff	Plasterer	State/localGov/Other	active
Jeff	Holthouse	Substance Misuse Org	active
Jennie	Newman	YouthServingOrganization	active
Jennifer	Romack	Law Enforcement	active
Jennifer	Keal	Substance Misuse Org	active
Jennifer	Horning	Religious/Fraternal	active
Jennifer	Smith	Healthcare	active
Jenny	O'Brien	YouthServingOrganization	active
Jeremiah	Lawson	Law Enforcement	active
Jess	Przybysz	Healthcare	active
Jesse	Warfield	Substance Misuse Org	active
Joanna	Dill	Schools	Active
Joe	Lucas	Substance Misuse Org	active
Joe	Devito	State/localGov/Other	active
Joel (Surise)	Board member	YouthServingOrganization	active
John	Claiborne	Healthcare	active
John	Wessell-McCoy	Schools	active
Jon	Blevins	Healthcare	active
Joni	Reed	Substance Misuse Org	active
Jordan	Scales	Healthcare	active
Joseph	Moore	Schools	active
Josh	Holdeman	Religious/Fraternal	active
Jourdan	Brouse	Law Enforcement	active
Julia	Meredith	Schools	active
Justin	Wood	Youth	active
Kaitlyn	Marlow	Healthcare	active
Kalie	Anderson	State/localGov/Other	active
Karen	Friend	Healthcare	active
Kasey	Epperson	Healthcare	active
Katie	Stephen	YouthServingOrganization	active

Katie	Vance	Healthcare	active
Kay	Riker-Peyton	State/localGov/Other	active
KayLynn	Marcum	Business	active
Keifer	Uphaus	Law Enforcement	active
Keith	Folkner	Law Enforcement	active
Kelley	Cruse- Nicholson	Media	active
Kellie	Riggott	Healthcare	active
Kevin	Handley	YouthServingOrganization	active
Kinzie	Howell	YouthServingOrganization	active
Kristi	Cruse- Nicholson	State/localGov/Other	active
Kylee	Desonie	Healthcare	active
Kylee	Weatherly	Law Enforcement	active
Kyler	Scholz	State/localGov/Other	active
Linda	Irwin	YouthServingOrganization	active
Lindsay	Freed	State/localGov/Other	active
Lisa	Felsman	Healthcare	active
Liz	Horan	Substance Misuse Org	active
Lucas	Krickenbarger	Healthcare	active
Lydia	Kniesly	Healthcare	active
Makenzy	Johnson	Parent	active
Manda	Light	Substance Misuse Org	active
Mark	Broeker	Healthcare	active
Mary	Bledsoe	Substance Misuse Org	active
Mary	Webster	Healthcare	active
Mary Anne	Butters	State/localGov/Other	active
Mary Carole	Scannell	YouthServingOrganization	active
Meg	Hinkey	Schools	active
Megan	Gomez	State/localGov/Other	active
Megan	Ripberger	Healthcare	active
Megan	Adams	Substance Misuse Org	active
Megan	Broeker	Parent	active
Melody	Orick	Healthcare	active
Michelle	Morehead	Substance Misuse Org	active
Michelle	Marley	Healthcare	active
Mike	Gross	Healthcare	active
Mike	Austin	Business	active
Mike	Horning	Religious/Fraternal	active
Mike	Stephens	Religious/Fraternal	active
Morgan	Godsey	Law Enforcement	active
Natalie	Engle	Substance Misuse Org	active
Natasha	Middleton	Healthcare	active

Natasha	Day	Civic/Volunteer	active
Nathan	Hogg	Youth	inactive
Nick	Pindell	Parent	active
Nicole	Wright	Healthcare	active
Nikki	Cook	Parent	active
Pastor	Holdeman	Religious/Fraternal	active
Pastor Jeff	Ackenback	Religious/Fraternal	active
Pat	Murrah	Parent	active
Patrick	Piper	Schools	active
Patrick	Ripberger	Parent	active
Paul	Lower	YouthServingOrganization	active
Paula	Lucas	Substance Misuse Org	active
Penny	Campbell	Civic/Volunteer	active
Phil	Taylor	Substance Misuse Org	active
Rana	Clinton	Business	active
Rebecca	Alford	Schools	active
Rena	Cotton	Substance Misuse Org	active
Renee	Westover	YouthServingOrganization	active
Renee	Lakes	Schools	active
Richard	Dornberger	State/localGov/Other	active
Robert	Smith	Substance Misuse Org	active
Robert	McConnell	Religious/Fraternal	active
Ron	Chappell	Religious/Fraternal	active
Ryan	Brown	Substance Misuse Org	active
Sam	Pritchard	Schools	active
Samantha	Lewis	State/localGov/Other	active
Samantha	Lucas	Substance Misuse Org	active
Sarah	Scott	YouthServingOrganization	active
Seth	Biava	Law Enforcement	active
Seth	Stegall	Civic/Volunteer	active
Shannon	Fanning	Healthcare	active
Sharlene	George	Religious/Fraternal	active
Sharon	Harlin-Davis	Healthcare	active
Stan	McClanahan	Civic/Volunteer	active
Stephanie	Bryant	YouthServingOrganization	active
Stephanie	Baker	Schools	active
Stephanies	Ward	State/localGov/Other	active
Steve	Pecar	YouthServingOrganization	active
Sue	Ream	Schools	active
Susan	Miller	YouthServingOrganization	active
Susan	Wood	Substance Misuse Org	active

Tamara	Brinkman	Civic/Volunteer	active
Tami	Auxier	Healthcare	active
Tasha	Brown	Substance Misuse Org	active
Taylor	Hopkins	Healthcare	active
Taylor	Thompson	Healthcare	active
Ted	Chalk	Religious/Fraternal	active
Theresa	Chesnut	Civic/Volunteer	active
Thomas	Foster	Law Enforcement	active
Tia	Horning	Schools	active
Tiffani	Thornburg	Schools	active
Tiffany	Kibbey	Substance Misuse Org	active
Tim	Pierson	Civic/Volunteer	active
Tina	Williams	Healthcare	active
Tina	Dunham	Religious/Fraternal	active
Tisha	Reid	Healthcare	active
Toure	Conley	Schools	active
Travis	Morris	Healthcare	active
Tyler	Marsh	Law Enforcement	active
Tyler	Sadowski	YouthServingOrganization	active
Vanessa	Mason	Healthcare	active
Wayne	Loudy	Law Enforcement	active
Wendy	Canon	Substance Misuse Org	active
Wendy	Knight	Healthcare	active
Wesley	Cowin	Substance Misuse Org	active
Whitney	Mays	Substance Misuse Org	active
Zaina	Woolridge	Healthcare	active

Community Need Assessment

The first step in developing an effective substance use and misuse reduction plan is to assess your community. A community assessment tells you about your community's readiness to implement prevention, treatment, and justice-related programs to address substance use and misuse. An assessment also provides an overview of the risk and protective factors present in the community, helping your coalition plan more effectively.

Community Profile

County Name - Wayne

County Population - 66,410

Schools in the community -

Centerville-Abington Community Schools, Nettle Creek School Corporation, Northeastern Wayne School Corporation, Richmond Community Schools, and Western Wayne Schools, Community Christian School, Friends School, and Seton Catholic

Medical care providers in the community (hospitals, health care centers, medical centers/clinics, etc.) -

First Care Urgent Care Clinic, Neighborhood Health Center, Reid Health, Richmond VA Clinic, Wayne County Health Department, State Line medical, and West Side Medical Center, Thrive Wellness Medical Clinic, and Well Care Community Health

Mental health care providers in the community (hospitals with psychiatric/behavioral health units, mental health clinics, private/public providers, etc.) -

Meridian Health Services, Richmond State Hospital, Centerstone, Reid Health, Community Paramedicine, Wayne County Health Department, Neighborhood Health Center, Richmond Comprehensive Treatment Center, Mezzo Solutions, WellCare, Sunlight Wellness

Service agencies/organizations - Meridian Health Services, Centerstone, 211, Circle U, Cross Roads to Recovery, Hope House, and Richmond Comprehensive Treatment Center, Brianna's Hope, Cross Road, Wayne County Health Dept, Groups, Clean Slate, The Nest, Mezzo Solutions, Open Arms, Unchained Praises

Local media outlets that reach the community

Print

Palladium-Item and Western Wayne News

Radio

WBSH - 91.1 FM, WECL - 91.5 FM, WFMG - 101.3 FM, WHON - 930 AM / 101.7 FM, WKBV - 1490 AM, WKRT - 89.3 FM, WMDH - 102.5 FM, WQLK - 96.1 FM, W247AT - 95.3 FM / 96.1 FM

Television

WCTV - Whitewater Community Television, WKOI-TV 43
Trinity Broadcasting Network

What are the substances that are most problematic in your community?

Opiates, opioids, heroin, methamphetamines, alcohol, and marijuana are among the most prevalent and problematic substances.

List all substance use/misuse services/activities/programs presently taking place in the community

NA/AA meetings, 228 Club, Recovery Church, Centerstone, Meridian Health, Recovery Rocks, CleanSlate, CERT, Hope House, Refuge of Hope, Bridges for Life, Nar-Anon, Richmond Comprehensive Treatment Center, Reid Health Community Engagement (Freedom From Smoking 8 week program)

Community Risk and Protective Factors

Risk Factors	Resources/Assets	Limitations/Gaps
1. Accessibility	1. Inspect through pharmacies 2. Tobacco 21 law 3. Recovery Works State Program	1. Local Policy 2. Lack of barriers at community events 3. Location off of I-70.
2. Mental Health	1. Inpatient 2. Outpatient 3. CMHC's	1. Stigma 2. Funding 3. Access/lack thereof 4. Transportation
3. Community Norms/Community Knowledge	1. Community agencies 2. Media Campaigning 3. Family programming)	1. Lack of Funding 2. Involve parents with outreach 3. Stuck in the "now"
Protective Factors	Resources/Assets	Limitations/Gaps
1. Recovery/Treatment Groups	1. Faith Based Organizations 2. Free Meetings 3. # of providers in Wayne County	1. Stigma 2. Finances/lack of funds 3. Lack of knowledge of services provided 4. Transportation
2. Community Based Interventions	1. Community Crisis Response 2. CMHC's 3. Harm Reduction	1. Law enforcement/political opposition 2. Stigma 3. Cost
3. Educational Programs	1. Lunch and Learn 2. Community prevention education	1. Age-based restrictions 2. Caregiver engagement 3. Funding 4. Transportation

Making a Community Action Plan

Now that you have completed a community assessment and have identified the risk and protective factors that exist, you can develop a plan of action. The Comprehensive Community Plan (CCP) is a systematic and community-driven gathering, analysis, and reporting of community-level indicators for the purpose of identifying and addressing local substance use problems.

Step 1: Create problem statements, and ensure problems statements are in line with statutory requirements

Step 2: Ensure your problem statements are evidence-informed, then prioritize

Step 3: Brainstorm what can be done about each

Step 4: Prioritize your list, and develop SMART goal statements for each

Step 5: List the steps to achieve each goal

Step 1: Create + Categorize Problem Statements - *Create problem statements as they relate to each of the identified risk factors.*

Problem statements developed from risk and protective factors

MENTAL HEALTH

1. Adults & youth in Wayne County are misusing opioids.
2. Adults in Wayne County are abusing alcohol.
3. Youth in Wayne County are engaging in alcohol use
4. Adults and youth in Wayne County are using marijuana.

ACCESSIBILITY

1. Adults & youth in Wayne County are using opioids.
2. Adults in Wayne County are abusing alcohol.
3. Youth in Wayne County are engaging in alcohol use
4. Adults and youth in Wayne County are using marijuana.

COMMUNITY NORMS AND KNOWLEDGE

1. Adults & youth in Wayne County are using opioids.
2. Adults in Wayne County are abusing alcohol.
3. Youth in Wayne County are engaging in alcohol use.
4. Adults and youth in Wayne County are using marijuana.

Step 2: Evidence-Informed Problem Statements - *Identify your top three problem statements using local or state data. Ensure that there is a problem statement for each co-equal funding category (e.g., prevention/education; intervention/treatment; and criminal justice services and activities).*

Data to support problem statements

Statement	Data	Source																																																																					
1. Adults in Wayne County are using illicit hard drugs, specifically opioids and stimulants.	Fig 1 - Wayne Co residents treated for substance diagnosis (yr 2024) by Centerstone	Fig 1 Centerstone																																																																					
	<table><tr><th>AgeCategory</th><th>ICD_Class4_Desc (Disorders)</th><th>Consumer count</th><th>% of age category total</th></tr><tr><td>Adult</td><td>CANNABIS RELATED</td><td>317</td><td>49.07%</td></tr><tr><td></td><td>ALCOHOL RELATED</td><td>272</td><td>42.11%</td></tr><tr><td></td><td>OTHER STIMULANT RELATED</td><td>225</td><td>34.83%</td></tr><tr><td></td><td>OPIOID RELATED</td><td>200</td><td>30.96%</td></tr><tr><td></td><td>COCAINE RELATED</td><td>85</td><td>13.16%</td></tr><tr><td></td><td>NICOTENE DEPENDENCE</td><td>72</td><td>11.15%</td></tr><tr><td></td><td>SEDATIVE, HYPNOTIC, OR ANXIOLYTIC RELATED</td><td>31</td><td>4.80%</td></tr><tr><td></td><td>OTHER PHYSCHOACTIVE SUBSTANCE RELATED</td><td>14</td><td>2.17%</td></tr><tr><td></td><td>HALLUCINOGEN RELATED</td><td>7</td><td>1.08%</td></tr><tr><td></td><td>INHALANT RELATED</td><td>1</td><td>.15%</td></tr><tr><td>Adult Total</td><td></td><td>646*</td><td>100%*</td></tr></table>	AgeCategory	ICD_Class4_Desc (Disorders)	Consumer count	% of age category total	Adult	CANNABIS RELATED	317	49.07%		ALCOHOL RELATED	272	42.11%		OTHER STIMULANT RELATED	225	34.83%		OPIOID RELATED	200	30.96%		COCAINE RELATED	85	13.16%		NICOTENE DEPENDENCE	72	11.15%		SEDATIVE, HYPNOTIC, OR ANXIOLYTIC RELATED	31	4.80%		OTHER PHYSCHOACTIVE SUBSTANCE RELATED	14	2.17%		HALLUCINOGEN RELATED	7	1.08%		INHALANT RELATED	1	.15%	Adult Total		646*	100%*	Fig 2 Richmond Police data																					
	AgeCategory	ICD_Class4_Desc (Disorders)	Consumer count	% of age category total																																																																			
	Adult	CANNABIS RELATED	317	49.07%																																																																			
		ALCOHOL RELATED	272	42.11%																																																																			
		OTHER STIMULANT RELATED	225	34.83%																																																																			
		OPIOID RELATED	200	30.96%																																																																			
		COCAINE RELATED	85	13.16%																																																																			
		NICOTENE DEPENDENCE	72	11.15%																																																																			
		SEDATIVE, HYPNOTIC, OR ANXIOLYTIC RELATED	31	4.80%																																																																			
	OTHER PHYSCHOACTIVE SUBSTANCE RELATED	14	2.17%																																																																				
	HALLUCINOGEN RELATED	7	1.08%																																																																				
	INHALANT RELATED	1	.15%																																																																				
Adult Total		646*	100%*																																																																				
	*Values reflect patients with multiple disorders																																																																						
	Fig 2 – Law enforcement data																																																																						
	<table><tr><th colspan="4">Richmond Indiana arrests related to substance use</th></tr><tr><td></td><td>2023</td><td>2024</td><td>Change</td></tr><tr><td>Drug/narcotic violations</td><td>241</td><td>225</td><td>-6.6%</td></tr><tr><td>Drug equipment violations</td><td>93</td><td>104</td><td>+11.8%</td></tr><tr><td>Driving under the influence</td><td>173</td><td>150</td><td>-13.3%</td></tr></table>	Richmond Indiana arrests related to substance use					2023	2024	Change	Drug/narcotic violations	241	225	-6.6%	Drug equipment violations	93	104	+11.8%	Driving under the influence	173	150	-13.3%	Fig 3 Indiana Dept. of Health Overdose dashboard (provisional data)																																																	
Richmond Indiana arrests related to substance use																																																																							
	2023	2024	Change																																																																				
Drug/narcotic violations	241	225	-6.6%																																																																				
Drug equipment violations	93	104	+11.8%																																																																				
Driving under the influence	173	150	-13.3%																																																																				
	Fig 3 – Overdose data																																																																						
	<table><tr><th>Wayne County</th><th>2023</th><th>2024</th></tr><tr><td>Overdose death (any type)</td><td>33</td><td>42</td></tr><tr><td>Overdose death (any opioid)</td><td>26</td><td>34</td></tr><tr><td></td><td></td><td></td></tr><tr><td>Age</td><td>Any drug</td><td>Any drug</td></tr><tr><td>15-24</td><td><5</td><td><5</td></tr><tr><td>25-34</td><td>7</td><td>8</td></tr><tr><td>35-44</td><td>11</td><td>16</td></tr><tr><td>45-54</td><td>5</td><td>8</td></tr><tr><td>55-64</td><td>5</td><td>6</td></tr><tr><td>65 and up</td><td><5</td><td><5</td></tr><tr><td></td><td></td><td></td></tr><tr><td></td><td></td><td></td></tr><tr><td>Gender</td><td>F/M</td><td>F/M</td></tr><tr><td>Any drug</td><td>13/20</td><td>18/24</td></tr><tr><td>Any opioid</td><td>11/15</td><td>14/20</td></tr><tr><td></td><td></td><td></td></tr><tr><td></td><td></td><td></td></tr><tr><td>Race any drug</td><td>32 white</td><td>38 white</td></tr><tr><td>Race any opioid</td><td>25 white</td><td>30 white</td></tr><tr><td></td><td></td><td></td></tr><tr><td></td><td></td><td></td></tr><tr><td></td><td></td><td></td></tr></table>	Wayne County	2023	2024	Overdose death (any type)	33	42	Overdose death (any opioid)	26	34				Age	Any drug	Any drug	15-24	<5	<5	25-34	7	8	35-44	11	16	45-54	5	8	55-64	5	6	65 and up	<5	<5							Gender	F/M	F/M	Any drug	13/20	18/24	Any opioid	11/15	14/20							Race any drug	32 white	38 white	Race any opioid	25 white	30 white										
Wayne County	2023	2024																																																																					
Overdose death (any type)	33	42																																																																					
Overdose death (any opioid)	26	34																																																																					
Age	Any drug	Any drug																																																																					
15-24	<5	<5																																																																					
25-34	7	8																																																																					
35-44	11	16																																																																					
45-54	5	8																																																																					
55-64	5	6																																																																					
65 and up	<5	<5																																																																					
Gender	F/M	F/M																																																																					
Any drug	13/20	18/24																																																																					
Any opioid	11/15	14/20																																																																					
Race any drug	32 white	38 white																																																																					
Race any opioid	25 white	30 white																																																																					

Age	Any opioid	Any opioid
15-24	<5	<5
25-34	6	6
35-44	9	14
45-54	<5	<5
55-64	5	6
65 and up	<5	<5
Emergency Room visits		
Any Drug	205	37
Any Opioid	74	11

Drug seizures noted by law enforcement in Wayne County for 2024 included

- 16,854 grams of marijuana
- 1,923 grams of meth/amphetamine
- 133 grams of cocaine/crack
- 255 grams of heroin
- 612 grams and 597 pills of other narcotics

Indiana Department of Child Services data:

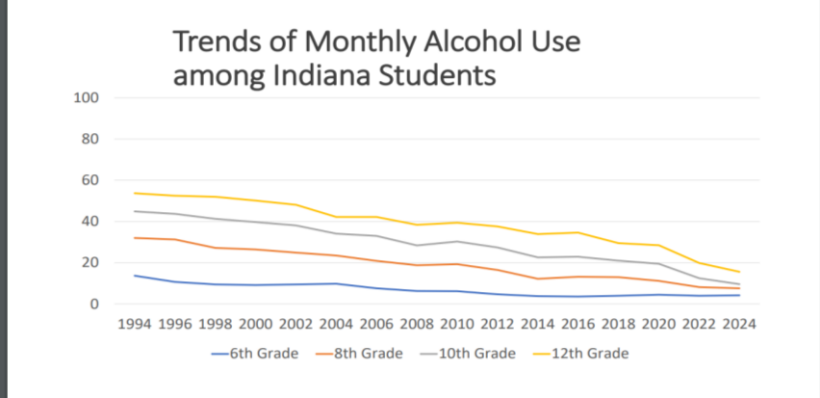
- In 2024 64 children were removed from Wayne County homes due to substance use.

Wayne County Law Enforcement

- 249 Overdose calls in 2024
- 1,386 grams of various substances were seized in 2024 using K-9 officers

2. Adults & youth in Wayne County are misusing alcohol.

Fig 4 INYS student data form 2024



The trend data noted above is among Indiana students. INYS data beyond 2020 does not adequately represent Wayne County for valid comparisons to state self-reported use.

The data below represents historic Wayne County to Indiana comparisons to illustrate historical disparate outcomes for Wayne County which have not been verifiable in recent data but likely still exist. DFWCP is advocating for increased school participation in 2026 Wayne County school surveys to restore data integrity for valid Wayne County vs. Indiana comparisons.

Fig 4. Indiana Youth Surveys

Fig 5. Centerstone

Fig 6 Richmond Police data

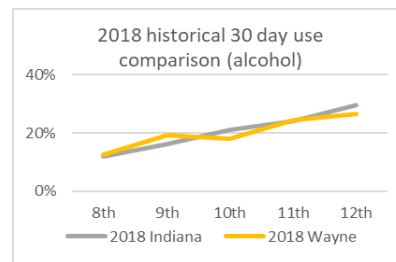
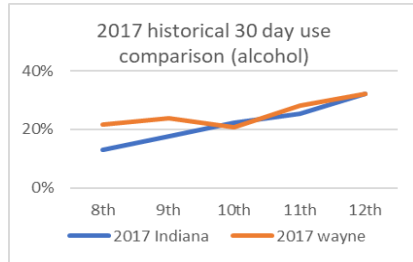


Fig 5 - Wayne Co residents treated for substance diagnosis (yr 2024) by Centerstone

AgeCategory	ICD_Class4_Desc (Disorders)	Consumer count	% of age category total
Adult	CANNABIS RELATED	317	49.07%
	ALCOHOL RELATED	272	42.11%
	OTHER STIMULANT RELATED	225	34.83%
	OPIOID RELATED	200	30.96%
	COCAINE RELATED	85	13.16%
	NICOTENE DEPENDENCE	72	11.15%
	SEDATIVE, HYPNOTIC, OR ANXIOLYTIC RELATED	31	4.80%
	OTHER PHYSCHOACTIVE SUBSTANCE RELATED	14	2.17%
	HALLUCINOGEN RELATED	7	1.08%
	INHALANT RELATED	1	.15%
Adult Total		646*	100%*
Child	CANNABIS RELATED	27	90.00%
	ALCOHOL RELATED	9	30.00%
	NICOTENE DEPENDENCE	3	10.00%
	OTHER PHYSCHOACTIVE SUBSTANCE RELATED	1	3.33%
	INHALANT RELATED	1	3.33%
Child Total		30*	100%*
Grand Total		676	

*Values reflect patients with multiple disorders

Fig 6 – law enforcement data

Richmond Indiana arrests related to substance use			
	2023	2024	Change
Drunkenness	25	25	flat
Liquor Law violations	16	20	+25%

Indiana Youth Survey data:

- 9.0% of Indiana students in grade 7th-12th reported using alcohol at least once in the past month in Indiana in 2024 – an improvement from 10.9% in 2022.72
- 2.9% reported binge drinking (consuming five or more drinks in a row) at least once in the past two weeks – down from 3.8% in 2022.
- 36.7% reported it was easy to get alcohol - a decrease from 39.6% in 2022.

3. Adults & youth in Wayne County are using marijuana.

Fig 7 INYS student data form 2024

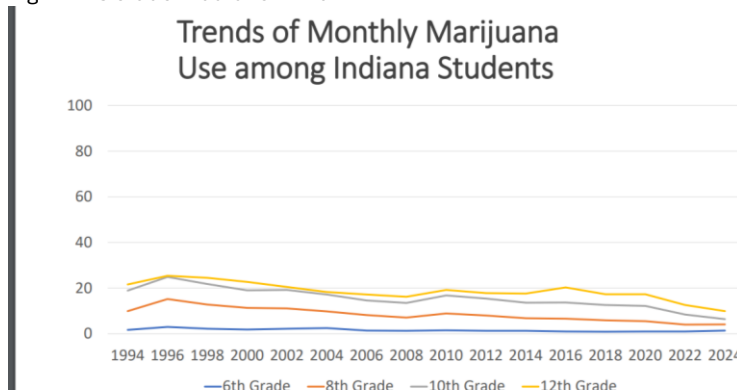


Fig 7. Indiana Youth Surveys

Fig 8. Centerstone

The trend data noted above is among Indiana students. INYS data beyond 2020 does not adequately represent Wayne County data.

The data below represents historic Wayne County to Indiana comparisons to illustrate historical disparate outcomes for Wayne County which have not been verifiable in recent data. DFWCP is advocating for increased school participation in Wayne County to restore data integrity for valid Wayne County vs. Indiana comparisons

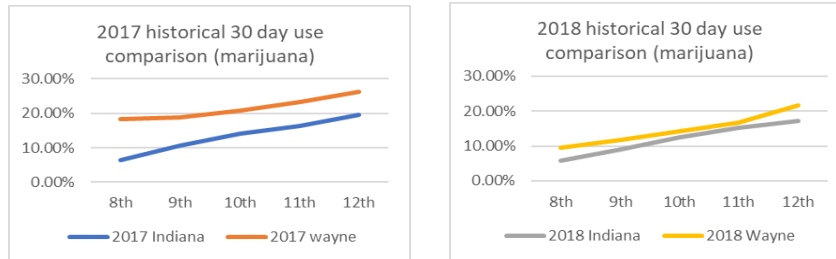


Fig 8 Wayne Co residents under age 18 treated for substance diagnosis (yr 2024) by Centerstone

AgeCategory	ICD_Class4_Desc (Disorders)	Consumer count	% of age category total
Adult	CANNABIS RELATED	317	49.07%
	ALCOHOL RELATED	272	42.11%
	OTHER STIMULANT RELATED	225	34.83%
	OPIOID RELATED	200	30.96%
	COCAINE RELATED	85	13.16%
	NICOTENE DEPENDENCE	72	11.15%
	SEDATIVE, HYPNOTIC, OR ANXIOLYTIC RELATED	31	4.80%
	OTHER PHYSCHOACTIVE SUBSTANCE RELATED	14	2.17%
	HALLUCINOGEN RELATED	7	1.08%
	INHALANT RELATED	1	.15%
Adult Total		646*	100%*
Child	CANNABIS RELATED	27	90.00%
	ALCOHOL RELATED	9	30.00%
	NICOTENE DEPENDENCE	3	10.00%
	OTHER PHYSCHOACTIVE SUBSTANCE RELATED	1	3.33%
	INHALANT RELATED	1	3.33%
Child Total		30*	100%*
Grand Total		676	

*Values reflect patients with multiple disorders

Indiana Youth Surveys data indicates:

- 5.2% of students in grade 7th-12th reported using marijuana at least once in the past month in Indiana in 2024 – an improvement from 6.4% in 2022.74
- 0.7% reported using synthetic marijuana at least once in the past month – a slight decrease from 1% in 2022.
- 22.9% reported it was easy to get marijuana – a continued improvement from 26.4% in 2022 and 28.6% in 2020.

Steps 3 and 4

SMART Goal Statements for each of the 3 problem statements

Problem Statement #1 - Adults in Wayne County are using illicit hard drugs, including opioids and stimulants

Goal 1 Increase the number of adults seeking treatment for opioid and stimulant addiction by 3% by 2026.

Goal 2 Reduce opioid overdose rate by 3% by 2026.

Problem Statement #2 - Adults & youth in Wayne County are misusing alcohol.

Goal 1 Increase number of individuals entering treatment for alcohol misuse/addiction by 2% by 2026.

Goal 2 Support or sponsor at least four community events which provide treatment or recovery support around reducing alcohol use by 2026.

Problem Statement #3 -Adults and Youth in Wayne County are using marijuana

Goal 1 Increase the numbers of individuals receiving treatment for marijuana use by 5% in 2026.

Goal 2 Be 2% below the national average on the Indiana Youth Survey (INYS) for marijuana use in 2026.

Step 5 - Actions to achieve goals

Problem Statement #1- Adults in Wayne County are using illicit hard drugs, including opioids and stimulants	Action
Goal 1 - Increase the number of adults seeking treatment for opioid and stimulant addiction by 3% by 2026,	<ol style="list-style-type: none">1. Support agencies engaged in the treatment of opioid and stimulant addiction through funding or promotion of evidence-based practices.2. Support law enforcement and justice efforts to increase awareness of treatment options.3. Support agencies engaged in the prevention of opioid and stimulant use through funding or promotion of evidence-based practices/treatment.
Goal 2 Reduce opioid overdose rate by 3% by 2026.	<ol style="list-style-type: none">1. Support agencies engaged in the treatment of opioid or stimulant addiction through funding or promotion of evidence-based practices.2. Support law enforcement and justice efforts to reduce access to heroin and opiates.3. Support agencies engaged in the prevention of

	<p>opioid or stimulant use through funding or promotion of evidence-based practices/treatment.</p>
<p>Problem Statement #2 - Adults and Youth in Wayne County are misusing alcohol</p>	<p>Action</p>
<p>Goal 1 Increase the number of individuals entering into treatment for alcohol misuse/addiction by 2% by 2026.</p>	<ol style="list-style-type: none"> 1. Support agencies engaged in the evidence-based treatment of alcohol misuse 2. Promote evidenced based awareness or treatment activities in Wayne County. 3. Support agencies engaged in prevention and law enforcement/justice efforts for alcohol treatment.
<p>Goal 2 Support or sponsor four community events which provide treatment or recovery support around reducing alcohol use by 2026.</p>	<ol style="list-style-type: none"> 1. Support agencies engaged in the evidence-based treatment of alcohol misuse to spread awareness, offer support, etc. 2. Support evidence-based awareness activities in Wayne County aimed at reducing alcohol use. 3. Promote community events aimed at reducing alcohol use.
<p>Problem Statement #3 - Adults and Youth in Wayne County are using marijuana</p>	<p>Steps</p>
<p>Goal 1 Increase the numbers of individuals entering into treatment for marijuana use by 5% in 2026.</p>	<ol style="list-style-type: none"> 1. Support agencies engaged in the evidence-based treatment of marijuana use. 2. Promote evidenced based awareness or treatment activities in Wayne County. 3. Support agencies engaged in prevention and law enforcement/justice efforts for marijuana treatment.
<p>Goal 2 Be 2% below the national average on the Indiana Youth Survey (INYS) for marijuana in 2026.</p>	<ol style="list-style-type: none"> 1. Promote/support local alternative activities for youth aimed at reducing marijuana use. 2. Support agencies engaged in evidenced based treatment of marijuana. 3. Support efforts that increase awareness of the dangers of using marijuana.

Fund Document

The fund document allows the LCC to provide finances available to the coalition at the beginning of the year. The fund document gauges an LCC's fiscal wellness to empower their implementation of growth within their community. The fund document also ensures LCCs meet the statutory requirement of funding programs within the three categories of (1) Prevention/Education, (2) Treatment/Intervention, and (3) Criminal Justice Services and Activities (IC 5-2-11-5).

Funding Profile		
1	Amount deposited into the County DFC Fund from fees collected last year	\$41,802.70
2	Amount of unused funds from last year that will roll over into this year:	\$0
3	Total funds available for programs and administrative costs for this year (Line 1 + Line 2):	\$41802.70
4	Amount of funds granted last year:	\$47,132.63
Additional Funding Sources (if no money is received, please enter \$0.00)		
A	Substance Abuse and Mental Health Services Administration (SAMHSA):	\$0.00
B	Centers for Disease Control and Prevention (CDC):	\$0.00
C	Bureau of Justice Administration (BJA):	\$0.00
D	Office of National Drug Control Policy (ONDCP):	\$0.00
E	Indiana State Department of Health (ISDH):	\$0.00
F	Indiana Department of Education (DOE):	\$0.00
G	Indiana Division of Mental Health and Addiction (DMHA):	\$0.00
H	Indiana Family and Social Services Administration (FSSA):	\$0.00
I	Local entities:	\$0.00
J	Other:	\$0.00
Categorical Funding Allocations		
Prevention/Education: \$10,450.68	Intervention/Treatment: \$10,450.68	Justice Services: \$10,450.68
Funding allotted to Administrative costs:		
Itemized list of what is being funded		Amount
Coordinator compensation		10,150.66
Office supplies/equipment (laptop computer)		\$300.00
Funding Allocations by Goal per Problem Statement:		
Problem Statement #1	Problem Statement #2	Problem Statement #3
Goal 1: \$5,225.34	Goal 1: \$5,225.34	Goal 1: \$5,225.34
Goal 2: \$5,225.34	Goal 2: \$5,225.34	Goal 2: \$5,225.34