

Post-Secondary Outcomes for Indiana's Foster Youth

Indiana Commission for Higher Education

Student Success Committee

February 13, 2019

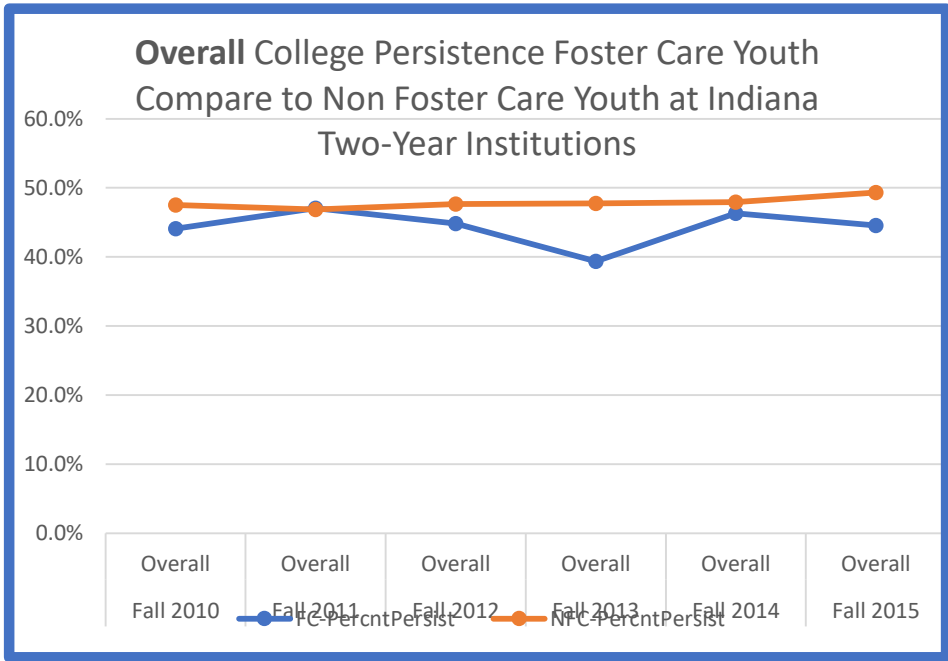


foster success

Student Profile

- First Generation Student
- Lack Stability
- Fear of Failure
- Missing Assumed Experiences
- Resilient
- Innovative



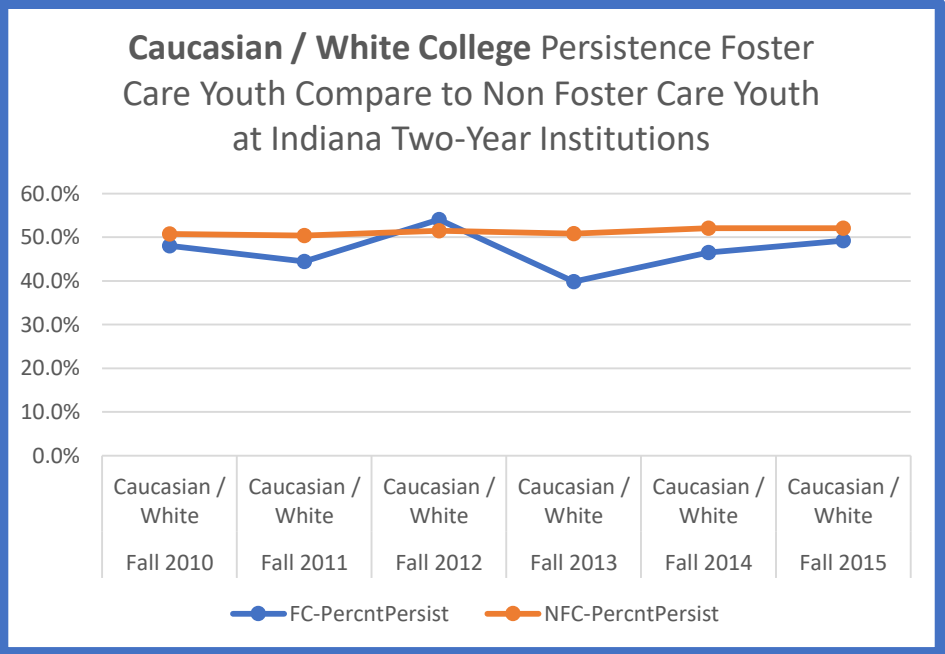
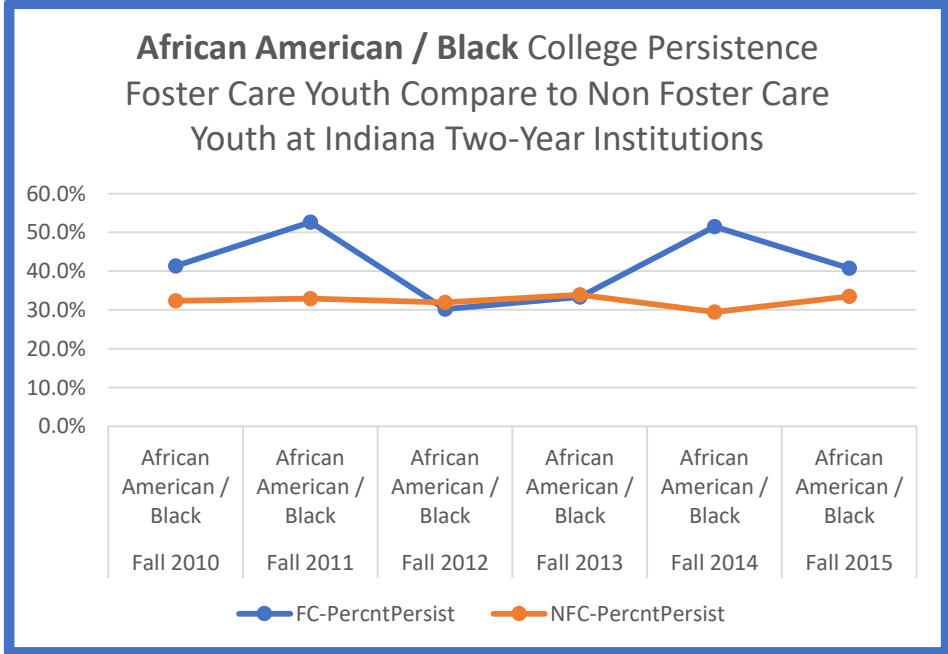


Persistence

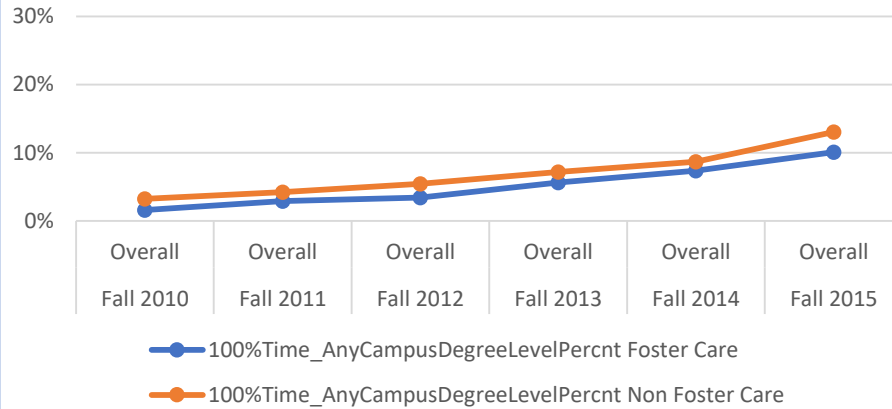
Two Year Campuses

Comparison of persistence rates (measured by re-enrollment in an academic program 12 months after starting program - Fall to Fall Retention).

Data Provided by Indiana Commission for Higher Education.



Overall College Completion Foster Care Youth Compared to Non Foster Care Youth at Indiana Two-Year Institutions (100% Completion Time)



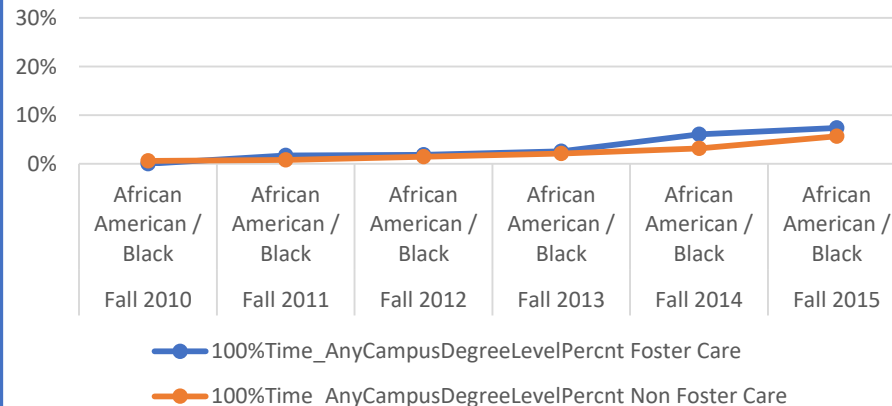
Completion

Two Year Campuses 100% Completion Time

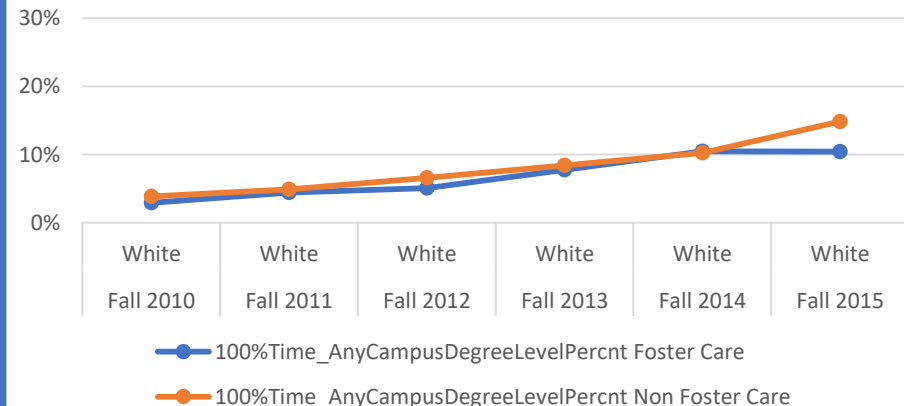
Comparison of completion rates on two-year college campuses at the 100% (2 years), 150% (3 years) and 200% (4 years) completion times.

Data Provided by Indiana Commission for Higher Education.

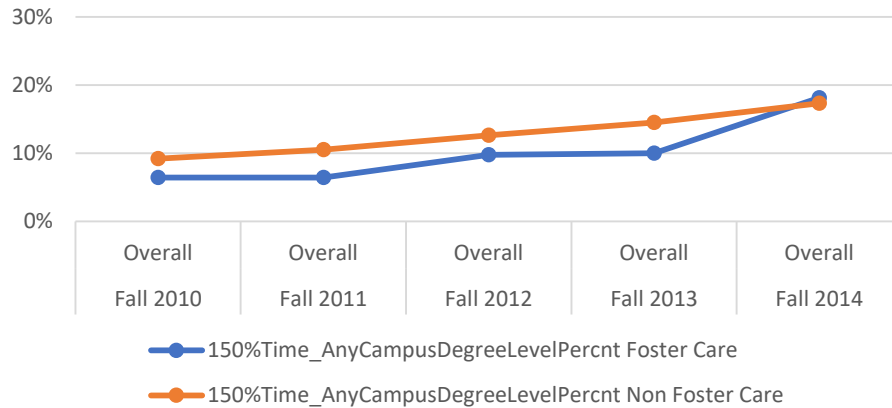
African American / Black College Completion Foster Care Youth Compared to Non Foster Care Youth at Indiana Two-Year Institutions (100% Completion Time)



Caucasian / White Completion Foster Care Youth Compared to Non Foster Care Youth at Indiana Two-Year Institutions (100% Completion Time)



Overall College Completion Foster Care Youth Compared to Non Foster Care Youth at Indiana Two-Year Institutions (150% Completion Time)



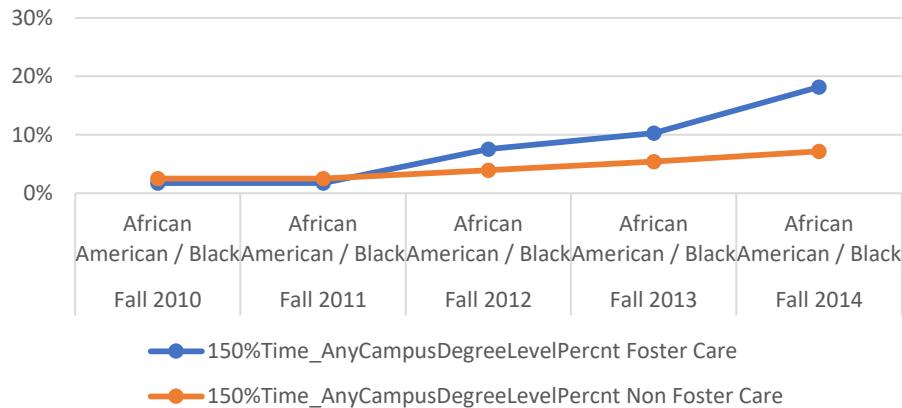
Completion

Two Year Campuses 150% Completion Time

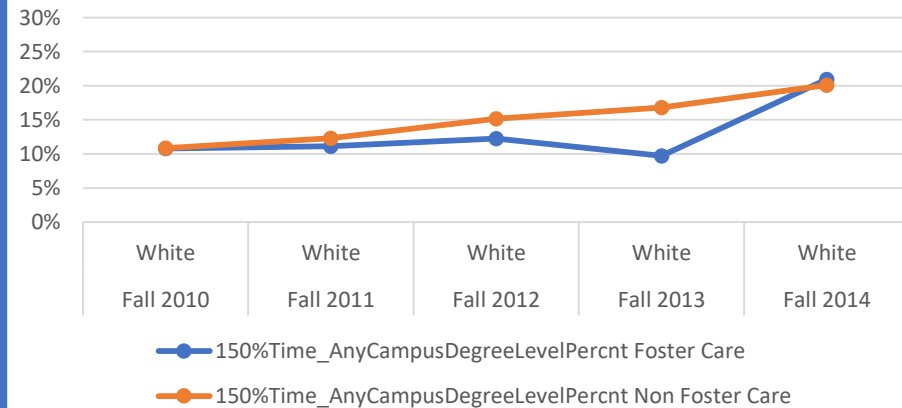
Comparison of completion rates on two-year college campuses at the 100% (2 years), 150% (3 years) and 200% (4 years) completion times.

Data Provided by Indiana Commission for Higher Education.

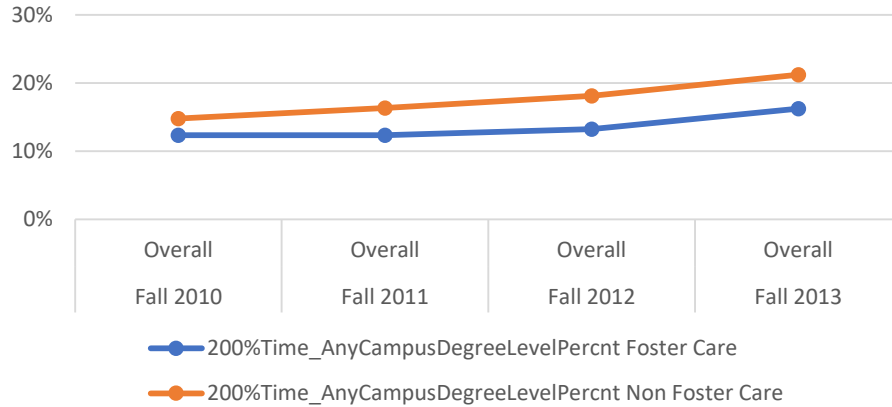
African American / Black College Completion Foster Care Youth Compared to Non Foster Care Youth at Indiana Two-Year Institutions (150% Completion Time)



Caucasian / White Completion Foster Care Youth Compared to Non Foster Care Youth at Indiana Two-Year Institutions (150% Completion Time)



Overall College Completion Foster Care Youth Compared to Non Foster Care Youth at Indiana Two-Year Institutions (200% Completion Time)



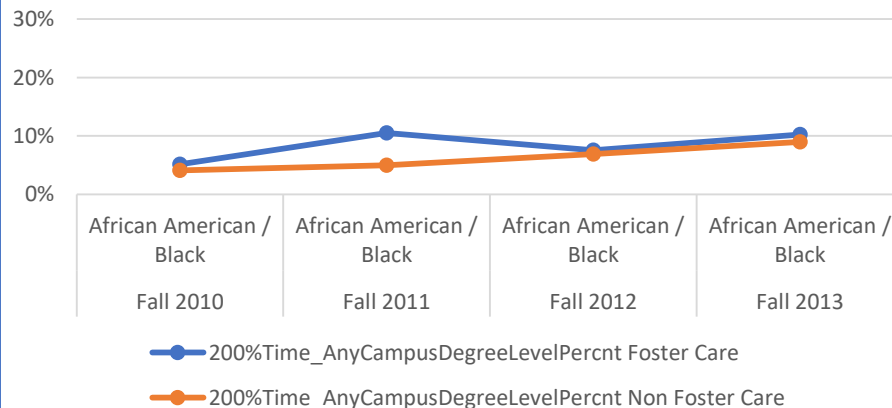
Completion

Two Year Campuses 200% Completion Time

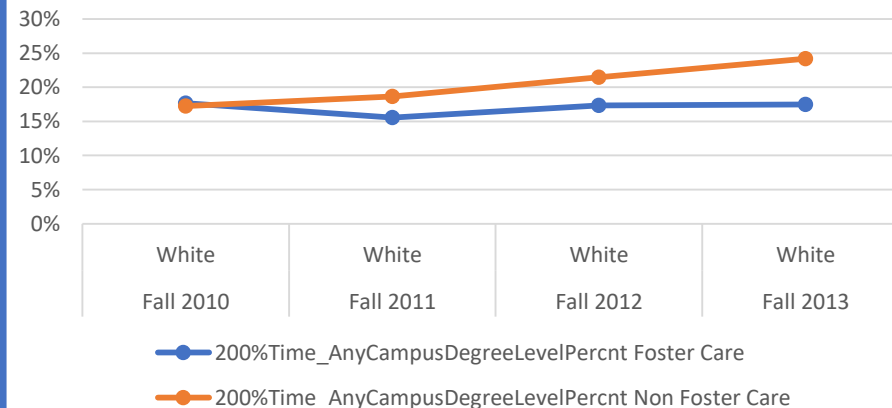
Comparison of completion rates on two-year college campuses at the 100% (2 years), 150% (3 years) and 200% (4 years) completion times.

Data Provided by Indiana Commission for Higher Education.

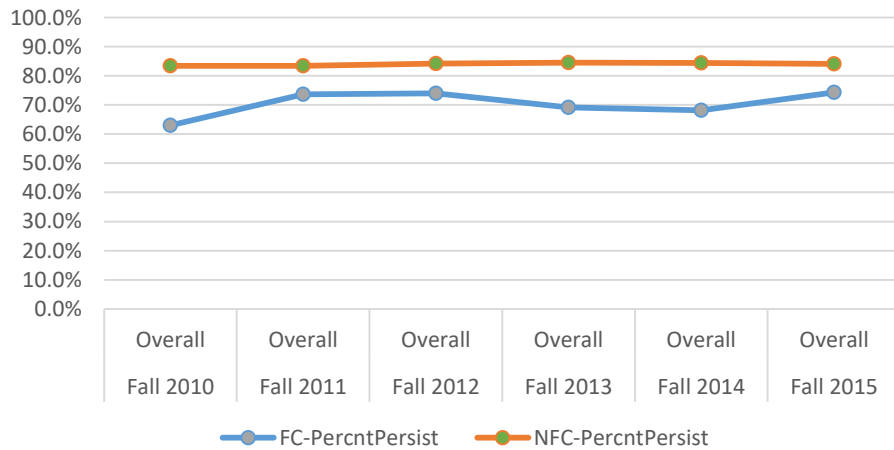
African American / Black College Completion Foster Care Youth Compared to Non Foster Care Youth at Indiana Two-Year Institutions (200% Completion Time)



Caucasian / White College Completion Foster Care Youth Compared to Non Foster Care Youth at Indiana Two-Year Institutions (200% Completion Time)



Overall College Persistence Foster Care Youth Compare to Non Foster Care Youth at Indiana Four-Year Institutions



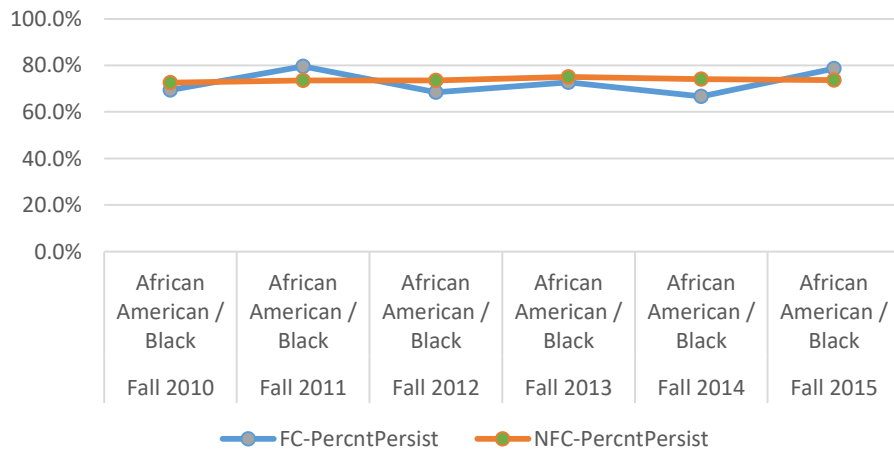
Persistence

Four Year Campuses

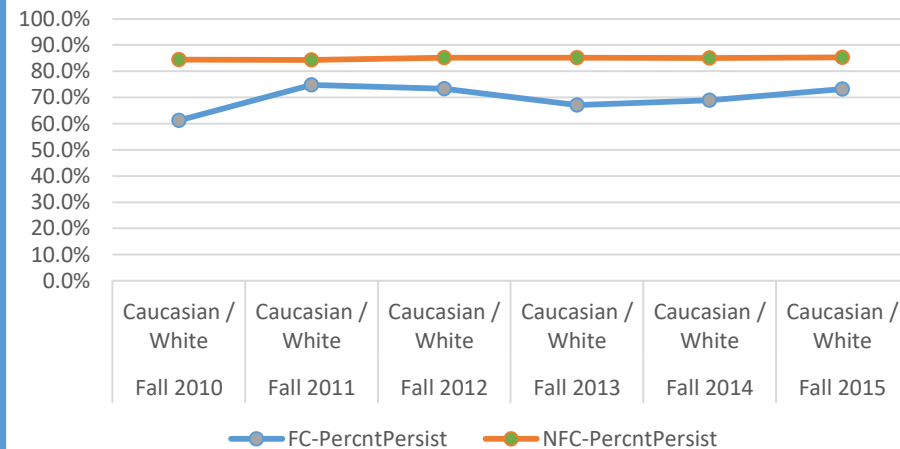
Comparison of persistence rates (measured by re-enrollment in an academic program 12 months after starting program - Fall to Fall Retention).

Data Provided by Indiana Commission for Higher Education.

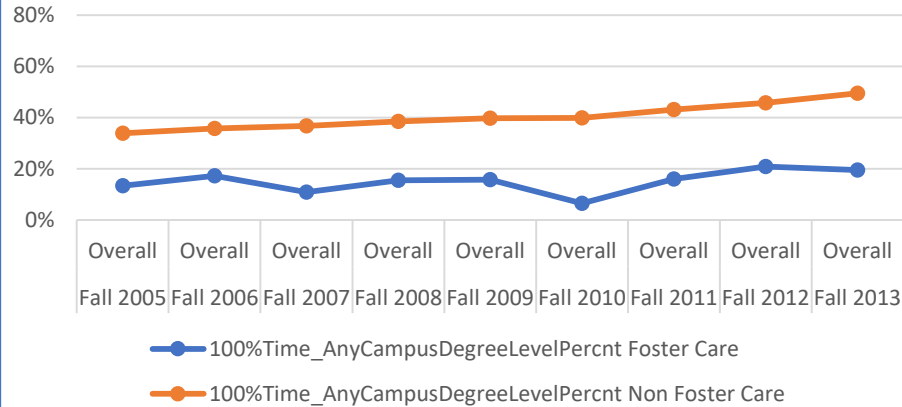
African American / Black College Persistence Foster Care Youth Compare to Non Foster Care Youth at Indiana Four-Year Institutions



Caucasian / White College Persistence Foster Care Youth Compare to Non Foster Care Youth at Indiana Four-Year Institutions



Overall College Completion Foster Care Youth Compared to Non Foster Care Youth at Indiana Four-Year Institutions (100% Completion Time)



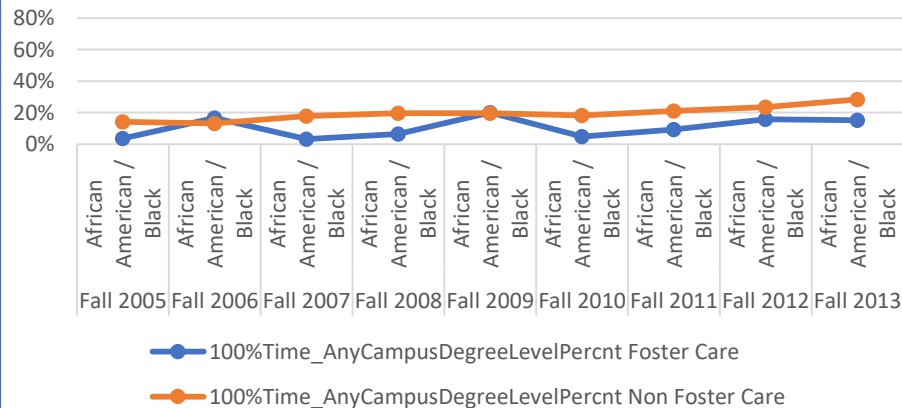
Completion

Four Year Campuses 100% Completion Time

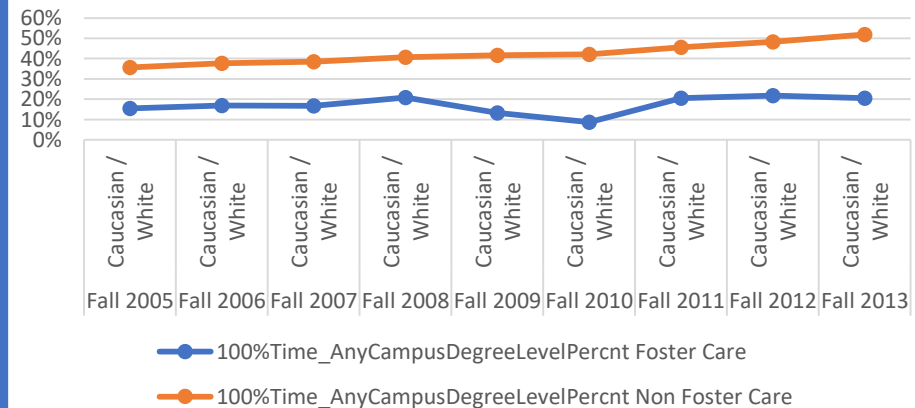
Comparison of completion rates on four-year college campuses at the 100% (4 years), 150% (6 years) and 200% (8 years) completion times.

Data Provided by Indiana Commission for Higher Education.

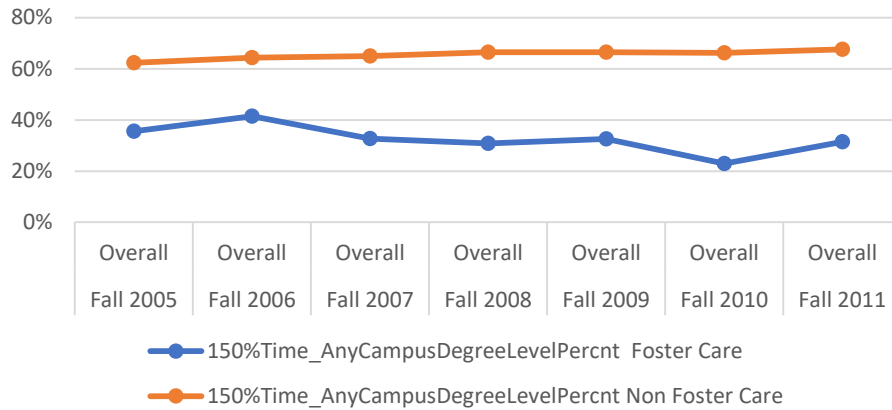
African American / Black College Completion Foster Care Youth Compared to Non Foster Care Youth at Indiana Four-Year Institutions (100% Completion Time)



Caucasian / White College Completion Foster Care Youth Compared to Non Foster Care Youth at Indiana Four-Year Institutions (100% Completion Time)



Overall College Completion Foster Care Youth Compared to Non Foster Care Youth at Indiana Four-Year Institutions (150% Completion Time)



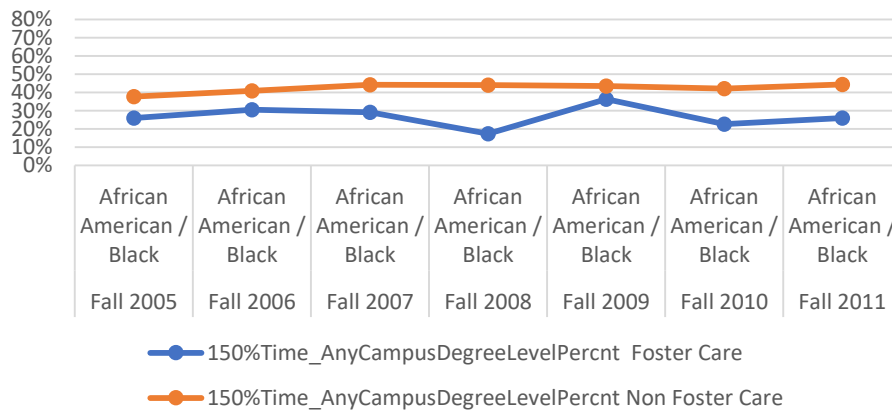
Completion

Four Year Campuses 150% Completion Time

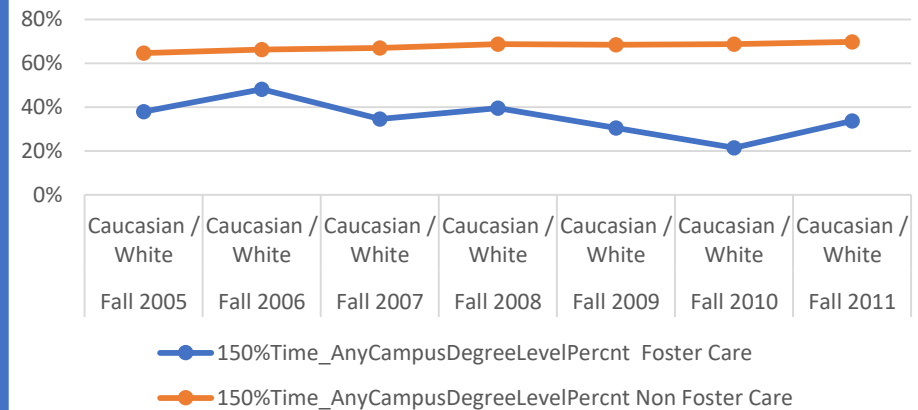
Comparison of completion rates on four-year college campuses at the 100% (4 years), 150% (6 years) and 200% (8 years) completion times.

Data Provided by Indiana Commission for Higher Education.

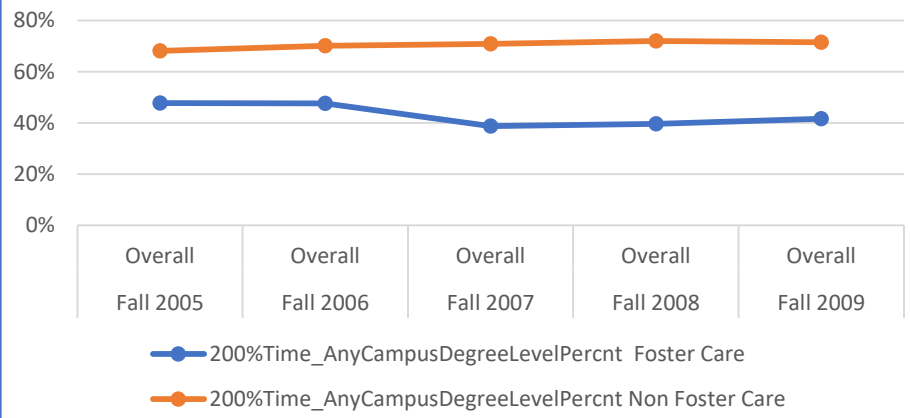
African American / Black College Completion Foster Care Youth Compared to Non Foster Care Youth at Indiana Four-Year Institutions (150% Completion Time)



Caucasian / White College Completion Foster Care Youth Compared to Non Foster Care Youth at Indiana Four-Year Institutions (150% Completion Time)



Overall College Completion Foster Care Youth Compared to Non Foster Care Youth at Indiana Four-Year Institutions (200% Completion Time)



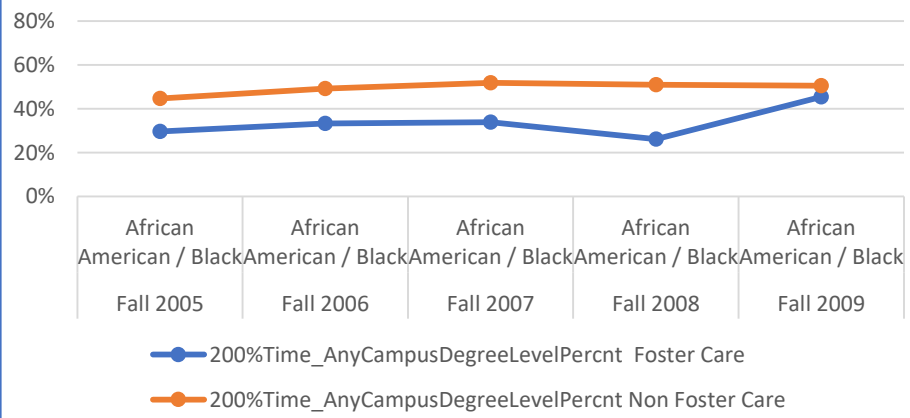
Completion

Four Year Campuses 200% Completion Time

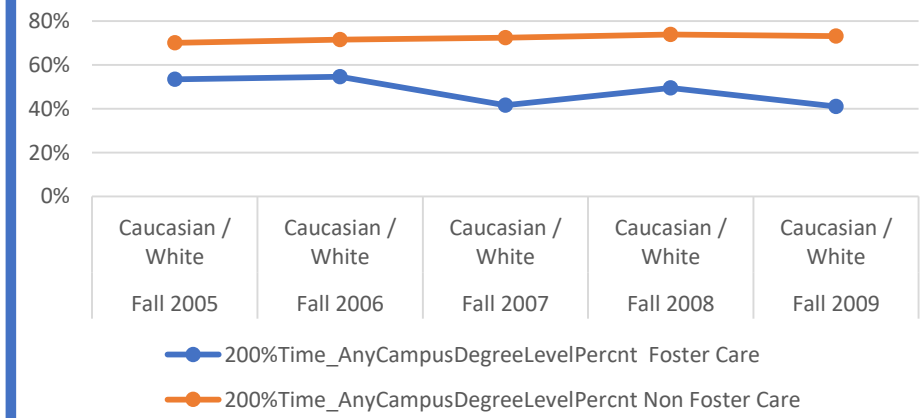
Comparison of completion rates on four-year college campuses at the 100% (4 years), 150% (6 years) and 200% (8 years) completion times.

Data Provided by Indiana Commission for Higher Education.

African American / Black College Completion Foster Care Youth Compared to Non Foster Care Youth at Indiana Four-Year Institutions (200% Completion Time)



Caucasian / White College Completion Foster Care Youth Compared to Non Foster Care Youth at Indiana Four-Year Institutions (200% Completion Time)



Changing the Story

- Happening Right Now
 - 21st Century Scholar Enrollment
 - Extension of Foster Care Services
- Building the network of support
 - Before HS Graduation
 - On Campus
- Creating a network of accountability
 - K12 Educational Outcomes Report
 - Indicators of Support Report
 - Campus Champions



Program Models

- IUPUI – Nina Mason Scholars and THRIVE
- IU Groups
- Ball State – Guardian Scholars





Maggie Stevens, Ed.D.

Maggie.Stevens@incby25.org

317-917-8940, x107

Fostersuccess.org

