

HOPE Agenda Dashboard

Overview & Live Demo

Aaron Olson, Assistant Director for Data Analytics

November 14, 2024

HOPE AGENDA DASHBOARD

- ▶ The HOPE Agenda Dashboard is CHE's **one source of truth** for Indiana's most up-to-date rankings on the seven HOPE Agenda Goals
 1. Rankings will be updated on the dashboard **on an ongoing basis** as new data becomes available
 2. Data can be **viewed longitudinally**, displaying how rankings change over time
 3. Allows for **"real-time" tracking** of progress towards becoming a top 10 state









CHE'S DATA STRATEGY

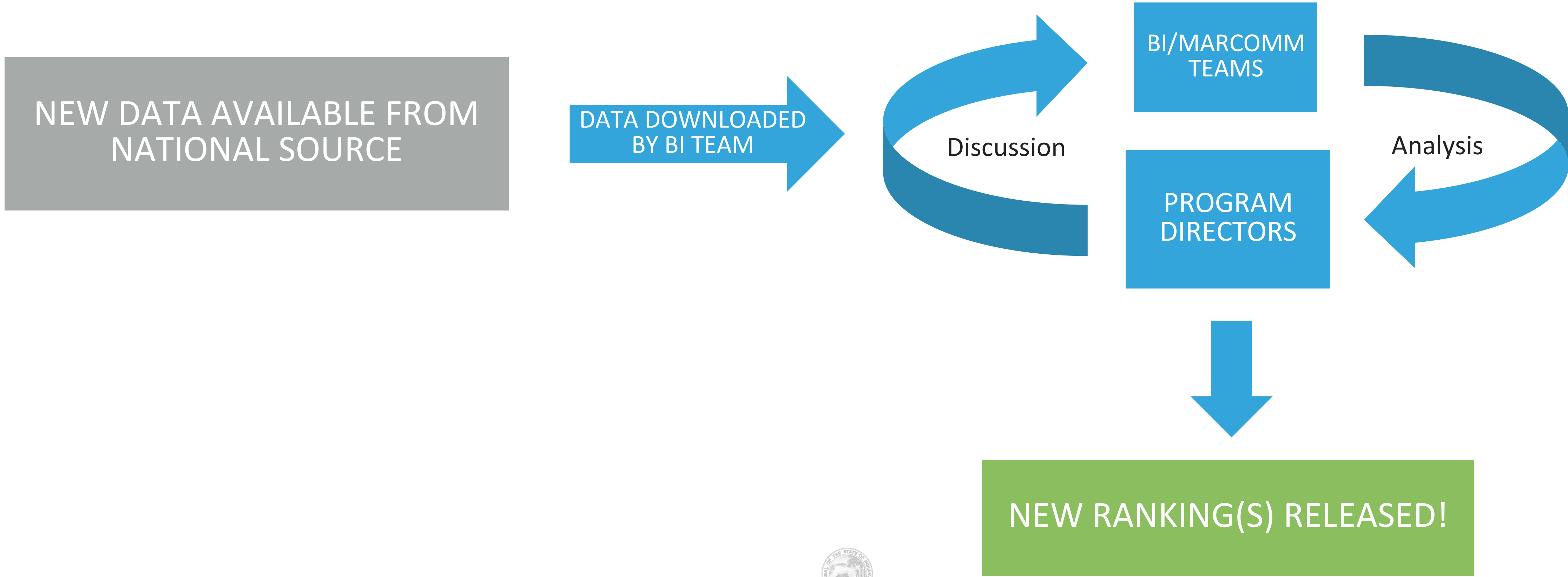
- ▶ The HOPE Agenda Dashboard accomplishes several key components of CHE's Data Strategy
 1. Moves CHE from **static & unresponsive** reports to **dynamic & interactive** dashboards
 2. Moves CHE beyond internal data by using **national data sources** to produce estimates and rankings



HOPE GOAL DATA SOURCES

	Data Source	Associated Goals
	U.S. Census Bureau's American Community Survey (ACS)	1, 2, 5, 7
	National Center for Education Statistics (NCES)	1
	Western Interstate Commission for Higher Education (WICHE)	1
	National Student Clearinghouse (NSC)	4
	UN Subnational Human Development Index (SHDI)	6
	Lumina Foundation	7

QUARTERLY RANKING UPDATE CADENCE



HOPE DASHBOARD DEMO



NEXT STEPS

- ▶ **Development and discussion of internal key indicators**
 - ▶ Example: FAFSA Completions -> College-Going Rate
- ▶ **Forecasting Indiana's trajectory on some HOPE Goal Rankings**
 - ▶ Core Question: How do CHE programs/policies impact our ranking trajectory?
- ▶ **Determining "targets" to reach 10th place by 2030**
 - ▶ Example: What numbers do we need to hit by 2030 to reach 10th place?



INDIANA COMMISSION *for*
HIGHER EDUCATION