




SECONDARY CORE INDICATORS REPORT

Area District #26 - Anderson Community Schools

| Core Indicator | | State AUL 14-15 | Local AUL 14-15 | ACTED 14-15 | State AUL 15-16 | Local AUL 15-16 | ACTED 15-16 | State AUL 16-17 | Local AUL 16-17 | ACTED 16-17 | State AUL 17-18 | Local AUL 17-18 |
|----------------|-----------------------------|--------------------|--------------------|----------------|--------------------|--------------------|----------------|--------------------|--------------------|----------------|--------------------|--------------------|
| 1S1 | Academic Achievement Lang | 65.50% | 62.62% | 63.27% | 70.00% | 72.12% | 76.00% | 70.00% | 74.28% | 71.17% | 78.00% | 82.77% |
| 1S2 | Academic Achievement Math | 71.00% | 67.00% | 68.03% | 80.00% | 76.00% | 73.71% | 80.00% | 76.00% | 81.39% | 88.00% | 84.69% |
| 2S1 | Technical Skill Attainment | 88.00% | 89.00% | 51.19% | 89.00% | 80.00% | 72.81% | 89.00% | 81.20% | 74.67% | 89.00% | 81.20% |
| 3S1 | Completion | 94.00% | 96.50% | 100.00% | 96.00% | 96.50% | 100.00% | 96.00% | 97.95% | 100.00% | 95.00% | 95.00% |
| 4S1 | Graduation (NCLB) | 94.25% | 92.50% | 97.86% | 95.00% | 93.25% | 98.27% | 95.00% | 93.72% | 95.10% | 95.00% | 93.72% |
| 5S1 | Placement | 90.00% | 104.78% | 65.45% | 90.00% | 78.00% | 100.00% | 90.00% | 79.17% | 72.22% | 95.00% | 83.57% |
| 6S1 | Non-Trad Participation | 31.00% | 29.66% | 18.43% | 29.50% | 25.00% | 15.18% | 29.50% | 25.13% | 15.11% | 29.50% | 25.13% |
| 6S2 | Non-Trad Completion | 25.00% | 18.87% | 6.17% | 20.00% | 15.00% | 8.62% | 20.00% | 15.08% | 9.15% | 20.00% | 15.08% |
| 7X | COMPLETION RATE | N/A | 78.96% | 56.95% | N/A | 78.96% | 60.75% | N/A | 78.96% | 50.51% | N/A | 78.96% |
| 8X | Academic Achievement Lang | N/A | 62.86% | 70.18% | N/A | 62.86% | 66.67% | N/A | 62.86% | 50.00% | N/A | 62.86% |
| 9X | Academic Achievement Math / | N/A | 66.99% | 58.00% | N/A | 66.99% | 44.90% | N/A | 66.99% | 38.71% | N/A | 66.99% |

| | |
|--|-----------------------------------|
|  | NEED AN IMPROVEMENT PLAN |
|  | NEED AN IMPROVEMENT PLAN (year 2) |
|  | NEED AN IMPROVEMENT PLAN (year 3) |