




SECONDARY CORE INDICATORS REPORT

Area District #14 - FWCS Career Academy @ Anthis

Core Indicator		State AUL 14-15	Local AUL 14-15	ACTED 14-15	State AUL 15-16	Local AUL 15-16	ACTED 15-16	State AUL 16-17	Local AUL 16-17	ACTED 16-17	State AUL 17-18	Local AUL 17-18
1S1	Academic Achievement Lang	65.50%	62.62%	79.12%	70.00%	68.12%	88.50%	70.00%	70.16%	81.84%	78.00%	78.18%
1S2	Academic Achievement Math	71.00%	68.68%	86.24%	80.00%	77.68%	93.61%	80.00%	80.01%	85.09%	88.00%	89.15%
2S1	Technical Skill Attainment	88.00%	88.00%	74.73%	89.00%	89.00%	76.22%	89.00%	90.34%	76.42%	89.00%	90.34%
3S1	Completion	94.00%	96.50%	99.91%	96.00%	96.50%	99.89%	96.00%	97.95%	99.69%	95.00%	95.00%
4S1	Graduation (NCLB)	94.25%	94.30%	95.96%	95.00%	94.30%	98.81%	95.00%	94.77%	96.39%	95.00%	94.77%
5S1	Placement	90.00%	94.78%	63.43%	90.00%	90.00%	100.00%	90.00%	91.35%	59.50%	95.00%	95.00%
6S1	Non-Trad Participation	31.00%	29.66%	31.49%	29.50%	29.66%	35.14%	29.50%	29.81%	37.47%	29.50%	29.81%
6S2	Non-Trad Completion	25.00%	18.87%	20.43%	20.00%	18.87%	21.27%	20.00%	18.96%	17.23%	20.00%	18.96%
7X	COMPLETION RATE	N/A	72.01%	65.26%	N/A	72.01%	66.11%	N/A	72.01%	63.02%	N/A	72.01%
8X	Academic Achievement Lang	N/A	80.76%	74.53%	N/A	80.76%	87.25%	N/A	80.76%	55.23%	N/A	80.76%
9X	Academic Achievement Math /	N/A	79.81%	64.02%	N/A	79.81%	77.19%	N/A	79.81%	36.67%	N/A	79.81%

	NEED AN IMPROVEMENT PLAN
	NEED AN IMPROVEMENT PLAN (year 2)
	NEED AN IMPROVEMENT PLAN (year 3)