




## SECONDARY CORE INDICATORS REPORT

### Area District #07 - South Bend Comm. Sch. Corp.

Core Indicator		State AUL 14-15	Local AUL 14-15	ACTED 14-15	State AUL 15-16	Local AUL 15-16	ACTED 15-16	State AUL 16-17	Local AUL 16-17	ACTED 16-17	State AUL 17-18	Local AUL 17-18
1S1	Academic Achievement Lang	65.50%	62.62%	72.16%	70.00%	67.12%	76.09%	70.00%	69.13%	78.93%	78.00%	77.03%
1S2	Academic Achievement Math	71.00%	62.50%	81.62%	80.00%	71.50%	85.42%	80.00%	73.65%	89.61%	88.00%	82.07%
2S1	Technical Skill Attainment	88.00%	87.50%	80.87%	89.00%	88.50%	92.91%	89.00%	89.83%	82.42%	89.00%	89.83%
3S1	Completion	94.00%	96.50%	100.00%	96.00%	96.50%	100.00%	96.00%	97.95%	99.72%	95.00%	95.00%
4S1	Graduation (NCLB)	94.25%	94.30%	96.74%	95.00%	94.30%	96.87%	95.00%	94.77%	95.93%	95.00%	94.77%
5S1	Placement	90.00%	92.00%	68.18%	90.00%	90.00%	88.15%	90.00%	90.00%	69.49%	95.00%	95.00%
6S1	Non-Trad Participation	31.00%	29.66%	20.09%	29.50%	25.00%	22.46%	29.50%	25.13%	23.46%	29.50%	25.13%
6S2	Non-Trad Completion	25.00%	18.87%	17.37%	20.00%	18.87%	18.49%	20.00%	18.96%	16.08%	20.00%	18.96%
7X	COMPLETION RATE	N/A	27.27%	83.88%	N/A	27.27%	80.32%	N/A	27.27%	87.82%	N/A	27.27%
8X	Academic Achievement Lang	N/A	78.04%	79.13%	N/A	78.04%	73.33%	N/A	78.04%	58.14%	N/A	78.04%
9X	Academic Achievement Math /	N/A	82.72%	72.73%	N/A	82.72%	83.64%	N/A	82.72%	50.00%	N/A	82.72%

	NEED AN IMPROVEMENT PLAN
	NEED AN IMPROVEMENT PLAN (year 2)
	NEED AN IMPROVEMENT PLAN (year 3)