

National Association of Dairy Regulatory Officials 61st Annual Meeting



**Mystic, Connecticut
July 13-17, 2019**

Table of Contents

NADRO Officers

Introduction and Acknowledgement

Annual Meeting Agenda

NADRO Member Agencies, Delegates and Alternate Delegates

NADRO 2019 Registrants

Honorary Lifetime Members

Past Presidents

Past Meeting Locations

President's Report

Committee Assignments

Annual Business Meeting Minutes

Executive Committee Meeting Minutes

Audit Committee Report

Nominations Committee Report

Resolutions and Action Items

Constitution and Bylaws

State Reports

2019 Allied Sponsors

2019 Product Sponsors

Introductions and Presentations Provided

Dr. Stephen Beam, Chair, NCIMS
NCIMS Update

Dr. Dennis D'Amico, Associate Professor of Dairy Foods, University
of Connecticut
Raw Milk Cheese

Randy Elsberry, Senior Milk Sanitation Officer, FDA/CFSAN
FDA update/AMI Update

Cary Frye, Vice President Regulatory and Scientific Affairs, IDFA
IDFA Update

Leigh Hamilton, Piper Systems
Piper Systems

Roger Hooi, Senior Director, Dean Foods Company
Appendix N Update

Jamie Jonker, Ph.D. Vice President NMPF
NMPF Update

Brandon Meiwes, DFA
DFA Electronic Manifest

Dr. Lowell Midla VMD, MS Veterinary Technical Services
Manager, Merck Animal Health
Merck Animal Health

Capt. Tim Roddy, Branch Director, Milk Safety Division, FDA
Appendix T Pilot Program

Brett Roeller, Quali-Tru Sampling Systems
Raw Milk Sampling

Chris Thompson, Acting Director Dairy Grading and Standards
Division, USDA
USDA Update

Officers

2019-20

(installed at the end of 2019 conference)

President	Zach Conlin, FL Dept of Ag & Consumer Svcs
President Elect	Terry Philibeck, MI Dept of Agriculture
Vice President	Nathan Campbell, IN Board of Health
Secretary	Dustin Cox, NM Dept. of Agriculture
Past President	Vacant
Executive Treasurer	Eunice Schlappi, KY Dept of Agriculture

2018-19

(installed at the end of 2018 conference)

President	Mike Wiggs, ID Dept of Agriculture
President Elect	Zach Conlin, FL Dept of Ag & Consumer Svcs
Vice President	Terry Philibeck, MI Dept of Agriculture
Secretary	Nathan Campbell, IN Board of Health, Dairy Div
Past President	James Allyn, CT Dept of Agriculture
Executive Treasurer	Eunice Schlappi, KY Dept of Agriculture

National Association of Dairy Regulatory Officials (NADRO)
61st Annual Meeting

Acknowledgments

I have had the opportunity to attend several annual meetings with the National Association of Dairy Regulatory Official (NADRO) in the past, and through 2018-2019 I have been fortunate enough to serve as the Secretary for this great organization. This organization provides an avenue to discuss and vet many of the regulatory issues that confront our states. In addition, this association promotes a comradery amongst it's' participants that builds lifelong relationships that are both personal and professional, and I feel blessed to be a part of such a great group of individuals.

This year marked a record number of registrants for NADRO, and we continue to see interest and participation grow. I am grateful for the participation and support that has been shown to this organization by the dairy industry, States, and the FDA, for without your support we wouldn't experience such encouraging growth.

I would like to thank this organization's officers for their commitment to NADRO. The knowledge you bring to this organization as we seek to better protect public health and effectively regulate the dairy industry is invaluable. As dairy regulators, we all benefit from the selfless giving of your time to support NADRO as you continue to move this organization forward. A special thanks to Zach Conlin, whom took on the role of President after Mike Wiggs stepped away from his regulatory role in Idaho. I know this was an unexpected promotion for Zach, but he served NADRO well as president throughout 2018-2019, as he will through next year as well. This group is also very appreciative of the expertise and leadership that Mike Wiggs has brought to the organization throughout the years, and we would like to wish him well in his future endeavors.

I would like to sincerely express my gratitude to Jim Allyn and the state of Connecticut for all their efforts to hosts our 61st annual meeting. Jim Allyn and his staff should be commended for their tireless hard work to ensure this year's meeting was a success. I would also like to thank all the speakers that took time out of their schedules to attend this year's meeting and share their wisdom and knowledge with all attendees.

I hope you find the information within these pages to be applicable and relevant, but it is merely a small portion of the knowledge that was shared throughout the 61st annual meeting. I have enjoyed serving as the secretary for this body of regulatory officials, and I look forward to another successful annual meeting in Madison, WI in 2020.

Sincerely,

Nathan Campbell

Nathan Campbell, Secretary
National Association of Dairy Regulatory Officials



**National Association of Dairy Regulatory Officials - NADRO
2019 Annual Conference – Mystic, CT
July 13-17, 2019**

Saturday, July 13, 2019

3:00 – 5:00 Early Arrival & registration
Optional Early Arrival Activity – leaving hotel @ 5:00 p.m. (activity pending)
Evening Activity

Sunday, July 14, 2019

9:00 a.m. – 5:30 p.m. Registration
10:00 a.m. – 11:30 a.m. Executive Board Meeting

Sunday Afternoon Session - Moderator – President, Zach Conlin - FL

1:00 p.m.	Welcome	President Zach Conlin
1:10 p.m.	Connecticut Welcome	Jim Allyn, CT Dept of Ag
1:20 p.m.	State Reports*	
3:00 p.m.	Break	
3:15 p.m.	Business Session	
	Call to Order	
	Roll Call	
	President's Report	
	NASDA Report	
	Committee Assignments	
	Resolution Assignments	
4:00 p.m.	State Reports*	
5:30 p.m.	Adjourn	
6:00 p.m.	Dinner on your own	

Monday, July 15, 2019 - Moderator – President Elect, Terry Philibeck - MI

8:00 a.m.	Welcome	Bryan P. Hurlburt, Commissioner of Agriculture
8:15 a.m.	FDA CFSAN/App T	Randy Elsberry, FDA
8:45 a.m.	FDA OSCP/AMI	Capt. Tim Roddy, FDA
9:15 a.m.	NMPF Update	Jamie Jonker, NMPF
9:45 a.m.	NCIMS Update	Steve Beam, CA Dept of Ag
10:15 a.m.	Appendix N update	Roger Hooi, Dean Foods
10:45 -11:15 a.m.	CBD/Hemp Extract	
11:45 a.m.	Board Bus for Agriculture Tour (dinner included)	

(continued)

Tuesday, July 16, 2019 - Moderator – Vice President, Nathan Campbell - IN

8:00 a.m.	Quali-Tru	Brett Roeller
8:45 a.m.	IDFA Update	Cary Frye, IDFA
9:30 a.m.	USDA Update	Chris Thompson, USDA
10:15 a.m.	Break	
10:30 a.m.	Raw Milk Cheese/Regulatory	Dennis D'Amico, University of CT
11:15 a.m.	Advancements in Milk Testing	Bob Salter, Charm Scientific
12:00 p.m.	Lunch on your own	

Tuesday (p.m.) July 16, 2019 - Moderator – Vice President, Nathan Campbell - IN

1:15 p.m.	Merck Animal Health	Dr. Lowell Midla
2:15 p.m.	Piper Systems	Leigh Hamilton
2:45 p.m.	DFA Electronic Manifest	Brandon Meiwes
3:15 p.m.	Break	
3:30 p.m.	NADRO Committee Meetings	
5:00 p.m.	Recess	
6:00 p.m.	Reception	
7:00 p.m.	Banquet / Awards	

Wednesday July 17, 2019 - Moderator – President – Zach Conlin - FL

8:00 a.m.	State Reports & Committee Reports
9:45 a.m.	Break
10:00 a.m.	Business Session
	Roll Call
	Resolution Committee Report
	Financial Report
	Audit report
	Old Business
	New Business
	Nominating Committee Report
	Election of Officers
	Host States for Next two Annual Meetings
	- Wisconsin – 2020
	- SOUTHEAST (pending) - 2021
12:00 p.m.	Adjourn – Have a safe journey home!

* A representative from each state will be given the opportunity to provide a brief **(5 minutes)** dairy industry update regarding their home state

2019 Member Agencies & Delegates

State	D/A	First	Last	Association
Alabama	Del	Audra	Phillips	AL Dept of Public Health
	Alt	John	Nelson	AL Dept of Public Health
Arizona	Alt	Jeff	Black	AZ Dept of Ag
	Del	Roland	Mader	AZ Dept of Ag
California	Del	Stephen	Beam	CA Dept of Food & Agriculture
	Alt	Anne	Quilter	CA Dept of Food & Agriculture
Colorado	Del	Bradley	Turpin	CO Dept of Public Health & Environ
Connecticut	Del	James	Allyn	CT Dept of Agriculture
	Alt	Wayne	Kasacek	CT Dept of Agriculture
Florida	Del	Zachary	Conlin	FL Dept of Ag & Cons Svcs
	Alt	Bob	Huff	FL Dept of Ag & Cons Svcs
Georgia	Del	Kathryn	Bennett	Georgia Dept of Agriculture
	Alt	Lane	Skates	Georgia Dept of Agriculture
Idaho	Del	Mat	Meyers	ID Dept of Agriculture
	Alt	Mitch	Vermeer	ID Dept of Agriculture
Illinois	Del	Stephen	Divincenzo	IL Dept of Public Health
Indiana	Del	Patrick	Hash	Bd of AH Dairy Division
	Alt	Nathan	Campbell	Bd of AH Dairy Division
Kentucky	Del	Lewis	Ramsey	Ky Milk Safety Branch
	Alt	Eunice	Schlappi	Ky Dept of Agriculture
Maine	Del	Linda	Stahlnecker	ME Dept of Ag, Cons & Forestry
	Alt	Tanya	Farrington-Ti	ME Dept of Ag, Cons & Forestry
Massachusetts	Del	Cathy	Vollinger	MA Dept of Agricultural Resources
Michigan	Del	Barbara	Koeltzow	Michigan Department of Agriculture
	Alt	Terry	Philiback	Michigan Department of Agriculture
Minnesota	Del	Lisa	Hensel	Minnesota Department of Ag
	Alt	Cheryl	Eia	Minnesota Department of Agriculture
Missouri	Del	Gene	Wiseman	Missouri State Milk Board
Nebraska	Del	Randy	Chloupek	NE Dept of Ag
	Alt	Danny	Kahler	NE Dept of Ag
Nevada	Del	Anna	Vickrey	NV Dept of Agriculture
	Alt	Lisa	Burnett	NV Dept of Agriculture
New Jersey	Del	Brian	Hulme	NJ Dept of Ag
New Mexico	Del	Dustin	Cox	New Mexico Dept of Agriculture
New York	Del	Casey	McCue	New York Dept of Agriculture
	Alt	Danny	McCarthy	New York Dept of Agriculture
North Dakota	Del	Nathan	Kroh	North Dakota Dept of Agriculture
	Alt	Ken	Quanbeck	North Dakota Dept of Agriculture
Ohio	Del	Roger	Tedrick	Ohio Dept of Ag
	Alt	Brian	Wise	Ohio Dept of Ag
Oregon	Del	Frank	Barcellos	OR Dept of Ag-Food Safety
	Alt	Robert	Wilson	OR Dept of Ag-Food Safety
Puerto Rico	Del	Mayra To	Tirado	PR Dept of Health
	Alt	James R	Velazquez	PR Dept of Health
Rhode Island	Alt	Jarred	Olbres	RI Dept of Health
	Del	Catherine	White	RI Dept of Health
South Dakota	Del	Heather	Rogers	SD Dept of Ag
	Alt	Gene	Stegeman	SD Dept of Ag
Tennessee	Del	Danny	Sutton	TN Dept of Ag-Dairy Section
	Alt	Danny	Withers	TN Dept of Ag-Dairy Section
Texas	Del	Sofia	Stifflemire	TX Dept of State Health
	Alt	Clint	George	TX Dept of State Health

Vermont	Del	E. B.	Flory	VT Agency of Ag, Food & Mkts
	Alt	Susan	James	VT Agency of Ag, Food & Mkts
Virginia	Del	Hunter	Moyer	VA Dept of Ag & Cons Svcs
	Alt	Dean	Hejja	VA Dept of Ag & Cons Svcs
Washington	Del	Lucy	Severs	WA Dept of Agriculture
Wisconsin	Del	Tim	Anderson	WI Dept of Ag, Trade & CP
	Alt	Troy	Spreker	WI Dept of Ag, Trade & CP
Wyoming	Del	Dru	Haderlie	Wyoming Dept of Agriculture
	Alt	Linda	Stratton	Wyoming Dept of Agriculture

NADRO 2019 Registrants

First	Last	Agency	email
Kim	Abell	Agri-Mark, Inc	kabell@agrimark.net
Jim	Allyn	CT Dept of Agriculture	james.allyn@ct.gov
Tim	Anderson	WI Dept of Ag, Trade & Cons Prot	timothy.anderson@wisconsin.gov
Sheila	Andrew	Univeristy of CT, Dept of Animal Science	sheila.andrew@uconn.edu
Raju	Bangalore	Saputo Dairy Foods USA	raju.bangalore@saputo.com
Frank	Barcellos	OR Dept of Agriculture	fbarcellos@oda.state.or.us
Stephen	Beam	CA Dept of Food & Ag	stephen.beam@cdfa.ca.gov
Kathryn	Bennett	GA Dept of Agriculture	kathryn.bennett@agr.georgia.gov
John	Breakell	AgriMark, Inc	jbreakell@agrimark.net
Beth	Briczinski	FDA	beth.briczinski@fda.hhs.gov
Nathan	Campbell	IN State Board of Animal Health	ncampbell1@boah.in.gov
Jordan	Clark	Agri-Mark, Inc	jordanc Clark@agrimark.net
Patrick	Clark	USDA/AMS/Dairy Program	pclark@usdaamsdairy.com
Belinda	Clifton	US Food & Drug Admin	belinda.clifton@fda.hhs.gov
Zach	Conlin	FL Dept of Ag & Consumer Svcs	zachary.conlin@freshfromflorida.com
Dustin	Cox	NMDA Dairy Division	dc Cox@nmda.nmsu.edu
Matthew	Curran	FL Dept of Ag & Consumer Svcs	matthew.curran@freshfromflorida.com
Denise	DuFresne	Saputo Dairy Foods USA	denise.dufresne@saputo.com
Raymond	Egan	Southeast Milk Inc	regan@southeastmilk.org
Randy	Elsberry	FDA	randy.elsberry@fda.hhs.gov
E. B.	Flory	VT Agency of Ag, Food & Mkts	elizabeth.flory@vermont.gov
Cary	Frye	IDFA	cfrye@idfa.org
G M	Gallaspy	retired AL (free spirit!!)	gallaspyg@bellsouth.net
Sandra	Gallaspy		
Clinton	George	TX Dept of State Health Svcs	clint.george@dshs.texas.com
Bob	Gilchrist	Piper Systems	rgilchrist05@gmail.com
Archie	Hamilton	Piper Systems	
Leigh	Hamilton	Piper Systems	leigh@pipersystems.com
Dan	Hayes	TN Dept of Agriculture	dan.hayes@tn.gov
Sandor	Hejja	VA Dept of Ag & Cons Svcs	sandorsean.hejja@vdacs.virginia.gov
Cherie	Hime	International Milk Haulers Assoc	cherie@milkhauler.org
Harris	Hollingsworth	TX Dept of State Health Svcs	harris.hollingsworth@dshs.texas.gov
Roger	Hooi	Dean Foods Company	roger_hooi@deanfoods.com
Chris	Horton	Delaval	chris.horton@delaval.com
Brian	Hulme	NJ Dept of Ag	brian.hulme@ag.state.nj.us
Jamie	Jonker	NMPF	jjonker@nmpf.org
Barbara	Koeltzow	MI Dept of Agriculture	koeltzowb@michigan.gov
Eric	Kogut	Southeast Milk Inc	ekogut@southeastmilk.org
Nathan	Kroh	ND Dept of Ag	nkroh@nd.gov
Alexandre	Laforest	Trem-Car	laforesta@tremcar.com
Casey	McCue	NYS Dept of Agriculture & Mkts	casey.mccue@agriculture.ny.gov
Brandon	Meiwes	Dairy Farmer's of America	bmeiwes@dfamilk.com

Mike	Melville	Publix	mike.melville@publix.com
Didi	Burton	guest - Publix	
Dr Lowell	Midla, VMD	Merck Animal Health	lowell.midla@merck.com
Hunter	Moyer	VA Dept of Ag & Cons Svcs	hunter.moyer@vdacs.virginia.gov
Kurt	Nieminen	CT Dept of Agriculture	
Jarrold	Olbres	RI Dept of Health	jarrod.olbres@health.ri.gov
Terry	Philibeck	MI Dept of Agriculture	philibeck1@michigan.gov
Rebecca	Piston	H P Hood, LLC	rebecca.piston@hphood.com
Phyllis	Posy	Atlantium Technologies	phyllisp@atlantium.com
Timothy	Roddy	FDA/ORA/SCPB	timothy.rodgy@fda.hhs.gov
Don	Rogers	Guidas Dairy	drogers@guidas.com
Brett	Roeller	Quali Tru Sampling Systems	brett@qualitru.com
Robert	Salter	Charm Sciences	bobs@charm.com
Eunice	Schlappi	Ky Dept of Agriculture	eunice.schlappi@ky.gov
Dr. Bruce	Sherman	CT Dept of Agriculture	bruce.sherman@ct.gov
Lane	Skates	GA Dept of Agriculture	lane.skates@agr.georgia.gov
Paul	Slevin	Piper Systems	paul@pipersystems.com
Gene	Stegeman	SD Dept of Ag	gene.stegeman@state.sd.us
Jacqueline	Stegeman	guest - SD	
Sofia	Stifflemire	TX Dept of State Health Svcs	sofia.stifflemire@dshs.texas.gov
Chris	Thompson	USDA/AMS/Dairy Program	christopher.d.thompson@ams.usda.gov
Heather	Torino	NYS Dept of Agriculture & Mkts	heather.torino@agriculture.ny.gov
Megan	Uricchio	H P Hood, LLC	megan.uricchio@hphood.com
Anna	Vickrey		avickrey@agri.nv.gov
Cathy	Volliger	MA Dept of Ag Resources	cathy.vollinger@mass.gov
Donna	Walker	DFA	donnawalker@dfamilk.com
Gene	Wiseman	MO State Milk Board	gene.wiseman@mda.mo.gov
Linda	Wiseman	guest - MO	
Lori	Woznicki	TX Dept of State Health Svcs	lori.woznicki@dshs.texas.gov

Honorary Lifetime Members

Alabama

G. M. Gallaspy

Arizona

George Parker

Florida

Jay Boosinger

William Brown

Dean Elliot

John Miller

Georgia

Jack Dodd

Peggy Gates

Charles Murphy

Cliff Ward

Idaho

Randy Elsberry

Jay Nichols

Marv Patten

Mike Wiggs

Iowa

Richard Dennler

Ray H. Ormond

Kansas

Melvin Brose

Bruce Rowley

Kentucky

Chris Thompson

Edward Troutman

Maine

Dana Small

Maryland

Laurie Bucher

Massachusetts

J. Peter Griffin

Arthur W. Hoyt

David Sheldon

Michigan

Laurence L Clough

Sue Esser

Ken Feigner

William McCarthy

Kenneth Van Patten

Minnesota

Bill Coleman

Orlowe M Olsten

Greg Pittman

Missouri

Carl Action

James Kennedy

Terry Long

Fred Neinershagen

Montana

Everett L. Tubbs

Nebraska

Dan Borer

New York

Will Francis

Dwayne Lipinski

Alfred Place

Harold Rudnick

North Carolina

Leonard F. Blanton

Robert Gordon

Bruce Williams

North Dakota

Wayne Carlson

Phil Park

Ohio

Lewis Jones

Oklahoma

Clyde Lacey

George M. Parker

Dan Rackley

James E Smith

Oregon

Ron McKay

Eric Paulson

Al Tesda

Pennsylvania

James Dell

G. William Fouse

South Dakota

Vern Brakke

Darwin Kurtenbach

Roger Sheibe

Vermont

Dan Scruton

Donald F George

Byron Moyer

Virginia

John Beers

Washington

Donald Penders

Lucy Severs

Wisconsin

Tom Leitzke

Past Presidents

1958-59	Dr. W.L. Bendix (VA)	1991-92	Marvin R. Patten (ID)
1959-60	C.H. Holcombe (MN)	1992-93	Bruce Williams (NC)
1960-61	Dr. Richard Parry (CT)	1993-94	William Coleman (MN)
1961-62	Harry Tiberend (WY)	1994-95	Harold Rubnick (NY)
1962-63	Dr. W.L. Bendix (VA)	1995-96	Kyle Stephens (UT)
1963-64	Bruce Rowley (KS)	1996-97	Terry Long (MO)
1964-65	Laurence Clough (NY)	1997-98	Byron Moyer (VT)
1965-66	Harry Staver (CO)	1998-99	Donald R. Penders (WA)
1966-67	C. Harold Amick (SD)	1999-00	John A. Beers (VA)
1967-68	Donald Spiegel (?)	2000-01	Darwin Kurtenbach (SD)
1968-69	Peter Griffin (MA)	2001-02	Claudia G. Coles (WA)
1969-70	Dean Christensen (ID)	2002-03	Jim Dell (PA)
1970-71	Howard Brosset (LA)	2003-04	John Miller (FL)
1971-73	Herbert Kling (NY)	2004-05	Lewis R. Jones (OH)
1973-74	R. L. Van Buren (CA)	2005-06	Mike Wiggs (ID)
1974-75	M.W. Jefferson (VA)	2006-07	Will Francis (NY)
1975-76	Kenneth Van Patten (MI)	2007-08	Peggy Gates (GA)
1976-77	Archie S. Hurst (UT)	2008-09	Greg Pittman (MN)
1977-78	Gene Dally (GA)	2009-10	Linda Stratton (WY)
1978-79	G. William Fouse (PA)	2010-11	Cathy Kaszowski (MA)
1979-80	Orlowe M. Olsten (MN)	2011-12	Chris Thompson (KY)
1980-81	Jess D. Strum (WY)	2012-13	Sue Esser (MI)
1981-82	Jay Boosinger (FL)	2013-14	Casey McCue (NY)
1982-83	Alfred R. Place (NY)	2014-15	Dru Haderlie (WY)
1983-84	Kenneth D. Feighner (MI)	2015-16	Gary Newton (FL)
1984-85	Fred G. Glerk (NM)	2016-17	Gene Wiseman (MO)
1985-86	Archie C. Holliday (VA)	2017-18	James Allyn (CT)
1986-87	Donald George (VT)	2018-19	Mike Wiggs (ID)
1987-88	Donald W. McKay (OR)	2018-19	Zach Conlin (FL)
1988-89	Daniel J. Borer (NE)	2019-20	Zach Conlin (FL)
1989-90	Charles H. Murphy (GA)		
1990-91	Dave Sheldon (MA)		

Past Meeting Locations

1959	Nashville, TN	1991	Lincoln, NE
1960	Memphis, TN	1992	Williamsburg, VA
1961	Jackson, WY	1993	Park City, UT
1962	Buffalo, NY	1994	Albany, NY
1963	Dodge City, KS	1995	Bloomington, MN
1964	New Orleans, LA	1996	Nashville, TN
1965	Sante Fe, NM	1997	Sun Valley, ID
1966	Burlington, VT	1998	Harrisburg, PA
1967	Madison, WI	1999	Lake of the Ozarks, MO
1968	Morgantown, WV	2000	Traverse City, MI
1969	Jackson, WY	2001	Jackson, WY
1970	Windsor, CT	2002	Colchester, VT
1971	Sandusky, OH	2003	Wisconsin Dells, WI
1972	Miami Beach, FL	2004	Louisville, KY
1973	-----	2005	Portland, OR
1974	-----	2006	Lake Placid, NY
1975	-----	2007	Columbus, OH
1976	Williamsburg, VA	2008	Norfolk, VA
1977	-----	2009	Reno, NV
1978	Saratoga Springs, NY	2010	Portland, ME
1979	Branson, MO	2011	Rapid City, SD
1980	Lexington, KY	2012	Orange Beach, AL
1981	Boise, ID	2013	Cody, WY
1982	Portland, ME	2014	Kansas City, MO
1983	Traverse City, MI	2015	Saratoga Springs, NY
1984	Winston-Salem, NC	2016	Grand Rapids, MI
1985	Portland, OR	2017	Jupiter, FL
1986	Burlington, VT	2018	Albuquerque, NM
1987	Rapid City, SD	2019	Groton, CT
1988	Long Boat Key, FL		
1989	Spokane, WA		
1990	Boston, MA		

National Association of Dairy Regulatory Officials (NADRO)

61st Annual Meeting

President's Report

July 13-17, 2019
Mystic, Connecticut

NADRO Members:

Having come into the President's position halfway through the 2018-2019 year, I am honored to be serving in this great organization. Fortunately, I was gifted with an extremely strong executive board consisting of President Elect – Terry Philibeck (MI), Vice President and acting Secretary – Nathan Campbell (IN) and as always our Executive Treasurer – Eunice Schlappi (KY). Additionally, I would like to recognize Mike Wiggs (ID), Mr. Wiggs has been a wealth of knowledge and a valuable asset not just to NADRO, but to the entire industry for many years. I would be remised to not mention the support of past presidents through the year and the wealth of knowledge they bring to the organization and the executive board, Casey McCue (NY), Gene Wiseman (MI) and Jim Allyn (CT). This organization could not accomplish its goals without the assistance of the members and strong leadership teams that are put forth year after year.

This year's meeting was our 61st meeting and hosted by the great state of Connecticut. I would like to thank Mr. Jim Allyn and his staff for graciously hosting us in their home state and all the time and effort they have put forth to make this meeting happen. Hosting a NADRO meeting is no small endeavor and the weeks of planning and preparation are apparent by the quality of the accommodations and meeting content. Again, I'd like to thank Connecticut for all their hard work and time putting this meeting together.

This year's meeting would be one of the largest in recent history with over 70 attendees and over 30 States paying dues. Participation by States has been an upward trend that we will push to continue through 2020. We have been working throughout the year to increase membership, including having a display with information available at the 2019 NCIMS. The display was very well received and we hope to drive membership in the future attending other dairy events.

Over the past year, industry and regulatory alike, have been confronted with numerous issues within in the dairy industry. NADRO was represented by Mike Wiggs at NASDA this year, where two very contested issues were brought forward as action items by the members of NADRO. Both were heard on the floor and passed with revisions.

NADRO has worked cooperatively with FDA and other regulatory and industry partners to help develop an inspection plan to leverage the resources of FDA in the most efficient manner possible for the implementation of the FSMA and App T of the PMO. We look forward to seeing these plans worked through in the pilot program and will continue to monitor their progress.

Additionally, NADRO submitted comments to FDA in regards to the abuse of dairy SOI's commonly found throughout the marketplace in plant-based products. The goal was to clarify plant-based beverages from actual dairy products to eliminate consumer confusion and to ask the relevant agencies to take enforcement action on these products based on laws that are already on the books and enforceable and offer guidance to clarify the issue at the State level.

Looking forward to 2020, it appears that the plethora of issues facing the regulatory landscape of the dairy industry will not cease. Adhering to NADRO's mission statement of "Protecting public health and promoting regulatory uniformity and efficiency in the dairy industry" has led us down the right path for many years and I hope will continue to do so in the future.

In closing, I encourage all newcomers to get involved and use this meeting time to network and learn from industry professionals from all over the country. These meetings bring forth copious amounts of information to learn from and better ourselves through the excellent list of presenters, but also offers an important tool in the social interaction with other industry and regulatory professionals with years of experience and institutional knowledge that would benefit you as a NADRO member but also the constituents that you serve as a public health official. The relationships built through participation in NADRO have served me well in my tenure as a public health official and I encourage everybody to take advantage of these meetings as I have.

Respectfully Submitted,

A handwritten signature in blue ink, appearing to read 'Zachary Conlin', written in a cursive style.

Zachary Conlin
President, NADRO

Chief, Bureau of Dairy Industry
Division of Food Safety
Florida Department of Agriculture and Consumer Services

National Association of Dairy Regulatory Officials (NADRO)
61st Annual Meeting

Committee Assignments

Manufacturing Grade

Jared Olbres – Chair
Tim Anderson
Dan Hayes
Sandor Hejja
Harris Hollingsworth
Nathan Kroh

Safety

Steve Beam – Chair
Brian Hulme
Casey McCue
Lori Woznicki

Animal Health

Kathryn Bennett - Chair
Clint George
Zach Conlin
Gene Stegeman
Cathy Volliger

Grade A

Gene Wiseman – Chair
Jim Allyn
Nathan Campbell
Dustin Cox
Matthew Curran
EB Flory
Barb Koeltzow
Hunter Moyer
Lane Skates
Sofia Stifflemire
Heather Torino

Resolutions

Anna Vickery – Chair
Terry Philibeck

Audit

Frank Barcellos - Chair
Terry Philibeck

Nominations

EB Flory - Chair
Zach Conlin

National Association of Dairy Regulatory Officials



www.nadro.org

Minutes from 7/14/2019 Business Meeting:

Meeting brought to order by President Zach Conlin at 3:27 pm EST

Roll was called by Secretary Nathan Campbell, and the following twenty (20) delegates or alternate delegates were present:

California	Kentucky	New Mexico	South Dakota
Connecticut	Massachusetts	New York	Tennessee
Florida	Michigan	North Dakota	Texas
Georgia	Missouri	Oregon	Virginia
Indiana	Nevada	Rhode Island	Wisconsin

A quorum was declared present

President – Zach Conlin

President Elect – Terry Philibeck

Vice President/Secretary – Nathan Campbell

Exec. Treasurer – Eunice Schlappi

- President Zach Conlin presented his President's Report to the attendees.
- President Zach Conlin reviewed the NASDA report submitted by Mike Wiggs following his attendance at the 2018 NASDA annual meeting, with emphasis focusing on plant-based beverages and App. T implementation.
 - o Beth Bricinski, FDA, stated that FDA is currently reviewing public comments concerning the labeling of plant based beverages and will be issuing a position following the completion of the review
- Zach Conlin reviewed committee assignments
- Belinda Clifton presented information regarding the Milk and Shellfish Cooperative Programs and the grant monies that are available with such programs
- Delegate assignments were posted for Animal Health, Grade "A", Manufacturing Grade, Safety, Nominations, Audit and Resolutions Committees as designated by the Executive Board. All Conference attendees were encouraged to join and participate
- Terry Philibeck made a motion to recess and the motion was seconded by Casey McCue

Meeting Recessed at 5:05 pm EST

Contact information for Executive Treasurer:

NADRO-Eunice Schlappi
Ky Department of Agriculture
111 Corporate Drive
Frankfort, KY 40601

Office: 502-572-4122

Email: eunice.schlappi@ky.gov

National Association of Dairy Regulatory Officials



www.nadro.org

Minutes from 7/17/2019 Business Meeting:

Meeting brought to order by President Zach Conlin at 8:12 am EST

Roll was called by Secretary Nathan Campbell, and the following twenty (19) delegates or alternate delegates were present:

California	Kentucky	New York	Tennessee
Connecticut	Massachusetts	North Dakota	Texas
Florida	Michigan	Oregon	Virginia
Georgia	Missouri	Rhode Island	Wisconsin
Indiana	Nevada	South Dakota	

A quorum was declared present

President – Zach Conlin

President Elect – Terry Philibeck

Vice President/Secretary – Nathan Campbell

Exec. Treasurer – Eunice Schlappi

- Resolution committee brought forth 6 resolutions to the delegates to be voted on as a block (see attached resolutions)
 - o Gene Wiseman made motion in support of resolutions
 - o Terry Philibeck seconded
 - o Motion carried
- Financial Report was presented by Chair Frank Barcellos
 - o Jim Allyn made motion to accept report
 - o Barb Koeltzow seconded
 - o Motion carried
- Manufacturing Committee
 - o Committee requests the President of NADRO send a letter to FDA Commissioner strongly requesting that FDA develop and implement a communication plan to inform state partners regarding the research accomplished, regulations being developed and other applicable information on the use of cannabinoids (such as CBD) in both manufacturing grade and Grade "A" dairy products (see attached action request).

Contact information for Executive Treasurer:

NADRO-Eunice Schlappi
Ky Department of Agriculture
111 Corporate Drive
Frankfort, KY 40601

Office: 502-572-4122

Email: eunice.schlappi@ky.gov

National Association of Dairy Regulatory Officials



www.nadro.org

- Barb Koeltzow made motion in support of the action request
- Tim Anderson seconded
- After much discussion, Dr. Steve Beam offered a friendly amendment
- Motion carried
- Animal Health Committee
 - Committee requests the President of NADRO to send a letter to the American Association of Bovine Practitioners requesting further communication with licensed veterinarians regarding the potential dangers associated with RB51 in raw milk (see attached action request).
 - Sandor Hejja made motion in support of action request
 - Barb Koeltzow seconded
 - Motion carried
- Grade A committee
 - Committee requests President of NADRO to send a letter to FDA seeking the construction of a searchable database to organize and maintain M-I's (see attached action request).
 - Gene Wiseman made motion in support of action request
 - Frank Barcellos seconded
 - Motion carried
- Nominations Committee
 - Nominated Dustin Cox for secretary
 - Anna Vickrey made motion to accept nomination
 - Barb Koeltzow seconded
 - Motion carried

Meeting Adjourned at 9:15 am EST

Contact information for Executive Treasurer:

NADRO-Eunice Schlappi
Ky Department of Agriculture
111 Corporate Drive
Frankfort, KY 40601

Office: 502-572-4122

Email: eunice.schlappi@ky.gov

National Association of Dairy Regulatory Officials



www.nadro.org

Minutes from 7/14/2019 Executive Board Meeting:

Attendees Present: Past President Jim Allyn, Acting President Zach Conlin, President Elect Terry Philibeck, Vice President/Secretary Nathan Campbell, and Executive Treasurer Eunice Schlappi. Also in attendance were Tim Anderson, Dustin Cox, Belinda Clifton, Frank Barcellos, and Gene Wiseman.

Meeting brought to order at 10:02 am EST

- Belinda Clifton presented 2 options for states to receive federal funding for attendance in upcoming NADRO Annual Conferences. One option would be for NADRO to apply directly for a scientific grant through the office of partnerships. This grant would be up to \$25k that NADRO could then use to fund travel related expenses for state members, and the application would need to be submitted by January of 2020. The second option that was presented was the Cooperative Agreement Grant that most states already use to fund state training needs. The funding for this grant has significantly increased for the upcoming year, and there should be funds available to support NADRO attendance. The portal to request for this grant will close in October of this year. The Board unanimously agreed that we should encourage states to submit funding requests through the Cooperative Agreement Grant for any upcoming annual meetings.
- The NADRO display that was set up at the NCIMS conference seemed to help promote state involvement in the association. The Executive Board agreed that this is a good recruitment tool moving forward, and plans have been made to set up the display in September at the NASDA meeting in New Mexico, as well as the Eastern Regional Seminar in October.
- The financial report was presented by Executive Treasurer Eunice Schlappi
 - o 33 states have paid member dues
- Executive Board discussed and assigned members to committees
- 2020 annual conference has been confirmed for Madison, WI
- President Zach Conlin plans to register and attend the upcoming NASDA meeting in September.
- Executive Board will set up a conference call before the end of this year to address any changes that are needed to NADRO Constitution and Bylaws documents.

Meeting Adjourned at 11:32 am EST

Contact information for Executive Treasurer:

NADRO-Eunice Schlappi
Ky Department of Agriculture
111 Corporate Drive
Frankfort, KY 40601

Office: 502-572-4122

Email: eunice.schlappi@ky.gov



**National Association of Dairy Regulatory Officials - NADRO
Annual Conference 2019 – Mystic, CT**

**Executive Board Meeting
Sunday, July 14, 2019
Agenda**

Old Business:

- 1. FDA Labeling Comment**
- 2. NASDA Annual Meeting**
- 3. NCIMS Display**
- 4. Budget Report**
- 5. 2018 Albuquerque, NM - Final budget**

New Business:

- 1. Status of member states**
- 2. Committee Chairman list and Assignments**
- 3. CBD Discussion**
- 4. Review plans for Ag Tour**
- 5. Bio's for speakers**
- 6. 2019 Annual Meeting – Mystic, CT July 14-17, 2019**
- 7. 2020 Annual Meeting location???**
- 8. Rep. for NASDA meeting in *Month, Location***
- 9. Draft NASDA Affiliate letter – due August**

National Association of Dairy Regulatory Officials



www.nadro.org

FINANCIAL REPORT

January 1, 2018 - December 31, 2018

Respectfully submitted July 17, 2019
Eunice Schlappi, Executive Treasurer

Income:

Dues	\$ 5,677.80	(\$5800 dues less pp chgs & one cc w/issues)
Registrations	\$16,993.19	(\$ are less pp chgs)
Sponsorships	8,206.70	(\$ are less pp chgs)
Administrative (shirts)	20.00	
Annual Mtg	60.26	(repay from gift purchase)
Interest	23.35	
Total income		\$ 30,981.30

Expenses:

Administrative	\$ 6,421.91	
Annual Mtg Expenses	21,808.73	
Total expenses		<u>\$ 28,230.64</u>

2018 net gain	<u>\$ 2750.66</u>
---------------	-------------------

Assets:

Checking acct balance as of 12/31/2018	\$18,564.94
High yield savings as of 12/31/2018	10,098.39
Ready access account as of 12/31/2018	<u>5.00</u>
Total Assets as of 12/31/2018	<u>\$ 28,668.33</u>

Contact information for Executive Treasurer:

NADRO-Eunice Schlappi
Ky Department of Agriculture
111 Corporate Drive
Frankfort, KY 40601

Office: 502-782-4122

Email: eunice.schlappi@ky.gov

Eunice Schlappi 7/16/2019
Frank A. Bannan 7/16/2019

**National Association of Dairy Regulatory Officials
61st Annual Meeting**

Nominations Committee Report

President	Zach Conlin, FL
President Elect	Terry Philibeck, MI
Vice President	Nathan Campbell, IN
Secretary	Dustin Cox, NM
Executive Treasurer	Eunice Schlappi, KY

National Association of Dairy Regulatory Officials
61st Annual Meeting
2019 Resolutions

Resolution One

Whereas, the 61st Annual Meeting of the National Association of Dairy Regulatory Officials was held at the Marriott Mystic Hotel, Groton, Connecticut, July 15 – 17, 2019; and

Whereas, Diana Edmond, the staff and management of the Mystic Marriott Hotel provided exceptional service and outstanding hospitality by way of meeting rooms, catering, and guest room accommodations and the participants of the 61st Annual Meeting thoroughly enjoyed the conference facilities, proceedings, and activities;

Therefore, BE IT RESOLVED, that the attendees and participants of the 61st Annual Meeting of the National Association of Dairy Regulatory Officials thank Diana Edmond, the staff and management of the Mystic Marriott Hotel for their extra efforts in providing exceptional hospitality.

Resolution Two

Whereas, the 61st Annual Meeting of the National Association of Dairy Regulatory Officials was held at the Marriott Mystic Hotel in Groton, Connecticut, July 15 – 17, 2019; and

Whereas, the speakers provided informative reports and subject content for the meeting participants, and added substantially to the success of the annual conference, and the participants of the 61st Annual Meeting enjoyed the conference proceedings and activities;

Therefore, BE IT RESOLVED that the attendees and participants of the 61st Annual Meeting of the National Association of Dairy Regulatory Officials thank the speakers for their efforts in making this an educational and successful conference.

The speakers were as follows:

- Jim Allyn – Connecticut Department of Agriculture
- Michael Wolf – CT FFA
- Bryan Hurlburt – CT Commissioner of Agriculture
- Randy Elsberry – FDA
- Capt. Tim Roddy - FDA
- Brett Roeller – Quali-Tru
- Dr. Steve Beam – California Department of Agriculture
- Roger Hooi– Deans Foods
- Jamie Jonker – NMPF
- Cary Frye – IDFA
- Chris Thompson – USDA
- Dennis D’Amico – University of Connecticut
- Bob Salter – Charm Sciences
- Dr. Lowell Midla – Merck Animal Health
- Brandon Meiwes- DFA
- Leigh Hamilton – Piper Systems

Resolution Three

Whereas, the Connecticut Department of Agriculture hosted the 61st Annual Meeting of the National Association of Dairy Regulatory Officials at the Mystic Marriott Hotel in Groton, Connecticut, July 14 – 17, 2019; and

Whereas, the Connecticut Department of Agriculture, Jim Allyn, Mark Zotti, Rebecca Eddy, Resha Jacquier, Elizabeth Hall, Jane Murdock, Kate Nelson, Kurt Nieminen and Chris Stroker planned, organized, and presented a very successful and informative conference; and

Whereas, the participants of the 61st Annual Meeting enjoyed the conference proceedings and activities;

Therefore, BE IT RESOLVED, that the attendees and participants of the 61st Annual Meeting of the National Association of Dairy Regulatory Officials congratulate and thank the Connecticut Department of Agriculture and staff for their efforts in extending cordial and outstanding hospitality.

Resolution Four

Whereas, the Connecticut Department of Agriculture hosted the 61st Annual Meeting of the National Association of Dairy Regulatory Officials at the Mystic Marriott Hotel in Groton, Connecticut, July 14 – 17, 2019; and

Whereas, Agri-Mark, Saputo Dairy Foods, Quali Tru Sampling Systems, Piper Systems, Connecticut Milk Promotion Board, Dairy Farmers of America, International Dairy Foods Inc, Borden Dairy, HP Hood, and the International Milk Haulers Association have graciously provided financial support to the Association;

Therefore, BE IT RESOLVED, that the attendees and participants of the 61st Annual Meeting of the National Association of Dairy Regulatory Officials congratulate and thank Agri-Mark, Saputo Dairy Foods, Quali Tru Sampling Systems, Piper Systems, Connecticut Milk Promotion Board, Dairy Farmers of America, International Dairy Foods Inc, Borden Dairy, HP Hood, and the International Milk Haulers Association for their gracious support of this organization.

Resolution Five

Whereas, the Connecticut Department of Agriculture hosted the 61st Annual Meeting of the National Association of Dairy Regulatory Officials at the Mystic Marriott Hotel in Groton, Connecticut, July 14 – 17, 2019; and

Whereas, Agri-Mark, Guida's, HP Hood, Arethusa Farm, Thorncrest Farm & Milk House Chocolates have graciously provided dairy products to the Association for breaks;

Therefore, BE IT RESOLVED, that the attendees and participants of the 61st Annual Meeting of the National Association of Dairy Regulatory Officials congratulate and thank Agri-Mark, Guida's, HP Hood, Thorncrest Farm & Milk House Chocolates and Arethusa Farm for their gracious support of this organization.

Resolution Six

Whereas, the 61st Annual Meeting of the National Association of Dairy Regulatory Officials was held at the in Marriott Mystic Hotel, Groton, Connecticut, July 15 – 17, 2019; and

Whereas, Eunice Schlappi has been diligent in dispatching her duties; and

Whereas, she has given time and talent to help organize and plan this conference; and

Whereas, she has sacrificed personal time to help facilitate and expedite these proceedings; and

Whereas, she has been tireless in her bookkeeping;

Therefore, BE IT RESOLVED, the National Association of Dairy Regulatory Officials warmly and sincerely recognize and thank Eunice Schlappi for her efforts which are above and beyond expectations.

Signature: _____ Date: _____

National Association of Dairy Regulatory Officials
Grade A Committee
July 16, 2019

The National Association of Dairy Regulatory Officials (NADRO) Grade A Committee met at the 61st annual meeting and discussed Memorandums of Information (M-I) issued by PHS/FDA which provide administrative and miscellaneous information are useful and valuable to the states and industry. The issuance of these M-I's answer questions from various meetings, workshops and seminars are a valuable resource to the states and industry and attempt to provide consistency.

Over the course of time the process of the answering M-I questions that have previously been answered has led to different answers without correction or modification to previous M-I answers, and has led to inconsistency and confusion within the states and industry;

Action Items:

The NADRO Grade A committee requests that the President of NADRO send a letter to FDA, to work with States and Industry Stakeholders to establish and maintain a database of all questions and answers issued as M-I documents. The database should be in a searchable and complete format that is easily usable and made available to both regulatory and industry.

In addition, the Grade A Committee requests the President of NADRO send a formal action request to NASDA to send a letter to FDA, to work with States and Industry Stakeholders to establish and maintain a database of all questions and answers issued as M-I documents. The database should be in a searchable and complete format that is easily usable and made available to both regulatory and industry.

National Association of Dairy Regulatory Officials

July 16, 2019
Manufacturing Committee

Action Request #1

A common concern of many stakeholders is the lack of communication between the FDA and their counterparts with states in regards to the use of cannabinoids (such as CBD) in products specifically related to the dairy industry. The decisions that FDA make does have a ripple affect for both states and industry. Some states have already gone and created their own rules and regulations regarding this and similar products. For those states that are in the infancy stage of those talks guidance a necessary to make the appropriate decision(s) for the heath and well-being of the citizens of our states and country. As a committee we believe that a published plan with timeframes as to what is being done, researched and discussed at the federal level regarding the use of cannabinoids (such as CBD) in food products specifically dairy is necessary.

The committee recognizes the knowledge and expertise of the FDA and their counterparts relating to dairy processing. We believe as a committee it is important to view all subject matter from recognized leaders in food safety to make a more informed decision for the betterment of the public we help to protect.

Action Item:

The Manufacturing Food Committee requests the President of NADRO send a letter to FDA Commissioner strongly requesting that FDA develop and implement a communication plan to inform state partners regarding the research accomplished, regulations being developed and other applicable information on the use of cannabinoids (such as CBD) in both manufacturing grade and Grade "A" dairy products.

National Association of Dairy Regulatory Officials
Animal Health Committee
July 16, 2019

Action Request #1

The National Association of Dairy Regulatory Officials, while not condoning or endorsing the consumption of raw milk, recognizes the current issues with cows being vaccinated with RB51 and the potential for the raw milk to contain the live virus and sicken individuals. Veterinarians need to be aware that RB51 vaccination might pose a risk when given to cows whose milk is intended to be consumed unpasteurized.

Action Item:

The Animal Health Committee requests the President of NADRO send a letter to the American Association of Bovine Practitioners requesting further communication with all licensed veterinarians regarding the potential dangers associated with RB51 in raw milk.

Constitution

&

By-Laws

NATIONAL ASSOCIATION OF DAIRY REGULATORY OFFICIALS, INC.

CONSTITUTION

ARTICLE I Name

The name of this association shall be the National Association of Dairy Regulatory Officials, Inc. (Amended December 4, 2008)

ARTICLE II Objectives and Purposes

The objectives and purposes of this Association shall be to:

- (1) Protect the health, welfare, and interests of the consumers of dairy products;
 - (2) Consider problems and effect programs designed to further the interests of our American dairy farmer and dairy industry;
 - (3) Promote unity and efficiency in the application of regulatory measures in the dairy fields;
 - (4) Formulate recommendations relating to the general use or application of designations, definitions, standards of composition, marketing, standard methods of analysis, and requirements for marketing and labeling milk and dairy products;
 - (5) Advise the National Association of State Departments of Agriculture on dairy issues.
- (Amended July 26, 2000; December 4, 2008)

ARTICLE III Membership

The membership of this Association shall consist of such persons charged with the enforcement of state or territory dairy laws or program evaluation as designated by the head of each State or Territory Department of Agriculture, State or Territory Department of Health, or other State or Territory Agency. All heads of State or Territory Departments of Agriculture, State or Territory Departments of Health, or other State or Territory Agency shall be ex-officio members of this Association. (Amended August 15, 2005; December 4, 2008)

ARTICLE IV Officers

The Association shall annually elect a President, President-Elect, Vice President, Secretary and Executive Treasurer. (Amended December 4, 2008)

ARTICLE V Executive Committee

SECTION (1) The Executive Committee of this Association shall be composed of the President; the President-Elect; the Vice-President; the Secretary, the Executive Treasurer and the immediate Past President. The President-Elect shall serve as Chair of the Executive Committee. If, for any reason, the President-Elect is ineligible to serve, then the Vice-President shall serve as Chair of the Executive Committee. (Amended July 26, 2000; December 4, 2008)

SECTION (2) The affairs of this Association between Association meetings shall be administered by the Executive Committee. (Amended December 4, 2008)

SECTION (3) If not otherwise provided by the Bylaws, the Executive Committee shall fill vacancies occurring in all offices.

ARTICLE VI Annual Meetings

An annual meeting shall be held at such time and place as the Association may direct. Special meetings shall only be called by the President and upon request of a majority of the members of the Executive Committee. (Amended December 4, 2008)

ARTICLE VII Voting

SECTION (1) All members of this Association who are present at a duly scheduled session of any annual or special Association meeting shall be recognized as a quorum authorized to transact any business of this Association, but not more than one vote from a member State or Territory shall be counted on any questions voted upon. (Amended December 4, 2008)

SECTION (2) The names of one voting delegate and one alternate delegate from a State or Territory shall be registered with the Secretary by the respective head of the State or Territory Department of Agriculture, State or Territory Department of Health, or other State or Territory Agency. Thereafter, the voting delegate shall cast all votes for the state or territory from which the delegate is registered. Provided, however, in the absence of a voting delegate, an alternate delegate may cast votes for the state or territory from which the alternate delegate is registered. (Amended July 26, 2000; Amended August 15, 2005)

ARTICLE VIII Proxies

No proxies shall be permitted at any meeting of the Executive Committee or of this Association. (Amended December 4, 2008)

ARTICLE IX Bylaws

Appropriate Bylaws to effectuate and carry out the provisions of this Constitution may be adopted by a majority of the members present and voting at any annual meeting.

ARTICLE X Amendments

No amendment shall be considered unless such amendment has been presented for consideration to the membership thirty (30) days prior to a duly scheduled meeting. (Amended August 15, 2005)

ARTICLE XI Miscellaneous

No member, or person, or groups of members or persons, shall represent or speak for or represent oneself or themselves as having the right to speak for or having the endorsement of this Association unless consent thereto has first been given by a majority of the members of the Association present and voting at a duly scheduled session of an annual or special Association meeting, or by three-fourths of the members of the Executive Committee between Association meetings. (Amended December 4, 2008)

ARTICLE XII Principal Office

The principal office will be with the current Executive Treasurer. As of December 2008 that is:

Eunice Schlappi, Executive Treasurer
c/o Ky Department of Agriculture
111 Corporate Drive
Frankfort, KY 40601
Ph 502-545-0809

NATIONAL ASSOCIATION OF DAIRY REGULATORY OFFICIALS

BYLAWS

ARTICLE I Officers

SECTION (1) All officers of the Association shall be elected annually at the annual Association meeting, and shall serve from final adjournment of the annual Association meeting at which they have been elected until the final adjournment of the next annual Association meeting or until their successors have been duly chosen. (Amended, December 5, 2008)

SECTION (2) Nominations for each office in the Association shall be made by a Nominations Committee appointed by the President. Additional nominations may be made by any member of the Association. (Amended, December 5, 2008)

SECTION (3) The President shall perform the usual duties pertaining to that office and shall appoint all necessary committees. Committee members shall serve until their successors have been duly appointed or the committee discharged, unless otherwise indicated by members of the Association at any Association meeting. (Amended, December 5, 2008)

SECTION (4) The President-Elect shall assume the duties and powers of the President in the absence of the President, and shall perform such other duties as the Executive Committee may direct. The President-elect shall automatically become President of the Association whenever a vacancy in the office occurs. The President-Elect, when assuming the duties of the President due to a vacancy in that office, shall not, as a result thereof, be ineligible for election to the office of President for the subsequent year. Members shall not be eligible to succeed themselves after having been elected to any office, except for the Executive Treasurer, who may succeed herself/himself. (Amended, December 5, 2008)

SECTION (5) The Secretary shall keep the minutes of all Association meetings and meetings of the Executive Committee and conduct all official correspondence of the Association. (Amended, December 5, 2008)

SECTION (6) The Executive Treasurer shall collect and disburse all monies of the Association. The records and accounts of the Association shall be audited annually by a committee appointed by the President. (Amended, December 5, 2008)

ARTICLE II Executive Committee

A meeting of the Executive Committee shall be held immediately after each annual Association meeting. Other meetings may be called, on not less than fourteen days notice, by the President or by a majority of the members of the Executive Committee. The

Executive Committee, after notice to all of its members, may also act by written vote, filed with the Secretary. (Amended, December 5, 2008)

ARTICLE III Dues

SECTION (1) Dues, if any, shall be set at a regular meeting of the Association, and shall be paid annually, by or on behalf of each State or Territory Department of Agriculture, State or Territory Department of Health, or other State or Territory Agency which has designated a person or persons for membership. Such dues shall be payable annually in January, and nonpayment of such dues by, or on behalf of any State or Territory shall operate to suspend such State or Territory from all rights and privileges of the Association, including voting privileges. (Amended July 26, 1962; July 26, 2000; July 13, 2005; December 5, 2008)

SECTION (2) No dues shall be required of honorary lifetime members. (Amended July 26, 2000)

ARTICLE IV Procedure

The Proceedings and deliberations of the Association, including meetings of the Executive Committee, shall be governed by the Rules of Parliamentary Practices established by Roberts' Rules of Order, revised. (Amended, December 5, 2008)

ARTICLE V Honorary Lifetime Membership

SECTION (1) Honorary lifetime membership may be bestowed on any former member who has attended at least five annual meetings as a voting delegate or as an alternate delegate and who is no longer active in enforcement of any state or territory dairy laws, by a majority of the Executive Committee. (Amended July 26, 2000)

SECTION (2) Honorary lifetime members shall be entitled to all the privileges and information granted to a member, except voting rights. The honorary lifetime member shall be entitled to complimentary dues remission, but may be required to pay all or a portion of the normal registration fee for the meeting in which they are in attendance as determined by the Executive Committee. (Amended July 14, 1983; July 26, 2000)

ARTICLE VI Amendments

These Bylaws may be amended at any duly scheduled meeting attended by a majority of the members. (Amended, December 5, 2008)



CALIFORNIA DEPARTMENT OF
FOOD & AGRICULTURE

Karen Ross, Secretary

CALIFORNIA REPORT

National Association of Dairy Regulatory Officials 61th Annual Meeting, Mystic, CT July 14–17, 2019

The Milk and Dairy Food Safety Branch (the Branch) of the California Department of Food and Agriculture is charged with ensuring that California's milk and milk products are safe, wholesome, and properly labeled, and serves as the only regulatory program in the state with comprehensive expertise in milk production, handling, processing and distribution from farm to table.

To accomplish its food safety mission, the Branch inspects dairy farms, bulk milk tanker trucks, tanker wash facilities and milk processing plants, conducts testing of pasteurization systems, administers technical license examinations for dairy industry personnel, samples and tests milk and milk products, responds to consumer complaints, investigates illegal importation or unlicensed manufacturing of dairy products, and assists allied agencies with food-borne illness investigations. The Branch also conducts ratings of dairy farms, milk processing plants and manufacturers of single-service dairy containers, as well as evaluations of milk testing laboratories for compliance with the Pasteurized Milk Ordinance (PMO) in accordance with the National Conference on Interstate Milk Shipments.

Current Regulatory Workload

	2018	2019
Grade A Dairy Farms	1330	1263
Manufacturing Grade Dairy Farms	61	75
Milk Products Plants (IMS listed)	72	76
Milk Products Plants (Not IMS listed)	609	566
Pasteurizer Units Tested Quarterly	474	476
Soft-serve (Semi-frozen) Dessert Establishments	9034	8512
Limited Frozen Manufacturing Facilities	***	690
Bulk Milk Tanker Trucks	1245	1226
Bulk Milk Haulers and Samplers	1991	1903
Bulk Milk Tanker Wash Stations (Free-standing)	11	14
Industry Plant Samplers (PMO, Appendix N)	944	956
Single Service Container Manufacturing Plants	28	24
IMS Listed Laboratories for microbiological testing	12	12
Approved Drug Residue (Appendix N) Screening Labs	87	92
Approved Drug Residue (Appendix N) Confirming Labs	25	25
Commercial/Industry Basis of Payment Testing Labs	7	0

[Continued on back]



California remains the leading milk producing state, with 40.4 billion pounds of production in 2018, providing about 18.2% of the nation's total milk supply. About 97% of the milk produced on California dairy farms is Grade-A.

The number of cow dairy farms in the state continues to decline (down 3.8% in 2018), while the total number of dairy cows remained steady at about 1.73 million. The average dairy herd size in California remains at approximately 1,300 cows per farm, with average annual production per cow remaining at about 23,000 lbs. The average Grade-A goat dairy herd remains at approximately 800 goats per farm, with a total of 43 Grade-A and 12 manufacturing grade goat dairies. The state also has 15 sheep and 2 water buffalo dairy farms. Of the total cow's milk produced in the state in 2018, 44% was used for the manufacture of cheese and whey products, 36% for dry milk powders and butter, 12% for fluid milk products, 5% for soft Grade-A products such as yogurt, sour cream and cottage cheese, and 3% for frozen dairy products.


The Branch's current personnel resources for field and technical work include 43 inspectors, of which 11 serve as SROs and four as LEOs, four regional field supervisors, five special investigators that focus on enforcement against illegal unlicensed dairy manufacturing, and four senior scientific support staff. For purposes of facilitating coordination with federal activities, 23 staff members hold commissions from the U.S. Food and Drug Administration (FDA).

In addition to state regulatory work and IMS related activities, the Branch also conducts Good Manufacturing Practice (GMP) compliance inspections on milk products plants under contract with the FDA, including a limited number of Preventive Controls Rule compliance inspections at manufacturing grade facilities. Three field staff have completed the PC Rule Regulators Training (FD254), with a fourth scheduled to attend in August. The number of PC Rule inspections conducted by CDFA under contract is expected to increase at a steady level over the next 3 years. The Branch's dairy inspection program is also continuing the Manufactured Foods Regulatory Program Standards process under year-two of a cooperative agreement with FDA.

Respectfully submitted,



Stephen Beam, Ph.D.
Chief
Milk and Dairy Food Safety Branch
Animal Health and Food Safety Services



STATE OF CONNECTICUT
DEPARTMENT OF AGRICULTURE
BUREAU OF REGULATORY SERVICES

AG. COMMODITIES
860-713-2513
ANIMAL CONTROL
860-713-2506
DAIRY/MILK SAFETY
860-713-2508
FOOD SAFETY &
PRODUCE SAFETY
860-713-2522
LIVESTOCK/POULTRY
860-713-2504
STATE VETERINARIAN
860-713-2505

2019 CT Department of Agriculture State Report

Commissioner - Bryan P. Hurlburt

Director - Dr. Bruce Sherman

Assistant Director - Wayne Kasacek

3.5 Dairy Inspectors

The dairy staff regulates, inspects and samples the following permitted individuals or businesses:

85 IMS Milk Producers	5 Goat Producers
10 IMS BTU's	1 Sheep Producer
7 IMS Dairy Plants	5 Raw Milk Cheese Manufacturers
2 Single Service Manufacturer	12 Retail Raw Dairy Farms
1 Aseptic Plant	19 Cheese Manufacturers
10 Milk Laboratories	11 Non IMS Dairy Plants
140 Milk Examiners	13 Non-IMS Milk Producers
75 Bulk Milk Tankers	3000+ Retail Dairy Stores

The Dairy Division continues to see more interest in producer/dealer facilities and cheese manufacturing.

3 Livestock Inspectors

Dairy related duties: The livestock inspectors conduct TB and Brucellosis testing. They also sample for our mastitis testing program, working closely with the University of Connecticut Diagnostic Testing Lab.

2018-2019 Activities

We continue to see a decline in dairy farms within our state.

State rating officers have attended Appendix T training.

Department has been busy working on hemp program.



FLORIDA DEPARTMENT OF AGRICULTURE AND CONSUMER SERVICES

COMMISSIONER NICOLE "NIKKI" FRIED

Division of Food Safety Bureau of Dairy Industry

2019 NADRO State Report

The Division of Food Safety, Bureau of Dairy Industry is responsible for implementation of the Grade "A" regulatory program along with inspections of manufactured milk products in Florida. The Bureau currently has 11 field inspectors and 2 supervisors, with the territories split between north and south in the State. The office staff in Tallahassee consists of the Bureau Chief and one Administrative Assistant II. The vast majority of funding for the program stems from general revenue funds with the State.

Lab functions of the Bureau have been transitioned over to the Bureau of Laboratories in the last couple of years. The transition has worked well for the Division with the biggest hurdle being shipment of samples across a very long State. The Bureau currently runs between 7 and 8 thousand samples a year, collected by field staff and ran in the Bureau of Laboratories. This year the purchase of a Bentley Automatic Somatic Cell counter was granted and the equipment is currently sitting in the lab awaiting FDA accreditation. We hope to have FDA LPET in here within the couple of months to certify the equipment and analyst so we can begin to run regulatory samples, greatly increasing our efficiency and cutting down on turnaround time for raw milk samples.

During the last year the Bureau has moved away from the manual entry of lab samples. Through a great relationship and hard work from the Bureau of Laboratories staff, they have developed a database within their current database for the collection of dairy samples. This has alleviated a huge work load from our Administrative Assistant II, who used to manually enter every sample into our outdated database. We are currently looking to move all functions of the program into an online database to eliminate all manual entry of data and allow inspectors to work from a tablet in the field. The Division of Food Safety has been working diligently over the last 6 months to incorporate our dairy data system, RIMS, into the database utilized by our sister bureau, Bureau of Food Inspection. We hope the transition will be complete in the near future adding stability to our data and efficiency to our program.

Florida has suffered the same fate with farm numbers as other parts of the country. The number of Florida farms were down in the last year along with the number of dairy cows, 124,000 in 2017 to 120,000 in 2018. Considering the number of farms that were lost, we believe most of

these cows were consolidated into larger operations, as the small to medium size farms were the hardest hit. Florida still has large farms predominately throughout the State, with the average farm size being 1,481 milking cows. Florida still holds the title as the largest dairy state in the SE with its closest competitor being Georgia with about 82,000 milk cows, still almost 40,000 cows back.

With the passage of new hemp extract laws in the State of Florida, the Division has begun to write new Florida Administrative Code to allow for the addition of hemp extract/CBD to all food products, including products that would be considered Grade “A” dairy. SB 1020 was signed by Governor DeSantis to implement the creation of a hemp program in Florida. Rules have been crafted and workshopped throughout the State for the cultivation of hemp and the addition of hemp to animal and food products, including Grade “A” dairy. We expect these rule packages to be fast tracked and the addition of CBD/Hemp Extract to food products to be legal within the next couple of months. These products will be classified as “Substitute Milk and Milk Products” per our Imitation and Substitute Milk Statute.

Florida Dairy Industry Statistics
As of 6/2019


Grade “A” Dairy Farms	81
Grade “A” Milk Plants (IMS)	14
Grade “A” Milk Plants (Non-IMS)	7
Cheese Manufacturers	9
Wholesale Frozen Dessert	110
Bulk Milk Pickup Tankers	2,000 plus
Standalone Wash Stations	10
Bulk Milk Haulers/Samplers	214
Certified Direct Load Operators	99
Certified Industry Tanker Inspectors	15
Single-Service Container Manufacturers	15

Respectfully Submitted,



Zachary Conlin
Chief, Bureau of Dairy Industry
Division of Food Safety
Florida Department of Agriculture and Consumer Services

Georgia Department of Agriculture



Dairy Farm Info:

- Currently down to 135 dairy farms in the state. This is a huge drop over the last few years.
- We had 7 positive antibiotic and 5 positive aflatoxin loads last year.
- There are 7 dairies milking over 300,000 lbs. of milk a day.
- We also have 6 licensed goat dairies (separate from pet food farms).


Dairy Plant Industry Info:

- Currently in Georgia we have:
 - 10 Grade A plants which include Publix and Kroger.
 - 19 Single Service facilities that make film, caps, bottles, and pouch spouts.
 - 30 substations.
- We also have 58 Manufactured Foods Dairy plants:
 - 45 Ice cream/gelato facilities
 - 7 Cheese facilities
 - 6 Butter facilities
- Mayfield shut down along with its single service facility, but we gained another Grade A drinkable yogurt facility.

Bulk Milk Haulers/Tankers:

- 115 bulk milk haulers and plant samplers
- 191 milk tankers
- The bulk milk hauler and tanker numbers have gone down some during the past year due to plants and farms going out of business. Hauling companies have scaled back and sold off older tankers.
- In Georgia we have 2 hauling companies with 7 CITI inspectors that are certified to inspect their own tankers under the CITI program. This means that 124 tankers fall under this and make up 65% of the tankers in the state.
- 71 Direct Load certified bulk milk haulers from 11 different farms.

Georgia Department of Agriculture




Industry Changes:

- AMI's – currently we have one farmer that has broken ground on new construction. He will be installing a 5 box DeLaval and hopes to have it completed by the fall. We also have several other farmers that are still discussing the idea.
- We have had an increase in the amount of goat producer/processors. They are milking goats and making their own cheeses. We also have a sheep farm that is considering going into business, milking approximately 50-100 sheep and making cheese.

Training:

- I attended the FD577 Special Problems course in August 2018 in Montgomery, AL.
- Everyone with exception of one inspector has attend the FSMA Regulators course, but he will be taking it in August.
- 3 inspectors and I will be attending the FD578 Advanced Pasteurization course held in California in August.
- Lane Skates, Phil Paxson, Ronnie Lott and I will be attending the Eastern Seminar coming up in October in Madison, WI.



Eric J. Holcomb, Governor
Bret D. Marsh, DVM, State Veterinarian

INDIANA STATE BOARD OF ANIMAL HEALTH

Office of the State Veterinarian
Discovery Hall, Suite 100
1202 East 38th Street
Indianapolis, IN 46205-2898
Phone: 317/544-2400

2019 NADRO State Report – Indiana

Indiana Dairy Producers

Grade A Farms	841 (down 12.7%)
Pounds per day	11,400,000
- 10 largest producers ship ~25%	
- 100 largest producers ship ~75%	
Currently 177 AMIs in the state	
- 141 Lely, 36 Delaval, 5 Galaxy	
- Current AMIs are distributed across 31 farms	
Grade B Farms	12 (down 68%)

***Indiana Ranks 15th nationally in total milk production**

Indiana Dairy Processing Facilities

Grade A	27
- Processors:	22 (7 of which are farmstead processors)
- Receiving/Transfer stations	2
- Aseptic	3
- Standalone Truck Wash	3
Manufactured Grade	36 (up 25%)
Single Service	17

***Indiana Ranks 2nd nationally in total ice cream production**

Truck Permits	437 (up 17%)
Bulk Hauler Permits	512 (down 11%)

Total Staff of 19 employees

Management/Supervisory	3
SRO	3
LEO	2
Administrative	2
Field Staff	9 (8 currently staffed, 1 vacancy)

***6/19 employees with < 5 yrs experience**

Indiana's future in dairy

- Farmstead processing continues to grow
- Farm numbers continue to fall as producers struggle through tough economic times in the dairy industry

Safeguarding Indiana's animals, food supply and citizens for more than 125 years.

An equal opportunity employer and provider.

Kentucky Dairy Facts



Kentucky has
540 dairy farms

Kentucky is home
to about
55,000
dairy cows

A typical Kentucky
dairy farm has
a herd of about
102
milking cows

Dairy cows produced
an average of
7 gallons
of milk per day

89%
of all milk produced
in 2018 was used
and consumed in the
form of fluid milk

Each dairy cow in
Kentucky provides
an average of
2,133
gallons of milk
per year

In 2018, a dairy cow in
Kentucky cost about
\$1,180

The top five milk
producing counties:

- 1. Barren**
- 2. Logan**
- 3. Adair**
- 4. Christian**
- 5. Warren**

Kentucky ranked
27th in milk production,
27th in number of milk cows,
37th in milk output per cow, and
14th in the number of licensed dairy
operations during 2018 in the United States.

The average value of
a day's milk per cow
was about

\$9.79





GRETCHEN WHITMER
GOVERNOR

STATE OF MICHIGAN
DEPARTMENT OF AGRICULTURE
AND RURAL DEVELOPMENT

GARY MCDOWELL
DIRECTOR

MICHIGAN REPORT

National Association of Dairy Regulatory Officials - NADRO

61st Annual Meeting, Mystic, CT

July 13-17, 2019

Michigan's Dairy Industry:

- Dairy is the largest sector of Michigan's agriculture industry with a \$15.7 billion impact to Michigan's economy
- Dairy Farms:
 - Michigan ranks number 1 in the nation in pounds of milk produced per cow at 26,320 pounds of milk per year.
 - Michigan ranks number 6 in the nation for total pounds of milk produced annually at 11.4 billion pounds and is a net exporter of milk with approximately 33% of all milk produced sold in interstate commerce.
 - Michigan lost 13% of its dairy farms in 2018 due to severe economic pressure resulting from the lowest mailbox price in the nation, high trucking costs to deliver milk to out of state processing plants, and unusually high feed costs.
 - Total number of cows remained constant at approximately 422,000 head.
 - Michigan has 205 AMLs on 48 dairy farms. The largest are a 24 robot GEA Monobox facility and a 24 robot DeLaval facility.
- Dairy Plants:
 - Michigan dairy plant numbers continue to increase with several new artisan / on farm processors, one new IMS dairy plant (Foremost Farms Greenville Venture partners), one major IMS dairy plant facility expansion (Michigan Milk Producers Association – Constantine), and one new large dairy plant linked to the largest permeate drying plant in the world currently under construction that will start processing milk in late 2020 (Glanbia Spartan Dairy and Proliant).
 - Yoplait and LaColombe continue to add additional processing lines.
 - VernDale Products remains the only roller dryer milk powder plant in the nation. They continue to add processing capacity and supply whole milk powder for high end chocolatiers such as Lindt.
 - Animal Resistance Movement and other animal welfare groups can have a significant impact on dairy product sales (fairlife sales down 20% in Midwest)

Staffing and Workloads:

- 5 ½ additional Dairy Section staff added in 2019: 1 Pasteurizer Specialist, 3 dairy inspectors, 1 office technician, 1 50:50 Produce / Dairy inspector
- Hybrid positions are being used to create depth for dairy specialist positions such as rating officers, lab evaluation officers, pasteurizer specialists, USDA auditors, and to share resources and reduce program costs across the Food and Dairy Division.
- Program Manager – Barb Koeltzow, Regional Supervisors – Gordon Robinson and Joni Thompson, Specialist Positions: Laboratory Evaluation Officers – Paula Dankert and Shawn Lee, Milk Rating Officers – Brian Cogar, Lindsey Giles Austin, Amy Heintzelman, and Kristin Rawlings (farms), Pasteurizer Specialists – Beth Swank, John Rice, Carl Kohlhoff, Amy Heintzelman, Resource Specialist – Brandon Verhougstraete, USDA Audits – Rick Sokol, 17 dairy inspectors, 1 dairy technician, and 1 student office assistant.
- Current Workload:
 - **Grade A Dairy Farms** 1182
 - **Manufacturing Grade Dairy Farms** 130
 - **Dairy Plants** 135
 - **Transfer, Receiving, and Wash Stations** 18
 - **Grade A Distributors** 9
 - **Single Service Facilities** 6
 - **Bulk Milk Hauler / Samplers** 892
 - **Bulk Milk Tankers** 842
 - **Milk Transportation Companies** 143
 - **Certified Industry Field Representatives** 27
 - **Certified Labs and Appendix N Screening Sites** 49
 - **IMS Listed BTUs** 176

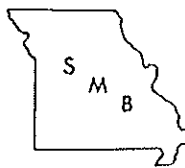
Technology:

Michigan is implementing a department wide electronic licensing system that will go live in the fall of 2019. This is being developed by KL&A software group. A new comprehensive web based electronic dairy inspection system is also being pursued but will not be implemented until after a new web based electronic inspection system is implemented for food. In the meantime, the previous Access platform dairy farm inspection system has been completely rebuilt and went live in June to generate time savings for dairy inspectors.

Respectfully submitted,



Dairy Program Manager
Food and Dairy Division
Dairy Section



*Executive Secretary
Gene Wiseman
Phone: (573) 751-3830
Fax: (573) 751-2527*

State Milk Board

PO Box 630
1616 Missouri Boulevard
Jefferson City, MO 65102

National Association of Dairy Regulatory Officials 61st Annual Meeting Mystic, Connecticut July 3-17, 2019

Missouri State Milk Board (SMB)

Since formation, SMB has contracted with local health departments to conduct grade "A" dairy farm inspection in assigned areas and regulatory sample analysis. As of July 1, 2019 Springfield-Greene County Health Department is the lone contract agency with 111 grade "A" permitted farms.

On June 30, 2018 St. Louis County Health Department ended a long-term contract agreement with SMB transferring the last of 325 permitted grade "A" dairy farms, 3 Certified Industry Inspection companies (WDT, Opies Transport Inc., and SEMO Tank), and 2 dairy inspection staff members. One position has been posted by SMB and applications received for a combination dairy plant and dairy farm inspection position. We plan to hire a new person for that position prior to September 1.

During the past year Aurora Organic Dairy opened a state of the art fluid milk processing plant in Columbia, Missouri. The plant has been listed for both Aseptic and ESL bottling.

Grade "A" dairy farm numbers have dropped from 671 at this time last year to 567 this year (-15.4%). Missouri is home to only one 5,000 cow dairy, one with approximately 1,000 cows and one at approximately 750 head. There are a small number of dairies with 200 – 500 cows and several with 100 – 150. But the majority of Missouri dairy farms milk less than 100 cows. Those small dairies, mostly located in southern Missouri, are exiting the business rapidly.

In January 2019 all Missouri state workers received a 1% cost of living adjustment. SMB approved a salary package to grant additional increases of \$1,400 to \$1,900 per year to dairy regulatory staff. Plans are to adjust SMB salaries again in 2020 to align them with market value studies.

SMB grade "A" regulatory program operates entirely on fees generated in-state and imported milk volume inspected. Current rates are \$.05/cwt in-state and \$.045/cwt imported. The rate is reviewed in January set by SMB for inclusion in code of state regulations.

Manufacturing grade dairy regulatory programs are funded primarily by general revenue. Governor Parson requested and the legislature granted funding equal to the previous fiscal year. In total, 230 manufacturing grade dairy farms ship milk. Most are Amish hand milkers.

SMB hosted the 2019 National Conference on Interstate Milk Shipments April 26 – May 1, 2019 in St. Louis. During that meeting at Hyatt Regency at the Arch we showcased our staff at work and our St Louis sports teams including the St Louis Cardinals and Stanley Cup Champion St. Louis Blues.



Executive Secretary
Gene Wiseman
Phone: (573) 751-3830
Fax: (573) 751-2527

State Milk Board

PO Box 630
1616 Missouri Boulevard
Jefferson City, MO 65102

Total Cost of Operations

Breakdown	<u>FY2019 Budget</u>	<u>FY2018 Budget</u>	<u>FY2018 Actual</u>
	\$1,513,468	\$1,509,869	\$ 966,813
<u>Personnel Service</u>			
General Revenue	106,722	100,949	102,754
Other Funds (fees)	452,913	450,087	274,109
<u>Expense & Equipment</u>			
General Revenue	852	852	826
Other Funds (fees)	241,661	241,661	116,212
<u>Program Specific (Contracts)</u>	711,320	711,320	472,912
<u>Total</u>			
General Revenue Fund	106,801	106,801	103,580
Other Funds (fees)	1,403,068	1,403,068	862,430

Respectfully Submitted

Gene Wiseman, Executive Secretary

NEVADA REPORT
National Association of Dairy Regulatory Officials
61st Annual Meeting, Mystic, CT
July,14-17, 2019

The dairy industry in the state of Nevada continues to increase in milk production and processing with many small processing facilities opening in the Las Vegas area.

During the 2019 Legislative session a bill was being considered to allow the sale of raw milk. The proposed bill would have eliminated the laws that addressed raw milk pet food and allowed the sale of raw milk if you had 5 cows or less or 10 goats or less. The proposed bill had no requirements for testing or permitting of the sites where the raw milk was being produced and sold.

The Nevada program consists of a Program Manager, 3 State Rating Officers, 2 Laboratory Evaluation Officers, 3 field inspectors and 1 support staff member.

Grade A Dairy Farms: 22 Cow, 4 Goat, 1 Sheep

Manufacturing Grade Dairy Farms: 1

Manufacturing Plants: 29

Grade A Fluid Milk Plants: 5

Distributors: 212

Samplers/Haulers: 47

Single Service Manufacturers: 8



State of New Jersey

DEPARTMENT OF AGRICULTURE
HEALTH / AGRICULTURE BUILDING
PO Box 330
TRENTON NJ 08625-0330

PHILIP D. MURPHY
Governor
SHEILA Y. OLIVER
Lt. Governor

DOUGLAS H. FISHER
Secretary

New Jersey Department of Agriculture Dairy Industry Report National Association of Dairy Regulatory Officials Annual Meeting July 14-17, 2019 Mystic, CT

The overall agriculture industry in New Jersey is thriving. As the USDA 2017 Census of Agriculture shows, there was an additional 800 farms added in NJ from 2012, to give a total of 9,883, with an increased overall acreage of almost 20,000 to total 734,000 acres. Total products sold is also up, reaching nearly \$1.1 billion. Additionally, 40% of NJ farmers are women, with a national average of 27%. However, even with these positives, average net income for NJ farmers is down 1%, likely due to increased expenses.

The dairy industry specifically is comprised of approximately 56 cow dairy farms, which have produced 120 million pounds of milk and contributed \$22 million to the state economy. In addition to cow milk and milk products, there is a great increase in other dairy animals such as sheep, goat and water buffalo. NJ's unique demographics makes the state home to many ethnic artisanal cheeses, yogurts and other products. There are 5 milk manufacturing facilities, and 14 cheese manufacturers.

Being the most densely populated state and situated between NYC and Philadelphia allows a large market to distribute products and has spurred many entrepreneurs to pursue many value-added products and alternative outlets such as reusable glass jars, CSA's, green markets, etc.

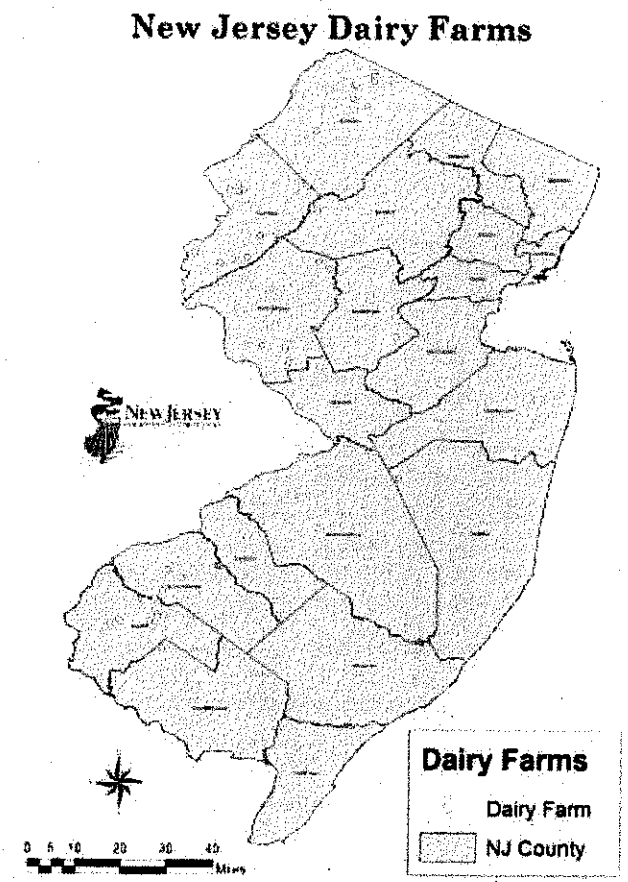
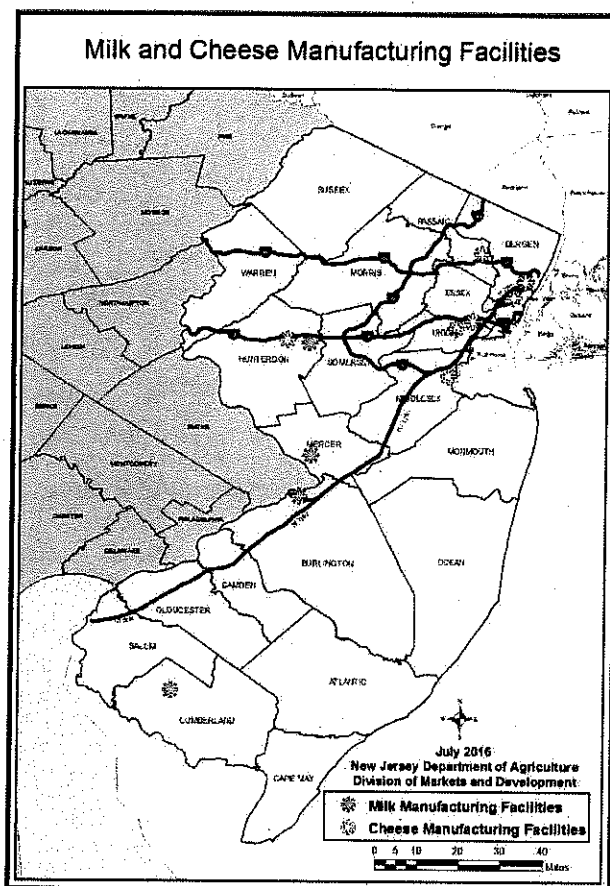
In an effort to help small struggling dairy farmers compete with larger operations, NJ has a monthly minimum presumptive price program for both dealers and retailers which is strictly enforced. This includes 350 dealers, and at least 23,000 retailers. There is also a resurgence in the Jersey Fresh Milk marketing program, promoting local products.

There are 20 IMS Accredited laboratories, including 3 full service labs which include microbial testing. These facilities and labs employ 32 licensed haulers, and at least 80 licensed samplers. The NJDA Dairy Program is comprised of 1 Dairy Program Coordinator, 4 Dairy Investigators, 1 Laboratory Evaluation Officer, and at least 2 office support staff.

Respectfully Submitted,

Brian Hulme

Supervising Agricultural Products Agent
State Laboratory Evaluation Officer



NJ Agriculture and Dairy Statistics

Total Farms	9,883
Total Acres	734,000
Total Revenue	\$1.1 Billion
Total Women Farmers	40%
Dairy Farms (cow only)	56
Total Pounds of Milk (cow only)	120 million
Total Revenue (cow only)	\$22 million
Total Licensed Milk Dealers	350
Total Licensed Milk Retailers	23,000
IMS Accredited Laboratories	20
Licensed Weigher/Sampler/Haulers	112



New Mexico Department of Agriculture

Dairy Division

2604 Aztec Rd. NE

Albuquerque, NM 87107-4222

505-841-9425, fax: 505-841-9426

NATIONAL ASSOCIATION OF DAIRY REGULATORY OFFICIALS NEW MEXICO STATE REPORT

61st Annual Meeting
Mystic, CT
July 14-17, 2019

The New Mexico Department of Agriculture is a unique state department. It was created by the state constitution to be underneath the state land grant university. The Director/Secretary answers to both the Board of Regents of New Mexico State University and serves as a member of the Governor's cabinet.

The dairy industry in the State of New Mexico bounces between the number one and number two agricultural industry. It represents \$2.8 billion in total dairy economic impact to the state. New Mexico has 130 dairy farms and 13 processing plants. We have 332,000 cows in the state averaging 24,960 lbs. per cow. The plants are broken up as follows:

- One intrastate goat plant making cheese
- One interstate fluid plant
- One intrastate fluid plant
- Three retail raw fluid plants
- One UF bulk plant
- One drying plant
- Four interstate cheese plants
- One small yogurt plant

The cheese plants are very large in our state with the smallest averaging 1,200,000 lbs. and the largest averaging nearly 18,000,000 lbs. intake per day.

The Dairy Bureau was notified by the NM Environment Department of the presence of the chemical substances known as PFAS, in the water source for two dairies near an Air Force Base. In discussions and coordination with FDA, milk samples were collected and tested at FDA for PFOS and PFOA. Milk from these two dairies was held back and not processed while awaiting results. One dairy tested above the FDA screening level and one dairy tested below. The milk supply for the one above was removed from the food chain. Samples are collected approximately once a month and this dairy has been shut off for eight months now. Water at other dairies in the area are being tested routinely and milk will only be tested at these dairies if water levels exceed the EPA Health Advisory for drinking water.



Agriculture and Markets

ANDREW M. CUOMO
Governor

RICHARD A. BALL
Commissioner

National Association of Dairy Regulatory Officials

ANNUAL MEETING

JULY 14 – 17, 2019

Mystic, CT

Overview of New York State's Dairy Industry

New York State is a major agricultural state with significant positions in field crops, vegetables, livestock and fruit. The dairy industry is New York's leading agricultural sector. In 2018, approximately 4,194 dairy farms produced 14.9 billion pounds of milk with a gross producer income of \$2.5 billion. In terms of milk utilized at New York plants, about 24% is sold as packaged fluid milk and cream products and 76% is used in manufacturing.

New York is the fourth largest milk producing state in the country, accounting for 6.84% of total U.S. milk production. Compared to 2017, New York's milk production remained even. New York dairy is first in creamed cheese, sour cream, all forms of cottage cheese, second in yogurt, third in Italian cheese, and fourth in total cheese production.

In 2018, the average size dairy farm in New York State had 149 cows, producing 3.5 million pounds of milk per year. New York dairy farms had an average of 623,000 milking cows in production in 2018, the same number of cows from the prior year. Furthermore, the average annual production per cow in 2018 remained consistent with 2017 at 23,888 pounds.

Economic Impact

Dairy contributes significantly to New York's economy by providing substantial employment. According to the Bureau of Labor Statistics, December 2018 total dairy related employment in New York was 21,482. This is an increase of 4% from the year before. Total 2018 annual wages were \$1.2 billion, an increase of 8% from 2017.

Division Statistics

The Division of Milk Control and Dairy Services is currently made up of a Director, an Assistant Director, 2 Program Managers, 7 Regional Supervisors, an Associate Auditor, a Program Research Specialist, a Compliance and Enforcement Supervisor, Chief Rating Officer/FSMA Lead, a Dairy Equipment Specialist, and 30 Dairy Products Specialist I's. In 2018, the Division conducted 7,125 inspections for compliance with sanitation, bacteriological, standards of identity, and economic fraud. In addition, Specialists sampled 15,429 dairy products for regulatory analyses.

Listeria monocytogenes Testing in Raw Milk Cheeses

Since the inception of *Listeria monocytogenes* (LM) testing of raw milk cheeses in 2017 the Department has sampled almost 1,100 raw milk cheeses. Broken down: 2017- 382 samples (6 positives), 2018- 457 (2 positives) and to date, in 2019- 238 (3 positives). The total number of positive LM equate to a 1% positive rate overall. The Division is creating a Positive LM Protocol utilizing approved third parties to address root-cause analysis, cleaning/sanitation SOP assessment, environmental assessment to assist in creating or updating the environmental monitoring plan in order to resume processing.

NY Dairy Statistics

93 Milk Testing Laboratories (all under NCIMS Program) +1 Central Lab (+1)	58 Grade A Processing Facilities (+4 from 2017)
358 Permits to Process (+4 from 2018)	105 Active Certified Milk Inspectors (+11 from 2018)
168 Manufacturing Plants (-1 from 2018)	92 BTUs (+3 from 2018), not including 14 Non-Grade A
3,847 Milk Receivers/Samplers	4,194 Grade A Dairy Farms
54 Goat/Sheep Processors	129 Wholesale Frozen Dessert Manufacturers
56 Raw Milk Permits	

COMMISSIONER
DOUG GOEHRING



ndda@nd.gov
www.nd.gov/ndda

**NORTH DAKOTA
DEPARTMENT OF AGRICULTURE**

STATE CAPITOL
600 E BOULEVARD AVE DEPT 602
BISMARCK ND 58505-0020

**North Dakota Annual Report
National Association of Dairy Regulatory Officials
2019 Annual Meeting
Groton, Connecticut**

As of July 1st, 2019, North Dakota had 64 dairy farms, of which 56 are Grade A farms. North Dakota farms lost about 500 cows last year, with ~15,000 milk cows, producing about 334 million lbs. of milk. There are two major bottling plants processing milk and making yogurt pouches; one ice cream plant that also produces USDA butter; two very small-scale frozen dessert plants; and one on-farm non-listed Grade A plant processing milk, yogurt, and cheese. There are 13 total IMS listings, two plants and 11 BTUs. We have 4 farms operating automatic milking machines (11 AMI boxes and a 60 robot rotary style parlor).

The ND dept of Ag dairy program is under the Livestock Division is comprised of two dairy inspectors, one admin assistant, and the dairy coordinator (farm certified SRO). We lost one inspector and hired a new inspector in June of 2019, as our dairies are spread out throughout the state. The inspectors are also responsible for farm flock egg inspections, medicated feed manufacturers and distributor inspections, with the option to assist with other divisions within the ND dept of Ag, as needed.

	2014	2019	difference
Grade A Farms	76	56	-26 %
Manufacturing Grade Farms	21	8	-62 %
Grade A fluid Milk Plants	3	3	---
Manufacturing Grade Plants	4	5	+25 %
Distributors	225	230	+2 %
Samplers/Haulers	81	70	-13.6 %
Licensed Tankers	41	25	-39 %

North Dakota is mostly cropland and we are the No. 1 producers of many commodities such as canola, spring and durum wheat, flaxseed, all dry beans, and honey. According to the USDA stats, in 1992 ND had 1925 farms and 74,885 cows (96% fewer farms and 80% fewer cows over last 27 years).



Industry Numbers

221 Grade A producers (includes 3 sheep and 12 goat dairies)

19 BTU's

15 IMS listed plants

47 non-IMS listed plants

4 non-IMS Listed Milk Tank Truck Cleaning Facilities

159 Bulk Milk Haulers

157 Industry Samplers

24 Wholesale Frozen Dessert Manufacturers

3 single-service facilities

122 Mobile Milk Tankers

1 State Regulatory Lab

2 Industry Full Service Labs

7 Certified Industry Supervisors

259 HTST Pasteurizer Operators

115 Vat Pasteurizer Operators

We have 21 Fluid Milk Distributors with the following classifications:

Aseptic Products – 1

Cottage Cheese – 3

Cultured/Acidified Products – 1

Dry Milk & Milk Products – 2

Fluid Milk & Cream – 10

Ultra Pasteurized Products – 1

Whey & Whey Products – 3

Dairy Program Staff

The Food Safety Program has 37 field staff

- 8 perform pasteurizer equipment checks
- 20 conduct dairy sampling
- 15 conduct farm inspections
- 10 inspect dairy plants

Dairy sampling and inspection assignments are in addition to the inspectors' other regular assigned duties, such as, manufacturing and retail food inspections, FDA inspections, licensing consultations, and plan reviews.

Dairy Licenses

A dairy operator license is required for the following operators:

- Individuals who collect raw milk samples to be used for regulatory purposes
- Individuals responsible for the pasteurization of milk or dairy products

What kind of dairy operators have an exception from licensing?

- A person owning no more than three dairy cows (no more than two producing) that have calved at least once **or**
- A person owning no more than nine sheep that have lactated at least once **or**
- A person owning no more than nine goats that have lactated at least once



The fluid milk from these animals may be sold for human or other consumption only if the milk is sold directly to the consumer at the premises where produced.

What activities are prohibited?

- Sales of unlicensed milk or milk products where a license is required

Retail sale of unpasteurized milk from cows (unless meeting the limits of the exception above) is prohibited.

A person may not sell, or distribute for sale, the following products:

- Unpasteurized milk or fluid milk from cows
- Dairy products from unpasteurized milk or fluid milk from cows, unless sold to a
 - Distributor
 - Producer-distributor
 - Dairy products plant licensee
 - Non-processing cooperative

This does not apply to the sale or distribution of cheese by a licensed facility otherwise exempt from pasteurization requirements or to sales or distributions by a person described under ORS 621.012.

Please see the advertising raw milk directive for more information on 621.012(1).

Distributor or producer-distributor may only sell milk that is pasteurized, or from disease-free goats or sheep.

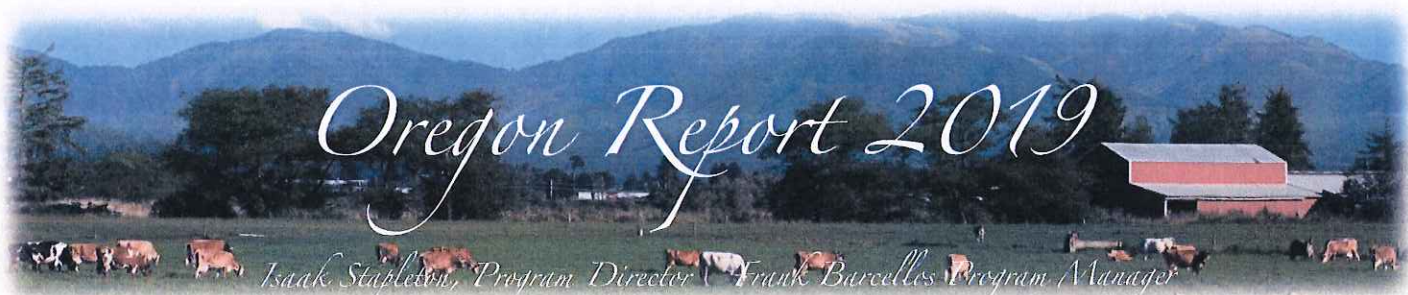
A distributor, producer-distributor, or dairy products plant licensee shall not sell, offer, or expose for sale any dairy product, or fluid milk, for human consumption unless the milk used in the dairy product, or fluid milk, has been pasteurized or is goat or sheep's milk that was produced by a disease-free herd.

Pasteurized Milk Ordinance (PMO)

The PMO is developed by the National Conference of Interstate Milk Shippers (NCIMS) and covers construction, milk quality, and operation standards for all dairy operations including:

- Farms
- Transportation
- Processing
- Pasteurization

The PMO includes standards for time, temperature, and equipment specifications.



Compliance with the PMO is required for plants or farms to produce and ship Grade A milk. Grade A milk or milk products that are shipped interstate must be from production facilities listed on the Interstate Milk Shippers (IMS) list. This list includes dairy operations that are approved for interstate milk shipment.

Legislative Update

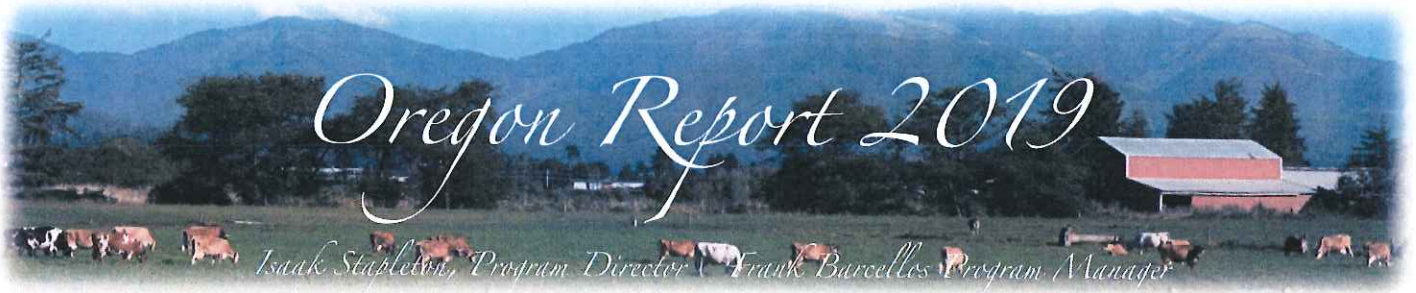
We had quite an exciting session of the legislature this year. House Bill 2020 was entered and passed by the house then sent onto the Senate. The bill was the Oregon version of reducing greenhouse gas emissions. More commonly called the Oregon cap-and-trade program. Its purpose was to reduce greenhouse gas emission to 80 percent below 1990 levels by 2050. It was introduced with an emergency clause, meaning it would take effect July 1, 2019. This would cause an immediate rise in the gasoline tax of 15 cents/gallon of gas, that is estimated to generate over \$330 million a year.

The Oregon Legislature has a supermajority of Democrats (18) and has passed most legislation without the need of Republican (11) votes. The only way to prevent this bill from passing was a unique measure the Republicans took. The 18 Senate Democrats must follow senate rules that require a two-thirds quorum to do any business which means they need two Republicans to meet the need for 20 senators. The eleven Republicans in the Senate chose to leave the state to prevent the Senate from passing any bills as the constitutional *sine die* adjournment was set at June 30th at midnight.

The governor ordered the State Patrol out to find and return the Republicans, however, they have no jurisdiction outside of Oregon.

While the Republicans were in Idaho several large rallies were held at the capitol for and against HB 2020. The largest being a caravan of logger trucks and farm equipment, which stretched out in Salem for over 6 miles and completely surrounded the capitol complex for the greater portion of the day.







Department of Health
Three Capitol Hill
Providence, RI 02908-5097
TTY: 711
www.health.ri.gov

2019 NADRO State Report Rhode Island Department of Health


The State of Rhode Islands dairy program is currently supervised by Catherine White. She also serves as the states plant SRO and SSO. Jarrod Olbres continues to serve as the programs plant inspector and farm SRO. The programs farm inspector continues his role in the dairy program as well as manufactured foods and shellfish programs. Both Catherine and Jarrod have completed the dairy PCHF trainings. One RI IMS listed facility has gone through the manufacturing PC inspection under the FDA contract inspection agreement.

The State of Rhode Island has once again another raw milk bill awaiting a vote. This bill is a slight change to the ones defeated from years past. The current bill is in the form of herd shares. The Center for Food Protection has, once again, had to speak against it, not only to the potential increase in illnesses but to the economic detriment to our current hard working dairy farmers. The state has currently adopted the 2015 edition of the PMO. The new 2019 version will be submitted as soon as it's been released.

RI inventory:

- | | |
|--|---|
| -10 IMS listed dairy farms (1 new-stolen from NY- thank you Casey) | -1 IMS listed single service plant |
| -1 goat farm (non-IMS) | -1 ice cream manufacturer that processes its own brand as well as others for companies around the world |
| -6 dairy processors of which 4 are IMS listed | |

Thank You from "the Biggest Little State in the Union"



SOUTH DAKOTA DEPARTMENT OF AGRICULTURE

DIVISION OF AGRICULTURAL SERVICES

Dairy/Egg Program

Alfred Dairy Science Hall

Box 2104

Brookings, SD 57007

Phone: 605-688-MILK (6455) / Fax: 605-688-4043

<http://sdda.sd.gov/divisions/#agServices>

National Association of Dairy Regulatory Officials (NADRO) 61st Annual Meeting July 13-17, 2019

South Dakota Dairy Program Statistics

Grade A Dairy Farms	173
Manufacturing Dairy Farms	9
Bottle Raw Milk Dairy Farms	5
Cheese Plants	8
Cheese Cut/Wrap	3
Drying Plants	3
Fluid Milk Plant	1
Single Service Plant	1
Ice-Cream Plants	4
BTU's	26
AMI's	40 at 7 farms
Pasteurization Units	41
Licensed Bulk Haulers	210
Licensed Samplers	97
Licensed Milk Trucks	209

South Dakota Dairy Production Statistics

Cows	121,000
Pounds Milk/Year	2,832 million
Pounds Milk/Yr/Cow	23,040
Milk Production State Rank	20th

South Dakota Department of Ag Dairy Program Staffing

Program Manager	1
State Rating Officer	1
Lab Evaluation Officer	1
Dairy Farm Inspectors	2
Dairy Plant Inspector	1
Administrative Assistant	1

Dairy farm numbers continue to decline, 12% in 2019, while cow numbers and milk production increases. South Dakota's milk processing capacity is increasing with the expansion projects at Agropur and Valley Queen Cheese. Agropur is increasing its processing capacity to 9.3 million pounds per day and Valley Queen is increasing to 5.5 million pounds per day. This increase in processing capacity has led to expansion of the state's dairy herd with more cows being added.

The late winter/early spring snow storms and subsequent flooding has created challenges for those individuals involved in the production and hauling of the state's milk supply. Some milk

was lost due to roads being impassible from the snow during the two late winter/early spring storms. The spring thaw and heavy rains that followed created terrible conditions for some township roads and driveways which led to more milk being lost. For the year, many parts of South Dakota are 6 to 12" of precipitation above normal. This has led to a large amount of farmland not planted to crops or planted much later than normal.

South Dakota dairy producers have added more AMI's this past year. All of the AMI installations in South Dakota are Lely. There is continued interest in more dairies installing the AMI's.

The Dairy Program under the South Dakota Department of Agriculture is funded in part by a raw milk assessment fee (RMA). The RMA is set at 0.7 cent per cwt of all the milk purchased from producers in the state. The RMA fee is set in administrative rules to enable the department to adjust the fee if needed without going through the legislative session. The Dairy Program staff has 3 members that have a combined 74 years of experience with the remaining staff averaging approximately 3 years in the program. The office is based in Brookings with satellite offices in Milbank, Redfield, and Mitchell. The majority of dairy farms in South Dakota are located in the eastern third of the state and concentrated along the I-29 corridor.

Gene Stegeman
South Dakota Department of Agriculture



NATIONAL ASSOCIATION OF DAIRY REGULATORY OFFICIALS

TENNESSEE STATE REPORT

Dan Hayes

July 14-17, 2019 Annual Meeting

Tennessee Department of Agriculture Commissioner

Dr. Charles Hatcher, D.V.M.

Consumer and Industry Services

Danny Sutton, CIS Director (Replacing Keith Harrison, April 2019)

Food and Dairy Section (Two Administrators)

Shanna Lively – Food Administrator (Food Manufacturers, Food Warehouses, and Retail Food Stores)

Danny Withers – Dairy Administrator (Replacing Danny Sutton, April 2019)

Dan Hayes – State Ratings Officer

Paul Wadham – Currently in Middle of Obtaining SRO Certification

Jenny Strasser – Dairy Administrative Secretary (Started October 2017)

Lab Evaluation Officers – John Minor and Tiffany Arnold

Currently our section has 30 inspectors with 21 that have some type of dairy component to their workload. The past six years have been a challenge due to the number of retirements that have taken place in our section.

Tennessee Dairy Program Statistics

205 Dairy Farms as of 07/01/2019 (Down from 219 Dairies on 1/1/2019)

4 Goats Dairy Farms

1 Sheep Dairy

3 Dairies have AMI units, a fourth and fifth are currently under construction

3 Dairies Certified Organic

17 Grade A Dairy Plants – 9 are IMS Listed (with 2 non IMS Listed under construction)

7 Frozen Dessert Plants

11 Single Service Manufacturers

7 Cheese Manufacturing Plants

32 HTST Units

21 Vat Pasteurizers

130 Raw Milk Tankers

96 Raw Milk Hauler/Samplers

86 Plant Samplers

29 BTUs

In the State of Tennessee, it is illegal to sell raw milk for human consumption. In 2009, Tennessee State Legislation passed a bill on herd shares allowing individuals to purchase a herd share to obtain raw milk for their own consumption. There are also individuals that sell raw milk as pet food. Raw milk pet food must comply with feed labeling requirements including the statement "NOT FOR HUMAN CONSUMPTION".

Texas

2019 NADRO Report

Current Status

- Milk production in Texas has an estimated value of \$2 billion.
- Milk is ranked 3rd behind beef and cotton
- Texas is ranked 5th nationally in milk production.
- The Texas Milk & Dairy program is regulated under the Texas Department of State Health Services.
- The Texas Milk & Dairy program enforces two State Statutes, one for Milk & Dairy and one for Frozen Desserts as well as our Texas Administrative Code which adopts the most current revision of the PMO.
- Dairy Farms are shifting to the Texas Panhandle which now holds an estimated 68% of Texas milk production.
- Texas now has the largest dairy farm in the world in production milking over 40,000 cows.
- 2 Dairies with working AMI's: Galaxy & a GEA Rotary
- 1 Dairy with 16 Lely AMIs under construction

Dairy Staff

- 3 Program Managers
- 20 field staff dedicated to the dairy program responsibilities.
- 5 Survey Officers
- 2 Laboratory Evaluation Officers
- 1 Quality Assurance Officer

Licensing

- 398 Producer Dairy Farms
- 47 In-State Milk Plants
- 75 Out-of-State Milk Plants
- 31 Single Service Facilities
- 32 Receiving Transfer Stations
- 836 Permitted Milk Tankers
- 61 Non-Grade "A" Dairy Product Manufacture "Cheese Plants"
- 81 In-State Frozen Dessert Plants
- 40 Out-of-State Frozen Dessert Plants
- 37 Retail Raw Dairy Farms
- 1198 Licensed Milk Hauler-Sampler/ Plant Samplers
- 182 IMS Listings

2018 Inspections Completed

- 2298 Producer dairy inspections
- 798 Milk Plant Inspections
- 290 Single Service Inspections
- 198 Receiving Transfer Station Inspections
- 707 Milk Tanker Inspections
- 449 Non-Grade "A" Dairy Product Manufacture Inspections
- 613 Frozen Dessert Plant Inspections
- 401 Retail Raw Dairy Inspections



TEXAS
Health and Human
Services

**Texas Department of
State Health Services**



TEXAS
Health and Human
Services

Texas Department of
State Health Services

Inspection Fees

- Milk Production/processing: \$0.045 per hundredweight
- Dairy products: \$0.015 per hundredweight
- Frozen Desserts: \$0.015 per hundredweight

Permit/ License Fees

- Producer Dairy Farms: \$200 for a two-year license
- Milk Plants: \$800 for a two-year license
- Receiving Transfer Stations: \$800 for a two-year license
- Permitted Milk Tankers: \$200 for a two-year license
- Non-Grade "A" Dairy Product Manufacture: \$800 for a two-year license
- Frozen Dessert Plants: \$800 for a two-year license
- Retail Raw Dairy Farms: \$800 for a two-year license

86th Legislative Session

- House Bill 503 was introduced during the 86th legislative session.
 - This bill would have expanded the delivery of raw milk and raw milk products to consumers residences and farmers market. This bill also allowed for raw milk to be sold frozen.
- Senate Bill 80
 - This bill would have also expanded the delivery of raw milk and raw milk products to consumers residences and farmers market. This bill would have also allowed for people to contract with other people for the transport and delivery of the raw milk.
- Senate Bill 931
 - This bill would have removed the word "pasteurization" from the current statute and allowed raw milk to be sold at retail in the same manner as pasteurized milk. This bill also required raw milk dairy to carry a \$1 Million-dollar insurance policy.

None of these bills passed into law.



Food Safety & Consumer Protection Div

[phone] 802-828-2433

Agency of Agriculture Food & Markets

Dairy Section

[fax] 802-828-5983

116 State Street

Montpelier, VT 05620-2901

www.VermontAgriculture.com

VERMONT STATE REPORT – NADRO July 14 – 17, 2019

Many of the national dairy industry trends that are occurring across the country are prevalent within Vermont's dairy industry. Since January 1, 2018 Vermont has lost 100 dairy farms with 29 of those farms being lost during the current calendar year. The herd sizes of these operations range from as small as 40 to 350 head of cattle. Despite the dairy farm losses, milk production has not changed substantially in Vermont due to other dairies expanding their herds and continued production efficiencies. On the milk processing side, our licensed facilities continue to maintain at a consistent number in quantity with many processing larger amounts of product and expanding operations. These operations are very diverse in size and structure but continue to have great success with high quality and unique dairy products they are producing. Efforts within each operation has led to the continued success and winning of many regional and national competitions. Their achievements continue to provide examples of diverse pathways to success in Vermont's dairy industry.

Other statistics on the Vermont dairy industry are:

Dairy Farms, cattle	656
Dairy Farms, goats	36
Dairy Farms, sheep	4
Raw Milk direct to consumers	28
Processing Plants	151 (70 cheesemakers, 13 fluid, yogurt, ice cream)

The Dairy Section staff consists of myself as Section Chief, Sue James as the Dairy Farm Supervisor, and Greg Lockwood as the Dairy Plant Supervisor. While inspecting their own farms and facilities, Sue supervises 3 dairy farm inspectors, and Greg Lockwood supervises 4 dairy plant inspectors.

Challenges over the past year ranged from Vermont's legislature rolling back restrictions on the sale of raw milk (can be sold directly at farmers markets now) to CAI contracting issues with our Agency's web base inspection program utilizing USA Food Safety, USA Herds, and USA Plants. We also have been dealing with a continued interest from processors wanting to add CBD to their dairy products and informing them of the current FDA restrictions against this.

One of our biggest successes this past year was working with our processors to determine the desire for uniformity amongst them for Appendix T compliance. Having support from a diverse group of operations, the Dairy Section worked with our state legislature to put into state statute that we will not recognize the federal exemption with Appendix T and will be auditing all processors within a 36 month time period.

From the Green Mountain State,

E.B. Flory





Jewel H. Bronaugh, Ph.D.
Commissioner

COMMONWEALTH of VIRGINIA

Department of Agriculture and Consumer Services

Division of Animal and Food Industry Services

Office of Dairy & Foods

PO Box 1163, Richmond, Virginia 23218

Phone: 804/786-1452 • Fax: 804/371-7792 • Hearing Impaired: 800/828-1120

www.vdaacs.virginia.gov

National Association of Dairy Regulatory Officials

Virginia State Report

61st Annual Meeting

July 14-17, 2019 – Groton, CT

Currently, Virginia's Dairy Services program is still split between the Department of Agriculture and the Department of Health. The Department of Health oversees all 16 of Virginia's Grade "A" Fluid Processing Plants and their plant samplers regardless of IMS listing status. Our two State Rating Officers are also employed by the Department of Health. At the Department of Agriculture, our staff is comprised of one LEO, ten dairy inspectors, one program supervisor, one program assistant supervisor, and one administrative assistant. Our program performs all grade "A" farm inspections, product sampling, tanker and milk hauler evaluations, as well as inspections of cheese manufacturing plants, frozen dessert plants, and retail dip shops. This results in our program putting over 250,000 miles on our vehicles each year.

Currently, we have 480 Grade "A" dairy farms, 14 manufactured grade goat farms and one manufactured grade sheep farm. We also inspect 405 retail dip shops and ice cream mobile units, as well as 64 ice cream manufacturing plants and 46 cheese manufacturing plants.

Earlier this year, regulations were passed to lower our somatic cell count and bacteria limits on raw milk to 500,000 and 50,000 respectively. Also, we have moved forward with the process of formally adopting the PMO into our regulations. Hopefully this will be implemented in the early part of next year.

Retail raw milk sales are still considered illegal, although Virginia does have some robust herd-share programs that are currently not under any type of regulation. One of these operations was implicated in March 2016, when a doctor notified the Virginia Department of Health of four hospitalized patients who were diagnosed with Shiga toxin-producing E. coli (STEC) infections. Two of those patients developed hemolytic uremic syndrome (HUS). All of the patients had consumed raw milk from a herd-share program.

Additionally, in January, we had to suspend a truck cleaning and transfer station for falsifying sanitize tags so that their tankers would not get rejected at processing plants. They are currently still under suspension.

As the dairy industry evolves to cope with the struggling milk prices in Virginia, we are seeing an increase in small scale entities who wish to diversify their operations by making cheese, ice cream, and frozen desserts. Some of these are even being performed in the home kitchen and the products are offered for sale at farmer's markets and farm stands. While this may not be ideal, our mission at VDACS is to promote the dairy industry in any way we can.

July 8, 2019

VDACS - DAIRY SERVICES

COUNTS OF ACTIVE PERMITS AND GRADE A PRODUCERS		
CATEGORY	DESCRIPTION	ACTIVE PERMITS
49	MILK RECEIVING, TRANSFER STATION, TRUCK CLEANING FACILITY	1
50	DAIRY PLANT SAMPLER	137
51	RECEIVE, PROCESS AND HANDLE MILK FOR MANUFACTURING PURPOSES	46
53	WEIGH AND SAMPLE MILK IN BULK HOLDING TANKS	247
54	CONTRACT MILK HAULER	10
55	WEIGH, SAMPLE AND/OR TEST MILK AND CREAM	0
56	MILK TRANSPORT VEHICLE	10
58	FARM PICKUP TANKER	100
59	TRANSPORT MILK SAMPLES	6
67	MANUFACTURE AND SELL ICE CREAM AND FROZEN DESSERTS	64
TOTAL ACTIVE PERMIT SYSTEM REGISTRANTS LINKED TO COST CODE 720:		621
NUMBER OF ACTIVE GRADE A DAIRY PRODUCERS		480
NUMBER OF ACTIVE MANUFACTURE GRADE PRODUCERS		15

Hunter Moyer

Dairy Services Program Supervisor

Office of Dairy and Foods

Virginia Department of Agriculture and Consumer Services



State of Wisconsin
Governor Scott Walker

Department of Agriculture, Trade and Consumer Protection
Ben Brancel, Secretary

NADRO State Report-Wisconsin

Dairy Program licenses as of June 30, 2019

Grade A farms.....	6,898	826 farms OOB in last 12 months
Grade B farms.....	1,133	
Total.....	8,031	

BTU's.....155

Grade A Plants.....95
Manufacture Grade.....392
Permitted Wash Facilities.....67
Single Service Manufacturers.....36
Total.....556

Bulk Milk Tankers.....3,077
BMWS.....2,749

Milk and Water Laboratories.....293
Laboratory Analysts.....2071 (618 certified, 1453 Approved for screening only)
Milk and Cream Testers.....69

Cheese and Butter Makers.....1,265 Cheese makers 1,223 Butter makers 42
Butter Graders.....67 (Industry)
Cheese Graders.....299 (Industry)

Staff Members

Milk Sanitation Rating Officers.....5
Lab Evaluation Officers.....3
Dairy Sanitarians.....21
Dairy supervisors.....5
Equipment Specialists.....6

Annual Milk Production 2018

Grade A29,929,700,000#
Grade B390,300,000#
Total.....30,580,000,000#

Dairy Cattle (May 2018)

1,274,000 head
Monthly production.....2080#/cow
Monthly milk production total.....2,650,000,000#

Agriculture generates \$59 billion for Wisconsin

2811 Agriculture Drive • PO Box 8911 • Madison, WI 53708-8911 • Wisconsin.gov

An equal opportunity employer

Items of Note in Wisconsin:

- Conversion to new data Enterprise CRM
- Milk Pricing!
- Wells and plumbing in our Plain folk communities
- Preventative controls. Training and readiness of staff for FSMA inspections.
- AMI installations and review.
- New product development. Everyone wants to manufacture a new and exciting dairy product. We are training all of our sanitarian's heavily in HACCP to better evaluate the wide ranging types of new dairy products and their safe production.
- Lean projects, do more with current staff

2019 NADRO SPONSORS

PLATINUM

Agri-Mark

Piper Systems

Quali Tru Sampling Systems

Saputo Dairy Foods

GOLD

Connecticut Milk Promotion Board

Dairy Farmers of America

International Dairy Foods Inc. (IDFA)


Bronze

Borden Dairy

H P Hood

International Milk Haulers Association

THANK YOU TO OUR PRODUCT SPONSORS



100% FARMER OWNED
Guida's
SINCE 1886



Thorncrest Farm & Milk House Chocolates
"The Magic Is In Our Milk"

