

# Snapshot of the Arts in NoCo Arts and Cultural District (Jeffersonville)

2022

## Creative Vitality Index



**0.46**

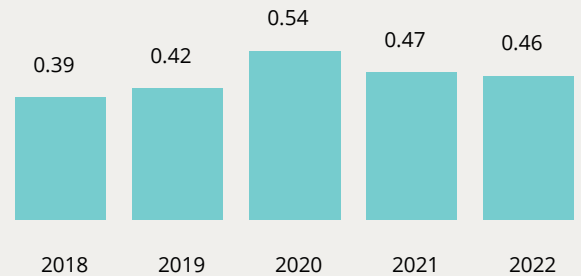
CVI Value

United States CVI = 1.0

## Total Population

**49,753**

## Past 5 years of CVI Performance



This regional snapshot report gives the big picture of a region's creative landscape. It provides an overview of creative jobs, industry earnings, FDR grants, and Nonprofit revenues.

**GAIN**

▲ **6%**  
since 2021

## 2022 Creative Jobs




**867**

Total Creative Jobs

There are 53 more creative jobs in the region since 2021

## Occupations with greatest number of jobs



**GAIN**

▲ **3%**  
since 2021

## 2022 Creative Industries



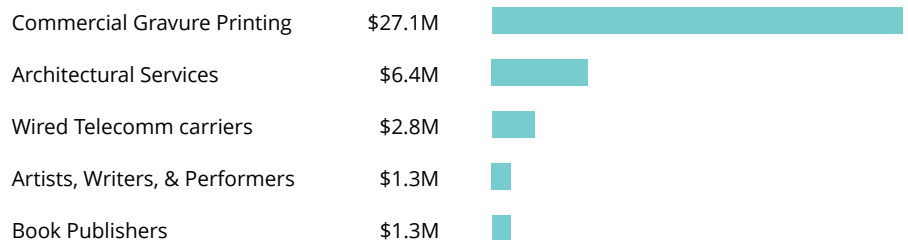
**\$51.3M**

Total Industry Earnings

There is a gain of \$1.8 M in creative industry earnings in the region since 2021

## Industries with greatest earnings

### Industry type



**GAIN**

▲ **71%**  
since 2021

## 2022 Cultural Nonprofit



**\$651.6K**

Nonprofit Revenues

There are \$465 K more in revenues in the region since 2021

## Nonprofit types with greatest number of organizations



**DATA SOURCES:** Economic Modeling Specialists International, National Assembly of State Arts Agencies, National Center for Charitable Statistics  
**CREATIVE VITALITY SUITE:** The Creative Vitality Index compares the per capita concentration of creative activity in two regions. Data on creative industries, occupations, and cultural nonprofit revenues are indexed using a population-based calculation. The resulting CVI Value shows a region's creative vitality compared to another region. For more information on data sources visit: [learn.cvsuite.org](https://learn.cvsuite.org)

## Data Sources (Version 2024.1)

Descriptive Names of Industries (NAICS codes) & Occupations (SOC codes) have been truncated on the Regional Snapshot Report. For full descriptive names please visit the education section of [learn.cvsuite.org](http://learn.cvsuite.org)

Due to rounding some percent values may not equal 100%.

### Occupations: Economic Modeling Specialists International.

SOC Codes (54) 11-2011, 11-2021, 11-2032, 11-2033, 13-1011, 17-1011, 17-1012, 17-1021, 17-3011, 25-1099, 25-4011, 25-4012, 25-4013, 25-4022, 25-4031, 27-1011, 27-1012, 27-1013, 27-1014, 27-1019, 27-1021, 27-1022, 27-1023, 27-1024, 27-1025, 27-1026, 27-1027, 27-1029, 27-2011, 27-2012, 27-2031, 27-2032, 27-2041, 27-2042, 27-2091, 27-2099, 27-3011, 27-3023, 27-3031, 27-3041, 27-3042, 27-3043, 27-3091, 27-3099, 27-4011, 27-4012, 27-4014, 27-4015, 27-4021, 27-4031, 27-4032, 27-4099, 39-5091, 51-6052

### Industry Earnings: Economic Modeling Specialists International.

NAICS Codes (67) 323111, 323113, 323117, 323120, 327110, 327212, 332323, 337212, 339910, 339992, 459130, 459140, 459210, 459920, 512110, 512120, 512131, 512132, 512191, 512199, 512230, 512240, 512250, 512290, 513110, 513120, 513130, 513140, 513191, 513199, 513210, 516110, 516120, 516210, 517111, 519210, 519290, 541310, 541320, 541340, 541410, 541420, 541430, 541490, 541810, 541820, 541830, 541840, 541850, 541860, 541870, 541890, 541921, 541922, 611610, 711110, 711120, 711130, 711190, 711310, 711320, 711410, 711510, 712110, 712120, 712130, 712190

### Class of worker: Economic Modeling Specialists International:

Extended Proprietors, Non-QCEW Employees, QCEW Employees, Self-employed

### State Arts Agency Grants: National Assembly of State Arts Agencies

### Cultural Nonprofit Revenues: National Center for Charitable Statistics

### Demographic: Economic Modeling Specialists International.

**Creative vitality index (CVI):** The Creative Vitality Index compares the per capita concentration of creative activity in two regions. Data on creative industries, occupations, and cultural nonprofit revenues are indexed using a population-based calculation. The resulting CVI Value shows a region's creative vitality compared to another region.

NoCo Arts and Cultural District (Jeffersonville) contains:

47130