







WARSAW COURTHOUSE SQUARE HISTORIC DISTRICT

1" = 100'-0"

-  CONTRIBUTING BUILDING
-  NONCONTRIBUTING BUILDING
-  BUILDING OUTSIDE DISTRICT
-  PHOTOGRAPH REFERENCE
-  ADDRESS
-  DISTRICT BOUNDARY



4/2012
 FINAL
 MASTER