

2022-2023 Staff Performance Evaluation Results

REPORTING REQUIREMENTS

Local educational agencies:

- All traditional public school corporations and charter schools submit ratings for all certificated employees, including teachers, principals, superintendents, and other school/corporation personnel

IDOE:

- Statewide, corporation, and school aggregates
- Rating by Educator Preparation Program Institutions reported for first, second, and third-year teachers
- Retention Rate

2022-2023 REPORTING TOTALS

Certified Employee Breakdown by Reporting Entity

- Charters: 4,101
- Corporations: 71,747
- Special education co-op: 521
- University school: 86
- Vocational education co-op: 56
- Grand total: 76,511

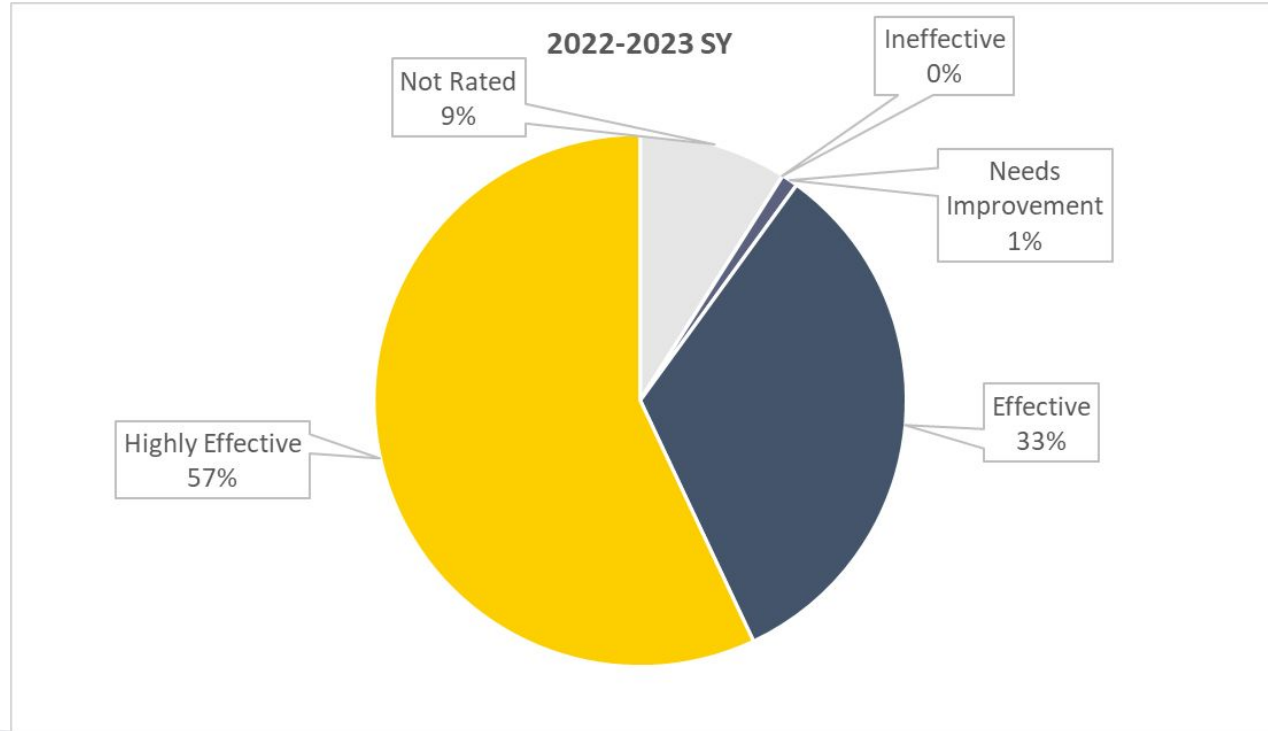
Certified Employee Breakdown by Position:

- School-Level Administrators: 3,847
- Central-Office Administrators: 1,159
- Teachers: 71,505

TOTAL DISTRIBUTION

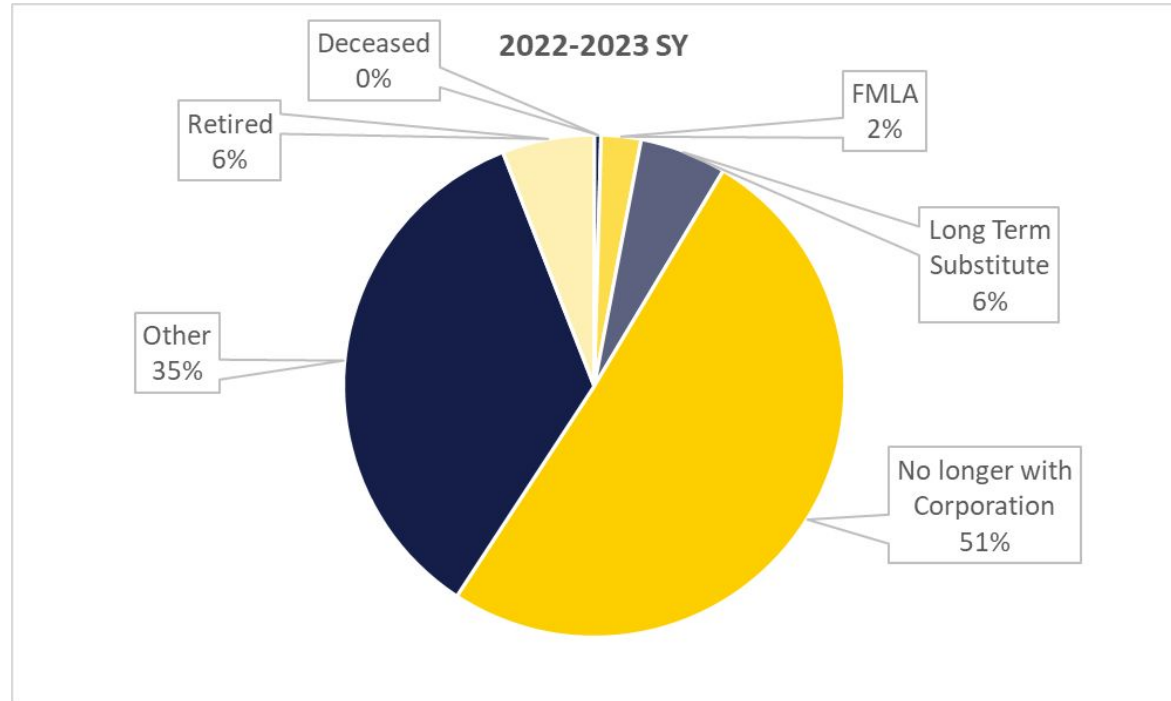
Includes *all* certificated employees.

Not Rated	9%
Ineffective	0%
Needs Improvement	1%
Effective	33%
Highly Effective	57%



2022-2023 NOT RATED

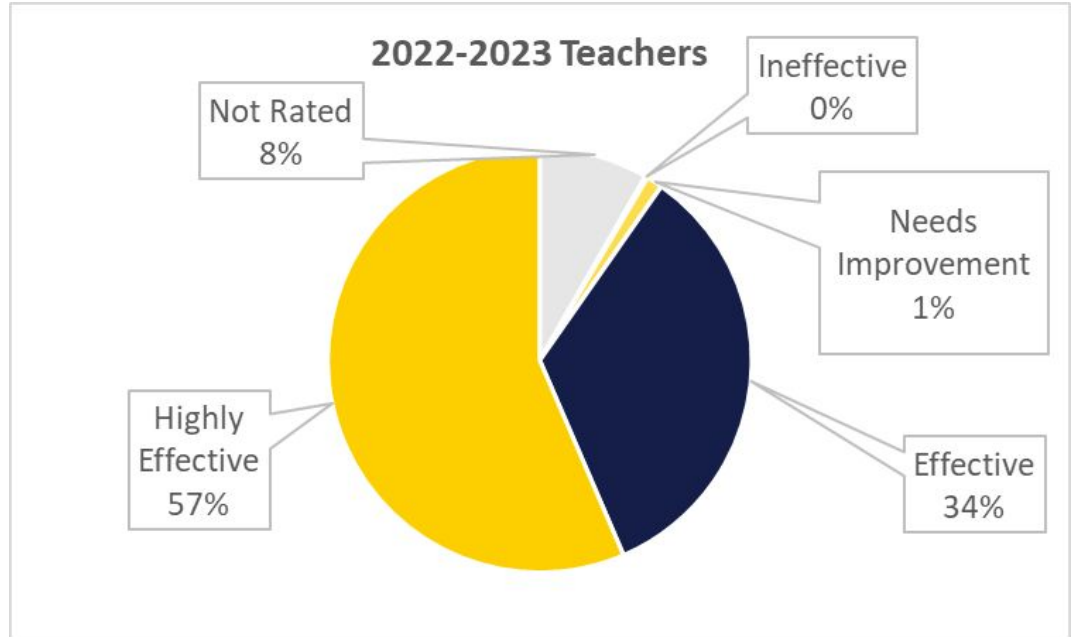
Deceased	0%
FMLA	3%
Long Term Substitute	6%
No longer with Corp/Charter	51%
Other	35%
Retired	6%



2022-2023 TEACHERS

Includes all non-administrators
(71,505 total)

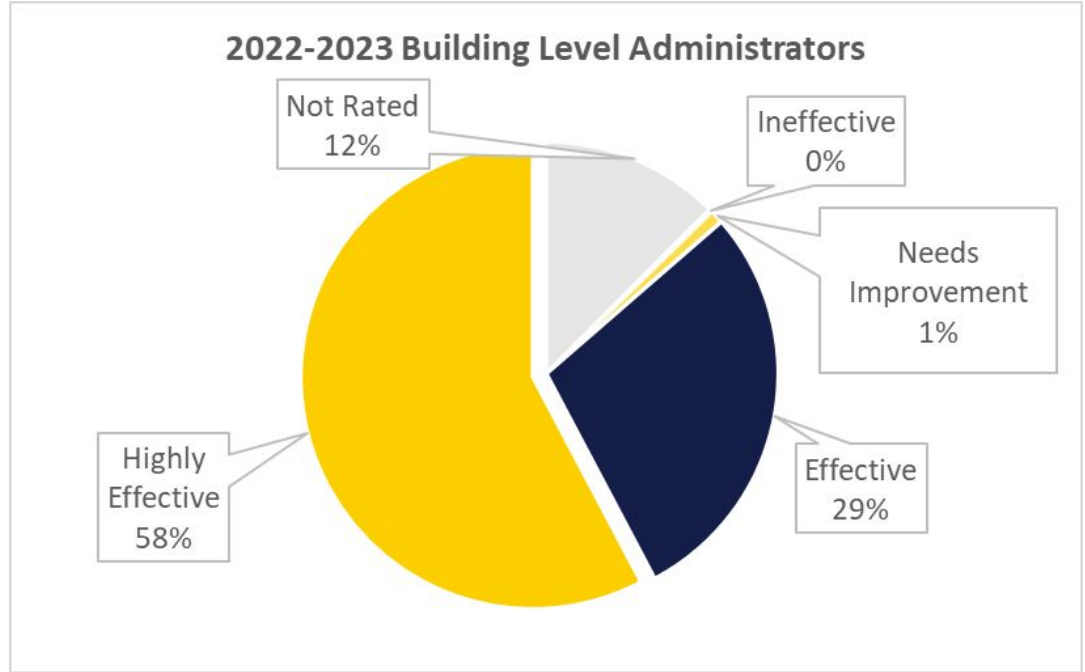
Not Rated	8%
Ineffective	0%
Needs Improvement	1%
Effective	34%
Highly Effective	56%



2022-2023 BUILDING-LEVEL ADMINISTRATORS

Includes assistants and other school-based administrators (3,847 total)

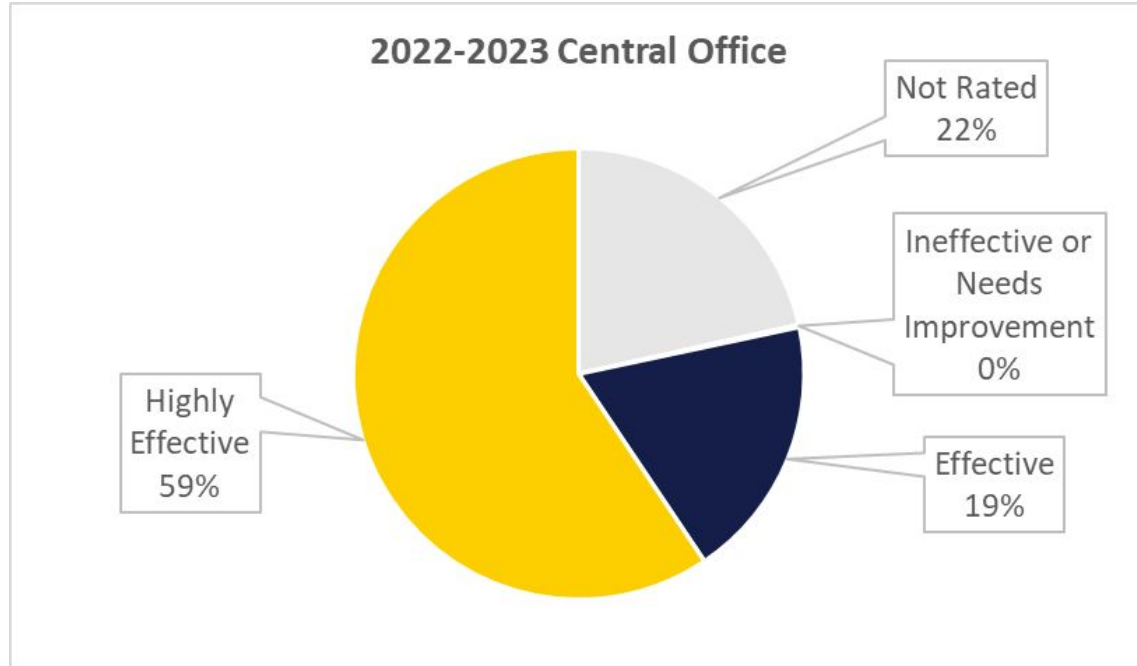
Not Rated	12%
Ineffective	0%
Needs Improvement	1%
Effective	29%
Highly Effective	58%



2022-2023 CENTRAL OFFICE

Includes central office personnel (1,159 total)

Not Rated	22%
Ineffective	0%
Needs Improvement	0%
Effective	19%
Highly Effective	59%





THANK YOU!